SEMIANNUAL VAPOR INTRUSION AND GROUNDWATER MONITORING REPORT: JULY – DECEMBER 2022

Former Ford Aeronutronic Facility
1000 Ford Road
Newport Beach, California

Prepared for:

Ford Motor Company
Dearborn, Michigan

Prepared by:

WSP USA Environment & Infrastructure Inc.
555 12th Street, Suite 215
Oakland, California 94607

February 2023

Project No. 862339709.01.1G

WSP USA Environment & Infrastructure Inc.
555 12th Street, Suite 215
Oakland, California 94607
USA

T: 1-510-663-4100
F: 1-833-778-3465

www.wsp.com

February 15, 2023

Project 862339709.01.1G

Ms. Jessica Law
California Regional Water Quality Control Board
Santa Ana Region
3737 Main Street, Suite 500
Riverside, California 92501

Subject: Semi-Annual Vapor Intrusion and Groundwater Monitoring Report: July – December 2022
Former Ford Aeronutronic Facility
1000 Ford Road
Newport Beach, California

Dear Ms. Law:

WSP USA Environment & Infrastructure Inc. ("WSP")[1] has prepared this *Semi-Annual Vapor Intrusion and Groundwater Monitoring Report: July– December 2022* (Report) on behalf of Ford Motor Company for the Former Ford Aeronutronic Facility, formerly located in Newport Beach, California. This Report summarizes vapor intrusion and groundwater assessment activities conducted in the North Area and Big Canyon Arroyo (BCA) Area during the reporting period at the request of the California Regional Water Quality Control Board, Santa Ana Region (Water Board) in their letter dated October 9, 2018 and email dated October 25, 2018. This report also summarizes groundwater monitoring activities conducted in the North and BCA Areas during the reporting period.

This Report combines the two previously separate scopes into one semi-annual report as approved by the Water Board in their May 3, 2021 *Response to "4Q 2021 Vapor Intrusion Assessment Progress Report" for Former Ford Aeronutronics Property Located at 1000 Ford Road, Newport Beach, California (Geotracker ID #SL188023848; PCA #1880200)* (Water Board, 2021).

[1] Effective September 21, 2022, Wood Environment & Infrastructure Solutions, Inc. was acquired by WSP Global Inc. We are now doing business in the United States as WSP USA Environment & Infrastructure Inc.

If you have questions regarding this submittal, please contact Daniela Hamann-Nazaroff at (510) 206-6571.

Sincerely,
WSP USA Environment & Infrastructure Solutions Inc.

Heidi Dietrich-Foronda
Associate Scientist

Isabella Polenghi-Gross, PhD, ENV SP
Associate Scientist

Daniela Hamann-Nazaroff, PE
Associate Engineer, Project Manager

Craig Stewart, PG, CEG, CHG
Principal Hydrogeologist

Kenn Conner, PE, PMP, BCEE, QSD/P
Principal Engineer

hdf/ipg/dhn/cs/kc/sc
https://woodplc.sharepoint.com/teams/bayareadocusafe/ford motor company/newport beach/semiannual vigw/2022_02_021523/01_txt/vigw rpt_ltr.docx

Enclosure

cc: Chuck Pinter
Newport Beach Library

TABLE OF CONTENTS

Page

1.0 INTRODUCTION 1
- 1.1 General Site Background 1
- 1.2 Groundwater and Surface Water Monitoring Program Background 2
- 1.3 Data Gap Investigation Background 6
  - 1.3.1 Groundwater and Soil Gas Assessments 6
  - 1.3.2 Vapor Intrusion Assessment and Monitoring 7
- 1.4 Feasibility Studies, Remedial Action Plans and Remedial Design and Implementation Plans 10

2.0 SUMMARY OF WORK CONDUCTED 11
- 2.1 Groundwater Monitoring 12
- 2.2 Soil Gas Assessment and Monitoring 12
- 2.3 Vapor Intrusion Assessment and Monitoring 13
  - 2.3.1 Indoor Air Monitoring 13
  - 2.3.2 Sewer Gas Investigation 14
  - 2.3.3 Continuous Indoor Air Monitoring and Discrete Sampling 14
  - 2.3.4 Soil Sampling 14
- 2.4 Groundwater Assessment 14

3.0 METHODS AND RESULTS OF GROUNDWATER MONITORING 16
- 3.1 Groundwater Monitoring Methodology 16
  - 3.1.1 Water Level Measurements 16
  - 3.1.2 Groundwater Monitoring Well Sampling Methodology 16
  - 3.1.3 Surface Water Sampling Methodology 18
- 3.2 Groundwater and Surface Water Monitoring Results 18
  - 3.2.1 Groundwater Elevations 18
  - 3.2.2 Groundwater Analytical Results 19
    - 3.2.2.1 North Area Groundwater 19
    - 3.2.2.2 North Area Surface Water 22
    - 3.2.2.3 Big Canyon Arroyo Area Groundwater 22
  - 3.2.3 Surface Water Analytical Results 24

4.0 METHODS AND RESULTS OF SOIL GAS ASSESSMENT AND MONITORING 24
- 4.1 Soil Gas Monitoring Methodology 24
  - 4.1.1 Soil Gas Probe Installation 24
  - 4.1.2 Soil Gas Probe Sampling 26
  - 4.1.3 Soil Gas Probe Destruction 28
- 4.2 Soil Gas Evaluation Criteria 28
- 4.3 Soil Gas Analytical Results 29

5.0 METHODS AND RESULTS OF VAPOR INTRUSION ASSESSMENT AND MONITORING....29
5.1 VAPOR INTRUSION ASSESSMENT AND MONITORING METHODOLOGY 30
5.1.1 Pre-sampling Activities 30
5.1.2 Building Survey 30
5.1.3 Indoor Air Sampling 31
5.1.4 Material Headspace Sampling 32
5.1.5 Crawl Space Sampling 32
5.1.6 Sub-Slab Sampling 33
5.1.7 Perimeter Soil Gas Probe Installation 35
5.1.8 Perimeter Soil Gas Probe Sampling 36
5.1.9 Perimeter Soil Gas Probe Destruction 36
5.1.10 Supplemental Indoor Air Investigation 36
5.1.11 Sewer Gas Investigation 36
5.1.12 Continuous Indoor Air Monitoring and Discrete Sampling 36
5.1.13 Soil Sampling 37
5.2 VAPOR INTRUSION ASSESSMENT EVALUATION CRITERIA 37
5.2.1 Indoor Air Evaluation Criteria 37
5.2.2 Sewer Gas Evaluation Criteria 38
5.3 VAPOR INTRUSION ASSESSMENT AND MONITORING ANALYTICAL RESULTS 38
5.4 INTERIM MITIGATION MEASURES 41
5.4.1 Short-Term Mitigation 41
5.4.2 Interim Response Measures 42
6.0 METHODS AND RESULTS OF GROUNDWATER ASSESSMENT 42
6.1 REVIEW OF HISTORICAL INFORMATION 43
6.1.1 Review of Information for the BCA Area 43
6.1.2 Review of Information for North Area 43
6.2 GROUNDWATER ASSESSMENT FIELD METHODOLOGY 44
6.2.1 Drilling and Lithologic Logging 45
6.2.2 Grab Groundwater Sampling 45
6.2.3 Groundwater Monitoring Well Installation and Development 47
6.3 GROUNDWATER ASSESSMENT ANALYTICAL RESULTS 47
7.0 INVESTIGATION DERIVED WASTE 47
8.0 QUALITY ASSURANCE AND QUALITY CONTROL PROCEDURES 48
9.0 SUMMARY AND DISCUSSION 49
9.1 GROUNDWATER MONITORING 49
9.1.1 North Area 50
9.1.2 BCA Area 50
9.2 VAPOR INTRUSION ASSESSMENT AND MONITORING 51
9.2.1 North Area 51
9.2.2 BCA Area 52

9.3 GROUNDWATER ASSESSMENT ACTIVITIES 53
9.3.1 North Area 53
9.3.2 BCA Area 53
10.0 RECOMMENDATIONS AND PLANNED ADDITIONAL WORK 53
10.1 PLANNED GROUNDWATER MONITORING 53
10.2 PLANNED SOIL GAS ASSESSMENT AND MONITORING 54
10.3 PLANNED INDOOR AIR ASSESSMENT AND MONITORING 54
10.4 PLANNED GROUNDWATER ASSESSMENT 55
10.5 PROPOSED REVISIONS TO ANALYTE LISTS 55
10.6 HUMAN HEALTH RISK ASSESSMENT ADDENDA 56
11.0 REPORT SCHEDULE 56
12.0 REFERENCES 57

TABLES

Table 1 Well Construction Details
Table 2 Depth to Groundwater and Groundwater Elevations
Table 3 Summary of Groundwater and Surface Water Field Parameters
Table 4 Groundwater Monitoring Sampling Results
Table 5 Surface Water Sampling Results
Table 6 Soil Gas Probe Construction
Table 7 Perimeter Soil Gas Probe Construction
Table 8 Soil Gas Sampling Results
Table 9 Perimeter Soil Gas Sampling Results
Table 10 Residential Indoor Air and Soil Gas Sampling Results
Table 11 Commercial Indoor Air and Soil Gas Sampling Results
Table 12 Sewer Gas Sampling Results
Table 13 HAPSITE Field Sampling Results
Table 14 Short-Term Mitigation Summary
Table 15 Grab Groundwater Sampling Results
Table 16 Soil Sampling Results

FIGURES

Figure 1 Site Location Map
Figure 2 Groundwater Assessment Area and Site Vicinity Map
Figure 3 North Area Groundwater and Surface Water Sampling Locations
Figure 4 Big Canyon Arroyo Area Groundwater Sampling Locations
Figure 5 Potentiometric Surface Map October 2022 - North Area
Figure 6 Potentiometric Surface Map October 2022 - Big Canyon Arroyo Area

Figure 7	VOCs and 1,4-Dioxane in Groundwater October and December 2022—North Area
Figure 8	Inferred TCE Plume Map October and December 2022 – North Area
Figure 9	VOCs and 1,4-Dioxane in Groundwater October 2022—Big Canyon Arroyo Area
Figure 10	Inferred TCE Plume Map October 2022– Big Canyon Arroyo Area
Figure 11	Inferred cis-1,2-DCE Plume Map October 2022 – Big Canyon Arroyo Area
Figure 12	Inferred Vinyl Chloride Plume Map October 2022 – Big Canyon Arroyo Area
Figure 13	Bonita Creek Surface Water Sampling Locations – North Area
Figure 14	Soil Vapor Assessment and Indoor Air Investigation Area
Figure 14A	Soil Vapor Assessment and Indoor Air Investigation Area – Caltrans
Figure 14B	Soil Vapor Assessment and Indoor Air Investigation Area – Parcels 1, 2, 3, 4, 5, 6, 7, 8, 9, and 21
Figure 14C	Soil Vapor Assessment and Indoor Air Investigation Area – Parcels 10 and 11
Figure 14D	Soil Vapor Assessment and Indoor Air Investigation Area – Parcel 13
Figure 14E	Soil Vapor Assessment and Indoor Air Investigation Area – Parcels 12 and 14
Figure 14F	Soil Vapor Assessment and Indoor Air Investigation Area – Parcels 15, 16, 17, 18, 19, 20, 22, and 23
Figure 15	Sanitary Sewer Layout
Figure 15A	Belcourt Drive, Parcel 12 Sanitary Sewer Layout and Sewer Gas Sampling Results
Figure 15B	Ford Road, Parcels 16 and 22 Sanitary Sewer Layout and Sewer Gas Sampling Results
Figure 15C	Honors Drive, Singletree Drive, and Long Bay Drive, Parcel 13 Sanitary Sewer Layout and Sewer Gas Sampling Results
Figure 16	Groundwater Assessment Area
Figure 16A	Groundwater Assessment Analytical Results – North Area
Figure 16B	Groundwater Assessment Analytical Results – BCA Area

APPENDICES

Appendix A	Historical Data
Appendix B	Trend Plots
Appendix C	Cross Sections
Appendix D	Boring Logs
Appendix E	Field Forms
Appendix F	Data Validation Summary Report
Appendix G	Laboratory Reports
Appendix H	Soil Gas Trend Evaluation
Appendix I	Survey Report

ACRONYMS AND ABBREVIATIONS

µg/L	micrograms per liter
µg/m^3	micrograms per cubic meter
1,1,1-TCA	1,1,1-trichloroethane
1,1-DCA	1,1 dichloroethane
1,1-DCE	1,1-dichloroethene
1,2-DCA	1,2-dichloroethane
2Q	second quarter
2S	Second semi-annual period
4Q 2020 VI Report	4Q 2020 Vapor Intrusion Assessment Progress Report
Advisory	2015 Advisory—Active Soil Gas Investigations
Amec Foster Wheeler	Amec Foster Wheeler Environment & Infrastructure, Inc.
Approach Memorandum	Indoor Air Confirmation Sampling Approach Memorandum
ATC	aerothermal chemical area
BCA	Big Canyon Arroyo
bgs	below ground surface
cis-1,2-DCE	cis-1,2-dichloroethene
COC	chemical of concern
COVID-19	Coronavirus Disease-2019
CSM	Conceptual Site Model
DFA	1,1-difluoroethane
DTSC	Department of Toxic Substances Control
Enviroserv	Environmental Recovery Services, Inc.
Eurofins	Eurofins Calscience LLC of Tustin, California
FS	Feasibility Study
Ford	Ford Motor Company
H&P	H&P Mobile Geochemistry Inc. of Carlsbad, California
HEPA	high efficiency particulate air
HHRA	human health risk assessment
Indoor Air Work Plan	Indoor Air Sampling Work Plan
in Hg	inches of mercury
MDL	method detection limit
MEK	methyl ethyl ketone
mL/min	milliliters per minute
MNA	Monitored Natural Attenuation
NOAB	Newport Ordnance Assembly Building
OCHCA	Orange County Health Care Agency
PCE	tetrachloroethene
PID	photoionization detector
PSG	perimeter soil gas
PVC	polyvinyl chloride

RAL	Response Action Level
RAP	Remedial Action Plan
Report	Semi-Annual Vapor Intrusion and Groundwater Monitoring Report: July – December 2022
RDIP	Remedial Design and Implementation Plan
RL	reporting limit
SG	soil gas
Short-Term Mitigation Work Plan	Revised Work Plan for Short-Term Mitigation of Volatile Organic Compounds in Indoor Air
SIM	selective ion monitoring
the Site	Former Ford Aeronutronic Facility, formerly located in Newport Beach, California
Surface Water Sampling Plan	Surface Water Sampling Plan for Bonita Creek – BC-3 Area
SVE	soil vapor extraction
SVE Pilot Test Report	Soil Vapor Extraction Pilot Test Report
TCE	trichloroethene
TFA	1,1,1,2-tetrafluoroethane
trans-1,2-DCE	trans-1,2-dichloroethene
U.S. EPA	U.S. Environmental Protection Agency
VOC	Volatile organic compound
Water Board	California Regional Water Quality Control Board, Santa Ana Region
Work Plan Addendum	Addendum to Work Plan for Groundwater Investigation – North Area
Wood	Wood Environment & Infrastructure Solutions, Inc.
WSP	WSP USA Environment & Infrastructure Inc.

SEMI-ANNUAL VAPOR INTRUSION AND GROUNDWATER MONITORING REPORT: JULY – DECEMBER 2022

Former Ford Aeronutronic Property
Newport Beach, California

1.0 INTRODUCTION

WSP USA Environment & Infrastructure Inc. (WSP), has prepared this *Semi-Annual Vapor Intrusion and Groundwater Monitoring Report: July – December 2022* (Report) on behalf of Ford Motor Company (Ford) for the Former Ford Aeronutronic Facility, located in Newport Beach, California (the Site; Figures 1 and 2). This Report summarizes vapor intrusion and groundwater assessment activities conducted in the North Area and Big Canyon Arroyo (BCA) Area during the reporting period as requested by the California Regional Water Quality Control Board, Santa Ana Region (Water Board) in its letter dated October 9, 2018, and in an email from Jessica Law of the Water Board dated October 25, 2018. This Report also summarizes installation of groundwater monitoring wells and groundwater monitoring activities conducted in the North and BCA Areas during the reporting period.

This Report combines the two previously separate scopes into one semi-annual report as approved by the Water Board in their May 3, 2021 *Response to "4Q 2021 Vapor Intrusion Assessment Progress Report" for Former Ford Aeronutronics Property Located at 1000 Ford Road, Newport Beach, California (Geotracker ID #SL188023848; PCA #1880200)* (Water Board, 2021a).

The scopes of work included in this Report have been grouped into groundwater monitoring activities and data gap investigation activities (including soil gas investigation and monitoring, vapor intrusion evaluation, and groundwater assessments).

1.1 GENERAL SITE BACKGROUND

The Former Ford Aeronutronic property, formerly located at One Ford Road in Newport Beach, California (the Site; Figures 1 and 2), was approximately 98 acres in size. It was originally developed by Ford in 1957 for research and development of aerospace and electronic technologies and operated through 1993. The Site was separated into two distinct areas: 1) an 8-acre portion in the southern area, known as the aerothermal chemical (ATC) area, and 2) the remaining 90 acres of the Site, referred to as the Main Area (Figure 2). Between 1993 and 1996,

Ford demolished the Facility and implemented Site restoration efforts, including soil and groundwater remediation for volatile organic compounds (VOCs). The Site was graded and redeveloped for residential land use following regulatory closure of environmental concerns. On May 1, 1997, the Orange County Division of Environmental Health approved the health risk assessment and granted case closure for the ATC and the Main Area (County of Orange, 1997). ATC and Main Area investigations, remediation, demolition, risk assessment, and closure are summarized in the *Summary of Site Remediation and Closure* letter from Amec Foster Wheeler Environment & Infrastructure, Inc. (Amec Foster Wheeler) to the Water Board dated June 2, 2015 (Amec Foster Wheeler, 2015a). The Site was graded and redeveloped for residential land use following regulatory closure of environmental concerns.

Continued groundwater monitoring was a condition of Site closure. In 2017, changes to the groundwater monitoring plan triggered Water Board requirements for additional work, including an updated conceptual site model, and led to the development of a list of nine Site chemicals of concern (COCs). Tetrachloroethene (PCE) and trichloroethene (TCE) are considered the primary Site COCs; the other seven Site COCs are 1,1,1-trichloroethane (1,1,1-TCA); 1,1-dichloroethane (1,1-DCA); 1,1-dichloroethene (1,1-DCE); 1,2-dichloroethane (1,2-DCA); cis-1,2-dichloroethene (cis-1,2-DCE); trans-1,2-dichloroethene (trans-1,2-DCE); and vinyl chloride. Additionally, the Water Board required the addition of 1,4-dioxane analysis for all sampled monitoring wells. The progress and results of ongoing assessments and monitoring of these analytes in soil gas, groundwater, and indoor air are presented in this Report.

1.2 GROUNDWATER AND SURFACE WATER MONITORING PROGRAM BACKGROUND

Groundwater monitoring at the Site has been conducted in the area north of the Main Area (North Area) and the area south of the ATC (BCA Area) since 1992 (Figure 2); WSP and their predecessors have conducted groundwater monitoring at the Site since 2006. Previous groundwater monitoring activities have been documented in semi-annual monitoring reports. The background of the Groundwater Monitoring Program is more extensively documented in the *Semiannual Report for Groundwater Monitoring Activities: July – December 2020* (Wood Environment & Infrastructure Solutions, Inc. [Wood], 2021a).

Beginning with the first semi-annual groundwater monitoring event of 2017, monitoring was conducted according to the *Revised Proposed Changes to Groundwater Monitoring Program*

(Amec Foster Wheeler, 2015b) and *Response to Regional Board Comments on "Proposed Changes to Groundwater Monitoring Program" for Former Ford Aeronutronics Property at 1000 Ford Road, Newport Beach, California (Global ID# SL18802384; PCA# 1880200)* (Amec Foster Wheeler, 2017a), which are referred to as the Groundwater Monitoring Program.

Surface water and pore water sampling events were conducted in 2018 and 2019 as part of a data gap investigation and reported in the *Groundwater Investigation Findings Report* (Wood, 2019a) and the *Additional Surface Water and Pore Water Sampling Report* (Wood, 2019e), respectively. In January 2020, the Water Board requested additional surface water monitoring to further evaluate the presence and concentrations of VOCs in surface water near sampling location BC-3 in the North Area. Based on the findings of the earlier sampling events, further evaluation of pore water and 1,4-dioxane analysis of surface water were not required. The January 28, 2020, *Surface Water Sampling Plan for Bonita Creek – BC-3 Area* memorandum (Surface Water Sampling Plan; Wood, 2020b) proposed sampling three locations twice a year for two years and was approved on March 19, 2020. The Water Board concurred with the Surface Water Sampling Plan and requested that the sampling results be included in the semi-annual groundwater monitoring reports. Surface water sampling locations are shown on Figure 3.

On December 2, 2020, the Water Board authorized the sampling of surface water in Bonita Creek in December (rather than in November, as proposed in the Surface Water Sampling Plan) despite very little rainfall in recent prior months. Surface water sampling was conducted at the same time as groundwater monitoring from December 2022 through May 2022.

During a teleconference call with Ford, Wood, and the Water Board on December 12, 2021, the Water Board requested an additional round of surface water sampling to be conducted in the second quarter (2Q) of 2022. They also requested the collection and analysis of one ambient air sample at surface water sample location BC-7 in the storm drain outlet pool tributary to Bonita Creek, which has displayed the highest TCE concentrations of the three surface water locations currently sampled. The collection of surface water samples and the ambient air sample in May 2022 concluded the surface water monitoring program, including the Water Board's request, is now considered satisfied. No additional surface water samples will be collected.

A Remedial Design and Implementation Plan (RDIP) for Parcel 10 (Wood, 2021j), dated December 22, 2021 and approved on January 28, 2022, was prepared in response to the request contained in the Water Board's September 30, 2021 letter (Water Board, 2021b). In their letter, the Water Board concurred with the recommended alternative (i.e., Remedial Alternative 3 which includes monitored natural attenuation [MNA] for groundwater) presented in the *Feasibility Study and Remedial Action Plan – Parcel 10* (Wood, 2021h). The goal of the groundwater MNA program is to monitor concentrations of Site COCs in groundwater monitoring wells until concentrations show a decreasing trend and the plume has been vertically and laterally delineated. The Parcel 10 RDIP proposed the following:

- Install five groundwater monitoring wells (P-57 through P-61) to become part of the larger groundwater monitoring network in the area to support MNA in Parcel 10 (Figure 3).
- Collect samples from P-34, P-56, and W2C3, in addition to P-57 through P-61, to create an MNA monitoring network for the Parcel 10 recommended remedial remedy.
- Analyze groundwater samples for VOCs by U.S. Environmental Protection Agency (U.S. EPA) Method 8260B and for other MNA parameters: dissolved gases by RSK-175, dissolved iron and manganese by US EPA Method 6010B, chloride, nitrite, nitrate, and sulfate by U.S. EPA Method 300.0.
- Incorporate new wells into the existing semi-annual monitoring program after four quarterly sampling events. As of the current reporting period, P-57 through P-61 have been sampled for four consecutive quarters.
- Collect soil samples during well installation at 5-foot intervals and analyze for Site COCs.

Similar to the Parcel 10 RDIP, an RDIP was prepared for Parcel 11 (Wood, 2022d) in response to a request contained in the Water Board's December 22, 2021 letter (Water Board, 2021c). In the letter, the Water Board concurred with the recommended alternative (i.e., Remedial Alternative 3 which includes MNA for groundwater) presented in the *Feasibility Study and Remedial Action Plan – Parcel 11* (Wood, 2021i). The Parcel 11 RDIP was approved by the Water Board on April 26, 2022. On June 6, 2022, Wood submitted the *Addendum to the Remedial Design and Action Implementation Plan - Parcel 11* (Parcel 11 RDIP Addendum; Wood, 2022g) at the request of the Water Board.

The Parcel 11 RDIP and associated addendum proposed the following:

- Install three groundwater monitoring wells (P-62 through P-64) to be a part of the larger groundwater monitoring network in the area to support MNA in Parcel 11 (Figure 3).
- Collect samples from P-34, P-56, and W2C1, in addition to P-62 through P-64 to create an MNA monitoring network for the Parcel 11 recommended remedial remedy.
- Analyze groundwater from these wells for VOCs by U.S. EPA Method 8260B and for other MNA parameters as noted above for Parcel 10.
- Incorporate new wells into the existing semi-annual monitoring program after four quarterly sampling events. As of the current reporting period, P-62 through P-64 have been sampled for three consecutive quarters.
- Collect soil samples during the drilling of the boring for P-62 at 5-foot intervals and analyze the samples for Site COCs. Collect soil samples from P-63 and P-64 if elevated photoionization detector (PID) readings or stained soil are observed above the water table during drilling.
- Monitor soil gas in seven soil gas sampling locations (SG-183 through SG-189) with sampling probe installed at approximately 5 feet below ground surface (bgs) and 15 feet bgs.
- Analyze soil gas samples for VOCs by U.S. EPA Method 8260B and incorporate new soil gas sampling locations into the semiannual monitoring program.

An RDIP was also prepared for Parcel 13 (Wood, 2022m) in response to a request contained in the Water Board's June 7, 2022 letter (Water Board, 2022b). In the letter, the Water Board concurred with the recommended alternative (i.e., Remedial Alternative 3 which includes MNA for groundwater) presented in the *Feasibility Study and Remedial Action Plan – Parcel 13* ([Wood, 2022e]). The Parcel 13 RDIP proposed the following:

- Install eight groundwater monitoring wells (P-65 through P-72) to be a part of the larger groundwater monitoring network in the area to support MNA in Parcel 13.
- Collect samples from P-34, P-35, and P-56, in addition to P-65 through P-72, to create an MNA monitoring network for the Parcel 11 recommended remedial remedy.
- Analyze groundwater from these wells for VOCs by U.S. EPA Method 8260B and for other MNA parameters as noted above for Parcels 10 and 11.

- Incorporate new wells into the existing semi-annual monitoring program after four quarterly sampling events.
- Collect soil samples during the drilling of the boring for P-66, P-67, and P-72 at 5-foot intervals and analyze the samples for VOCs by U.S. EPA Method 8260B with preservation by U.S. EPA Method 5035. Collect soil samples from P-65 and P-68 through P-71 if elevated PID readings or stained soil are observed above the water table during drilling.
- Monitor soil gas with nine soil gas sampling locations with sampling probe installed at approximately 5 feet bgs and 15 feet bgs.
- Analyze soil gas samples for VOCs by U.S. EPA Method 8260B and incorporate new soil gas sampling locations into the semiannual monitoring program.

1.3 DATA GAP INVESTIGATION BACKGROUND

In 2017, the Water Board requested a conceptual site model be prepared to identify and address data gaps in Site remediation and characterization activities conducted up to that date. The *Conceptual Site Model* (CSM; Amec Foster Wheeler, 2017b), subsequent revisions and addenda, and the *Addendum to Work Plan for Groundwater Investigation – North Area* (Work Plan Addendum; Amec Foster Wheeler, 2017c) were developed to address data gaps in soil gas and groundwater assessments previously conducted at the Site. The results of initial soil gas investigations identified indoor air as a data gap, and in 2018, Wood prepared the *Indoor Air Sampling Work Plan* (Indoor Air Work Plan; Wood, 2018a) to evaluate the potential for vapor intrusion into residential and commercial properties.

1.3.1 Groundwater and Soil Gas Assessments

The Work Plan Addendum initiated a data gap investigation in May 2018, and investigation activities are ongoing.

Data gap investigation activities for groundwater (groundwater assessment) have included drilling, lithologic logging, and groundwater sampling of borings to delineate the lateral and vertical extent of VOCs in groundwater and further characterize hydrogeologic conditions in the North and BCA Areas.

Data gap investigation activities for soil gas (soil gas assessment) have included the installation and sampling of semi-permanent nested soil gas (SG) sampling locations with probes placed at approximately 5 and 15 feet bgs throughout the North and BCA Areas. Results of these probes are used to define the lateral extent of TCE and PCE (the primary Site COCs) in soil gas and to

assess the potential for vapor intrusion into the indoor air of residential and commercial properties.

In conjunction with the soil gas investigation and preparation for the vapor intrusion assessment, the residential communities and commercial properties were grouped into "Parcels" and assigned a unique parcel identification number used in this Report and other project documents when referring to a specific residential or commercial area.

1.3.2 Vapor Intrusion Assessment and Monitoring

Once soil gas sampling probes are installed and sampled, they become part of the soil gas monitoring network, sampled at least twice yearly. The results of soil gas samples are used to generate isoconcentration contours for TCE and PCE based on data from the most recent sampling events. Isoconcentration contours were drawn using the maximum TCE and PCE concentrations detected at any probe depth at each soil gas sampling location; however, beginning in 2021, the contours are based on interpolation of SG and perimeter soil gas (PSG) data from probes installed between 8 feet and 16 feet bgs. PSG probes are sampled at least three times a year (two Site-wide events and one PSG-only event).

Results of ongoing SG and PSG probe installations and sampling events have further defined the areas of TCE and PCE concentrations that exceed screening levels in soil gas and have a potential for vapor intrusion into indoor air. The current indoor air sampling area is shown as green shaded areas for residential properties and blue shaded areas for commercial properties on Figures 14 through 14F.

The assessment of vapor intrusion into buildings within the indoor air sampling area is ongoing and consists of building construction evaluation, indoor air sampling, and correlating subsurface soil gas sampling (vapor intrusion assessment activities). Indoor air monitoring includes confirmation and seasonal sampling for participating property owners and tenants.

Sewer gas and supplemental indoor air investigations have been conducted using HAPSITE (a portable gas chromatograph/mass spectrometer) as part of the vapor intrusion assessments and at the request of the Water Board to identify potential indoor sources or preferential pathways for TCE. Sewer gas and supplemental indoor air investigations were documented in previous quarterly and semiannual progress reports.

No additional sewer gas or supplemental indoor air investigation activities have been conducted during the current reporting period.

During the reporting period, the owner of one Parcel (Parcel 6) requested the destruction of four nested soil gas sampling locations due to upcoming renovations that will impact the area where the soil gas sampling locations are currently installed. The Water Board requested a Work plan to outline the rationale and methods for the destruction activities during a teleconference on September 21, 2022. The work plan was submitted on December 6, 2022 (WSP, 2022d).

In 2020, Wood conducted a soil vapor extraction (SVE) pilot test. SVE wells and multiple soil gas probes were installed as SVE monitoring points. The SVE monitoring points and selected existing nearby SG and PSG probe sets (referred to as SVE monitoring network) were sampled to evaluate the progress of the pilot test. The SVE pilot test results are reported in the *Soil Vapor Extraction Pilot Test Report* (SVE Pilot Test Report, Wood 2021b). Sampling results from the SVE monitoring points and pilot test evaluation are not used to evaluate vapor intrusion; however, they are included in the data tables of this Report for consistency with past reports.

Changes to the data gap investigation methodologies and reporting procedures were proposed in the *4Q 2020 Vapor Intrusion Assessment Progress Report* (4Q 2020 VI Report; Wood, 2021c), and changes to the analyte lists for indoor air and soil gas were proposed in the *Request for Reduced Analytes List* (Addendum H of the 4Q 2020 VI Report). These changes are summarized below and were accepted by the Water Board on May 3, 2021, in their response letter to the 4Q 2020 VI Report.

- Submit semi-annual Groundwater and Surface Water Monitoring Reports and quarterly Vapor Intrusion Assessment Progress Reports together under one cover on a semi-annual basis beginning with the first semi-annual report of 2021.
- Discontinue sampling of soil gas probes found to be non-productive after four sampling attempts.
- Reduce the soil gas and indoor air analyte list to selected VOCs.

Wood concurred with all but two of the Water Board's comments on the 4Q 2020 VI Report and provided the *Response to Comments – 4Q 2020 Vapor Intrusion Assessment Progress Report* (Wood, 2021e). Wood did not agree with the Water Board's response to the Request for Reduced Analytes List and proposed to provide more information and lines of evidence

supporting the removal of some analytes from the lists in an *Addendum to the Request for Reduced Analytes* included as Appendix H of the *Semiannual Vapor Intrusion and Groundwater Monitoring Report: January – June 2021* (Wood, 2021g) and *Semiannual Vapor Intrusion and Groundwater Monitoring Report: July – December 2021* (Wood, 2022c).

Parcel-specific human health risk assessments (HHRAs) were submitted between October 2020 and June 2021. In their comments on the HHRAs, the Water Board requested revised indoor air monitoring plans for ongoing monitoring of indoor air at properties where current and future risks have been evaluated. Wood submitted a *Revised Indoor Air Monitoring Plan for Perimeter Soil Gas Properties* on February 24, 2021 (Wood, 2021d), a *Revised Indoor Air Monitoring Plan for Sub-Slab Soil Gas Properties* on July 21, 2021 (Wood, 2021f), and a *Final Revised Indoor Air Monitoring Plan for Properties in Parcels 4, 6, and 8* on May 24, 2022 (Wood, 2022f). As a part of these monitoring plans, different monitoring frequencies were proposed based on soil gas conditions, including current concentrations of chemicals in soil gas and trends in soil gas concentrations. Less frequent sampling was proposed for properties where soil gas concentrations are below parcel-specific screening levels, or if soil gas concentrations do not demonstrate an increasing trend. More frequent sampling was proposed for concentrations above the parcel-specific screening levels and where soil gas concentrations demonstrate a statistically significant increasing trend. The parcel-specific screening levels were based on an attenuation factor of 0.001 for Parcel 10 and an attenuation factor of 0.0005 for other parcels (e.g., the TCE soil gas screening levels are 480 micrograms per cubic meter [$\mu g/m^3$] for Parcel 10 and 960 $\mu g/m^3$ for other parcels). These attenuation factors were used in the HHRAs for Parcel 10 and for other parcels to evaluate potential future risk. The revised indoor air monitoring plans (Wood, 2021d, 2021f, and 2022f) were implemented during the current reporting period, and monitoring frequency evaluations will be reported under a separate cover.

An *Initial Soil Gas and Perimeter Soil Gas Trend Evaluation* (Wood, 2022h) was prepared and submitted to the Water Board on June 14, 2022. Pursuant to that memorandum, subsequent evaluations are being submitted as appendices to the Semi-Annual Vapor Intrusion and Groundwater Monitoring Reports. The current trend evaluation considers PSG data collected from September 2018 through December 2022 and SG probe data collected from June 2018

through December 2022. The updated soil gas probe and perimeter soil gas trend evaluation is presented in Appendix H.

1.4 FEASIBILITY STUDIES, REMEDIAL ACTION PLANS AND REMEDIAL DESIGN AND IMPLEMENTATION PLANS

Starting in April 2021, Wood began conducting Feasibility Studies (FS) and drafting Remedial Action Plans (RAP), if necessary, for each Parcel at the Site. The FS and RAPs are Parcel-specific reports that evaluate the potential remedial technologies against various criteria (effectiveness, implementability, and cost) and offers recommendations for a remedy and a description of how it will be implemented. The FS process includes a public comment period which gives the community an opportunity to provide input on the proposed remedy. During previous reporting periods, FS/RAPs have been conducted for Parcels 10, 11, and 13. The following FS were conducted during the current reporting period:

- August 29, 2022 Draft Feasibility Study – Parcel 2 (Wood, 2022l)
- September 23, 2022 Feasibility Study – Parcels 16 and 22 (Wood, 2022o)
- October 25, 2022 *Feasibility Study – Parcel 1* (Wood, 2022p)

The FS for Parcel 16 and 22 was approved by the Water Board on November 28, 2022; however, the FSs for Parcels 1 and 2 have not been approved as of the end the current reporting period.

Following the FS/RAP submission for Parcels 10, 11 and 13, the Water Board requested that RDIPs be prepared for these Parcels. The RDIP provides additional design details for the remedy and outlines the process for the implementation of the remedy. RDIPs for the other parcels may be produced during future reporting periods. RDIPs have been and will be submitted under separate transmittals; however, they may propose certain activities that fall within the scope of this report. For example, as described in Section 1.2, Parcel 10 and 11 RDIPs proposed the installation of groundwater monitoring wells and their inclusion into the Groundwater Monitoring Program. Results of those activities will be reported in this and future semi-annual monitoring reports.

2.0 SUMMARY OF WORK CONDUCTED

This Report summarizes groundwater monitoring and soil gas, vapor intrusion, and groundwater assessment work conducted during the second semi-annual period (2S) of 2022 (reporting period July 1 through December 31, 2022). The scope of activities included:

- Measurement of groundwater levels in the North Area and BCA Area (Figures 5 and 6);
- Sampling of groundwater monitoring wells in the North Area and BCA Area (Figures 7 and 9);
- Installation and sampling of SG probes in the North Area (Figures 14 and 14A through 14F);
- Sampling of SG and PSG probes in the North Area and BCA area (Figures 14, and 14A through 14F);
- Sampling of residential indoor air in the North Area and BCA Area (Figures 14 and 14A through 14F);
- Laboratory analysis of groundwater, soil gas, and indoor air samples;
- Servicing temporary mitigation measures in the form of air purifiers in the North Area; and
- Drilling, lithological logging, and grab groundwater sampling of borings in the North Area (Figures 16 and 16A).

Indoor air assessment activities included collecting indoor air samples, ambient (outdoor) air samples, crawl space samples, sub-slab soil gas samples, and PSG samples.

Scheduled monitoring of SG and PSG probes was performed during the reporting period as Wood proposed to the Water Board in an email dated June 1, 2021. The Water Board approved the schedule by email on June 8, 2021.

Soil gas investigation activities conducted in the North Area and BCA Area during the reporting period included the installation of SG probes, and Site-wide sampling of SG and PSG probes. All probes are sampled during two Site-wide sampling events, and PSG probes are also sampled during a PSG-only event.

Additionally, during the reporting period, WSP (and its predecessor Wood) submitted memoranda and reports proposing and documenting additional data gap investigation

activities. The titles are listed below, and the investigation activities conducted pursuant to each memorandum or report are described in subsequent sections of this report.

- July 21, 2022 email Subject: Re: Former Ford Aeronutronics Facility: Comments on "Proposed Additional Assessment Activities- Parcel 12" (Wood, 2022j)
- September 7, 2022. *Results and Addendum to the Proposed Additional Assessment Activities – Parcel 12* (Wood, 2022n)

Additionally, on July 29, 2022, Wood submitted *Proposal for a Reduced Soil Gas Monitoring Program* (Wood, 2022k), a document proposing and documenting changes to the vapor intrusion investigation activities.

2.1 GROUNDWATER MONITORING

From July 1 through December 31, 2022, WSP performed the following activities:

- Semi-annual groundwater monitoring activities were conducted between October 24 and 31, 2022 and on December 15, 2022.
- Quarterly groundwater monitoring activities at P-34, P-56 through P-64, W2C1, and W2C3 were conducted August 22 through 25, 2022.

Temporary street closure permits were obtained from the City of Newport Beach and used with traffic control plans to support safe sampling of wells located in or near public streets. Access to the area along Big Canyon Creek, west of Jamboree Road, was confirmed with the City of Newport Beach prior to sampling wells P-49 through P-51. Access to Big Canyon Country Club and the private residential communities was confirmed prior to conducting work in those areas. Methods used and results obtained for groundwater monitoring conducted during this reporting period are described in Section 3.0.

2.2 SOIL GAS ASSESSMENT AND MONITORING

A Site-wide sampling event of all SG and PSG sampling locations was conducted between August 8 and October 18, 2022 and on December 21, 2022. Sampling and analysis of the SG and PSG probes were conducted by on-site mobile laboratories provided and operated by H&P Mobile Geochemistry Inc. (H&P) of Carlsbad, California under WSP oversight. The samples were analyzed for VOCs using U.S. EPA Method 8260B.

During the current reporting period, additional SG probes were installed as part of the ongoing data gap investigation under WSP oversight and sampled in accordance with the

Work Plan Addendum. Newly installed SG probes were sampled throughout the reporting period as described above.

Methods used and results obtained for soil gas assessment and monitoring conducted during this reporting period are described in Section 4.0.

2.3 VAPOR INTRUSION ASSESSMENT AND MONITORING

Indoor air sampling activities during the reporting period included collecting samples from indoor air, ambient air, sub-slab soil gas, crawl space air, and perimeter soil gas. Sample collection was conducted in accordance with the Indoor Air Work Plan, the *Residential Indoor Air Sampling Memorandum* (Wood, 2018b), the 2015 *Advisory—Active Soil Gas Investigations* (Advisory; Department of Toxic Substances Control [DTSC], 2015), and DTSC's *Final Guidance for the Evaluation and Mitigation of Subsurface Vapor Intrusion to Indoor Air* (DTSC, 2011).

Additional activities related to vapor intrusion assessment include sewer gas assessment, continuous indoor air monitoring, and discrete sampling. These activities are part of the ongoing data gap investigation and are conducted on an as-needed basis.

Soil sampling was conducted during the 2Q of 2020 in support of the now-completed SVE pilot test. Additional soil samples were collected during the drilling for the installation of groundwater monitoring wells. Soil sampling has been grouped with the vapor intrusion assessment activities in this Report for consistency with previous reports.

The methods used and the results obtained for vapor intrusion assessment and monitoring conducted during this reporting period are described in Section 5.0.

2.3.1 Indoor Air Monitoring

Indoor air, ambient air, sub-slab soil gas, crawl space, and select PSG (Parcel 13 only) samples were collected by WSP field personnel and analyzed by Eurofins Calscience LLC (Eurofins) of Tustin, California. The indoor air, ambient (outdoor) air, crawl space, and sub-slab soil gas samples were analyzed using U.S. EPA Method TO-15 with selective ion monitoring (SIM) on a 48-hour rush turnaround time for Site COCs. Sub-slab soil gas samples were collected by WSP field personnel and analyzed by Eurofins using U.S. EPA Method TO-15 on a 48-hour rush turnaround time. In addition, helium (used as a leak detector during sub-slab sampling) was analyzed using ASTM Method D-1946 (M).

Parcel-specific (Parcels 1, 10, 11, and 16) PSG (referred to as Parcel PSGs) samples were collected and analyzed in accordance with the Work Plan Addendum by on-site mobile laboratories provided and operated by H&P under WSP oversight. The samples were analyzed for VOCs using U.S. EPA Method 8260SV.

A Site-wide sampling event of all SG and PSG sampling locations was conducted between August 8 and October 18, 2022. SG-173, SG-174, PSG-01-66-5, and PSG-10-29-15 were resampled on December 21, 2022 because the results from the Site-wide sampling event were not consistent with historical soil gas concentrations trends and were considered anomalous. Newly-installed SG-190 and SG-191 were sampled on December 21, 2022 due to access restrictions during the August to October sampling event.

No additional homes met the criteria for the offer of indoor air sampling during the current reporting period.

2.3.2 Sewer Gas Investigation

No sewer gas sampling activities were conducted during the reporting period.

2.3.3 Continuous Indoor Air Monitoring and Discrete Sampling

No continuous indoor air monitoring or discrete sampling activities were conducted during this reporting period; however, on November 16, 2022, the Water Board requested a HAPSITE investigation be conducted at one property (1.148) based on indoor air results collected during the current reporting period (Water Board, 2022d). A HAPSITE investigation will be conducted in the next reporting period.

Results of the continuous indoor air monitoring and discrete samples conducted during previous reporting periods were presented in the SVE Pilot Test Report.

2.3.4 Soil Sampling

No soil samples were collected during the current reporting period.

2.4 GROUNDWATER ASSESSMENT

The groundwater assessment activities conducted during the current reporting period included drilling, lithologic logging of borings, grab groundwater sampling, and groundwater monitoring well sampling.

Grab groundwater samples were collected to further assess geologic conditions and TCE in groundwater at locations near or hydraulically downgradient from the former Newport Ordnance Assembly Building (NOAB) in the general area on Parcel 12. Work was conducted in accordance with the January 19, 2022 *Proposed Additional Assessment Activities – Parcel 12* (Wood, 2022a), the Water Board's February 24, 2022 *Comments on "Proposed Additional Assessment Activities – Parcel 12* (Water Board, 2022a) which requested soil gas and ground water be analyzed for acetone and methyl ethyl ketone (MEK), and a follow-up teleconference between Wood and the Water Board on May 17, 2022. The Water Board requested grab groundwater sampling locations near SG-104 on Leesbury Court to target groundwater in the northern NOAB area (GGW-28) and on Belcourt Drive near Cheshire Court to target groundwater in the known soil gas plume (GGW-27). Wood and the Water Board agreed that a grab groundwater sample location was not necessary along MacArthur Boulevard near SG-178, since TCE was not detected in soil gas in SG-178. In accordance with the Water Board's request, grab groundwater location GGW-27 was placed 50 feet northwest of SG-176 on Belcourt Drive, and GGW-28 was placed 50 feet southwest of SG-104 on Leesbury Court. A third grab groundwater sampling location (GGW-29) was requested to be placed at the intersection of Bison Avenue and MacArthur Boulevard; however, the presence of high voltage overhead powerlines, mature landscaping, and access issues made the location unsafe and infeasible for drilling activities. Grab groundwater location GGW-29 was proposed to be moved north along the historical arroyo to Parcel 9 in the September 7, 2022 *Results and Addendum to the Proposed Additional Assessment Activities – Parcel 12* (Wood, 2022n) memorandum. The location was approved by the Water Board in an email dated September 19, 2022, and GGW-29 will be drilled and sampled during the next reporting period. Start of work on GGW-29 has been significantly delayed due to barriers in gaining access to the property despite WSP's and Ford's readiness to advance the work.

During the current reporting period, borings were drilled, logged, and sampled in accordance with the aforementioned memoranda (Wood, 2022a and 2022n) to assess the potential presence and distribution of water-bearing geologic materials and the presence of Site COCs including acetone and MEK at two locations (GGW-27 and GGW-28) in the North Area (Figures 16, and 16A). A Rotosonic drilling rig with a telescopic sampling system was used for drilling and sampling of these borings. Three primary grab groundwater samples and one duplicate

sample were collected from GGW-27 and two grab groundwater samples were collected from GGW-28. The grab groundwater samples were analyzed for VOCs by U.S. EPA Method 8260B.

Methods used and results obtained for the groundwater assessment conducted during this reporting period are described in Section 6.0.

3.0 METHODS AND RESULTS OF GROUNDWATER MONITORING

The current monitoring well network consists of 35 monitoring wells (22 wells in the North Area and 13 wells in the BCA Area). Monitoring well construction details are summarized in Table 1. Site monitoring activities include gauging water levels and collecting and analyzing samples from selected wells.

3.1 GROUNDWATER MONITORING METHODOLOGY

Groundwater monitoring was conducted in accordance with the Groundwater Monitoring Program.

3.1.1 Water Level Measurements

On October 24, 2022, water levels in 34 monitoring wells were measured as part of the semi-annual groundwater monitoring event with an electronic sounder. Due to the presence of tree roots, the water level in well P-52, could not be measured on October 24, 2022; however, the water level in this well was successfully measured on October 27, 2022.

Water level measurements and calculated groundwater elevations are presented in Table 2. Potentiometric surface maps for the North Area and BCA Area, based on the October 2022 data, are illustrated on Figures 5 and 6, respectively. Historical water level data are provided in Appendix A, Table A-1.

3.1.2 Groundwater Monitoring Well Sampling Methodology

Groundwater samples were collected from monitoring wells P-12B, P-16, and P-46 through P-51 in the BCA Area and from monitoring wells P-32, P-34, P-35, P-40, P-41, P-42A, P-52, P-53, P-55 through P-64, W2C1, and W2C3 in the North Area between October 24 and 31, 2022. P-55 was inadvertently sampled twice during the October 2022 sampling event, and P-54 was inadvertently not sampled. Well P-54 was sampled on December 15, 2022. P-34, P-56 through P-64, W2C1, and W2C3 in the North Area were also sampled between August 22 and 25, 2022 as part of the new wells quarterly monitoring requirement. According to the

Groundwater Monitoring Program, monitoring wells P-45 in the North Area and W5T3, IW-7, P-14, P-15, and P-17 in the BCA Area are not sampled as they have been deemed redundant.

Monitoring wells P-12B, P-16, P-32, P-41, P-48, W2C1, and W2C3, were purged and sampled using dedicated Solinst bladder pumps. Non-dedicated QED Environmental Systems Sample Pro® Portable MicroPurge pumps were used for purging and sampling the other monitoring wells sampled during this reporting period. Non-dedicated sampling equipment, including the portable sampling pump and water level meter, was washed prior to use and in-between wells using a solution of Seventh Generation® liquid dish detergent and potable water and double rinsed with laboratory-supplied deionized water. The portable sampling pumps were disassembled, decontaminated, and reassembled with a new bladder prior to each use.

All groundwater samples were collected following low-flow sampling methods using either dedicated sampling pumps or portable sampling pumps with pump intakes set at approximately the same depth as previous monitoring events. Field parameters, including specific electrical conductance, dissolved oxygen, oxidation-reduction potential, temperature, and pH, were measured using a YSI multi-parameter water quality sonde installed in a flow cell during purging. Generally, field parameters were monitored until three consecutive readings stabilized within the following criteria:

- temperature ± 3% degrees Celsius,
- pH ± 0.1 units,
- specific electrical conductance ± 3%,
- oxidation-reduction potential ± 10 millivolts, and
- dissolved oxygen ± 10%.

Field parameters measured at the time of sampling are summarized in Table 3. Once field parameters met the above criteria and at least two system volumes (including the total volume of the pump, tubing, and flow cell) had been purged from the well, samples were collected by cutting the purge tubing leading into the flow cell and filling the sample containers directly from the purge tubing. Each groundwater sample was collected in laboratory-supplied containers with appropriate preservatives and samples for dissolved metals analysis were filtered in the field using a 0.45-micron high-capacity QED QuickFilter® filter. During this monitoring period, duplicate groundwater samples were collected from P-32, P-49, P-54, and

P-58. For each sampling day, one equipment blank sample for each portable sampling pump was collected by pouring laboratory-supplied deionized water through the portable sampling pump after the pump had been decontaminated. Once filled, sample containers were labeled and placed in coolers containing ice and a trip blank sample.

All samples, including primary and duplicate groundwater samples, equipment blank samples, and trip blank samples, were placed in ice-cooled chests and transported to Eurofins following chain-of-custody procedures. All groundwater samples and equipment blank samples were analyzed for VOCs in accordance with U.S EPA Method 8260B and one semi-volatile organic compound (1,4-dioxane) in accordance with U.S EPA Method 8270C SIM. Trip blank samples were analyzed for VOCs using U.S EPA Method 8260B. Additionally, samples collected from P-34, P-56 through P-64, W2C1, and W2C3 were analyzed for MNA parameters: dissolved gases by RSK-175, dissolved iron and manganese by U.S. EPA Method 6010B, chloride, nitrite, nitrate, and sulfate by U.S. EPA Method 300.0.

3.1.3 Surface Water Sampling Methodology

No surface water samples were collected during the reporting period.

3.2 Groundwater and Surface Water Monitoring Results

3.2.1 Groundwater Elevations

Groundwater levels measured during the October and December 2022 monitoring event, in general, were similar to those measured in previous events. Historical groundwater levels are presented in the *Semiannual Report for Groundwater Monitoring Activities: July – December 2020* (Wood, 2021a) and in Appendix A Table A-1.

Key observations related to groundwater elevations in the North Area wells and comparisons with groundwater elevations in these wells during the previous semi-annual monitoring event (May 2022) include:

- Groundwater elevations in the North Area increased in one well and decreased in 21 wells.
- Groundwater elevation increase was only observed in well P-55, with an increase of 0.10 feet.
- Groundwater elevation decreases ranged from 0.04 feet in P-59 to 0.75 feet in P-42A.

Key observations related to groundwater elevations in the BCA Area wells include:

- Groundwater elevations in the BCA Area wells increased in four wells and decreased in nine wells since the May 2022 monitoring event.
- Groundwater elevation increases ranged from 0.07 feet in P-51 to 1.95 feet in P-46. The groundwater elevation in P-46 was noted as potentially anomalous in the previous monitoring event. As such, this relatively large increase may not represent a change in groundwater trend.
- Groundwater elevation decreases ranged from 0.01 feet in IW-7 to 0.39 feet in P-17.

Based on calculated groundwater elevations, groundwater elevation contours (Figures 5 and 6) and interpreted flow directions are consistent with previous monitoring events. Groundwater flows generally northeastward in the North Area and generally westward in the BCA Area.

3.2.2 Groundwater Analytical Results

Analytical results for selected VOCs and 1,4-dioxane in groundwater for August, October, and December 2022 are presented in Table 4, and the October and December 2022 results are shown on Figures 7 and 9. Isoconcentration contours for October and December 2022 for selected chemicals in groundwater are shown on Figures 8, 10, 11, and 12. Historical groundwater analytical results are presented in Appendix A, Table A-2. Trend plots illustrating groundwater elevations and concentrations of selected VOCs are included in Appendix B for selected wells (W2C1, W2C3, P-12B, P-16, P-32, P-34, P-35, P-40, P-41, and P-46 through P-60). Historically, no analytes were detected at or above laboratory reporting limits (RLs) in monitoring well P-42, replacement well P-42A, P-50 or P-53; therefore, trend plots are not included for those wells. Additionally, trend plots for wells P-61 through P-64 will be presented once sufficient data is available or a minimum of four sampling events have been conducted.

Historical surface water monitoring locations are shown on Figure 13, and the historical analytical results from surface monitoring are presented in Appendix A, Table A-3.

3.2.2.1 North Area Groundwater

A quarterly sampling event of twelve wells (P-34, P-56 through P-64, W2C1, and W2C3) in the North Area (Figure 3) was conducted in August 2022. The semi-annual sampling event of 21 wells (P-32, P-34, P-35, P-40, P-41, P-42A, P-52 through P-64, W2C1, and W2C3) in the North Area was conducted in October and December 2022. COCs detected at or above the RLs in one or more wells include: PCE; TCE; 1,1-DCE; 1,2-DCA; cis-1,2-DCE; and 1,4-dioxane. Analytical

results for VOCs and 1,4-dioxane are presented in Table 4. Results for the semi-annual sampling event in October and December 2022 are summarized as follows:

COCs in North Area Groundwater					
COC	**Number of Wells with Detections Above the RL**	**Range of Detected Values (µg/L)**			**Well with Maximum Detected Value**
PCE	9	0.67 J	to	8.6	P-40
TCE	19	2.8 J+	to	70	P-52
cis-1,2-DCE	2	0.53 J	to	2.5	P-55
trans-1,2-DCE	0	Not detected at or above the laboratory RL			
Vinyl Chloride	0	Not detected at or above the laboratory RL			
1,1-DCE	9	0.47 J	to	3.4	P-63
1,1-DCA	0	Not detected at or above the laboratory RL			
1,2-DCA	4	0.29 J	to	4.7	P-35
1,1,1-TCA	0	Not detected at or above the laboratory RL			
1,4-dioxane	7	0.71	to	2.2	P-54

Abbreviations
µg/L = micrograms per liter
J = an estimated quantity
J+ = an estimated quantity, biased high

Figure 7 presents analytical results for selected VOCs in the North Area, and Figure 8 presents an inferred plume map for TCE for sampling during the October and December 2022 semi-annual monitoring event.

A review of the trend plots (included in Appendix B Figures B-1 through B-22) indicates the following:

- W2C1 shows TCE and 1,1-DCE concentrations that have fluctuated over time but have generally decreased since 2011. Trans-1,2-DCE concentrations have been below the laboratory RL since the well was first sampled, and cis-1,2-DCE concentrations have been below the laboratory RL since 2016 (with one detected concentration between the method detection limit [MDL] and RL).
- At W2C3, TCE concentrations generally decreased from the time sampling began in 1992 through 2013 and have been relatively stable since 2014. Cis-1,2-DCE and trans-1,2-DCE concentrations have been below the laboratory RL historically, and 1,1-DCE concentrations have been below or detected slightly above the laboratory RL since 2004 (with some detected concentrations between the MDL and RL).
- The graph for P-32 indicates slightly increasing concentrations of TCE from approximately 2004 to about 2012, with TCE concentrations fluctuating within a

generally consistent range since about 2012. Historically, concentrations of cis-1,2-DCE and trans-1,2-DCE have been below the laboratory RL, and 1,1-DCE concentrations have been below or detected slightly above the RL in this well (with some detected concentrations between the MDL and RL).

- The concentration trend of TCE in P-34 since the well was reinstated into the Groundwater Monitoring Program in 2017 is consistent with a trend of decreasing concentrations that was evident when it was regularly sampled from May 1998 to August 2006. 1,1-DCE concentrations have been below or detected slightly above the laboratory RL since 2017. Cis-1,2-DCE, trans-1,2-DCE concentrations have been below the laboratory RL since 2017 (with some detected concentrations between the MDL and RL).
- Concentrations of TCE generally have been decreasing at P-35 since monitoring began in 1998. Cis-1,2-DCE and trans-1,2-DCE concentrations at this well have historically been below the laboratory RL. 1,1-DCE concentrations remained generally stable from 2009 to 2019 and have decreased since then.
- The trend plots for P-40 and P-41 show relatively stable concentrations of TCE through May 2021. Since that time, TCE concentrations have remained generally similar in P-40, with an increase in P-41 in October 2022 to a concentration similar to historical levels observed as late as May 2021. Cis-1,2-DCE and trans-1,2-DCE concentrations have been below the laboratory RL (with some detections between the RL and MDL) since sampling began in these wells. Concentrations of 1,1-DCE in P-40 and P-41 have been below or detected slightly above the laboratory RL since December 2012 and December 2011, respectively.
- At P-52, concentrations of TCE have remained consistent since sampling began in November 2018. Cis-1,2-DCE and trans-1,2-DCE concentrations have been below the laboratory RL, and 1,1-DCE concentrations have been below or detected slightly above the RL since sampling began in November 2018 (with some detected concentrations between the MDL and RL).
- Concentrations of TCE have remained generally consistent in P-54 since sampling began in November 2018. Trans-1,2-DCE and 1,1-DCE concentrations have been consistently below the laboratory RL. Cis-1,2-DCE concentrations have historically been below or detected slightly above the RL (with some detected concentrations between the MDL and RL), but recent sampling events have identified concentrations to be slightly increasing.
- TCE concentrations at P-55 decreased following the first two sampling events in 2018 and 2019 and have remained generally stable and slightly above the laboratory RL since 2019. Concentrations of cis-1,2-DCE have been consistently detected at or slightly above the laboratory RL. 1,1-DCE and trans-1,2-DCE concentrations have been consistently below the laboratory RL.

- In P-56, TCE concentrations have been slightly increasing since sampling began in November 2020. 1,1-DCE, cis-1,2-DCE and trans-1,2-DCE concentrations have been consistently below the laboratory RL.
- Trend plots for P-57 through P-60 are provided in Appendix B; however, trends are difficult to discern from only four data points. Trends will continue to be evaluated as additional data become available.

3.2.2.2 North Area Surface Water

No surface water samples were collected during this reporting period. Historical surface water sample locations are shown on Figures 3 and 13, and analytical results are presented in Appendix A, Table A-3. Table 5 is included as a placeholder for consistency with past reports.

3.2.2.3 Big Canyon Arroyo Area Groundwater

During the October 2022 sampling event, eight wells (P-12B, P-16, and P-46 through P-51) were sampled in the BCA Area (Figure 4). The VOC analytical results are generally similar to historical data. VOCs detected above the laboratory RL include: TCE; cis-1,2-DCE; trans-1,2-DCE; 1,1-DCE; 1,1-DCA; and vinyl chloride. 1,4-dioxane was also detected above the laboratory RL. Analytical results for VOCs and 1,4-dioxane are presented in Table 4. Results for the semi-annual sampling event in October and December 2022 are summarized as follows:

COCs in BCA Area Groundwater					
COC	**Number of Wells with Detections Above the RL**	**Range of Detected Values (µg/L)**			**Well with Maximum Detected Value**
PCE	0	Not detected at or above the laboratory RL			
TCE	3	1.2 J	to	190	P-16
cis-1,2-DCE	4	9.9 J	to	83	P-16
trans-1,2-DCE	3	2.8	to	27	P-46
Vinyl Chloride	3	0.44 J	to	37	P-12B
1,1-DCE	3	1.2 J	to	28	P-16
1,1-DCA	3	2.8	to	9.6	P-16
1,2-DCA	0	Not detected at or above the laboratory RL			
1,1,1-TCA	0	Not detected at or above the laboratory RL			
1,4-dioxane	5	6.6	to	41	P-12B

Abbreviations

µg/L = micrograms per liter
J = an estimated quantity

Figure 9 presents analytical results for selected VOCs in the BCA Area. Figures 10 through 12 present inferred plume maps for TCE, cis-1,2-DCE, and vinyl chloride, respectively.

A review of the plots (included in Appendix B, Figures B-11 through B-18) indicates the following:

- Concentrations of VOCs in P-12B generally decreased from the time monitoring of this well began in 1998 through about 2016 and have remained relatively low and stable since then. TCE concentrations peaked in 1999, then decreased. TCE was not detected at or above the RL during the October 2022 sampling event; however, the RL was higher than historical detections prior to 2012. Concentrations of cis-1,2-DCE and trans-1,2-DCE have fluctuated but remained generally stable since 2009. Concentrations of 1,1-DCE have been below the laboratory RL since 2004 (with some detected concentrations between the MDL and RL).
- The trend plot for P-16 shows a period of overall increasing concentrations for TCE after monitoring of this well began in 1995 through about 2012, followed by fluctuating, but generally stable TCE concentrations in subsequent years. Concentrations of trans-1,2-DCE in P-16 were relatively stable from 2014 through early 2019, showed higher values in later 2019 and early 2020, then stabilized in the five most recent sampling events. Concentrations of cis-1,2-DCE have been relatively stable in P-16 since 2012, with some fluctuations. Trends for 1,1-DCE in P-16 show an increase after the start of monitoring but a general decrease since about 2012.
- The trend plot for P-46 shows a period of overall increasing TCE concentrations after monitoring of this well began in 2005 through about 2014, followed by generally decreasing TCE concentrations in subsequent years. Concentrations of trans-1,2-DCE have generally increased over time. Concentrations of cis-1,2-DCE generally decreased from about 2008 to about 2014 and have remained generally similar since then. Trends for 1,1-DCE show an increase after the start of monitoring until about 2013, a general decrease between about 2013 and 2016, and stable concentrations since then.
- Concentrations of TCE in monitoring well P-47 have historically been below or slightly above laboratory RLs since monitoring began in August 2014, with only two detections above the laboratory RL. Concentrations of cis-1,2-DCE, trans-1,2-DCE, and 1,1-DCE have historically been below the laboratory RL.
- TCE concentrations in deep well P-48 have been below the laboratory RL (with some detected concentrations between the MDL and RL) since sampling began. Concentrations of cis-1,2-DCE have been generally stable in this well since sampling began. Trans-1,2-DCE and 1,1-DCE concentrations have been below the laboratory RL (with some detected concentrations between the MDL and RL).
- At P-49, TCE, cis-1,2-DCE, trans-1,2-DCE, and 1,1-DCE concentrations have been generally stable over time.

- TCE concentrations in P-51 have historically been below or detected slightly above laboratory RLs and generally decreasing since monitoring began in 2014. Cis-1,2-DCE, trans-1,2-DCE, and 1,1-DCE concentrations have been below their laboratory RLs since sampling began (with some detected concentrations between the MDL and RL).

3.2.3 Surface Water Analytical Results

No surface water sampling was performed during the current reporting period; however, Table 5 is included as a placeholder for consistency with past reports. Historical results are presented in Appendix A, Table A-3.

4.0 METHODS AND RESULTS OF SOIL GAS ASSESSMENT AND MONITORING

Additional assessment of the lateral and vertical extent of COCs in soil gas was conducted for data gap investigation, and previously installed soil gas probes were sampled as part of the ongoing soil gas monitoring program. Activities conducted for soil gas assessment and monitoring are described together in this section.

4.1 SOIL GAS MONITORING METHODOLOGY

Prior to the installation and sampling of the borings located on private property, WSP facilitated the execution of required access agreements between representative Homeowners Associations and Ford. For borings located on public property, WSP obtained a well construction permit from the Orange County Health Care Agency (OCHCA) and an encroachment permit from the City of Newport Beach Public Works Department for locations in Right-of-Way. WSP also notified residents and business owners in the vicinity of the soil gas investigation with Community Fact Sheets and Notices of Work. The Water Board and other applicable local agencies were notified seven days prior to the start of field activities.

4.1.1 Soil Gas Probe Installation

Based on the assessment and monitoring activities conducted in the North Area prior to the reporting period, the refinement of the distribution of TCE and PCE in soil gas in Parcel 1 was identified as a data gap. To address this data gap, an additional soil gas assessment was proposed at Parcel 1 in the July 15, 2022 *Summary of Results and Addendum to the Proposed Additional Assessment Activities - North Area* (Wood, 2022i). This memorandum proposed the installation of two dual-nested soil gas sampling locations (SG-190 and SG-191) west of SG-178 and SG-152 to delineate soil gas to very low or non-detectable levels.

Additionally, the Water Board requested the installation of soil gas sampling locations to evaluate the effectiveness of the SVE system in Parcel 11. WSP proposed the installation of seven dual-nested soil gas sampling locations (SG-183 through SG-189) in the June 6, 2022 Parcel 11 RDIP Addendum (Wood, 2022g).

The dual-nested sampling probes in Parcels 1 and 11 were installed with inlets at approximately 5 and 15 feet bgs. Actual depth of the deeper probes was adjusted to between 12.5 feet bgs to 15 feet bgs due to presence of statured soil.

All soil gas sampling locations were installed in accordance with the Work Plan Addendum and Advisory.

At least 48 hours before any subsurface work, WSP marked and called Underground Service Alert and subcontracted with a private utility locator to clear the location for underground utilities.

At each location, a boring was advanced to approximately 4.5 feet bgs using a 6-inch-diameter hand auger. A 3.25-inch-diameter hand auger was then used to advance from 4.5 to 5 feet bgs. The boring was then advanced to a target total depth of 15.5 feet bgs using a 3.25 diameter hand auger or 2.25-inch diameter dual-tube sampling system advanced using a direct-push drill rig operated by InterPhase Environmental, Inc. of Los Angeles, California. All downhole equipment was decontaminated by washing with laboratory-grade detergent and triple rinsing with potable water.

Soil cores from each boring were described by a WSP field geologist under the supervision of a WSP California-licensed Professional Geologist, using the visual-manual procedures of the Standard D2488, which is based on the Unified Soil Classification System. The recovered soils were screened for the presence of VOCs using a PID. The PID readings were recorded on the soil boring log. Copies of the soil boring logs are included in Appendix D.

The SG probes (with the exception of SG-190 and SG-191) were installed with inlets at approximately 5 and 15 feet bgs (see Table 6 for SG probe construction information). Once the total depth was reached at each boring location, new, disposable 0.25-inch-outside-diameter Teflon™ tubing, fitted with a 3-inch-long stainless-steel filter at the bottom, was placed approximately 0.5 feet above the bottom of the boring. Approximately 12 inches of #2/12 filter pack sand was placed in the bottom of the boring, with the midpoint of the filter placed

midway through the filter pack sand. The tubing was inserted inside a length of 1-inch-diameter polyvinyl chloride (PVC) pipe so that the tubing and filter were secured in the sand during the construction of the soil gas probe. The PVC pipe was removed once the tubing and filter were emplaced.

After the filter pack was installed, approximately 6 inches of dry granular bentonite was placed above it (a deviation from the Work Plan Addendum, as summarized in the *1Q 2019 Vapor Intrusion Assessment Progress Report* [Wood, 2019b]). The boring was then sealed to approximately 6 inches below the bottom of the shallower inlet with neat cement grout (for dual-nested probes). The shallower filter pack sand, filter probe, and tubing were then installed using the same methodology as the deeper probe. Approximately 6 inches of dry granular bentonite was placed above the filter pack sand. Neat cement grout was then placed from the top of hydrated granular bentonite to approximately 1-foot bgs.

The borings for SG-190 and SG-191 were advanced to a total depth of 14.0 and 15.5 feet bgs, respectively. Dry granular bentonite was placed from total depth to 13 feet bgs, and the deeper probes were installed at 12.5 feet bgs with the shallower probes placed at approximately 5 feet bgs, as described above. Each SG sampling location was then completed at the ground surface by installing a 6-inch-diameter traffic-rated well box. The tubing was cut at the surface, with the length depending on the depth of the probe (e.g., the tubing from the deep probe was the longest, and the tubing from the shallow probe was the shortest). A tag indicating the probe depth was added at a later date. A two-way Luer lock valve, or cap, was fitted to the upper end of the tubing at the ground surface and remained closed until purging and sampling were performed.

Table 6 presents the probe construction information, and Appendix D contains boring logs and probe construction diagrams for SG probes.

4.1.2 Soil Gas Probe Sampling

As the installation progressed, SG probes installed during the current reporting period were sampled on September 1 and 2, and December 21, 2022. A Site-wide SG sampling event was conducted during this reporting period from August 8 to October 18, 2022. Probes SG-173 and SG-174 were resampled on December 21, 2022 to confirm the earlier results from the Site-wide sampling event. The samples were collected and analyzed in accordance with the Work

Plan Addendum by on-site mobile laboratories provided and operated by H&P under WSP's oversight. The samples were analyzed for VOCs using U.S. EPA Method 8260B. A total of 256 samples were collected from 120 sampling locations and analyzed by H&P during this reporting period.

H&P performed a shut-in and leak test on each probe before samples were collected to ensure the proper setup of the aboveground SG probe sampling system. A shut-in test was conducted by first assembling the aboveground valves, lines, and fittings (collectively referred to as the sample train) downstream from the most upstream valve, which remained in the closed position for the duration of the shut-in test. The sample train was then evacuated to a minimum measured vacuum of approximately 5 to 10 inches of mercury (in Hg) using an airtight syringe or purge pump. A calibrated vacuum gauge with a vapor pressure sensitivity of at least 0.5 inches of water was observed for at least 1 minute for loss of vacuum. If loss was observed, the fittings were adjusted until the vacuum loss was no longer observable, and the shut-in test was repeated until an unacceptable vacuum loss was not observed during the 1-minute testing period.

In addition to the shut-in test, a leak test was conducted to prevent sample dilution with ambient air. At each SG sampling location, a tracer compound was placed near the sample train connection and near the surface where ambient air could enter the sampling system. H&P used 1,1-difluoroethane (DFA) and 1,1,1,2-tetrafluoroethane as leak-check detectors. 1,1,1,2-tetrafluoroethane (TFA) was only used if DFA was detected in the sample and secondary rerun sample results.

Each SG probe was then purged to remove stagnant air from the sampling system and to ensure that the collected samples were representative of subsurface conditions. Three purge volumes were removed before a sample was collected; one purge volume comprised the internal volume of the tubing and the void space of the sand pack around the probe tip and the dry bentonite in the annular space.

Each SG probe was purged and sampled at a flow rate between 100 milliliters per minute (mL/min) and 200 mL/min. The flow rate was measured with a digital rotameter. A vacuum gauge was placed between the SG sample tubing and a vacuum pump or syringe during

purging and sampling, and the vacuum was maintained at less than 100 inches of water to limit stripping, prevent ambient air dilution, and reduce purging rate variability.

Following purging, each sample was collected by the mobile laboratory chemist by connecting an airtight glass syringe with a Teflon seal to the valve at the end of the probe tubing. The syringe was kept in a cool, dark location prior to analysis to prevent photo-degradation following sampling. When applicable, a replicate sample was collected directly after the collection of the primary sample in a second glass syringe. Each sample was injected into the gas chromatograph-mass spectrometer instrument within 10 minutes of collection.

The total purge volume and purge times were recorded on the field forms. Copies of the field forms from soil gas sampling conducted during the current reporting period are provided in Appendix E.

Soil gas probes dedicated to the SVE monitoring network (SG-CT-01, SG-CT-02, SG-CT-03, SG-10-01, SG-10-02, SG-10-03A, SG-10-03B, SG-10-04, SG-10-05, SG-16-01, SG-16-02, and SG-16-03) were sampled by H&P during this reporting period but were not used to evaluate vapor intrusion.

4.1.3 Soil Gas Probe Destruction

No soil gas probes were destroyed during the current reporting period.

4.2 Soil Gas Evaluation Criteria

Isoconcentration contours were developed for TCE and PCE based on the probes installed between approximately 8 and 16 feet bgs at each SG sampling location during sampling events conducted from July to December 2022. Consistent with Figure 14, indoor air sampling was proposed for buildings within the 240 µg/m^3 TCE and 230 µg/m^3 PCE isoconcentration contours for residential properties. Commercial properties within the 3,000 µg/m^3 TCE isoconcentration contour had previously been identified for indoor air sampling; soil gas samples were not collected in the vicinity of commercial properties in this reporting period. In accordance with Figures 3 and 4 of the Indoor Air Work Plan, these values were considered to trigger levels for indoor air sampling.

As described in Section 1.3.2, parcel-specific screening levels for soil gas have been developed as part of implementing the revised indoor air monitoring plans for the Site. The parcel-specific

screening levels were based on an attenuation factor of 0.001 for Parcel 10 and an attenuation factor of 0.0005 for other parcels, consistent with the attenuation factors used in the HHRAs. As of the end of this reporting period, only the *Revised Indoor Air Monitoring Plan for Perimeter Soil Gas Properties* (Wood, 2021d) was approved by the Water Board. For Parcel 10, screening levels are 460 µg/m^3 for PCE and 480 µg/m^3 for TCE. For Parcels 1, 11, and 16, screening levels are 920 µg/m^3 for PCE and 960 µg/m^3 for TCE. For the purposes of this report, the investigation screening levels of 230 and 240 µg/m^3 for PCE and TCE, respectively, have been used. For other reports submitted for the Site for other purposes, the screening levels from the revised indoor air monitoring plans (Wood, 2021d, 2021f, and 2022f) or other reports (e.g., parcel-specific Feasibility Study) may be used as relevant.

4.3 SOIL GAS ANALYTICAL RESULTS

Analytical results for soil gas samples collected during the reporting period in the North and BCA Areas are summarized in Table 8. Historical soil gas results, including those collected during the current reporting period, are presented in Appendix A Table A-4. Trend plots of TCE and PCE concentrations over time for SG sampling locations with four or more sampling events are provided in Appendix H (Figures B-1 through B-135). Analytical results for historical sampling events conducted in 2006, 2008, and 2012 are summarized in the CSM.

For the evaluation of soil gas (excluding dedicated SVE monitoring network sampling locations), a total of 226 SG probes were sampled from 122 SG sampling locations during the reporting period (the sampling was conducted on August 8 through 12, 16, 22, 24, 30 through September 2, 19, 24, and 26 through 30, 2022, October 6, 7, 10, 12, 13, 17, and 18, 2022, and December 21, 2022).

Only PCE, TCE, and vinyl chloride were detected in soil gas at concentrations exceeding evaluation criteria during this reporting period. As previously described, TCE and PCE were used to develop the isoconcentration maps that delineate the indoor air study area.

5.0 METHODS AND RESULTS OF VAPOR INTRUSION ASSESSMENT AND MONITORING

The vapor intrusion assessment program included collecting indoor air, ambient air, crawl space air, sub-slab soil gas, and PSG samples during the current reporting period.

Investigation activities associated with indoor air assessments were conducted in accordance with all federal, state, and local public health directives and guidelines related to the Coronavirus Disease-2019 (COVID-19). These measures were implemented to minimize risk to the extent possible to both workers and the communities they work in and to continue the critical work of protecting human health and the environment.

5.1 VAPOR INTRUSION ASSESSMENT AND MONITORING METHODOLOGY

5.1.1 Pre-sampling Activities

Prior to sampling, the following activities were conducted:

- Trained all field personnel (WSP and subcontractors) on the risks of COVID-19 and on the ways to minimize transmission at work and at home;
- WSP personnel, subcontracted personnel, tenants, and residents at the job site self-certified they had not been in contact with any person known to be or suspected to be suffering from COVID-19 in the previous 14 days;
- WSP personnel, subcontracted personnel, tenants, and residents at the job site self-certified they had not exhibited any fever or respiratory symptoms in the previous 14 days;
- Scheduled indoor air sampling (tenants and residents were requested to avoid using chemicals or storing dry cleaned items in the building 36 hours prior to sampling, if possible); and
- Checked the sample canisters to ensure canister integrity and appropriate vacuum levels if canisters were needed for sampling. Canisters with a starting vacuum of less than -28.5 in Hg were not used.

5.1.2 Building Survey

A building survey was completed for each sampling event at each property immediately prior to deploying the sample canisters. The building survey documented building construction, presence of potential preferential pathways, and indoor chemical use and was used to help select the number and locations of samples within each building. Copies of the building surveys conducted during the reporting period for residential indoor air sampling are provided in Appendix E. For confidentiality, any property owner or tenant personal information has been redacted from the Building Survey Forms.

5.1.3 Indoor Air Sampling

The indoor and outdoor air samples were collected into individually certified 6-liter SUMMA canisters equipped with flow controllers that allow the air to enter the SUMMA at a constant rate. Each residential sample was collected over a 24-hour period to represent typical resident exposure.

Indoor air samples were collected within the breathing zone in the most frequently occupied spaces. The breathing zone was considered to be approximately 3 to 5 feet above the floor in rooms used by adults and approximately 2 to 3 feet above the floor in rooms primarily used by children. At a minimum, at each property, a sample was collected in a bathroom, the kitchen or living room, and on each floor of multi-story buildings. Where indoor air samples were designated to be collected in duplicate, the primary and duplicate samples were collected simultaneously into two canisters using laboratory-provided, stainless-steel flow splitters.

Additionally, at least three outdoor air samples were collected during each day of sampling. If less than three properties were sampled in a day, an outdoor air sample was collected at each property. The outdoor air samples were collected in the vicinity of the area(s) sampled, generally upwind.

Once each canister was placed in its designated location, a shut-in test was performed on each SUMMA canister and flow controller pair by removing the Swagelok nut cap and attaching the designated laboratory-supplied flow controller to the canister, and a laboratory provided gauge to the flow controller. The valve on the canister was opened briefly, creating a vacuum within the flow controller. The vacuum was monitored for several minutes to confirm the vacuum was stable. If the vacuum was not stable, the fittings were adjusted, and the shut-in test was repeated. If an unstable vacuum was observed during the second attempt, the flow controller was replaced, and the shut-in test was repeated.

The initial pressure and start time were recorded on the Air Sampling Log (included in Appendix E).

At the completion of sampling (i.e., after 24 hours), the valve on each canister was closed. The final pressure and sample end time were recorded. Final canister pressures were typically between -2 and -7 in Hg. The flow controller was then removed, and the Swagelok nut cap was

replaced on the canister. Each SUMMA canister was labeled, stored in a cardboard box, and transported to Eurofins under WSP chain-of-custody procedures.

A description of the canister location, serial numbers of the canister and flow controller, and any conditions that could potentially affect the sample were also recorded on the Air Sampling Log (see Appendix E). Field staff documented if the heating, ventilation, and air conditioning system was running and if any building doors and/or windows were open during sampling.

5.1.4 Material Headspace Sampling

No material headspace sampling activities were conducted during the reporting period.

5.1.5 Crawl Space Sampling

Crawl spaces were identified in Parcel 22. An email from Jessica Law of the Water Board to Mike Barnes of Wood on April 12, 2019, recommended collection of crawl space air samples, where present and accessible, in addition to the planned sub-slab soil gas sampling in another portion of the buildings. Homes evaluated for indoor air sampling in Parcel 22 are multi-story structures located on a steep slope. Each home includes living spaces and bedrooms constructed over a crawl space on the lower floor, additional bedrooms on a floor above, and an attached street-level garage and bedroom(s) constructed on a slab. Additionally, each home has a deck extending about 20 feet into the back yard. The crawl space under the lower level of the home is accessible by a small access vent under the deck.

Each crawl space air sample was collected into an individually certified 6-liter SUMMA canister equipped with a 24-hour flow controller. The SUMMA was connected to a sample train to collect a sample from the approximate middle of the crawl space without field personnel entering the crawl space.

WSP field personnel assembled the sample train using new, disposable, 0.25-inch-outside-diameter Teflon tubing, Luer lock (or similar) fittings, one in-line, 3-way valve attached to a purging syringe, and one 3-way valve attached to the inlet end of the sample tubing. The tubing was attached to a 10-foot-long wooden dowel with zip ties and was connected to the flow controller and SUMMA canister. A shut-in test was conducted as described in Section 4.1.2. The in-line 3-way valve and inlet 3-way valves were moved to the closed position following assembly to allow for placement while minimizing ambient air intrusion.

Following assembly, WSP field personnel accessed the crawl space vent under the deck following confined space health and safety protocols, removed the inlet 3-way valve, and inserted the wooden dowel–supported sampling tubing through the access vent, placing the inlet approximately 10 feet into the crawl space. The wooden dowel was attached to a stand to keep the tubing approximately 2 inches above the ground. Once the end of the tubing was in place, the in-line, 3-way valve was opened to purge the sample tubing of stagnant air using a disposable syringe. Following purging, the in-line, 3-way valve was opened to the sample train, and the canister valve was opened. The initial pressure and start time were recorded on the Air Sampling Log (included in Appendix E). Due to the low height of the deck, the sample canister was placed on its side during sampling. At the completion of sampling (i.e., after approximately 24 hours), the canister valve was closed, the sampling tubing was removed, and the canister was prepared for shipment to the laboratory as described in Section 5.1.3.

5.1.6 Sub-Slab Sampling

A total of two semi-permanent sub-slab soil gas sampling probes were installed during the reporting period. One sub-slab sampling probe was removed during the reporting period. A total of 19 sub-slab probes were sampled following the collection of indoor air samples.

The sub-slab probes were installed at each home through the building's foundation in the garage unless the homeowner elected to have PSG probes installed instead, as described in Section 5.1.7. The sub-slab soil gas probe location was cleared for utilities, rebar, and drilled by Structural Observation Group, Inc. of Huntington Beach, California. The top 1.5 to 1.75 inches of the concrete slab was cored using a hand drill with a 1.5-inch-diameter drill bit, then the remainder of the slab and up to 6 inches into the sub-slab material (a deviation from the Work Plan Addendum as summarized in the *1Q 2019 Vapor Intrusion Assessment Progress Report* [Wood, 2019b]) was drilled with a 5/8-inch drill bit. The cuttings were removed from around the hole using a brush and dustpan and a small industrial vacuum. The vacuum was not used in or over the hole. WSP field personnel then installed an assembled Vapor Pin™ in the hole using a Vapor Pin installation/extraction tool and a dead blow hammer. A protective cap was placed on the Vapor Pin to prevent vapor loss before sampling. The sub-slab soil gas probe was allowed to equilibrate for a minimum of 2 hours prior to sample collection in accordance with the Advisory (DTSC, 2015).

At the property where the probe was removed, the Vapor Pin was pulled out, and the hole was filled with epoxy colored to match the surface of the garage floor.

Following the equilibration period for the newly installed probe, or shortly after the completion of indoor air sampling for previously installed probes, the Vapor Pin's protective cap was removed, and a length of 0.25-inch-outside-diameter Teflon tubing and a sampling manifold that included a flow controller and SUMMA canister were connected to the Vapor Pin. The manifold was an individually certified stainless steel sampling manifold provided by Eurofins. The manifold included a flow controller set at a flow rate of approximately 167 mL/min and a vacuum gauge to monitor the vacuum generated during the shut-in test and purging.

After removing the Swagelok nut cap, an individually certified 1-liter SUMMA canister was fitted to the manifold. The purge line, which included a digital rotameter, in-line helium detector, and a purge pump, was then connected downstream of the manifold. If a duplicate sample was to be collected, two 1-liter SUMMA canisters were fitted to the manifold using a laboratory-provided, stainless-steel flow splitter to allow for the simultaneous collection of primary and duplicate samples into two canisters.

Following assembly of the equipment, a shut-in test was performed as described in Section 4.1.2. In addition to the shut-in test, a leak test was conducted. A flexible bag shroud was installed over the Vapor Pin and sampling train and filled with approximately 30% helium. The helium concentration within the shroud, which was monitored using a field helium detector, was maintained during purging and sampling. Leak testing was conducted concurrently with purging.

As measured with a digital rotameter, the probes were then purged of three purge volumes at a flow rate between 100 mL/min and 200 mL/min. The purge volume was calculated in the field based on the volume of the void space in the Vapor Pin and sample train, plus an estimate of the void space beneath the Vapor Pin to the bottom of the cored hole. Sub-slab gas was purged using a disposable plastic syringe to minimize the potential for stripping and to prevent ambient air intrusion. The gas pulled into the syringe was discharged into a Tedlar® bag and released into the atmosphere outside the building. An in-line field helium detector was used to measure the concentration of helium in the purged gas. Helium detections in the purge gas could indicate a leak. Detections of helium greater than 5% of the concentration in

the shroud would require additional attention and possibly replacement of the Vapor Pin. No in-line helium levels indicated the need to replace the Vapor Pin during this reporting period.

Following purging, a sub-slab soil gas sample was collected. The manifold was first closed in the direction of the purge line, then the SUMMA canister valve was opened, and the pressure was monitored. The helium in the shroud was maintained at approximately 30% during sample collection. When there was approximately 3 to 5 in Hg of vacuum remaining, the SUMMA canister valve was closed. The shroud, manifold, and flow controller were removed, and the Swagelok nut cap was replaced on the canister. The protective cap and a flush-mount cover for the Vapor Pin were then replaced on the sub-slab probe to protect it until further sampling events. Following sampling, each SUMMA canister was labeled, stored in a cardboard box, and transported to Eurofins under WSP chain-of-custody procedures.

The total purge volume, purge start and end times, measured downhole and canister vacuums, and helium concentrations were recorded on field forms included in Appendix E.

5.1.7 Perimeter Soil Gas Probe Installation

If a property owner did not allow the installation of a semi-permanent sub-slab soil gas probe(s), nested PSG probes were installed adjacent to the building. The placement of the PSG probes was determined by feasibility and accessibility; consideration was given to landscaping and irrigation when determining the locations.

For Parcels 1, 10, 11, and 16, no sub-slab probes were installed due to the construction of the homes' foundations and at the request of the homeowner's association. Instead, nested PSG probes were installed around a group of homes constructed on a common foundation. Up to eight PSG probes may represent a given cluster of homes, and the locations of the probes were based on access constraints and to limit impacts to the surrounding landscaping.

During the current reporting period, no new PSG sampling locations were installed.

The locations of the existing PSG probes are shown on Figures 14A, 14B, 14C, and 14F. In general, probes were installed at two depths: one probe at 5 feet bgs and a second probe between 11 and 15 feet bgs.

See Table 7 for PSG probe construction details; the depth is notated in the Sample ID as a "-5" or "-15," for example, after the direction abbreviation. For discussion purposes, the depth of the top of the filter is considered the sampling depth.

5.1.8 Perimeter Soil Gas Probe Sampling

Per the *Perimeter Soil Gas Semiannual Sampling Memorandum* dated October 8, 2019 (Wood, 2019c), the PSG probes in Parcel 1, 10, 11, and 16 were sampled and analyzed during the August through October 2022 Site-wide sampling event (conducted between August 15 and October 6, 2022 and on December 21, 2022) by H&P using on-site mobile laboratories under WSP oversight, as described in Section 4.1.2.

During the current reporting period, one PSG probe set at private property in Parcel 13 (13.128) was sampled concurrently with the indoor air sampling by WSP. Those PSG probes were tested for leaks and purged as described in Section 4.1.2 and sampled as described in Section 5.1.6 using a 1-liter SUMMA canister. The total purge volume and purge start and end times for each probe were recorded on the field forms. Copies of the field forms from PSG sampling conducted during the reporting period are provided in Appendix E.

5.1.9 Perimeter Soil Gas Probe Destruction

No PSG probes were destroyed during the current reporting period.

5.1.10 Supplemental Indoor Air Investigation

No supplemental indoor air investigations were conducted during the current reporting period.

5.1.11 Sewer Gas Investigation

No sewer gas investigation activities were performed during the current reporting period.

Results for sewer gas sampling locations are shown on Figures 15, and 15A through 15C. Historical results are presented in Appendix A, Table A-8.

5.1.12 Continuous Indoor Air Monitoring and Discrete Sampling

No continuous indoor air monitoring or discrete sampling was conducted during the current reporting period.

5.1.13 Soil Sampling

No soil samples were collected during the current reporting period. Historical analytical results of the soil sampling are presented in Appendix A, Table A-11. Table 16 is included as a placeholder in this Report for consistency with past reports.

5.2 VAPOR INTRUSION ASSESSMENT EVALUATION CRITERIA

5.2.1 Indoor Air Evaluation Criteria

In accordance with the Indoor Air Work Plan, data evaluation includes a comparison of the indoor air results to the outdoor air, crawl space air, sub-slab soil gas, perimeter soil gas, and applicable screening levels. The screening levels included commercial and residential indoor air screening levels, as applicable, as well as the Accelerated and Urgent Response Action Levels (RALs) (DTSC, 2014) for TCE as shown on Figures 3 and 4 of the Indoor Air Work Plan.

On October 23, 2018, the Water Board approved Wood's 2018 *Indoor Air Confirmation Sampling Approach Memorandum* (Approach Memorandum; Wood, 2018c). The Approach Memorandum modified the screening criteria for 1,2-DCA in indoor air. 1,2-DCA was detected in only two soil vapor samples and was not detected in any sub-slab samples collected prior to October 5, 2018; however, it was detected frequently in indoor air samples at relatively consistent concentrations. Since it was not detected in sub-surface samples, the frequent detections of 1,2-DCA in indoor air are likely associated with indoor air sources and not vapor intrusion. Several potential indoor air sources of 1,2-DCA have been reported in the published literature, including tobacco smoke, Styrofoam, plastics (i.e., PVC), nylon, rubber, lubricants, and dyes. Historical uses include degreasers, pesticides, adhesives (e.g., wallpaper glue and carpeting), paint, and varnish removers. Government agencies have reported that PVC resin molded plastics are common sources of 1,2-DCA. According to the Approach Memorandum, in cases where 1,2-DCA is detected in indoor air above its long-term screening level but not detected in sub-slab or perimeter soil gas samples, 1,2-DCA will be attributed to indoor air sources and will be resampled on a seasonal basis (6 months) rather than within 30 days.

Additionally, the Water Board approved an additional rule on January 3, 2022 that was implemented starting on January 1, 2022. If 1,2-DCA is detected in the associated sub-slab or perimeter soil gas samples, the average concentrations in indoor air of 1,2-DCA and TCE are compared to their respective average detected soil gas concentrations to calculate property-

specific 1,2-DCA and TCE attenuation factors. Then, the ratio of the 1,2-DCA attenuation factor to the TCE attenuation factor is calculated. If the ratio is greater than 100, the presence of 1,2-DCA in indoor air is unlikely to be from vapor intrusion. If this criterion is met, then indoor air concentrations of 1,2-DCA are not compared to its long-term screening level. In addition, if no associated sub-slab or perimeter soil gas samples were collected from a location (or were rejected), potential vapor intrusion could not be evaluated, and indoor air results of 1,2-DCA are not compared to its residential environmental screening levels.

According to the email from the Water Board dated March 6, 2019, indoor air samples can be correlated to common PSG samples if they are collected during the same season (determined as no significant change in rainfall and temperature). PSG results from Parcels 1, 10, 11, and 16 are presented with their correlated indoor air results in Table 10 and Appendix A Table A-6.

5.2.2 Sewer Gas Evaluation Criteria

Results from the samples collected during previous reporting periods were compared to sub-slab soil gas screening levels in accordance with the *Sewers and Utility Tunnels As Preferential Pathways for Volatile Organic Compound Migration into Buildings: Risk Factors and Investigation Protocol* (McHugh and Beckly, 2018), which indicates that sub-slab soil gas screening values are conservative and protective for evaluation of sewer gas testing results. Residential sewer gas screening levels were derived from DTSC screening levels for residential air (DTSC, 2019a) or U.S. EPA regional screening levels (U.S. EPA, 2019) if DTSC screening levels were not available. The sub-slab soil gas screening levels were calculated by dividing the residential air screening levels by a default sub-slab attenuation factor of 0.03 (DTSC, 2019b).

5.3 Vapor Intrusion Assessment and Monitoring Analytical Results

Indoor air sampling was conducted at a total of 54 residential properties during the current reporting period; no commercial buildings were sampled.

1,2-DCA, PCE, TCE, and vinyl chloride were detected at concentrations that exceeded residential screening criteria in indoor air samples collected during this reporting period. Concentrations of COCs detected in residential indoor air samples are presented in Table 10 and Appendix A Table A-6; historical concentrations of COCs detected in commercial air samples are presented in Appendix A Table A-7 (a placeholder Table 11 is included for consistency with past report). No supplemental indoor air investigation activities were

conducted during the current reporting period (a placeholder Table 13 is included for consistency with past reports), but historical data are included in Appendix A Table A-9.

The current reporting period's residential and commercial indoor air investigation results are summarized in the table below. The summary table shows the number of buildings without detections and the number of buildings with detections above and below screening criteria for each COC during the current reporting period as well as during the indoor air investigation from its beginning on May 21, 2018, to the end of this reporting period (December 31, 2022). According to the Approach Memorandum, vapor intrusion is not considered a source of 1,2-DCA in indoor air if 1,2-DCA is not detected in the associated subsurface sample(s).

Property Type	Constituents of Concern	Screening Criteria µg/m³	Number of Buildings	
			2S period of 2022	2Q 2018 through 2S period of 2022
Commercial	TCE	*Not detected*	0	1
		Detected up to 2.9	0	2
Commercial	TCE	*Detected between 3.0[1] & 7.9*	0	0
		Detected between 8 [2] & 23	0	0
		Detected over 24 [3]	0	0
	PCE	*Not detected*	0	2
		Detected up to 1.9	0	1
		Detected over 2.0[1]	0	0
	1,2-DCA[7]	*Not detected*	0	0
		Detected up to 0.46	0	3
		Detected over 0.47 [1]	0	0
Residential	TCE	*Not detected*	18	199
		Detected up to 0.47	17	85
		Detected between 0.48 [4] & 1.9	13	45
		Detected between 2 [5] & 5.9	4	16
		Detected over 6 [6]	0	5
	PCE	*Not detected*	28	122
		Detected up to 0.45	11	130
		Detected over 0.46 [6]	13	98
	1,2-DCA[7]	*Not detected*	8	30
		Detected up to 0.10	1	5
		Detected over 0.11 [6]	43	315
	1,1-DCE	*Not detected*	50	340
		Detected up to 72	2	10
		Detected over 73 [6]	0	0
	1,1-DCA	*Not detected*	51	330
		Detected up to 1.7	1	20
		Detected over 1.8 [6]	0	0

Property Type	Constituents of Concern	Screening Criteria µg/m³	Number of Buildings	
			2S period of 2022	2Q 2018 through 2S period of 2022
Residential (con't)	cis-1,2-DCE	*Not detected*	51	338
		Detected up to 8.2	1	12
		Detected over 8.3[6]	0	0
	trans-1,2-DCE	*Not detected*	49	329
		Detected up to 82	3	20
		Detected over 83 [6]	0	1
	1,1,1-TCA	*Not detected*	50	287
		Detected up to 999	2	63
		Detected over 1,000 [6]	0	0
	Vinyl chloride	*Not detected*	51	342
		Detected up to 0.0094	0	0
		Detected over 0.0095 [6]	1	8

Notes

1. Indoor Air Commercial Screening Level (Long-term); U.S. EPA 2017 Regional Screening Level and 2016 San Francisco Water Quality Control Board Environmental Screening Levels.
2. TCE Indoor Air Commercial Accelerated Response Action Level (Short-term); DTSC 2014 Human Health Risk Assessment Note 5: Health-based Indoor Air Screening Criteria for TCE.
3. TCE Indoor Air Commercial Urgent Response Action Level (Short-term); DTSC 2014 Human Health Risk Assessment Note 5: Health-based Indoor Air Screening Criteria for TCE.
4. Indoor Air Residential Screening Level (Long-term); U.S. EPA 2017 Regional Screening Level and 2016 San Francisco Water Quality Control Board Environmental Screening Levels.
5. TCE Indoor Air Residential Accelerated Response Action Level (Short-term); DTSC 2014 Human Health Risk Assessment Note 5: Health-based Indoor Air Screening Criteria for TCE.
6. TCE Indoor Air Residential Urgent Response Action Level (Short-term); DTSC 2014 Human Health Risk Assessment Note 5: Health-based Indoor Air Screening Criteria for TCE.
7. Vapor intrusion is not considered a source of 1,2-DCA in indoor air if 1,2-DCA was not detected in sufficient concentrations the associated sub-surface sample(s); 1,2-DCA rules approved by the Water Board on October 23, 2018 and on January 3, 2022.

Analytical results for perimeter soil gas samples collected during the current reporting period in the North and BCA Areas are summarized in Table 9. Historical soil gas results, including those collected during the current reporting period, are presented in Appendix A, Table A-5. The names of two PSG samples collected during previous reporting periods were found to be erroneous and were corrected in Table 9 and Appendix A Table A-5. Revised laboratory reports are included in Appendix G.

For the evaluation of the potential for vapor intrusion in buildings located in Parcels 1, 10, 11, and 16, indoor air results have been compared to results of associated Parcel PSG sampling locations. Some property owners in Parcels 13 and 22 chose to have PSG sampling locations installed instead of a sub-slab soil gas sampling probe.

A total of 213 PSG probes were sampled from 124 PSG sampling locations during the reporting period (the sampling was conducted on August 15 through 18, 23 through 26, 29, and 30, 2022, September 6, 12, 14 through 16, 20, 21, 23, and 26 2022, October 6, 2022, and December 21, 2022). Results of indoor air and correlated perimeter soil gas samples are presented in Table 10 and Appendix A Table A-6. Analytical laboratory reports are provided in Appendix G.

No sewer gas sampling, continuous indoor air monitoring, and discrete sampling were conducted during the reporting period. Placeholders in Tables 12 and 13 are included in this Report for consistency with past reports. Historical results are presented in Appendix A Tables A-8 and A-9. The sanitary sewer layout for the Site is shown on Figure 15, and historical sewer gas sampling locations and historical results are shown on Figures 15A through 15C.

5.4 INTERIM MITIGATION MEASURES

5.4.1 Short-Term Mitigation

On November 8, 2019, the Water Board requested short-term mitigation measures be implemented for indoor air in residential properties that meet certain criteria while the SVE pilot test was being conducted and HHRA reports were being prepared. The Water Board specified that short-term mitigation measures be implemented in residential properties where the "indoor air concentrations of tetrachloroethene (PCE) and/or trichloroethene (TCE) exceed the residential indoor air environmental screening level and where exceedances appear to be associated with vapor intrusion" (Water Board, 2019a). Buildings within the indoor air study area were evaluated in accordance with the January 22, 2020, *Revised Work Plan for Short-Term Mitigation of Volatile Organic Compounds in Indoor Air* (Short-Term Mitigation Work Plan; Wood, 2020a). Temporary mitigation measures in the form of portable air purifiers with activated carbon filters were offered to the property owners that met the short-term mitigation screening criteria outlined in Table 1 of the Short-Term Mitigation Work Plan. Per the Water Board's December 30, 2019 *Response to Work Plan for Short-Term Mitigation of Volatile Organic Compounds in Indoor Air for Former Ford Aeronutronics Facility Located at 1000 Ford Road, Newport Beach, California (Global ID #SL188023848; PCA #1880200)* (Water Board, 2019b), Table 14 shows the properties offered air purifiers, their acceptance status, and maintenance conducted on the air purifiers (if applicable).

The results of every residential property sampled from November 9, 2019 to December 31, 2020, were evaluated using the screening criteria of Table 1 from the Short-Term Mitigation Work Plan. A summary of the evaluation of and mitigation measures offered to properties sampled prior to November 9, 2019, was included in the *1Q 2020 Vapor Intrusion Assessment Progress Report* (Wood, 2020c).

During this reporting period, residential properties 10.19 and 11.08 were each offered two air purifiers, and responses from the residents are pending. Table 14 includes a description of the room where each air purifier deployed during previous reporting periods was placed.

As stated in the Short-Term Mitigation Work Plan, samples to confirm the effectiveness of the air purifiers should be collected following the operation of the air purifiers for a minimum of one week.

Air purifiers at five properties were serviced, including replacing one or more of the following: pre-filters, high efficiency particulate air (HEPA) filters, and granulated activated carbon filters. Table 14 includes the date and a description of the type of service the air purifiers received. In general, confirmation samples were collected approximately one week after carbon filter replacements.

5.4.2 Interim Response Measures

During previous reporting periods, air purifiers were offered to properties in response to indoor air TCE concentrations above RALs and/or PCE concentrations significantly above screening levels as outlined on Figure 3 of the Indoor Air Work Plan. No additional properties sampled during the current reporting period had indoor air sample results that met the criteria for interim response measures besides those identified during previous reporting periods.

6.0 METHODS AND RESULTS OF GROUNDWATER ASSESSMENT

During this reporting period, WSP continued to compile and review historical information, including reports by Ford, WSP, Wood, and other consultants, as well as historical maps and images in the North Area and specifically the area of Parcels 9, 12, 16 and 22. The scope and findings of this continued review are summarized in Section 6.1. The findings were used in planning, implementation, and interpretation of additional soil gas and groundwater sampling and analysis tasks described in Section 6.2.

6.1 REVIEW OF HISTORICAL INFORMATION

Compilation and review of historical information and reports for the BCA Area and the North Area were described in the *Semiannual Vapor Intrusion and Groundwater Monitoring Report: January – June 2021* (Wood, 2021g) and the *Semiannual Vapor Intrusion and Groundwater Monitoring Report: July – December 2021* (Wood, 2022c). Additional information reviewed and utilized during this reporting period is summarized below.

6.1.1 Review of Information for the BCA Area

Historical information for the BCA Area was reviewed during the reporting period in response to the Water Board's *"Ford Aeronutronics: Request for groundwater monitoring well installation work plan"* email (Water Board, 2022c). Additional groundwater assessment in the vicinity of Parcels 16 and 22 was requested to monitor the "core of the contaminant plume and vertical extent of …VOCs in groundwater," and to "monitor the lateral extent of the contaminant plume." WSP reviewed reports and related information developed previously by Ford and its consultants including WSP and Wood.

In response to the request, review of historical data was conducted. During the next reporting period, a teleconference between WSP and the Water Board is scheduled, and a work plan will be submitted to the Water Board. The investigation activities and results will be reported during the next applicable reporting period.

6.1.2 Review of Information for North Area

WSP continued its review of historical information and reports for the North Area, including:

- Aerial photographs ranging in date from 1957 to 2002;
- Topographic maps ranging in date from 1935 to 1981 (photo revised from 1965), and;
- Reports and related information developed previously by Ford and its consultants.

Based on the information reviewed during the previous reporting periods, additional groundwater assessment in the North Area was conducted during this semi-annual reporting period (Section 6.2).

During the previous reporting periods, WSP reviewed information related to historical features and potential former Facility operations on the off-Site area currently included in Parcel 12 and

identified the potential former presence of the NOAB and other features in the area between the northern boundary of the former Facility and the current alignment of Bison Avenue. WSP proposed additional sampling and analysis of soil gas and groundwater at several locations in this area in the January 19, 2022 *Proposed Additional Assessment Activities – Parcel 12* (Wood, 2022a). This additional assessment was partially implemented during the previous reporting period with the installation of four soil gas sampling locations (SG-175 through SG-178), and partially completed during the current reporting period with the sampling at two of the three proposed grab groundwater locations (GGW-27 and GGW-28).

Historical aerials, topographic maps, and reports were reviewed for the area in Parcel 9 where the third grab groundwater sample location (GGW-29) was proposed. Work for GGW-29 will be conducted during the next reporting period.

6.2 GROUNDWATER ASSESSMENT FIELD METHODOLOGY

Groundwater assessment activities, including the collection of grab groundwater samples, were conducted to further evaluate the lateral and vertical extent of COCs in groundwater in the North Area.

Grab groundwater sampling in the North Area was conducted at GGW-27 and GGW-28 in accordance with the Work Plan Addendum and the January 19, 2022 *Proposed Additional Assessment Activities – Parcel 12* (Wood, 2022a).

Prior to the drilling and sampling of the borings located on private property, WSP facilitated the execution of required access agreements between the representative property management group Belcourt Master Community and Ford. WSP obtained well/exploratory boring permits from the OCHCA in May 2022. The Water Board and other applicable local agencies were notified seven days prior to the start of field activities. At least 48 hours before any subsurface work, WSP marked and called Underground Service Alert and subcontracted with a private utility locator to clear the location for underground utilities.

Under WSP's oversight, borings were advanced by Cascade Drilling LP of Upland, California. Groundwater samples were collected from the exploratory borings by WSP field personnel and analyzed by Eurofins for VOCs including acetone and MEK using U.S. EPA Method 8260B.

6.2.1 Drilling and Lithologic Logging

During the reporting period, borings were advanced at two locations (GGW-27 and GGW-28) as shown on Figures 3, 16, and 16A.

Prior to drilling, each boring was cleared to approximately 5 feet bgs by air knifing and vacuuming the soil cuttings. The boring was then advanced to total depth using a ProSonic full sized drilling rig with a 4-inch by 10-foot Sonic core barrel sampling system.

Soil from the borings was described by a WSP field geologist under the supervision of a WSP California-licensed Professional Geologist, using the visual-manual procedures of the ASTM International Standard D2488, which is based on the Unified Soil Classification System. The recovered soils were screened for the presence of VOCs using a PID. The PID readings were recorded on the soil boring log. Copies of the soil boring logs are included in Appendix D.

After grab groundwater sample collection was completed, the borings were backfilled with neat cement/bentonite grout with 5% bentonite from the bottom of the boring to approximately 6 inches bgs using a tremie pipe. The top 6 inches of the boreholes were filled with compacted cold patch asphalt to the ground surface. The cold patch asphalt at these two locations and also at GGW-24 and GGW-25 (drilled during the previous reporting period) was replaced by hot patch asphalt per encroachment permit and access agreement requirements.

Decisions regarding the completion depths of borings were made in consultation with the Water Board staff. Sample depths, temporary well construction information, and descriptions of geologic materials with moisture conditions encountered during drilling are provided on the boring logs in Appendix D.

6.2.2 Grab Groundwater Sampling

Collection of a grab groundwater samples was attempted upon reaching the shallowest saturated geologic materials encountered during drilling in GGW-27 and GGW-28. If sufficient water accumulated within the drill casing, a grab groundwater sample was collected directly from the borehole using a clean disposable bailer. In less productive zones, a 5-foot-long Schedule 40 PVC screen (1-inch-diameter, 0.010-inch factory slots) was placed at the bottom of the boring, with a sufficient blank riser extending to the ground surface. After placement of the PVC screen, the drilling casing was retracted two to five feet to facilitate the collection of a groundwater sample using the bailer. Grab groundwater sample depths were based on depth

to first encountered groundwater and the general goal of attempting to collect groundwater samples at 10-foot vertical intervals or as indicated based on hydrogeologic conditions encountered.

At GGW-27, groundwater samples were collected from depths of 37 feet bgs, 47 feet bgs, and 57 feet bgs. The boring was terminated at 87 feet bgs after three additional 10-foot depth intervals (57 to 67, 67 to 77, and 77 to 87 feet bgs) did not yield sufficient groundwater for sampling. At GGW-28, groundwater samples were collected from depths of 44 feet bgs and 52 feet bgs. The boring was terminated at 82 feet bgs after three additional 10-foot depth intervals (52 to 62, 62 to 72, and 72 to 82 feet bgs) did not yield sufficient groundwater for sampling.

Primary and duplicate samples were collected by WSP personnel at GGW-27-57 using a clean, disposable bailer and decanted directly from the bailer into laboratory-supplied bottles. The bottles were capped, labeled, sealed in plastic bags, placed in ice-cooled chests, and submitted under WSP chain-of-custody to Eurofins. The samples were analyzed for the VOCs including acetone and MEK by U.S. EPA Method 8260B. Where sufficient water was available after the sample was collected, water quality parameters including pH, temperature, electrical conductance, dissolved oxygen, and oxidation reduction potential were collected using a YSI Pro Quatro multiparameter water quality meter and recorded on groundwater sampling field records included in Appendix E. The meter was calibrated daily when sampling occurred.

The table below lists sampled depth intervals for each boring and depths at which the potential presence of groundwater was evaluated, but groundwater was not present or did not accumulate in the boring in a quantity sufficient for sampling. Results of the depths at which samples were collected are presented in Table 15.

Boring ID	Total Boring Depth (feet bgs)	Attempted Sample Depth Intervals[1] (feet bgs)	Groundwater Not Present or Insufficient for Sampling (feet bgs)
North Area			
GGW-27	87	32 to 37 42 to 47 52 to 57	57 to 67 67 to 77 77 to 87
GGW-28	82	39 to 44 47 to 52	52 to 62 62 to 72 72 to 82

Notes:

1. Attempted sampled depth interval is the borehole interval for grab samples and the screened interval for samples collected from temporary wells.
2. Hydropunch tool unable to open to expose the screen.

6.2.3 Groundwater Monitoring Well Installation and Development

No groundwater monitoring wells were installed or developed during the reporting period.

6.3 Groundwater Assessment Analytical Results

Borings for GGW-27 and GGW-28 were drilled and sampled in the North Area, and a total of six groundwater samples including a duplicate were collected from the two borings at depths ranging from 37 feet bgs to 57 feet bgs. TCE was detected in one sample (GW-27-47) at an estimated concentration of 0.52 J micrograms per liter (µg/L). No other COCs, acetone, or MEK were detected in any sample. Analytical results for grab groundwater samples collected during the reporting period are summarized in Table 15. Historical grab groundwater sample results, including those collected during the current reporting period, are presented in Appendix A, Table A-10. Analytical laboratory reports are provided in Appendix G.

7.0 INVESTIGATION DERIVED WASTE

Investigation-derived wastes were generated due to the groundwater monitoring, and drilling and hand auger-related activities conducted during the reporting period. Wastes included solids (soil cuttings) and liquids (equipment decontamination water and purge water from monitoring well and grab groundwater sampling). These materials were contained in Department of Transportation–approved 55-gallon steel drums, sealed, labeled, and temporarily stored at a secured enclosure on California Department of Transportation property east of Parcel 1 pending off-site disposal. The materials were then removed by Environmental Recovery Services, Inc. (Enviroserv), of Los Angeles, California, and disposed of off-site at Chemical Waste Management Facility located in Kettleman City, California. All waste was managed by Ford, Enviroserv, and Waste Management.

A total of 13 drums of non-hazardous solids and four drums of non-hazardous liquids were generated during the reporting period. A total of 15 drums of non-hazardous solids were removed during the reporting period.

8.0 QUALITY ASSURANCE AND QUALITY CONTROL PROCEDURES

A Stage 2 data validation was performed on the entire laboratory data (except for the investigation-derived wastes data) by WSP personnel using procedures in accordance with the U.S. EPA National Functional Guidelines (U.S. EPA, 2016 and 2020) and the Advisory (DTSC, 2015), as applicable.

During the Stage 2 data validation, the following data quality indicators were reviewed, as applicable:

- Case Narrative Review
- Sample Collection and Holding Times
- Quality Control Blanks
- Laboratory Control Sample/Laboratory Control Sample Duplicate
- Matrix Spike/Matrix Spike Duplicate
- Surrogate Spikes
- Field and Laboratory Duplicate Samples
- Canister Vacuum Levels
- Tracer Compounds
- Project Reporting Limits
- Electronic Data Verification

The Stage 2 data review findings performed on this data set indicate that the data are usable as reported and qualified as applicable.

Starting from September 2021, 100% of vapor intrusion analytical data and soil gas data, as well as 10% of groundwater, grab groundwater, and surface water were validated using Stage 4 data validation procedures. The additional following elements were reviewed as part of this higher level of validation:

- Instrument Tuning
- Initial Calibration
- Initial and Continuing Calibration Verification
- Internal Standards
- System performance checks

- Raw data checks
- Analysis run logs
- Confirmation of analyte quantification and identification
- Target analyte identification and quantification

All Stage 4 data review findings were incorporated into this report.

Appendix F provides the Data Validation Summary Report. Appendix F also includes a description of any data anomalies identified while reviewing trends of PCE and TCE concentrations over time in SG samples collected since the beginning of the investigation.

Field quality control samples included field duplicates, equipment field blanks, and trip blanks. Duplicate samples were collected from all sample types and are reported with the primary sample in all analytical results tables. The relative percent differences of concentration values were assessed for the duplicate sample pairs, and data qualifiers were applied as necessary for the field quality control samples from the current reporting period, and historical values are presented in Appendix F, Table F, and Appendix A, Table A-12, respectively.

Some results for VOCs and 1,4-dioxane were reported between RL and the MDL. These values detected below the RL were qualified with a "J" flag indicating they are estimated values.

9.0 SUMMARY AND DISCUSSION

This section summarizes the work conducted during the second semi-annual (July through December) reporting period of 2022 and conclusions based on that work. For simplicity, the following subsections combine work corresponding to related Site-wide programs, including groundwater monitoring, soil gas and vapor intrusion assessment and monitoring, and groundwater assessment.

9.1 GROUNDWATER MONITORING

Groundwater monitoring for the semi-annual period July through December 2022 was successfully completed, as reported above. Groundwater monitoring wells P-57 through P-64, which were installed in 2022, were sampled on August 23 or 24, 2022 and during the semi-annual groundwater monitoring event on October 27 or 28, 2022. Monitoring wells P-57 through P-60 were sampled for four consecutive quarters in 2022 and will be added to the semi-annual Groundwater Monitoring Program in 2023. Monitoring wells P-61 through P-64

will be sampled during the first quarter of 2023, and then will be added to the semi-annual Groundwater Monitoring Program. Based on completion of the surface water sampling program described in the Surface Water Sampling Plan (Wood, 2020b), no additional surface water monitoring was conducted or is planned.

Based on WSP's review of the Groundwater Monitoring Program results for this reporting period, the existing Groundwater Monitoring Program will continue in accordance with the *Revised Proposed Changes to Groundwater Monitoring Program* (Amec Foster Wheeler, 2015b), and the *Response to Regional Board Comments on "Proposed Changes to Groundwater Monitoring Program*" (Amec Foster Wheeler, 2017a).

9.1.1 North Area

Groundwater levels measured in the North Area during the October 2022 monitoring event were similar to those measured in previous events (the October 2022 monitoring event includes one well sampled in December 2022). Groundwater flow direction is generally northeastward in the North Area, which is consistent with past events.

During the October 2022 sampling event, 21 monitoring wells (P-32, P-34, P-35, P-40, P-41, P-42A, P-52 through P-64, W2C1, and W2C3) were sampled in the North Area. Analytes detected at or above RLs in one or more wells include: PCE; TCE; 1,1-DCE; 1,2-DCA; cis-1,2-DCE; and 1,4-dioxane. Concentrations of TCE in the North monitoring wells are generally stable or decreasing when compared to historical concentrations. Concentrations of 1,1-DCA; trans-1,2-DCE; and 1,1,1-TCA have not been detected. Concentrations of 1,1-DCE; 1,2-DCA; and cis-1,2-DCE have not been detected or detected only at low levels (slightly above laboratory RL or between the MDL and laboratory RL) in all wells except P-35 and P-63, which have consistent 1,1-DCE and 1,2-DCA detections above the RL. Concentrations of 1,4-dioxane and COCs, with the exception of PCE and 1,2-DCA, are generally lower in the North Area groundwater than in the BCA Area.

9.1.2 BCA Area

Groundwater levels measured in the BCA Area during the October 2022 monitoring event, in general, were similar to those measured in previous events. Well P-46 showed a relatively large increase in groundwater elevation relative to the previous level; however, the previous level was noted as being anomalous. The groundwater elevation in P-46 collected in October is

consistent with the general groundwater trend. During the current reporting period, groundwater flow direction was generally westward in the BCA Area, which is also typical for the BCA Area.

During the October 2022 sampling event, eight monitoring wells (P-12B, P-16, and P-46 through P-51) were sampled in the BCA Area. VOCs detected at or above laboratory RLs in one or more wells include: TCE; cis-1,2-DCE; trans-1,2 DCE; 1,1-DCE; 1,1-DCA; vinyl chloride; and 1,4-dioxane.

Although TCE concentrations are generally higher in BCA Area groundwater than in the North Area, TCE concentrations in the BCA Area are generally decreasing or stable in most wells. Concentration trends of cis-1,2-DCE and 1,1-DCA in BCA Area monitoring wells are also generally stable at low levels or decreasing. While trans-1,2-DCE is generally stable at low levels, an increasing trend at P-46 has been identified. COCs and 1,4-dioxane are detected at higher concentrations and more often in the BCA Area than in the North Area.

9.2 VAPOR INTRUSION ASSESSMENT AND MONITORING

During the reporting period, nine SG sampling locations were installed and sampled for the first time. The need for additional soil gas sampling locations and remaining assessment activities will continue to be evaluated during the next reporting period as proposed in the assessment memoranda and reports listed in Section 2.0. Soil gas probes sampled for the first time during the reporting period were incorporated into the soil gas monitoring network.

No sewer gas samples were collected during the reporting period. Additionally, no continuous indoor air monitoring or discreet sample collection was conducted during the reporting period. Vapor intrusion assessment activities requested by the Water Board during the current reporting period are planned to be conducted and reported during the next reporting period.

9.2.1 North Area

Soil gas samples collected for the evaluation of soil gas (excluding samples from dedicated SVE monitoring network probes) during the reporting period in the North Area indicate that TCE concentrations in 82 samples exceeded residential evaluation criteria, and TCE concentrations in 33 samples exceeded commercial evaluation criteria. PCE concentrations in 31 samples exceeded residential evaluation criteria, and PCE concentrations in three samples exceeded commercial evaluation criteria. In general, samples collected from the deeper probes in SG

sampling locations in the North Area have higher concentrations of TCE and PCE than samples collected from the corresponding shallower probes.

Trend plots of TCE and PCE concentrations over time for SG sampling locations with four or more sampling events provided in Appendix H (Figures H-1 through H-135) revealed inconsistencies in results at seven probes in the North Area. Section 3.0 of Appendix F describes the anomalies, possible causes, resample activities, and corrective actions to ensure the data quality is not compromised.

Additionally, the SG sampling locations (SG-190 through SG-191) installed in Parcel 1 were attempted to be sampled, and only the deep probe at SG-190 produced a sample due to saturated soil. No COCs were detected in the sample from SG-190-12.5. Sampling the probes at SG-190 and SG-191 will be attempted again during the next Site-wide sampling event.

Indoor air sampling (including sub-slab soil gas-only sampling per the revised indoor air monitoring plan) was conducted at a total of 51 residential properties in the North Area during the current reporting period; no commercial buildings were sampled during this reporting period.

1,2-DCA, PCE, TCE, and vinyl chloride were detected at concentrations that exceeded screening criteria in at least one residential indoor air sample collected during the reporting period. The primary COCs (PCE and TCE) were detected in indoor air at concentrations greater than screening levels at 22 residential properties. No crawl space samples had concentrations of TCE that exceeded screening criteria.

9.2.2 BCA Area

Soil gas samples collected (excluding dedicated SVE monitoring network sampling locations) during the reporting period in the BCA Area indicate that TCE concentrations in eight samples exceeded residential evaluation criteria and TCE concentrations in five samples exceeded commercial evaluation criteria. PCE concentrations did not exceed residential or commercial evaluation criteria in the BCA Area. In general, samples collected from the deeper probes in SG sampling locations in the BCA Area have higher concentrations of TCE and PCE than samples collected from the corresponding shallower probes.

Indoor air sampling was conducted at three residential properties; no commercial buildings were sampled during the current reporting period. 1,2-DCA, TCE, and PCE were detected at concentrations that exceeded screening criteria in at least one residential indoor air sample collected during this reporting period.

9.3 GROUNDWATER ASSESSMENT ACTIVITIES

During the reporting period, groundwater assessment activities included drilling for grab groundwater sample collection.

9.3.1 North Area

Borings for GGW-27 and GGW-28 were drilled and sampled during this reporting period to further assess subsurface conditions and the presence and concentrations of VOCs in the North Area. GGW-27 was placed 50 feet northwest of SG-176 on Belcourt Drive, and GGW-28 was placed 50 feet southwest from SG-104 on Leesbury Court. TCE was detected above the RL at a very low concentration (0.52 J µg/L) in the sample collected from GGW-27 at 47 feet bgs. No other COCs were detected in that sample, and no other COCs were detected above the RL in any sample. Acetone and MEK were not detected in any sample from GGW-27 or GGW-28.

9.3.2 BCA Area

No groundwater assessment activities were conducted in the BCA Area during the reporting period.

10.0 RECOMMENDATIONS AND PLANNED ADDITIONAL WORK

The results of vapor intrusion assessment activities and groundwater monitoring conducted during the current reporting period indicate the need for the additional assessment activities and monitoring events. The subsections below list the activities proposed for the next reporting period of January 1 through June 30, 2023.

10.1 PLANNED GROUNDWATER MONITORING

During the next reporting period, the following tasks are planned:

- Measure the groundwater level and sample specific monitoring wells as identified in the Groundwater Monitoring Program and RDIPs on a quarterly basis.

- Measure the groundwater level in all monitoring wells and sample specific monitoring wells as identified in the Groundwater Monitoring Program and RDIPs on a semi-annual basis.
- Evaluate the casing of P-52 to determine if redevelopment is needed to remove a potential blockage caused by roots.
- Install and sample eight groundwater monitoring wells in the North Area to monitor the progress of Site COC attenuation in groundwater in Parcel 13 in accordance with the Parcel 13 RDIP. These wells, along with existing wells in and adjacent to Parcel 13, would be sampled periodically for MNA parameters as well as Site COCs.

10.2 Planned Soil Gas Assessment and Monitoring

During the next reporting period, the following tasks are planned:

- Conduct a Site-wide soil gas sampling event (scheduled for January 2023) of all SG and PSG sampling locations, and PSG-only sampling event (scheduled for May 2023).
- Install nine additional soil gas sampling locations with probes at approximately 5 and 15 feet bgs in Parcel 13 per the Parcel 13 RDIP (Wood, 2022m). Sample soil gas for VOCs.

10.3 Planned Indoor Air Assessment and Monitoring

During the next reporting period, the following tasks are planned:

- Continue executing access agreements and subsequently conducting indoor air sampling for residential properties within the indoor air study area to further evaluate potential vapor intrusion.
- Conduct a HAPSITE investigation at 1.148 as requested by the Water Board on November 16, 2022.
- Continue to install and sample PSG sampling locations as needed in the North Area for correlation with indoor air samples to further evaluate potential vapor intrusion.
- Continue executing portable air purifier agreements and subsequently deploying portable air purifiers, as required.
- Continue to maintain deployed air purifier units by changing HEPA filters, pre-filters, and carbon filters as recommended by the manufacturer.

10.4 PLANNED GROUNDWATER ASSESSMENT

During the next reporting period, the following tasks are planned:

- Drill and sample one additional GGW boring (GGW-29) for VOCs in the North Area to further delineate the lateral and vertical extent of VOCs in groundwater in Parcel 9 per the January 19, 2022 *Proposed Additional Assessment Activities – Parcel 12* (Wood, 2022a) and as directed during a teleconference between the Water Board and WSP on May 17, 2022.
- Produce a work plan for the installation and sampling of groundwater monitoring wells and grab groundwater sampling in Parcels 16 and 22 to delineate and monitor groundwater around the perimeter and in the "core of the plume" per the Water Board's request *"Ford Aeronutronics: Request for groundwater monitoring well installation work plan"* email (Water Board, 2022c).

10.5 PROPOSED REVISIONS TO ANALYTE LISTS

As discussed in Section 1.3.2, Wood proposed to limit the lists of analytes during future soil gas and indoor air sampling events to the same lists as presented in the 4Q 2020 VI Report. The Water Board responded to this request with additional revisions to the analyte lists, including the continued inclusion of 33 analytes for soil gas monitoring and the addition of benzene, bromodichloromethane, and chloroform to the indoor air analyte list. WSP agreed with the proposed soil gas analyte list but did not concur with revised indoor air analyte list. To support a conclusion that 1,2-DCA should be excluded and the addition of benzene, bromodichloromethane, and chloroform to the indoor air analyte list is unnecessary, additional information and lines of evidence were presented in the following:

- Appendix H of the *Semiannual Vapor Intrusion and Groundwater Monitoring Report: January – June 2021* (Wood, 2021g)
- Appendix H of the *Semiannual Vapor Intrusion and Groundwater Monitoring Report: July – December 2021* (Wood, 2022c)
- The February 14, 2022 *Updated Request to Remove 1,2-Dichloroethane from the Indoor Air Analyte List* (Wood, 2022b)

This Report requests again that 1,2-DCA be removed from the indoor air analyte list for the Site, and confirms the continued exclusion of benzene, bromodichloromethane, and chloroform from the indoor air analyte list.

10.6 HUMAN HEALTH RISK ASSESSMENT ADDENDA

HHRAs have been completed for all parcels at the Site and were submitted between October 2020 and June 2021. For the HHRAs, the properties that were evaluated for current risk were those that had at least two seasonal indoor air sampling events (referred to as a "sufficient" data set), which in almost all cases did not apply to all properties in a given parcel. As requested by the Water Board during a call with Wood on July 21, 2021, a schedule for submitting HHRA addenda was developed, so that additional HHRAs are submitted to address current risk for properties as sufficient data sets become available.

The table below shows the parcel number, the soil gas sample type that is typically available for that parcel, expected addendum number, and the expected submittal date for each HHRA addendum. Separate HHRA addenda will be prepared for each parcel, and the documents will be submitted on or before the date listed below as the "submittal date." Note that sufficient data sets were available for all properties in Parcels 4, 6, and 8; therefore, these parcels are not listed in the addenda schedule.

HHRA Addenda No. 1 were submitted for Parcels 2, 12, and 13 on October 25, 24, and October 31, 2022, respectively (WSP, 2022b, 2022a, and 2022c).

HHRA Addenda Schedule of Deliverables				
Parcel	**Soil Gas Sample Type**	**Proposed Submittal Date**	**Addendum No.**	**Data Cut Off Date**
Parcel 13	sub-slab soil gas	31 October, 2022	1	15 September
Parcel 2	sub-slab soil gas	31 October, 2022	1	15 September
Parcel 12	sub-slab soil gas	31 October, 2022	1	15 September
Parcel 1	PSG	28 February, 2023	1	15 January
Parcel 16	PSG	28 February, 2023	1	15 January
Parcel 22	sub-slab soil gas	28 February, 2023	1	15 January
Parcel 10	PSG	30 June, 2023	2	15 May
Parcel 11	PSG	30 June, 2023	2	15 May

11.0 REPORT SCHEDULE

Per Water Board requirements, associated laboratory data provided in electronic data format will be uploaded to GeoTracker within one week of submittal of this Report.

The data gap investigation (soil gas, vapor intrusion, and groundwater assessments) and groundwater monitoring are ongoing activities. Results from the period of January 1 to June

30, 2023, will be reported in the *Semi-Annual Vapor Intrusion and Groundwater Monitoring Report: January 1 – June 30, 2023*, which is due to the Water Board on or before August 15, 2023.

12.0 REFERENCES

Amec Foster Wheeler Environment & Infrastructure, Inc. (Amec Foster Wheeler), 2015a. Summary of Site Remediation and Closure, Former Ford Aeronutronic Property, Newport Beach, California, June 2.

Amec Foster Wheeler, 2015b. Revised Proposed Changes to Groundwater Monitoring Program, Former Ford Aeronutronic Property, Newport Beach, California, December 15.

Amec Foster Wheeler, 2017a. Response to Regional Board Comments on "Proposed Changes to Groundwater Monitoring Program" for Former Ford Aeronutronics Property at 1000 Ford Road, Newport Beach, California (Global ID# SL18802384; PCA# 1880200), March 20.

Amec Foster Wheeler, 2017b. Conceptual Site Model, Former Ford Aeronutronic Property, Newport Beach, California, August 4.

Amec Foster Wheeler 2017c. Addendum to Work Plan for Groundwater Investigation – North Area, Former Ford Aeronutronic Property, Newport Beach, California, November 28.

California Regional Water Quality Control Board, Santa Ana Region (Water Board), 2019a. Short-Term Indoor Air Mitigation for Former Ford Aeronutronics Property Located at 1000 Ford Road, Newport Beach, California (Global ID #SL 188023848; PCA #1880200), November 8.

County of Orange, 1997. Division of Environmental Health. Approval of Health Risk Assessments and Case Closure, Former Ford Aeronutronic Facility, Main and Aerothermal (ATC) Areas. 1 Ford Road, Newport Beach, Ca 92660, O.C.H.C.A Case #95IC8, May 1.

Department of Toxic Substances Control (DTSC), 2011. Final Guidance for the Evaluation and Mitigation of Subsurface Vapor Intrusion to Indoor Air (Vapor Intrusion Guidance), October.

DTSC, 2014. Human Health Risk Assessment Note 5: Health-based Indoor Air Screening Criteria for Trichloroethylene (TCE), August 5.

DTSC, 2015. Advisory – Active Soil Gas Investigations, California Environmental Protection Agency, July.

DTSC, 2019a. Human Health Risk Assessment (HHRA) Note #3, DTSC-modified Screening Levels (DTSC-SLs), Office of Human and Ecological Risk (HERO), April.

DTSC, 2019b. Human Health Risk Assessment (HHRA) Note #4, Guidance for Screening Level Human Health Risk Assessments. Office of Human and Ecological Risk (HERO), May 14.

McHugh, Thomas, and Lila Beckley, 2018. Sewers and Utility Tunnels As Preferential Pathways for Volatile Organic Compound Migration into Buildings: Risk Factors and Investigation Protocol, ESTCP Project ER-201505.

U.S. Environmental Protection Agency (U.S. EPA), 2016. Analysis of Volatile Organic Compounds in Air Contained in Canisters by Method TO-15, SOP HW-31 Rev 6, September; sop_hw_31_to-15_rev6.pdf (epa.gov)

U.S. EPA, 2019. Regional Screening Levels (RSLs), Generic Tables, May 2019.

U.S. EPA, 2020. National Functional Guidelines for Organic Superfund Methods Data Review, EPA-540-R-20-005, November.

Water Board, 2019b. Response to Work Plan for Short-Term Mitigation of Volatile Organic Compounds in Indoor Air for Former Ford Aeronutronics Facility Located at 1000 Ford Road, Newport Beach, California (Global ID #SL188023848; PCA #1880200), December 30.

Water Board, 2021a. Response to "4Q 2021 Vapor Intrusion Assessment Progress Report" for Former Ford Aeronutronics Property Located at 1000 Ford Road, Newport Beach, California (Geotracker ID #SL188023848; PCA #1880200), May 3.

Water Board, 2021b. Response to "Response to Comments – Feasibility Study and Remedial Action Plan – Parcel 10" for Former Ford Aeronutronics Property Located at 1000 Ford Road, Newport Beach, California, September 30.

Water Board, 2021c. Response to "Response to Comments – Feasibility Study and Remedial Action Plan – Parcel 11" for Former Ford Aeronutronics Property Located at 1000 Ford Road, Newport Beach, California, December 22.

Water Board, 2022a. Former Ford Aeronutronics Facility: Comments on "Proposed Additional Assessment Activities – Parcel 12" for Former Ford Aeronutronics Property Located at 1000 Ford Road, Newport Beach, California, February 24.

Water Board, 2022b. Response to "Response to Comments – Feasibility Study and Remedial Action Plan – Parcel 13" for Former Ford Aeronutronics Property Located at 1000 Ford Road, Newport Beach, California, June 7.

Water Board, 2022c. Subject: Ford Aeronutronics: Request for groundwater monitoring well installation work plan, for Former Ford Aeronutronics Property Located at 1000 Ford Road, Newport Beach, California, November 17.

Water Board, 2022d. Subject: RE: INDOOR AIR SAMPLING RESULTS – 2506 Salerno, for Former Ford Aeronutronics Property Located at 1000 Ford Road, Newport Beach, California, November 29.

Wood Environment & Infrastructure Solutions, Inc. (Wood), 2018a. Indoor Air Sampling Work Plan, Former Ford Aeronutronic Property, Newport Beach, California, July 10.

Wood, 2018b. Residential Indoor Air Sampling Memorandum, Former Ford Aeronutronic Property, Newport Beach, California, August 2.

Wood, 2018c. Indoor Air Confirmation Sampling Approach Memorandum, Former Ford Aeronutronic Property, Newport Beach, California, October 5.

Wood, 2019a. Groundwater Investigation Findings Report, Former Ford Aeronutronics Property, Newport Beach, California, February 1.

Wood, 2019b. 1Q 2019 Vapor Intrusion Assessment Progress Report, Former Ford Aeronutronic Facility, 1000 Ford Road, Newport Beach, California, May 15.

Wood, 2019c. Perimeter Soil Gas Semiannual Sampling Memorandum, Former Ford Aeronutronics Property, 1000 Ford Road, Newport Beach, California, October 8.

Wood, 2019e. Additional Surface Water and Pore Water Sampling Report, Former Ford Aeronutronics Facility, Newport Beach, California, December 10.

Wood, 2020a. Revised Work Plan for Short-Term Mitigation of Volatile Organic Compounds in Indoor Air, Former Ford Aeronutronic Property, Newport Beach, California, January 22.

Wood, 2020b. Surface Water Sampling Plan for Bonita Creek - BC-3 Area, Former Ford Aeronutronic Property, 1000 Ford Road, Newport Beach, California, January 28.

Wood, 2020c. 1Q 2020 Vapor Intrusion Assessment Progress Report, Former Ford Aeronutronic Facility, 1000 Ford Road, Newport Beach, California, May 15.

Wood, 2021a. Semiannual Report for Groundwater Monitoring Activities: July - December 2020, Former Ford Aeronutronic Property, 1000 Ford Road, Newport Beach, California, January 26.

Wood, 2021b. Soil Vapor Extraction Pilot Test Report, Former Ford Aeronutronic Facility, 1000 Ford Road, Newport Beach, California, February 11.

Wood, 2021c. 4Q 2020 Vapor Intrusion Assessment Progress Report, Former Ford Aeronutronic Facility, 1000 Ford Road, Newport Beach, California, February 12.

Wood, 2021d. Revised Indoor Air Monitoring Plan for Perimeter Soil Gas Properties, Former Ford Aeronutronic Facility, 1000 Ford Road, Newport Beach, California, February 24.

Wood, 2021e. Response to Comments – 4Q 2020 Vapor Intrusion Assessment Progress Report, Former Ford Aeronutronics Facility, 1000 Ford Road, Newport Beach, California, June 21.

Wood, 2021f. Revised Indoor Air Monitoring Plan for Sub-Slab Soil Gas Properties, Former Ford Aeronutronic Facility, 1000 Ford Road, Newport Beach, California, July 21.

Wood, 2021g. Semiannual Vapor Intrusion and Groundwater Monitoring Report: January – June 2021, Former Ford Aeronutronics Facility, 1000 Ford Road, Newport Beach, California, August 13.

Wood, 2021h. Feasibility Study and Remedial Action Plan – Parcel 10, Former Ford Aeronutronic Property, Newport Beach, California, August 25.

Wood, 2021i. Feasibility Study and Remedial Action Plan – Parcel 11, Former Ford Aeronutronic Property, Newport Beach, California, November 19.

Wood, 2021j. Remedial Design and Implementation Plan – Parcel 10, Former Ford Aeronutronic Property, Newport Beach, California, December 22.

Wood, 2022a. Proposed Additional Assessment Activities – Parcel 12, Former Ford Aeronutronics Property, 1000 Ford Road, Newport Beach, California, January 19.

Wood, 2022b. Updated Request to Remove 1,2-Dichloroethane from the Indoor Air Analyte List, Former Ford Aeronutronic Facility, Newport Beach, California, February 14.

Wood, 2022c. Semiannual Vapor Intrusion and Groundwater Monitoring Report: July – December 2021, Former Ford Aeronutronics Facility, 1000 Ford Road, Newport Beach, California, February 15.

Wood, 2022d. Remedial Design and Implementation Plan – Parcel 11, Former Ford Aeronutronic Facility, Newport Beach, California, March 24.

Wood, 2022e. Feasibility Study and Remedial Action Plan – Parcel 13, Former Ford Aeronutronic Facility, Newport Beach, California, April 27.

Wood, 2022f. Final Revised Indoor Air Monitoring Plan for Properties in Parcels 4, 6, and 8, Former Ford Aeronutronics Facility, 1000 Ford Road, Newport Beach, California, May 24.

Wood, 2022g. Addendum to the Remedial Design and Implementation Plan – Parcel 11, Former Ford Aeronutronics Property, 1000 Ford Road, Newport Beach, California, June 6.

Wood, 2022h. Initial Soil Gas Probe and Perimeter Soil Gas Trend Evaluation, Former Ford Aeronutronics Facility, Newport Beach, California, June 14.

Wood, 2022i. Summary of Results and Addendum to the Proposed Additional Assessment Activities - North Area, Former Ford Aeronutronics Property, 1000 Ford Road, Newport Beach, California, July 15.

Wood, 2022j. Subject: Re: Former Ford Aeronutronics Facility: Comments on "Proposed Additional Assessment Activities – Parcel 12" for Former Ford Aeronutronics Facility, 1000 Ford Road, Newport Beach, California, July 21.

Wood, 2022k. Proposal for a Reduced Soil Gas Monitoring Program, Former Ford Aeronutronics Facility, Newport Beach, California, July 29.

Wood, 2022l. Draft Feasibility Study – Parcel 2, Former Ford Aeronutronic Facility, 1000 Ford Road, Newport Beach, California, August 29.

Wood, 2022m. Remedial Design and Implementation Plan – Parcel 13, Former Ford Aeronutronic Property, Newport Beach, California, September 1.

Wood, 2022n. Results and Addendum to the Proposed Additional Assessment Activities – Parcel 12, Former Ford Aeronutronics Property, 1000 Ford Road, Newport Beach, California, September 7.

Wood, 2022o. Feasibility Study – Parcels 16 and 22, Former Ford Aeronutronic Facility, 1000 Ford Road, Newport Beach, California, September 23.

Wood, 2022p. Feasibility Study – Parcel 1, Former Aeronutronic Facility, 1000 Ford Road, Newport Beach, California, October 25.

WSP USP Environment & Infrastructure Inc. (WSP), 2022a. Human Health Risk Assessment Addendum No. 1 – Parcel 12, Former Ford Aeronutronic Facility, Newport Beach, California, October 24.

WSP, 2022b. Human Health Risk Assessment Addendum No. 1 – Parcel 2, Former Ford Aeronutronic Facility, Newport Beach, California, October 25.

WSP, 2022c. Human Health Risk Assessment Addendum No. 1 – Parcel 13, Former Ford Aeronutronic Facility, Newport Beach, California, October 31.

WSP, 2022d, Proposed Liberty Baptist Church Soil Gas Probe Destruction, Former Ford Aeronutronic Facility, Newport Beach, California, December 6.

TABLES

TABLE 1

WELL CONSTRUCTION DETAILS

Former Ford Aeronutronic Property

Newport Beach, California

Well ID	Date Installed	Date Destroyed	Northing	Easting	Top of Casing Elevation (feet NAVD88)	Ground Surface Elevation (feet NAVD88)	Depth of Borehole (feet bgs)	Borehole diameter (inches)	Casing Diameter (inches)[1]	Screen Slot Size (inches)	Screen Interval (feet bgs)	
											Top	Bottom
Big Canyon Arroyo												
W5T3	7/17/1992	NA	2176512.70	6068524.66	165.99	163.98	65	10	4	0.010	53	63
IW-7	2002	NA	2176590.82	6068401.18	165.77	NA	53	NA	2	0.020	33	53
P-12B	5/18/1998	NA	2176559.26	6068331.43	164.71	NA	74	8	2	0.010	59	74
P-14	5/16/1994	NA	2176514.81	6068515.44	165.44	163.30	70	8	2	0.010	55	70
P-15	5/16/1994	NA	2176520.60	6068496.02	165.70	163.90	70	8	2	0.010	55	70
P-16	2/27/1995	NA	2176490.69	6067233.06	86.37	NA	35	6	2	0.010	19	34
P-17	2/27/1995	NA	2176655.59	6067099.85	92.99	NA	30	6	2	0.010	15	30
P-46	2001	NA	2180479.88	6071083.95	67.79	NA	50	NA	NA	NA	39	49
P-47	7/23/2014	NA	2178969.26	6069285.79	78.08	78.42	45	6	2	0.020	33.7	38.2
P-48	7/21/2014	NA	2178276.00	6069910.53	65.50	65.90	94	6	2	0.020	83.68	88.28
P-49	11/19/2015	NA	2180167.80	6070611.84	43.33	43.33	24	8	2	0.020	13.2	22.7
P-50	11/20/2015	NA	2180565.35	6070179.42	33.17	33.17	13	8	2	0.020	7.4	11.9
P-51	11/20/2015	NA	2180048.17	6071064.01	25.30	25.30	14	8	2	0.020	7.0	12.6
North Area												
P-32	1997	NA	2179907.53	6070603.80	89.39	NA	50	NA	NA	NA	34.5	49.5
P-34	5/12/1998	NA	2176409.72	6066910.31	209.65	207.29	68.5	8	2	0.010	57	67
P-35	5/11/1998	NA	2176590.70	6066812.70	195.22	192.72	53.5	8	2	0.010	43	53
P-40	5/14/1998	NA	2176386.63	6066820.81	114.54	112.15	33.5	8	2	0.010	22	32
P-41	5/13/1998	NA	2176488.07	6065858.61	128.04	125.64	59.5	8	2	0.010	47.5	57.5
P-42[2]	5/14/1998	5/23/2018	2176552.13	6065469.51	96.42	96.73	30	8	2	0.010	15	25
P-42A	5/22/2018	NA	2180120.33	6071072.74	98.70	95.23	30.0	6	2	0.010	19.7	29.7
P-45	3/2/1999	NA	2177303.86	6064958.00	119.52	117.60	77	NA	2	0.010	65	75
P-52	11/14/2018	NA	2180996.69	6071064.27	62.01	59.73	25.0	8	2	0.010	18.6	23.3
P-53	11/15/2018	NA	2181026.86	6071416.45	44.56	44.90	20.0	8	2	0.010	13.2	17.8
P-54	11/14/2018	NA	2182169.25	6071090.57	37.90	35.40	18.0	8	2	0.010	11.3	16.0
P-55	11/1/2018	NA	2183435.33	6070838.59	27.88	28.41	21.0	8.5	2	0.010	14.7	19.4

TABLE 1

WELL CONSTRUCTION DETAILS

Former Ford Aeronutronic Property

Newport Beach, California

Well ID	Date Installed	Date Destroyed	Northing	Easting	Top of Casing Elevation (feet NAVD88)	Ground Surface Elevation (feet NAVD88)	Depth of Borehole (feet bgs)	Borehole diameter (inches)	Casing Diameter (inches)[1]	Screen Slot Size (inches)	Screen Interval (feet bgs)	
											Top	Bottom
P-56	8/20/2020	NA	2179281.23	6069471.51	189.28	189.69	88.0	8 (0-70') 6 (70'-88')	2	0.010	83	88
P-57	2/23/2022	NA	2179190.59	6069347.34	199.70	200.49	60.0	8	2	0.010	43	53
P-58	2/22/2022	NA	2179076.12	6069261.49	201.23	201.81	61.5	8	2	0.010	45	55
P-59	2/23/2022	NA	2179178.94	6069074.74	200.06	200.64	56.5	8	2	0.010	44	54
P-60	2/25/2022	NA	2179400.61	6069231.91	197.95	198.73	61.5	8	2	0.010	48	58
P-61	4/19/2022	NA	2179747.09	6068963.58	199.03	199.28	69.0	8	2	0.010	53	68
P-62	6/14/2022	NA	2178676.70	6069796.67	196.28	196.60	47.5	8	2	0.010	37	47
P-63	6/15/2022	NA	2179256.59	6069691.02	183.50	183.92	46.5	8	2	0.010	30	40
P-64	6/16/2022	NA	2179170.99	6069943.83	175.38	175.85	36.5	8	2	0.010	24	34
W2C1	7/20/1992	NA	2179549.06	6069847.40	162.92	161.23	35.0	10	4	0.010	24.5	34.5
W2C3	1992	NA	2179723.68	6069381.87	186.94	185.13	63.0	10	4	0.010	53	63

Notes

1. All groundwater monitoring wells are constructed of Schedule 40 polyvinyl chloride well casing.
2. Well blocked (not functional) and was abandoned; well replaced by well P-42A.

Abbreviations

' = feet
bgs = below ground surface
NA = Not available
NAVD88 = North American Vertical Datum of 1988

TABLE 2

DEPTH TO GROUNDWATER AND GROUNDWATER ELEVATIONS

Former Ford Aeronutronic Property

Newport Beach, California

Well ID	Date	Measuring Point Elevation[1]	Depth to Water (feet BTOC)	Groundwater Elevation
Big Canyon Arroyo Area				
W5T3	10/24/2022	165.99	46.83	119.16
IW-7	10/24/2022	165.77	49.83	115.94
P-12B	10/24/2022	164.71	54.78	109.93
P-14	10/24/2022	165.44	46.80	118.64
P-15	10/24/2022	165.70	49.51	116.19
P-16	10/24/2022	86.37	15.61	70.76
P-17	10/24/2022	92.07	13.75	78.32
P-46	10/24/2022	67.34	20.94	46.40
P-47	10/24/2022	78.08	33.32	44.76
P-48	10/24/2022	65.50	19.65	45.85
P-49	10/24/2022	43.33	10.70	32.63
P-50	10/24/2022	33.17	4.24	28.93
P-51	10/24/2022	25.30	9.64	15.66
North Area				
P-32	10/24/2022	89.39	33.46	55.93
P-34	10/24/2022	209.65	53.80	155.85
P-35	10/24/2022	195.22	36.27	158.95
P-40	10/24/2022	114.54	28.89	85.65
P-41	10/24/2022	128.04	48.22	79.82
P-42A	10/24/2022	98.70	25.68	73.02
P-45	10/24/2022	119.52	26.85	92.67
P-52	10/27/2022	62.01	20.45	41.56
P-53	10/24/2022	44.56	13.29	31.27
P-54	10/24/2022	37.90	13.35	24.55
P-55	10/24/2022	27.88	14.30	13.58
P-56	10/24/2022	189.28	44.90	144.38
P-57	10/24/2022	199.70	48.51	151.19
P-58	10/24/2022	201.23	47.12	154.11
P-59	10/24/2022	200.06	46.67	153.39
P-60	10/24/2022	197.95	50.35	147.60
P-61	10/24/2022	199.03	60.28	138.75
P-62	10/24/2022	196.28	39.71	156.57
P-63	10/24/2022	183.50	35.03	148.47
P-64	10/24/2022	175.38	27.68	147.70
W2C1	10/24/2022	162.92	26.03	136.89
W2C3	10/24/2022	186.94	53.45	133.49

Note

1. Calvada Surveying surveyed monitoring wells P-42A on May 30, 2018; P-56 on November 24, 2020; P-57 through P-60 on March 7, 2022; P-61 on April 22, 2022; and P-62 through P-64 on June 23, 2022. P-17 and P-46 were resurveyed on March 7, 2022.
   All other Site monitoring well locations were resurveyed by HB Land Surveying on April 10, 2006.
   Elevations are referenced to the North American Vertical Datum of 1988 (NAVD88).

Abbreviation

BTOC = below top of casing

TABLE 3

SUMMARY OF GROUNDWATER WATER FIELD PARAMETERS [1]

Former Ford Aeronutronic Property

Newport Beach, California

Well ID	Date	pH	Specific Electrical Conductance (mS/cm)	ORP (mV)	DO (mg/L)	Temperature (degrees Celsius)
Big Canyon Arroyo Area						
P-12B	10/24/2022	6.55	11,325	-179.3	0.49	23.0
P-16	10/31/2022	6.38	11,070	-37.4	0.85	22.2
P-46	10/31/2022	6.60	10,445	-132.2	0.47	21.7
P-47	10/25/2022	6.73	9,841	70.8	0.23	23.8
P-48	10/31/2022	7.24	8,856	-225.9	0.47	21.2
P-49	10/25/2022	6.77	8,811	82.7	-0.08	20.8
P-50	10/26/2022	6.70	7,725	-58.9	2.33	23.1
P-51	10/25/2022	6.61	7,538	-50.5	0.11	24.0
North Area						
P-32	10/28/2022	6.72	4,128	62.4	0.76	19.9
P-34	8/23/2022	6.97	2,825	68.4	3.43	21.5
	10/26/2022	6.77	3,036	119.9	4.26	22.5
P-35	10/25/2022	6.41	3,831	55.6	4.35	23.0
P-40	10/24/2022	6.87	2,912	117.5	3.01	22.3
P-41	10/25/2022	6.62	4,583	80.6	6.28	22.7
P-42A	10/28/2022	6.59	6,334	10.5	0.10	20.5
P-52	10/27/2022	6.81	4,741	43.2	0.04	22.4
P-53	10/27/2022	7.12	4,426	27.7	-0.01	20.0
P-54	10/24/2022	--	--	--	--	--
P-55	10/25/2022	6.65	15,169	-51.2	1.11	23.5
	10/27/2022	6.95	14,011	-5.6	1.68	23.4
P-56	8/23/2022	6.57	10,582	89.6	0.51	21.9
	10/26/2022	6.45	12,099	-11.2	0.60	22.6
P-57	8/23/2022	6.97	2,479	110.4	4.65	21.8
	10/27/2022	6.72	2,783	159.4	5.21	22.0
P-58	8/24/2022	6.93	2,693	112.3	6.55	21.3
	10/27/2022	6.83	3,010	136.3	6.94	21.5
P-59	8/25/2022	7.04	1,701	107.6	5.74	22.0
	10/27/2022	6.96	1,904	146.0	6.08	21.9
P-60	8/24/2022	7.01	1,814	100.5	4.20	22.8
	10/28/2022	7.03	2,050	108.6	4.72	22.8
P-61	8/24/2022	6.87	2,215	92.6	4.63	22.1
	10/28/2022	6.90	2,215	129.2	5.05	22.0
P-62	8/25/2022	6.64	4,423	140.0	4.19	21.8
	10/26/2022	6.95	4,946	96.9	6.20	21.6
P-63	8/25/2022	6.64	3,194	111.2	4.64	20.7
	10/26/2022	6.69	3,387	101.6	4.07	21.3
P-64	8/25/2022	6.69	2,038	129.7	5.72	20.3
	10/26/2022	6.73	2,173	106.2	4.93	21.3

TABLE 3

SUMMARY OF GROUNDWATER WATER FIELD PARAMETERS [1]

Former Ford Aeronutronic Property

Newport Beach, California

Well ID	Date	pH	Specific Electrical Conductance (mS/cm)	ORP (mV)	DO (mg/L)	Temperature (degrees Celsius)
W2C1	8/22/2022	6.88	1,960	135.1	5.85	21.9
	10/24/2022	7.05	1,712	94.3	5.65	23.4
W2C3	8/22/2022	6.95	2,346	104.3	6.96	23.6
	10/24/2022	7.10	2,376	98.5	6.75	23.9

Note

1. Field parameters were measured from purge water immediately prior to sampling for groundwater samples.

Abbreviations

-- = not sampled
DO = dissolved oxygen
mg/L = milligrams per liter
mS/cm = milliSiemens/centimeter
mV = millivolts
ORP = oxidation-reduction potential

TABLE 4

GROUNDWATER MONITORING SAMPLING RESULTS
Former Ford Aeronutronic Property
Newport Beach, California

Sampling Location	Sample ID	Date Sampled	Volatile Organic Compounds [1] (µg/L)									Organic Compounds [1] (µg/L)	Dissolved Gases [1] (µg/L)				Anions [1] (mg/L)				Dissolved Metals [1] (mg/L)	
			1,1-DCE	1,1-DCA	1,2-DCA	cis-1,2-DCE	trans-1,2-DCE	PCE	1,1,1-TCA	TCE	Vinyl chloride	1,4-Dioxane	Carbon Dioxide	Methane	Ethane	Ethylene	Nitrite	Nitrate	Sulfate	Chloride	Iron	Manganese
Big Canyon Arroyo Area																						
P-12B	P-12B	10/24/2022	<10	**8.9 J [2]**	<5.0	**9.9 J**	<10	<10	<10	<10	**37**	**41**	--	--	--	--	--	--	--	--	--	--
P-16	P-16	10/31/2022	**28**	**9.6**	<1.0	**83**	**17**	<2.0	<2.0	**190**	**3.5**	**25**	--	--	--	--	--	--	--	--	--	--
P-46	P-46	10/31/2022	**7.8**	**3.6**	<1.0	**44**	**27**	<2.0	<2.0	**26**	**1.3**	**13**	--	--	--	--	--	--	--	--	--	--
P-47	P-47	10/25/2022	<1.0	<1.0	<0.50	<1.0	<1.0	<1.0	<1.0	<1.0	<0.50	<0.50	--	--	--	--	--	--	--	--	--	--
P-48	P-48	10/31/2022	**1.2 J**	<2.0	<1.0	**14**	<2.0	<2.0	<2.0	**1.2 J**	<1.0	**6.6**	--	--	--	--	--	--	--	--	--	--
P-49	P-49	10/25/2022	**5.0**	**2.9**	<0.50	**24**	**2.8**	<1.0	<1.0	**53**	**0.49 J**	**11**	--	--	--	--	--	--	--	--	--	--
	P-49-DUP	10/25/2022	**4.8**	**2.8**	<0.50	**24**	**2.8**	<1.0	<1.0	**51**	**0.44 J**	**8.9**	--	--	--	--	--	--	--	--	--	--
P-50	P-50	10/26/2022	<1.0	<1.0	<0.50	<1.0	<1.0	<1.0	<1.0	<1.0	<0.50	<0.50	--	--	--	--	--	--	--	--	--	--
P-51	P-51	10/25/2022	<1.0	<1.0	<0.50	<1.0	<1.0	<1.0	<1.0	1.0 U	<0.50	<0.50	--	--	--	--	--	--	--	--	--	--
North Area																						
P-32	P-32	10/28/2022	**0.85 J**	<1.0	<0.50	<1.0	<1.0	**2.9**	<1.0	**26**	<0.50	<0.50	--	--	--	--	--	--	--	--	--	--
	P-32-DUP	10/28/2022	**0.95 J**	<1.0	<0.50	<1.0	<1.0	**2.8**	<1.0	**27**	<0.50	<0.50	--	--	--	--	--	--	--	--	--	--
P-34	P-34	8/23/2022	**2.4**	<1.0	<0.50	<1.0	<1.0	**2.6**	<1.0	**13**	<0.50	<0.50	**3,900**	<1.0	<1.0	<1.0	<0.10	**6.8**	**450**	**380**	<0.50	<0.050
	P-34	10/26/2022	**1.5**	<1.0	<0.50	<1.0	<1.0	**2.6**	<1.0	**11**	<0.50	<0.50	**26,000**	<1.0	<1.0	<1.0	<0.10	**0.14**	0.24 U	<1.0	<0.50	<0.050
P-35	P-35	10/25/2022	**2.9**	<1.0	**4.7**	<1.0	<1.0	<1.0	<1.0	**12**	<0.50	<0.50	--	--	--	--	--	--	--	--	--	--
P-40	P-40	10/24/2022	**2.4**	<1.0	**0.49 J**	**0.53 J**	<1.0	**8.6**	<1.0	**44**	<0.50	<0.50	--	--	--	--	--	--	--	--	--	--
P-41	P-41	10/25/2022	**1.0**	<1.0	**0.29 J**	<1.0	<1.0	<1.0	<1.0	**25**	<0.50	<0.50	--	--	--	--	--	--	--	--	--	--
P-42A	P-42A	10/28/2022	<1.0	<1.0	<0.50	<1.0	<1.0	<1.0	<1.0	<1.0	<0.50	<0.50	--	--	--	--	--	--	--	--	--	--
P-52	P-52	10/27/2022	**1.6**	<1.0	**0.74**	<1.0	<1.0	**0.91 J**	<1.0	**70**	<0.50	**0.71**	--	--	--	--	--	--	--	--	--	--
P-53	P-53	10/27/2022	<1.0	<1.0	<0.50	<1.0	<1.0	<1.0	<1.0	<1.0	<0.50	**1.4**	--	--	--	--	--	--	--	--	--	--
P-54	P-54	12/15/2022	<1.0	<1.0	<0.50	**2.0**	<1.0	<1.0	<1.0	**11**	<0.50	**2.2**	--	--	--	--	--	--	--	--	--	--
	P-54-DUP	12/15/2022	<1.0	<1.0	<0.50	**2.1**	<1.0	<1.0	<1.0	**12**	<0.50	**1.7**	--	--	--	--	--	--	--	--	--	--
P-55	P-55	10/25/2022	<1.0	<1.0	<0.50	**2.5**	<1.0	<1.0	<1.0	**2.8 J+**	<0.50	<0.50	--	--	--	--	--	--	--	--	--	--
	P-55	10/27/2022	<1.0	<1.0	<0.50	**2.3**	<1.0	<1.0	<1.0	**3.0**	<0.50	**0.88**	--	--	--	--	--	--	--	--	--	--
P-56	P-56	8/23/2022	<1.0	<1.0	<0.50	<1.0	<1.0	<1.0	<1.0	**17**	<0.50	**2.1**	**6,500**	**82**	<1.0	**2.2**	<0.50	**11**	**1,200**	**3,100**	**0.083 J**	**0.30**
	P-56	10/26/2022	<1.0	<1.0	<0.50	<1.0	<1.0	<1.0	<1.0	**18**	<0.50	**1.2**	**40,000**	**38**	<1.0	**0.97 J**	<0.10	**13**	**1,100**	**2,800**	<0.50	**0.25**
P-57	P-57	8/23/2022	**0.44 J**	<1.0	<0.50	<1.0	<1.0	**2.9**	<1.0	**20**	<0.50	**0.68**	**6,500**	<1.0 UJ	<1.0 UJ	<1.0 UJ	<0.10	**3.9**	**470**	**190**	<0.50	**0.014 J**
	P-57	10/27/2022	**0.47 J**	<1.0	<0.50	<1.0	<1.0	**2.0**	<1.0	**21**	<0.50	**0.92**	**34,000**	**0.31 J**	<1.0	<1.0	<0.10	**3.7**	**430**	**170**	**0.15 J**	**0.0046 J**
P-58	P-58	8/24/2022	**0.95 J**	<1.0	<0.50	<1.0	<1.0	**2.4**	<1.0	**24**	<0.50	<0.50	**22,000**	**0.13 J**	<1.0	<1.0	<0.10	**6.5**	**600**	**260**	<0.50	**0.030 J**
	P-58-DUP	8/24/2022	**0.88 J**	<1.0	<0.50	<1.0	<1.0	**2.3**	<1.0	**22**	<0.50	<0.50	**24,000**	<1.0	<1.0	<1.0	<0.10	**6.4**	**610**	**260**	<0.50	**0.033 J**
	P-58	10/27/2022	**0.96 J**	<1.0	<0.50	<1.0	<1.0	**2.8**	<1.0	**26**	<0.50	<0.50	**25,000**	<1.0	<1.0	<1.0	<0.10	**6.1**	**530**	**250**	<0.50	**0.023 J**
	P-58-DUP	10/27/2022	**0.79 J**	<1.0	<0.50	<1.0	<1.0	**2.3**	<1.0	**24**	<0.50	<0.50	**26,000**	<1.0	<1.0	<1.0	<0.10	**6.2**	**540**	**250**	<0.50	**0.022 J**
P-59	P-59	8/25/2022	<1.0	<1.0	<0.50	<1.0	<1.0	<1.0	<1.0	**4.2**	<0.50	<0.50	**20,000**	<1.0 UJ	<1.0 UJ	<1.0 UJ	<0.10	**3.4**	**260**	**110**	<0.50	<0.050
	P-59	10/27/2022	<1.0	<1.0	<0.50	<1.0	<1.0	<1.0	<1.0	**4.8**	<0.50	<0.50	**20,000**	<1.0	<1.0	<1.0	<0.10	**3.6**	**250**	**110**	<0.50	**0.0026 J**
P-60	P-60	8/24/2022	<1.0	<1.0	<0.50	<1.0	<1.0	<1.0	<1.0	**12**	<0.50	<0.50	**19,000**	<1.0	<1.0	<1.0	<0.10	**4.0**	**300**	**150**	<0.50	<0.050
	P-60	10/28/2022	<1.0	<1.0	<0.50	<1.0	<1.0	<1.0	<1.0	**12**	<0.50	<0.50	**20,000**	<1.0	<1.0	<1.0	<0.10	**3.8**	**320**	**160**	<0.50	**0.0015 J**
P-61	P-61	8/24/2022	**0.85 J**	<1.0	<0.50	<1.0	<1.0	<1.0	<1.0	**7.3**	<0.50	<0.50	**18,000**	**0.11 J**	<1.0	<1.0	<0.10	**5.2**	**400**	**190**	**0.013 J**	**0.0074 J**
	P-61	10/28/2022	**0.86 J**	<1.0	<0.50	<1.0	<1.0	<1.0	<1.0	**9.3**	<0.50	<0.50	**20,000**	1.0 U	<1.0	<1.0	<0.10	**4.7**	**320**	**160**	**0.46 J**	**0.012 J**
P-62	P-62	8/25/2022	**0.43 J**	<1.0	<0.50	<1.0	<1.0	<1.0	<1.0	**5.8**	<0.50	<0.50	**36,000**	<1.0 UJ	<1.0 UJ	<1.0 UJ	<0.10	**5.1**	**500**	**900**	**0.017 J**	**0.065**
	P-62	10/26/2022	<1.0	<1.0	<0.50	<1.0	<1.0	<1.0	<1.0	**2.8**	<0.50	<0.50	**7,600**	<1.0	<1.0	<1.0	<0.10	**5.5**	**510**	**1000**	<0.50	**0.010 J**
P-63	P-63	8/25/2022	**3.8**	<1.0	**1.4**	**0.81 J**	<1.0	**0.84 J**	<1.0	**56**	<0.50	<0.50	**38,000**	<1.0 UJ	<1.0 UJ	<1.0 UJ	<0.10	**8.6**	**530**	**420**	<0.50	**0.015 J**
	P-63	10/26/2022	**3.4**	<1.0	**1.7**	**0.87 J**	<1.0	**0.67 J**	<1.0	**52**	<0.50	<0.50	**31,000**	<1.0	<1.0	<1.0	<0.10	**4.9**	**550**	**440**	<0.50	**0.010 J**
P-64	P-64	8/25/2022	**1.3**	<1.0	**0.54**	**0.46 J**	<1.0	**1.4**	<1.0	**14**	<0.50	<0.50	**22,000**	<1.0 UJ	<1.0 UJ	<1.0 UJ	<0.10	**1.9**	**360**	**220**	<0.50	**0.021 J**
	P-64	10/26/2022	**1.4**	<1.0	**0.51**	<1.0	<1.0	**1.4**	<1.0	**13**	<0.50	<0.50	**26,000**	<1.0	<1.0	<1.0	<0.10	**1.9**	**360**	**220**	<0.50	**0.0089 J**

TABLE 4

GROUNDWATER MONITORING SAMPLING RESULTS
Former Ford Aeronutronic Property
Newport Beach, California

Sampling Location	Sample ID	Date Sampled	Volatile Organic Compounds [1] (µg/L)									Organic Compounds [1] (µg/L)	Dissolved Gases [1] (µg/L)				Anions [1] (mg/L)				Dissolved Metals [1] (mg/L)	
			1,1-DCE	1,1-DCA	1,2-DCA	cis-1,2-DCE	trans-1,2-DCE	PCE	1,1,1-TCA	TCE	Vinyl chloride	1,4-Dioxane	Carbon Dioxide	Methane	Ethane	Ethylene	Nitrite	Nitrate	Sulfate	Chloride	Iron	Manganese
W2C1	W2C1	8/22/2022	**1.7**	<1.0	**0.51**	<1.0	<1.0	**6.4**	<1.0	**17**	<0.50	**1.2**	**18,000**	**0.12 J**	<1.0	<1.0	<0.10	**4.4**	**300**	**260**	**0.013 J**	**0.020 J**
	W2C1	10/24/2022	**1.5**	<1.0	<0.50	<1.0	<1.0	**5.7**	<1.0	**14**	<0.50	**0.99**	**11,000**	**0.17 J**	<1.0	<1.0	<0.10	**3.7**	**230**	**200**	<0.50	<0.050
W2C3	W2C3	8/22/2022	**1.1**	<1.0	<0.50	<1.0	<1.0	**1.1**	<1.0	**29**	<0.50	<0.50	**19,000**	<1.0	<1.0	<1.0	<0.10	**6.1**	**360**	**320**	**0.016 J**	<0.050
	W2C3	10/24/2022	**1.2**	<1.0	<0.50	<1.0	<1.0	**1.1**	<1.0	**31**	<0.50	<0.50	**17,000**	<1.0	<1.0	<1.0	<0.10	**6.3**	**320**	**300**	<0.50	<0.050

Notes
1. Samples were collected and analyzed for VOCs, 1,4-Dioxane, select dissolved gases, select anions, and select dissolved metals by U.S. EPA Methods 8260B, 8270C SIM, RSK-175, 300.0, and 6010B, respectively, by Eurofins Calscience LLC. of Tustin, California.
2. Analyte detections are shown in **bold.**

Abbreviations
< = The constituent was not detected at or above the laboratory reporting limit shown.
µg/L = micrograms per liter
-- = not analyzed
DCA = dichloroethane
DCE = dichloroethene
DUP = duplicate sample.
J + = The result is an estimated quantity, biased high. The associated numerical value is the approximate concentration of the analyte in the sample.
J = The result is an estimated quantity. The associated numerical value is the approximate concentration of the analyte in the sample.
PCE = tetrachloroethene
SIM = selective ion monitoring
TCA = trichloroethane
TCE = trichloroethene
U = The analyte was analyzed for, but was not detected above the level of the reported sample quantitation limit.
UJ = The analyte was analyzed for, but was not detected. The reported quantitation limit is approximate and may be inaccurate or imprecise.
U.S. EPA = U.S. Environmental Protection Agency
VOCs = volatile organic compounds

TABLE 5

SURFACE WATER SAMPLING RESULTS
Former Ford Aeronutronic Property
Newport Beach, California

Sampling Location	Sample ID	Date Sampled	Volatile Organic Compounds (µg/L)								
			1,1-DCE	1,1-DCA	1,2-DCA	cis-1,2-DCE	trans-1,2-DCE	PCE	1,1,1-TCA	TCE	Vinyl Chloride
Bonita Creek Area											
No surface water samples were collected during the second semi-annual period of 2022. Historical results are included in Appendix A, Table A-3.											

Abbreviations
µg/L = micrograms per liter
DCA = dichloroethane
DCE = dichloroethene
PCE = tetrachloroethene
TCA = trichloroethane
TCE = trichloroethene

TABLE 6

SOIL GAS PROBE CONSTRUCTION
Former Ford Aeronutronics Facility
Newport Beach, California

Sampling Location	Parcel Number	Sample Depth [1] (feet bgs)	Date Installed	Date Destroyed	Reporting Period(s)Sampled [2]	Boring Diameter (inches) [3]	Probe Length (inches) and Material	Tubing Diameter (inches) and Material	Sand Pack Interval (feet bgs)
North Area Soil Gas Probes									
SG-8	13	5.0	05/23/2018	NA	2Q18, 3Q18, 1Q19, 3Q19, 1Q20, 3Q20, 1S21, 2S21, 1S22, 2S22	6.0/2.5	1 Stainless Steel	0.25 Teflon	4.5-5.5
SG-8	13	15.0	05/23/2018	NA	2Q18, 3Q18, 1Q19	2.5	1 Stainless Steel	0.25 Teflon	14.5-15.5
SG-9	ROW	5.0	06/07/2018	07/13/2021	2Q18, 3Q18, 1Q19, 3Q19, 1Q20, 3Q20, 1S21	6.0/2.5	1 Stainless Steel	0.25 Teflon	4.5-5.5
SG-9	ROW	15.0	06/07/2018	07/13/2021	2Q18, 3Q18, 1Q19, 3Q19, 1Q20, 3Q20, 1S21	2.5	1 Stainless Steel	0.25 Teflon	14.5-15.5
SG-9A	ROW	5.0	08/23/2021	NA	2S21, 1S22, 2S22	6.0/3.25	3 Stainless Steel	0.25 Teflon	4.5-5.5
SG-9A	ROW	15.0	08/23/2021	NA	2S21, 1S22, 2S22	3.25	3 Stainless Steel	0.25 Nylaflow	14.5-15.5
SG-10	ROW	5.0	06/07/2018	07/13/2021	2Q18, 3Q18, 1Q19, 3Q19, 1Q20, 3Q20, 1S21	6.0/2.0	1 Stainless Steel	0.25 Teflon	4.5-5.5
SG-10	ROW	15.0	06/07/2018	07/13/2021	2Q18, 3Q18, 1Q19, 3Q19, 1Q20, 3Q20, 1S21	2.0	1 Stainless Steel	0.25 Teflon	14.5-15.5
SG-10A	ROW	5.0	08/23/2021	NA	2S21, 1S22, 2S22	6.0/3.25	3 Stainless Steel	0.25 Teflon	4.5-5.5
SG-10A	ROW	15.0	08/23/2021	NA	2S21, 1S22, 2S22	3.25	3 Stainless Steel	0.25 Teflon	14.5-15.5
SG-11	ROW	5.0	05/23/2018	03/18/2022	2Q18, 3Q18, 1Q19, 3Q19, 1Q20, 3Q20, 1S21, 2S21, 1S22	6.0/2.5	1 Stainless Steel	0.25 Teflon	4.5-5.5
SG-11	ROW	15.0	05/23/2018	03/18/2022	2Q18, 3Q18, 1Q19, 3Q19, 1Q20	2.5	1 Stainless Steel	0.25 Teflon	14.5-15.5
SG-11A	ROW	5.0	03/18/2022	NA	2S22	6.5/3.25	3 Stainless Steel	0.25 Teflon	4.5-5.5
SG-11A	ROW	15.0	03/18/2022	NA	2S22	2.25	3 Stainless Steel	0.25 Teflon	14.5-15.5
SG-12	ROW	5.0	05/23/2018	NA	2Q18, 3Q18, 1Q19, 3Q19, 1Q20, 3Q20, 1S21, 2S21, 1S22, 2S22	6.0/2.5	1 Stainless Steel	0.25 Teflon	4.5-5.5
SG-12	ROW	15.0	05/23/2018	NA	2Q18, 3Q18, 1Q19, 2S22	2.5	1 Stainless Steel	0.25 Teflon	14.5-15.5
SG-13	ROW	5.0	05/22/2018	NA	2Q18, 3Q18, 1Q19, 3Q19, 1Q20, 3Q20, 1S21, 2S21, 1S22, 2S22	6.0/2.5	1 Stainless Steel	0.25 Teflon	4.5-5.5
SG-13	ROW	15.0	05/22/2018	NA	2Q18, 3Q18, 1Q19, 3Q19, 1Q20, 3Q20, 1S21, 2S21, 1S22, 2S22	2.5	1 Stainless Steel	0.25 Teflon	14.5-15.5
SG-14	ROW	5.0	05/22/2018	NA	2Q18, 3Q18, 1Q19, 3Q19, 1Q20, 3Q20, 1S21, 2S21, 1S22, 2S22	6.0/2.5	1 Stainless Steel	0.25 Teflon	4.5-5.5
SG-14	ROW	15.0	05/22/2018	NA	2Q18, 3Q18, 1Q19, 3Q19, 1Q20, 3Q20, 1S21, 2S21, 1S22, 2S22	2.5	1 Stainless Steel	0.25 Teflon	14.5-15.5
SG-15	ROW	5.0	05/22/2018	NA	2Q18, 3Q18, 1Q19, 3Q19, 1Q20, 3Q20, 1S21, 1S22, 2S22	6.0/2.5	1 Stainless Steel	0.25 Teflon	4.5-5.5
SG-15	ROW	15.0	05/22/2018	NA	2Q18, 3Q18, 1Q19, 3Q19, 1Q20, 3Q20, 1S21, 2S21, 1S22, 2S22	2.5	1 Stainless Steel	0.25 Teflon	14.5-15.5
SG-30	13	5.0	07/27/2018	NA	3Q18, 1S22	2.5	1 Stainless Steel	0.25 Teflon	4.5-5.5
SG-30	13	15.0	07/27/2018	NA	3Q18, 1Q19, 3Q19, 1Q20, 1S21, 2S21, 1S22	2.5	1 Stainless Steel	0.25 Teflon	14.5-15.5
SG-31	13	5.0	07/24/2018	NA	3Q18, 1Q19, 3Q19, 1Q20, 3Q20, 1S21, 2S21, 1S22	6.0/2.25	1 Stainless Steel	0.25 Teflon	4.5-5.5
SG-31	13	15.0	07/24/2018	NA	3Q18, 3Q19	2.25	1 Stainless Steel	0.25 Teflon	14.5-15.5
SG-32	13	5.0	07/26/2018	NA	3Q18, 1Q19, 3Q19, 1Q20, 3Q20, 1S21, 2S21, 1S22, 2S22	6.0/2.25	1 Stainless Steel	0.25 Teflon	4.5-5.5
SG-32	13	15.0	07/26/2018	NA	3Q18, 1Q19, 2S22	2.25	1 Stainless Steel	0.25 Teflon	14.5-15.5
SG-33	13	5.0	07/24/2018	NA	3Q18, 1Q19, 2S22	6.0/2.25	1 Stainless Steel	0.25 Teflon	4.5-5.5
SG-33	13	15.0	07/24/2018	NA	3Q18, 1Q19	2.25	1 Stainless Steel	0.25 Teflon	14.5-15.5
SG-34	13	5.0	07/26/2018	NA	3Q18, 1Q19, 3Q19, 1Q20, 3Q20, 1S21, 2S21, 1S22, 2S22	6.0/2.25	1 Stainless Steel	0.25 Teflon	4.5-5.5
SG-34	13	15.0	07/26/2018	NA	3Q18, 1Q19, 3Q19, 1Q20, 3Q20, 1S21, 2S21, 1S22, 2S22	2.25	1 Stainless Steel	0.25 Teflon	14.5-15.5
SG-35	13	5.0	07/26/2018	NA	1S22, 2S22	6.0/2.25	1 Stainless Steel	0.25 Teflon	4.5-5.5
SG-35	13	15.0	07/26/2018	NA	3Q18, 1Q19, 3Q19, 1Q20, 3Q20, 1S21, 2S21, 2S22	2.25	1 Stainless Steel	0.25 Teflon	14.5-15.5
SG-36	13	5.0	07/24/2018	NA	3Q18, 1Q19, 3Q19, 1Q20, 3Q20, 1S21, 2S21, 1S22, 2S22	6.0/2.25	1 Stainless Steel	0.25 Teflon	4.5-5.5
SG-36	13	15.0	07/24/2018	NA	3Q18, 3Q19, 1Q20, 3Q20, 1S21, 1S22, 2S22	2.25	1 Stainless Steel	0.25 Teflon	14.5-15.5
SG-37	12	5.0	07/31/2018	NA	3Q18, 1Q19, 3Q19, 1Q20, 3Q20, 1S21, 2S21, 1S22, 2S22	6.0/2.25	1 Stainless Steel	0.25 Teflon	4.5-5.5
SG-37	12	15.0	07/31/2018	NA	3Q18, 1Q19, 3Q19, 3Q20, 1S21, 2S21, 1S22, 2S22	2.25	1 Stainless Steel	0.25 Teflon	14.5-15.5
SG-38	13	5.0	07/24/2018	NA	3Q18, 3Q19, 1Q20, 3Q20, 1S21, 2S21, 1S22, 2S22	6.0/2.25	1 Stainless Steel	0.25 Teflon	4.5-5.5

TABLE 6

SOIL GAS PROBE CONSTRUCTION
Former Ford Aeronutronics Facility
Newport Beach, California

Sampling Location	Parcel Number	Sample Depth [1] (feet bgs)	Date Installed	Date Destroyed	Reporting Period(s)Sampled [2]	Boring Diameter (inches) [3]	Probe Length (inches) and Material	Tubing Diameter (inches) and Material	Sand Pack Interval (feet bgs)
SG-38	13	15.0	07/24/2018	NA	3Q18, 1Q19, 3Q19, 1Q20, 1S22, 2S22	2.25	1 Stainless Steel	0.25 Teflon	14.5-15.5
SG-39	11	5.0	08/02/2018	NA	3Q18, 1Q19, 3Q19, 1Q20, 3Q20, 1S21, 2S21, 1S22, 2S22	6.0/2.25	1 Stainless Steel	0.25 Teflon	4.5-5.5
SG-39	11	15.0	08/02/2018	NA	3Q18, 1Q19, 3Q19, 1Q20, 2S21, 1S22, 2S22	2.25	1 Stainless Steel	0.25 Teflon	14.5-15.5
SG-40	11	5.0	08/02/2018	NA	3Q18, 1Q19, 3Q19, 1Q20, 3Q20, 1S21, 2S21, 1S22, 2S22	6.0/2.5/2.25	1 Stainless Steel	0.25 Teflon	4.5-5.5
SG-40	11	15.0	08/02/2018	NA	3Q18, 1Q19, 3Q19, 1Q20, 3Q20, 1S21, 2S21, 1S22, 2S22	2.25	1 Stainless Steel	0.25 Teflon	14.5-15.5
SG-41	13	5.0	07/24/2018	NA	3Q18, 1Q19, 3Q19, 1Q20, 3Q20, 1S21, 2S21, 1S22	6.0/2.25	1 Stainless Steel	0.25 Teflon	4.5-5.5
SG-41	13	15.0	07/24/2018	NA	3Q18, 1Q19, 3Q19, 1Q20, 1S21, 1S22	2.25	1 Stainless Steel	0.25 Teflon	14.5-15.5
SG-42	10	5.0	07/31/2018	NA	3Q18, 1Q19, 3Q19, 1Q20, 3Q20, 1S21, 2S21, 1S22, 2S22	6.0/2.5/2.25	1 Stainless Steel	0.25 Teflon	4.5-5.5
SG-42	10	15.0	07/31/2018	NA	3Q18, 1Q19, 3Q19, 1Q20, 3Q20, 1S21, 2S21, 1S22, 2S22	2.25	1 Stainless Steel	0.25 Teflon	14.5-15.5
SG-43	13	5.0	07/26/2018	NA	3Q18, 1Q19, 3Q19, 1Q20, 3Q20, 1S21, 2S21, 1S22, 2S22	6.0/2.25	1 Stainless Steel	0.25 Teflon	4.5-5.5
SG-43	13	15.0	07/26/2018	NA	3Q18, 1Q19, 3Q19, 1Q20, 3Q20, 1S21, 2S21, 1S22, 2S22	2.25	1 Stainless Steel	0.25 Teflon	14.5-15.5
SG-44	12	5.0	07/31/2018	NA	3Q18, 1Q19, 3Q19, 1Q20, 3Q20, 1S21, 2S21, 1S22	6.0/2.5/2.25	1 Stainless Steel	0.25 Teflon	4.5-5.5
SG-44	12	15.0	07/31/2018	NA	3Q18, 1Q19, 3Q19, 1Q20, 1S21, 2S21, 1S22	2.25	1 Stainless Steel	0.25 Teflon	14.5-15.5
SG-45	11	5.0	08/02/2018	NA	3Q18, 1Q19, 3Q19, 1Q20, 3Q20, 1S21, 2S21, 1S22, 2S22	6.0/2.5/2.25	1 Stainless Steel	0.25 Teflon	4.5-5.5
SG-45	11	15.0	08/02/2018	NA	3Q18, 1Q19, 3Q19, 1Q20, 3Q20, 1S21, 2S21, 1S22, 2S22	2.25	1 Stainless Steel	0.25 Teflon	14.5-15.5
SG-46	10	5.0	07/31/2018	NA	3Q18, 1Q19, 3Q19, 1Q20, 3Q20, 1S21, 2S21, 1S22	6.0/2.5/2.25	1 Stainless Steel	0.25 Teflon	4.5-5.5
SG-46	10	15.0	07/31/2018	NA	3Q18, 1Q19, 3Q19, 1Q20, 3Q20, 1S21, 2S21, 1S22	2.25	1 Stainless Steel	0.25 Teflon	14.5-15.5
SG-47	12	5.0	08/07/2018	NA	3Q18	6.0/3.25	1 Stainless Steel	0.25 Teflon	4.5-5.5
SG-47	12	10.0	08/07/2018	NA	3Q18	3.25	1 Stainless Steel	0.25 Teflon	9.5-10.5
SG-48	6	5.0	08/18/2018	NA	3Q18, 1Q19, 3Q19, 1Q20, 3Q20, 1S21, 2S21, 1S22	6.0/3.0/2.5	1 Stainless Steel	0.25 Teflon	4.5-5.5
SG-48	6	12.0	08/18/2018	NA	3Q18, 1Q19, 3Q19, 1Q20, 3Q20, 1S21, 2S21, 1S22	2.5	1 Stainless Steel	0.25 Teflon	11.5-12.5
SG-49	6	5.0	08/18/2018	NA	3Q18, 1Q19, 3Q19, 1Q20, 3Q20, 1S21, 2S21, 1S22	6.0/3.0/2.5	1 Stainless Steel	0.25 Teflon	4.5-5.5
SG-49	6	10.0	08/18/2018	NA	3Q18, 1S22	2.5	1 Stainless Steel	0.25 Teflon	9.5-10.5
SG-50	6	5.0	08/11/2018	NA	3Q18, 1Q19, 3Q19	6.0/3.0/2.5	1 Stainless Steel	0.25 Teflon	4.5-5.5
SG-50	6	15.0	08/11/2018	NA	3Q18, 1Q19, 3Q19, 1Q20, 3Q20, 1S21, 2S21, 1S22	2.5	1 Stainless Steel	0.25 Teflon	14.5-15.5
SG-51	6	5.0	08/11/2018	NA	3Q18, 1Q19, 3Q19, 1Q20, 3Q20, 1S21, 2S21, 1S22	2.5	1 Stainless Steel	0.25 Teflon	4.5-5.5
SG-51	6	15.0	08/11/2018	NA	3Q18, 1Q19, 3Q19, 3Q20, 1S21, 2S21, 1S22	2.5	1 Stainless Steel	0.25 Teflon	14.5-15.5
SG-52	6	5.0	08/18/2018	NA	3Q18, 1Q19, 3Q19, 1Q20, 3Q20, 1S21, 2S21, 1S22, 2S22	6.0/3.0/2.5	1 Stainless Steel	0.25 Teflon	4.5-5.5
SG-52	6	14.5	08/18/2018	NA	3Q18, 1Q19, 3Q19, 1Q20, 3Q20, 1S21, 2S21, 1S22, 2S22	2.5	1 Stainless Steel	0.25 Teflon	14.0-15.0
SG-53	6	5.0	08/11/2018	NA	3Q18, 1Q19, 2S21, 1S22, 2S22	6.0/3.0/2.5	1 Stainless Steel	0.25 Teflon	4.5-5.5
SG-53	6	15.0	08/11/2018	NA	3Q18, 1Q19, 3Q19, 1Q20, 3Q20, 1S21, 2S21, 1S22, 2S22	2.5	1 Stainless Steel	0.25 Teflon	14.5-15.5
SG-54	6	5.0	08/11/2018	NA	3Q18, 1Q19, 3Q19, 1Q20, 3Q20, 1S21, 2S22	6.0/3.0/2.5	1 Stainless Steel	0.25 Teflon	4.5-5.5
SG-54	6	15.0	08/11/2018	NA	3Q18, 3Q19, 1Q20, 3Q20, 1S21, 2S21, 1S22, 2S22	2.5	1 Stainless Steel	0.25 Teflon	14.5-15.5
SG-55	ROW	5.0	06/26/2018	NA	3Q18, 1Q19, 3Q19, 1Q20, 1S21, 2S21, 1S22	6.0/2.5	1 Stainless Steel	0.25 Teflon	4.5-5.5
SG-55	ROW	15.0	06/26/2018	NA	3Q18	2.5	1 Stainless Steel	0.25 Teflon	14.5-15.5
SG-56	6	5.0	08/18/2018	NA	3Q18, 1Q19, 3Q19, 1Q20, 3Q20, 1S21, 2S21, 1S22, 2S22	6.0/3.0/2.5	1 Stainless Steel	0.25 Teflon	4.5-5.5
SG-56	6	15.0	08/18/2018	NA	3Q18, 1Q19, 3Q19, 1Q20, 3Q20, 1S21, 2S21, 1S22, 2S22	2.5	1 Stainless Steel	0.25 Teflon	14.5-15.5
SG-57	1	5.0	01/24/2019	NA	1Q19, 3Q19, 1Q20, 3Q20, 1S21, 2S21, 1S22	6.0/3.25	3 Stainless Steel	0.25 Teflon	4.5-5.5
SG-57	1	15.0	01/24/2019	NA	1Q19, 3Q19, 1Q20, 3Q20, 1S21, 2S21, 1S22	3.25	3 Stainless Steel	0.25 Teflon	14.5-15.5
SG-58	21	5.0	03/20/2019	NA	2Q19, 3Q19, 1Q20, 1S22	6.0/3.5/2.25	3 Stainless Steel	0.25 Teflon	4.5-5.5

TABLE 6

SOIL GAS PROBE CONSTRUCTION
Former Ford Aeronutronics Facility
Newport Beach, California

Sampling Location	Parcel Number	Sample Depth [1] (feet bgs)	Date Installed	Date Destroyed	Reporting Period(s)Sampled [2]	Boring Diameter (inches) [3]	Probe Length (inches) and Material	Tubing Diameter (inches) and Material	Sand Pack Interval (feet bgs)
SG-58	21	15.0	03/20/2019	NA	2Q19, 3Q19, 1Q20, 3Q20, 1S21, 2S21, 1S22	2.25	3 Stainless Steel	0.25 Teflon	14.5-15.5
SG-59	ROW	5.0	06/26/2018	NA	3Q18, 1Q19, 3Q19, 1Q20, 3Q20, 1S21, 2S21, 1S22	6.0/2.5	1 Stainless Steel	0.25 Teflon	4.5-5.5
SG-59	ROW	15.0	06/26/2018	NA	3Q18, 1Q19, 3Q19, 1Q20, 3Q20, 1S21, 2S21, 1S22	2.5	1 Stainless Steel	0.25 Teflon	14.5-15.5
SG-60	1	5.0	01/24/2019	NA	1Q19, 3Q19, 1Q20, 3Q20, 1S21, 2S21, 1S22, 2S22	6.0/3.5/2.25	3 Stainless Steel	0.25 Teflon	4.5-5.5
SG-60	1	15.0	01/24/2019	NA	1Q19, 3Q19, 1Q20, 3Q20, 1S21, 2S21, 1S22, 2S22	2.0	3 Stainless Steel	0.25 Teflon	14.5-15.5
SG-80	22	5.0	10/11/2018	NA	4Q18, 1Q19, 3Q19, 1Q20, 3Q20, 1S21, 2S21, 1S22, 2S22	6.0/3.25/2.25	1 Stainless Steel	0.25 Teflon	4.5-5.5
SG-80	22	15.0	10/11/2018	NA	4Q18, 1Q19, 3Q19, 1Q20, 3Q20, 1S21, 2S21, 1S22, 2S22	2.25	1 Stainless Steel	0.25 Teflon	14.5-15.5
SG-81	22	5.0	10/11/2018	NA	4Q18, 1Q19	6.0/3.25/2.25	1 Stainless Steel	0.25 Teflon	4.5-5.5
SG-81	22	15.0	10/11/2018	NA	4Q18	2.25	1 Stainless Steel	0.25 Teflon	14.5-15.5
SG-82	22	5.0	10/11/2018	NA	4Q18, 1Q19, 3Q19, 1Q20, 3Q20, 1S21, 2S21, 1S22, 2S22	6.0/3.25/2.25	1 Stainless Steel	0.25 Teflon	4.5-5.5
SG-82	22	15.0	10/11/2018	NA	4Q18, 1Q19, 3Q19, 1Q20, 3Q20, 1S21, 2S21, 1S22, 2S22	2.25	1 Stainless Steel	0.25 Teflon	14.5-15.5
SG-83	22	5.0	10/11/2018	NA	4Q18, 1Q19, 3Q19, 1Q20, 3Q20, 1S21, 2S21, 1S22, 2S22	6.0/3.25/2.25	1 Stainless Steel	0.25 Teflon	4.5-5.5
SG-83	22	15.0	10/11/2018	NA	4Q18, 1Q19, 3Q19, 1Q20, 3Q20, 1S21, 2S21, 1S22, 2S22	2.25	1 Stainless Steel	0.25 Teflon	14.5-15.5
SG-84	13	5.0	12/03/2018	NA	4Q18, 1Q19, 3Q19, 1Q20, 3Q20, 1S21, 2S21, 1S22	6.0/3.25/2.25	1 Stainless Steel	0.25 Teflon	4.5-5.5
SG-84A	13	14.0	09/24/2019	NA	--	6.0/2.5	12 Stainless Steel	0.5 Teflon	13.0-15.0
SG-85	13	Probe not installed [4]							
SG-85A	13	7.0	12/18/2018	NA	--	6.0/2.5/2.25	1 Stainless Steel	0.25 Teflon	6.5-7.5
SG-85A	13	15.0	12/18/2018	NA	1Q19, 3Q19, 1Q20, 3Q20, 1S21, 2S21, 1S22	2.5	1 Stainless Steel	0.25 Teflon	14.5-15.5
SG-86	13	5.0	12/04/2018	NA	1Q19, 3Q19, 1Q20, 3Q20, 1S21, 2S21, 1S22	6.0/3.25/2.25	1 Stainless Steel	0.25 Teflon	4.5-5.5
SG-86A	13	14.5	09/24/2019	NA	1S22	6.0/2.5	12 Stainless Steel	0.5 Teflon	13.5-15.5
SG-87	12	5.0	09/18/2018	NA	3Q18, 1Q19, 3Q19, 1Q20, 3Q20, 1S21, 2S21, 1S22	6.0/3.25/2.25	1 Stainless Steel	0.25 Teflon	4.5-5.5
SG-87	12	15.0	09/18/2018	NA	3Q18, 1Q19	2.25	1 Stainless Steel	0.25 Teflon	14.5-15.5
SG-88	12	5.0	09/18/2018	NA	3Q18, 1Q19	6.0/3.25/2.25	1 Stainless Steel	0.25 Teflon	4.5-5.5
SG-89	13	4.5	12/03/2018	09/26/2019	--	6.0/3.25/2.25	1 Stainless Steel	0.25 Teflon	4.0-5.0
SG-89A	13	5.5	09/25/2019	NA	4Q19, 1Q20, 3Q20, 1S21, 2S21, 1S22	7.0/2.5	12 Stainless Steel	0.5 Teflon	4.5-6.5
SG-89A	13	12.5	09/25/2019	NA	4Q19, 1Q20, 1S21, 2S21	2.5	12 Stainless Steel	0.5 Teflon	11.5-13.4
SG-90	13	4.5	11/21/2018	09/27/2019	--	6.0/3.25/2.25	1 Stainless Steel	0.25 Teflon	4.0-5.0
SG-90A	13	5.5	09/24/2019	NA	4Q19	7.0/2.5	12 Stainless Steel	0.5 Teflon	4.5-6.5
SG-90A	13	11.0	09/24/2019	NA	--	2.5	12 Stainless Steel	0.5 Teflon	10.0-12.0
SG-91	13	5.0	11/29/2018	NA	--	6.0/3.25/2.25	1 Stainless Steel	0.25 Teflon	4.5-5.5
SG-91	13	15.0	11/29/2018	NA	1Q19, 3Q19, 1Q20, 2S22	2.25	1 Stainless Steel	0.25 Teflon	14.5-15.5
SG-92	13	5.0	11/29/2018	NA	1Q19, 3Q19, 1Q20, 3Q20, 1S21, 2S21, 1S22, 2S22	6.0/3.25/2.25	1 Stainless Steel	0.25 Teflon	4.5-5.5
SG-92A	13	8.5	09/23/2019	NA	4Q19, 1Q20, 3Q20, 1S21, 2S21, 1S22, 2S22	6.0/3.25/2.5	12 Stainless Steel	0.5 Teflon	7.5-9.5
SG-93	12	5.0	09/18/2018	09/30/2019	--	6.0/3.25/2.25	1 Stainless Steel	0.25 Teflon	4.5-5.5
SG-93	12	15.0	09/18/2018	09/30/2019	--	2.25	1 Stainless Steel	0.25 Teflon	14.5-15.5
SG-93A	12	5.0	12/14/2018	09/30/2019	--	6.0/2.5/2.25	1 Stainless Steel	0.25 Teflon	4.5-5.5
SG-93A	12	12.0	12/14/2018	09/30/2019	--	2.25	1 Stainless Steel	0.25 Teflon	11.5-12.5
SG-93B	12	5.5	09/25/2019	NA	--	7.0/2.5	12 Stainless Steel	0.5 Teflon	4.5-6.5
SG-93B	12	14.5	09/25/2019	NA	--	2.5	12 Stainless Steel	0.5 Teflon	13.5-15.5
SG-94	12	5.0	09/18/2018	NA	1Q19, 3Q19, 1Q20, 3Q20, 1S21, 2S21, 1S22	6.0/3.25/2.25	1 Stainless Steel	0.25 Teflon	4.5-5.5

TABLE 6

SOIL GAS PROBE CONSTRUCTION
Former Ford Aeronutronics Facility
Newport Beach, California

Sampling Location	Parcel Number	Sample Depth [1] (feet bgs)	Date Installed	Date Destroyed	Reporting Period(s)Sampled [2]	Boring Diameter (inches) [3]	Probe Length (inches) and Material	Tubing Diameter (inches) and Material	Sand Pack Interval (feet bgs)
SG-94	12	9.5	09/18/2018	NA	1Q19, 1Q20	2.25	1 Stainless Steel	0.25 Teflon	8.5-9.5
SG-94A	12	Probe not installed							
SG-94B	12	Probe not installed							
SG-94C	12	10.5	10/04/2019	NA	--	2.5	12 Stainless Steel	0.5 Teflon	9.5-11.5
SG-95	13	5.0	11/20/2018	NA	1Q19, 3Q19, 1Q20, 3Q20, 1S21, 2S21, 1S22	6.0/2.25	1 Stainless Steel	0.25 Teflon	4.5-5.5
SG-95	13	15.0	11/20/2018	NA	1Q19	2.25	1 Stainless Steel	0.25 Teflon	14.5-15.5
SG-96	13	5.0	11/21/2018	NA	1Q19, 3Q19, 1Q20, 3Q20, 1S21, 2S21, 1S22, 2S22	6.0/3.25/2.25	1 Stainless Steel	0.25 Teflon	4.5-5.5
SG-96	13	15.0	11/21/2018	NA	1Q19, 3Q19, 1Q20, 2S21, 2S22	2.25	1 Stainless Steel	0.25 Teflon	14.5-15.5
SG-97	13	5.0	12/04/2018	NA	1Q19, 3Q19, 1Q20, 3Q20, 1S21, 2S21, 1S22, 2S22	6.0/3.25/2.25	1 Stainless Steel	0.25 Teflon	4.5-5.5
SG-97	13	15.0	12/04/2018	NA	1Q19, 3Q19, 1Q20, 3Q20, 1S21, 2S21, 1S22, 2S22	2.25	1 Stainless Steel	0.25 Teflon	14.5-15.5
SG-98	12	5.0	09/05/2018	10/01/2019	--	6.0/3.0/2.25	1 Stainless Steel	0.25 Teflon	4.5-5.5
SG-98A	12	Probe not installed							
SG-98B	12	Probe not installed							
SG-98C	12	Probe not installed; no additional installation efforts made							
SG-99	13	5.0	12/03/2018	NA	1Q19, 3Q19, 1Q20, 3Q20, 1S21, 2S21, 1S22, 2S22	6.0/3.25/2.25	1 Stainless Steel	0.25 Teflon	4.5-5.5
SG-99A	13	14.5	09/23/2019	NA	--	6.0/3.25/2.5	12 Stainless Steel	0.5 Teflon	13.5-15.5
SG-100	13	5.0	11/20/2018	NA	1Q19, 1Q20, 2S21, 1S22, 2S22	6.0/2.25	1 Stainless Steel	0.25 Teflon	4.5-5.5
SG-100	13	15.0	11/20/2018	NA	1Q19	2.0	1 Stainless Steel	0.25 Teflon	14.5-15.5
SG-101	12	5.0	09/14/2018	11/18/2019	--	6.0/3.25	1 Stainless Steel	0.25 Teflon	4.5-5.5
SG-101A	ROW	5.0	01/07/2019	NA	1Q19, 3Q19, 4Q19, 1Q20, 3Q20, 1S21, 2S21	6.0/3.5/2.25	1 Stainless Steel	0.25 Teflon	4.5-5.5
SG-101A	ROW	15.0	01/07/2019	NA	2S21	2.25	1 Stainless Steel	0.25 Teflon	14.5-15.5
SG-101B	ROW	11.0	11/18/2019	NA	4Q19, 1Q20, 3Q20, 1S21, 2S21, 1S22	2.25	12 Stainless Steel	0.5 Teflon	10.0-12.0
SG-102	12	4.0	08/31/2018	10/01/2019	--	6.0/2.5	1 Stainless Steel	0.25 Teflon	3.5-4.5
SG-102A	12	7.5	12/14/2018	NA	1Q19	6.0/2.5/2.25	1 Stainless Steel	0.25 Teflon	7.0-8.0
SG-102A	12	15.0	12/14/2018	NA	1Q19, 3Q19, 1Q20, 3Q20, 1S21, 2S21, 1S22, 2S22	2.25	1 Stainless Steel	0.25 Teflon	14.5-15.5
SG-103	10	5.0	09/04/2018	NA	3Q18, 1Q19, 3Q19, 1Q20, 3Q20, 1S21, 2S21, 1S22	6.0/3.25/2.25	1 Stainless Steel	0.25 Teflon	4.5-5.5
SG-103	10	15.0	09/04/2018	NA	3Q18, 1Q19, 3Q19, 1Q20, 3Q20, 1S21, 2S21, 1S22	2.25	1 Stainless Steel	0.25 Teflon	14.5-15.5
SG-104	12	5.0	08/31/2018	NA	--	6.0/3.25/2.25	1 Stainless Steel	0.25 Teflon	4.5-5.5
SG-104	12	15.0	08/31/2018	NA	3Q18, 1Q19, 3Q19, 1Q20, 3Q20, 1S21, 2S21, 1S22	2.25	1 Stainless Steel	0.25 Teflon	14.5-15.5
SG-105	12	5.0	09/14/2018	NA	2Q19, 1Q20, 3Q20, 1S21, 2S21, 1S22	6.0/3.25	1 Stainless Steel	0.25 Teflon	4.5-5.5
SG-105A	ROW	5.0	01/07/2019	11/18/2019	--	6.0/3.5/2.25	1 Stainless Steel	0.25 Teflon	4.5-5.5
SG-105A	ROW	15.0	01/07/2019	11/18/2019	--	2.25	1 Stainless Steel	0.25 Teflon	14.5-15.5
SG-106	11	5.0	09/05/2018	NA	3Q18, 1Q19, 3Q19, 1Q20, 3Q20, 1S21, 2S21, 1S22	6.0/3.0	1 Stainless Steel	0.25 Teflon	4.5-5.5
SG-113	1	5.0	01/24/2019	NA	1Q19, 3Q19, 1Q20, 3Q20, 1S21, 2S21, 1S22	6.0/3.5/2.25	3 Stainless Steel	0.25 Teflon	4.5-5.5
SG-113	1	15.0	01/24/2019	NA	1Q19, 3Q19, 1Q20, 3Q20, 1S21, 2S21, 1S22	2.25	3 Stainless Steel	0.25 Teflon	14.5-15.5
SG-114	12	6.5	12/11/2018	NA	4Q18, 1Q19	6.0/2.5/2.25	1 Stainless Steel	0.25 Teflon	6.0-7.0
SG-114	12	15.0	12/11/2018	NA	4Q18, 1Q19	2.25	1 Stainless Steel	0.25 Teflon	14.5-15.5
SG-115	12	5.0	12/11/2018	NA	--	6.0/2.5/2.25	1 Stainless Steel	0.25 Teflon	4.5-5.5
SG-115	12	15.0	12/11/2018	NA	4Q18, 1Q19, 3Q19, 1Q20, 3Q20, 1S21, 2S21, 1S22	2.25	1 Stainless Steel	0.25 Teflon	14.5-15.5
SG-116	12	5.0	12/07/2018	NA	1S21, 2S21, 1S22	6.0/3.25/2.25	1 Stainless Steel	0.25 Teflon	4.5-5.5

TABLE 6

SOIL GAS PROBE CONSTRUCTION
Former Ford Aeronutronics Facility
Newport Beach, California

Sampling Location	Parcel Number	Sample Depth [1] (feet bgs)	Date Installed	Date Destroyed	Reporting Period(s)Sampled [2]	Boring Diameter (inches) [3]	Probe Length (inches) and Material	Tubing Diameter (inches) and Material	Sand Pack Interval (feet bgs)
SG-116	12	15.0	12/07/2018	NA	4Q18, 1Q19, 3Q19, 1Q20, 3Q20, 1S21, 2S21, 1S22	2.25	1 Stainless Steel	0.25 Teflon	14.5-15.5
SG-117	12	5.0	12/06/2018	NA	--	6.0/3.25/2.25	1 Stainless Steel	0.25 Teflon	4.5-5.5
SG-117	12	15.0	12/06/2018	NA	4Q18, 1Q19, 3Q19, 1Q20, 3Q20, 1S21, 2S21, 1S22	2.25	1 Stainless Steel	0.25 Teflon	14.5-15.5
SG-118	12	15.0	12/07/2018	10/22/2019	--	6.0/3.25/2.25	1 Stainless Steel	0.25 Teflon	14.5-15.5
SG-118A	12	Probe not installed							
SG-118B	12	5.5	10/04/2019	NA	4Q19, 1Q20, 3Q20, 1S21, 2S21, 1S22	7.0/2.5	12 Stainless Steel	0.5 Teflon	4.5-6.5
SG-118B	12	12.5	10/04/2019	NA	4Q19, 1Q20, 1S22	2.5	12 Stainless Steel	0.5 Teflon	11.5-13.5
SG-119	12	5.0	12/07/2018	NA	4Q18, 1Q19, 3Q19, 1Q20, 3Q20, 1S21, 2S21, 1S22	6.0/3.25/2.25	1 Stainless Steel	0.25 Teflon	4.5-5.5
SG-119	12	15.0	12/07/2018	NA	4Q18, 1Q19, 3Q19, 1Q20, 3Q20, 1S21, 2S21, 1S22	2.25	1 Stainless Steel	0.25 Teflon	14.5-15.5
SG-120	14	5.0	03/12/2019	10/01/2019	--	6.0/3.25/2.25	3 Stainless Steel	0.25 Teflon	4.5-5.5
SG-120A	14	14.5	09/27/2019	NA	4Q19, 1Q20, 3Q20, 1S21, 2S21, 1S22	7.0/2.5	12 Stainless Steel	0.5 Teflon	13.5-15.5
SG-121	22	5.0	01/24/2019	NA	1Q19, 3Q19, 1Q20, 3Q20, 1S21, 2S21, 1S22, 2S22	6.0/3.5/2.25	3 Stainless Steel	0.25 Teflon	4.5-5.5
SG-121	22	13.5	01/24/2019	NA	1Q19, 3Q19, 1Q20, 3Q20, 1S21, 2S21, 1S22, 2S22	2.0	3 Stainless Steel	0.25 Teflon	13.0-14.0
SG-122	22	5.0	03/14/2019	NA	2Q19, 3Q19, 1Q20, 3Q20, 1S21, 2S21, 1S22, 2S22	6.0/3.25/2.25	3 Stainless Steel	0.25 Teflon	4.5-5.5
SG-122	22	15.0	03/14/2019	NA	2Q19, 3Q19, 1Q20, 3Q20, 1S21, 2S21, 1S22, 2S22	2.25	3 Stainless Steel	0.25 Teflon	14.5-15.5
SG-127	1	5.0	03/20/2019	NA	2Q19, 1Q20, 3Q20, 1S21, 2S21, 1S22	6.0/3.25/2.25	3 Stainless Steel	0.25 Teflon	4.5-5.5
SG-127	1	15.0	03/20/2019	NA	2Q19, 3Q19, 1Q20	2.25	3 Stainless Steel	0.25 Teflon	14.5-15.5
SG-128	Caltrans	5.0	03/25/2019	NA	2Q19, 3Q19, 1Q20, 3Q20, 4Q20, 1S21, 2S21, 1S22, 2S22	6.0/3.25/2.25	3 Stainless Steel	0.25 Teflon	4.5-5.5
SG-128	Caltrans	15.0	03/25/2019	NA	2Q19, 3Q19, 1Q20, 3Q20, 4Q20, 1S21, 2S21, 1S22, 2S22	2.25	3 Stainless Steel	0.25 Teflon	14.5-15.5
SG-129	1	5.0	03/22/2019	NA	2Q19, 3Q19, 1Q20, 3Q20, 1S21, 2S21, 1S22, 2S22	6.0/3.25/2.25	3 Stainless Steel	0.25 Teflon	4.5-5.5
SG-129	1	15.0	03/22/2019	NA	2Q19, 3Q19, 1Q20, 3Q20	2.25	3 Stainless Steel	0.25 Teflon	14.5-15.5
SG-130	2	5.0	08/09/2019	NA	3Q19, 1S22	6.0/3.25	3 Stainless Steel	0.25 Teflon	4.5-5.5
SG-130	2	15.0	08/09/2019	NA	3Q19, 1Q20, 3Q20, 1S21, 2S21, 2S22	3.25	3 Stainless Steel	0.25 Teflon	14.5-15.5
SG-131	13	5.0	03/12/2019	NA	2Q19, 3Q19, 1Q20, 3Q20, 1S21, 2S21, 1S22, 2S22	6.0/3.25/2.25	3 Stainless Steel	0.25 Teflon	4.5-5.5
SG-131	13	15.0	03/12/2019	NA	--	2.25	3 Stainless Steel	0.25 Teflon	14.5-15.5
SG-131A	13	14.5	09/24/2019	NA	--	6.0/2.5	12 Stainless Steel	0.5 Teflon	13.5-15.5
SG-132	13	5.0	03/11/2019	NA	--	6.0/3.25/2.25	3 Stainless Steel	0.25 Teflon	4.5-5.5
SG-132	13	15.0	03/11/2019	NA	2Q19, 3Q19, 1Q20, 3Q20, 1S21, 2S21, 1S22, 2S22	2.25	3 Stainless Steel	0.25 Teflon	14.5-15.5
SG-133	13	5.0	03/11/2019	09/27/2019	--	6.0/3.25/2.25	3 Stainless Steel	0.25 Teflon	4.5-5.5
SG-133	13	10.5	03/11/2019	09/27/2019	--	2.25	3 Stainless Steel	0.25 Teflon	10.0-11.0
SG-133A	13	5.5	09/23/2019	NA	4Q19, 1Q20, 3Q20, 1S21, 2S21, 1S22, 2S22	7/3.25/2.5	12 Stainless Steel	0.5 Teflon	4.5-6.5
SG-133A	13	14.5	09/23/2019	NA	4Q19, 1Q20, 3Q20, 1S21, 2S21, 1S22, 2S22	2.5	12 Stainless Steel	0.5 Teflon	13.5-15.5
SG-135	ROW	5.0	08/07/2020	NA	1S21, 2S22	6.0/3.25/2.25	3 Stainless Steel	0.25 Teflon	4.5-5.5
SG-135	ROW	11.0	08/07/2020	NA	2S22	2.25	3 Stainless Steel	0.25 Teflon	10.5-11.5
SG-136	Caltrans	5.0	08/31/2020	NA	4Q20, 1S21, 2S21, 1S22, 2S22	6.0/3.25	3 Stainless Steel	0.25 Teflon	4.5-5.5
SG-136	Caltrans	11.5	08/31/2020	NA	4Q20, 1S21, 2S21, 2S22	3.25	3 Stainless Steel	0.25 Teflon	11.0-12.0
SG-137	Caltrans	5.0	08/06/2020	NA	4Q20, 1S21, 2S21, 1S22, 2S22	6.0/3.25/2.25	3 Stainless Steel	0.25 Teflon	4.5-5.5
SG-137	Caltrans	15.0	08/06/2020	NA	4Q20, 1S21, 2S21, 1S22, 2S22	2.25	3 Stainless Steel	0.25 Teflon	14.5-15.5
SG-138	Caltrans	5.0	08/07/2020	NA	4Q20, 1S21, 2S21, 1S22, 2S22	6.0/3.25/2.25	3 Stainless Steel	0.25 Teflon	4.5-5.5
SG-138	Caltrans	15.0	08/07/2020	NA	--	2.25	3 Stainless Steel	0.25 Teflon	14.5-15.5

TABLE 6

SOIL GAS PROBE CONSTRUCTION
Former Ford Aeronutronics Facility
Newport Beach, California

Sampling Location	Parcel Number	Sample Depth [1] (feet bgs)	Date Installed	Date Destroyed	Reporting Period(s)Sampled [2]	Boring Diameter (inches) [3]	Probe Length (inches) and Material	Tubing Diameter (inches) and Material	Sand Pack Interval (feet bgs)
SG-139	Caltrans	5.0	08/06/2020	NA	4Q20, 1S21, 2S21, 1S22, 2S22	6.0/3.25/2.25	3 Stainless Steel	0.25 Teflon	4.5-5.5
SG-139	Caltrans	15.0	08/06/2020	NA	4Q20, 1S21, 2S21, 1S22, 2S22	2.25	3 Stainless Steel	0.25 Teflon	14.5-15.5
SG-140	13	5.0	08/10/2020	NA	4Q20, 1S21, 2S21, 1S22, 2S22	6.0/3.25/2.25	3 Stainless Steel	0.25 Teflon	4.5-5.5
SG-140	13	15.0	08/10/2020	NA	4Q20, 1S21, 2S21, 1S22, 2S22	2.25	3 Stainless Steel	0.25 Teflon	14.5-15.5
SG-141	13	5.0	08/10/2020	NA	4Q20, 1S21, 2S21, 1S22, 2S22	6.0/3.25/2.25	3 Stainless Steel	0.25 Teflon	4.5-5.5
SG-141	13	15.0	08/10/2020	NA	2S22	2.25	3 Stainless Steel	0.25 Teflon	14.5-15.5
SG-142	12	5.0	08/11/2020	NA	4Q20, 1S21, 2S21, 1S22, 2S22	6.0/3.25/2.25	3 Stainless Steel	0.25 Teflon	4.5-5.5
SG-142	12	15.0	08/11/2020	NA	4Q20, 1S21, 2S21, 1S22, 2S22	2.25	3 Stainless Steel	0.25 Teflon	14.5-15.5
SG-143	13	5.0	08/11/2020	NA	4Q20, 1S21, 2S21, 1S22, 2S22	6.0/3.25/2.25	3 Stainless Steel	0.25 Teflon	4.5-5.5
SG-143	13	15.0	08/11/2020	NA	4Q20, 1S21, 2S21, 1S22, 2S22	2.25	3 Stainless Steel	0.25 Teflon	14.5-15.5
SG-144	13	5.0	08/10/2020	NA	4Q20, 1S21, 2S21, 1S22, 2S22	6.0/3.25/2.25	3 Stainless Steel	0.25 Teflon	4.5-5.5
SG-144	13	15.0	08/10/2020	NA	4Q20, 1S21, 2S21, 1S22, 2S22	2.25	3 Stainless Steel	0.25 Teflon	14.5-15.5
SG-145	1	5.0	02/02/2021	NA	1S21, 2S21, 1S22, 2S22	6.0/3.25/2.25	3 Stainless Steel	0.25 Teflon	4.5-5.5
SG-145	1	15.0	02/02/2021	NA	1S21, 2S21, 2S22	2.25	3 Stainless Steel	0.25 Teflon	14.5-15.5
SG-146	1	5.0	02/02/2021	NA	1S21, 2S21, 1S22, 2S22	6.0/3.25/2.25	3 Stainless Steel	0.25 Teflon	4.5-5.5
SG-146	1	15.0	02/02/2021	NA	1S21, 2S21, 1S22, 2S22	2.25	3 Stainless Steel	0.25 Teflon	14.5-15.5
SG-147	1	5.0	02/01/2021	NA	1S21, 2S21, 1S22, 2S22	6.0/3.25/2.25	3 Stainless Steel	0.25 Teflon	4.5-5.5
SG-147	1	15.0	02/01/2021	NA	1S21, 2S21, 1S22, 2S22	2.25	3 Stainless Steel	0.25 Teflon	14.5-15.5
SG-148	1	4.5	02/01/2021	NA	--	6.0/3.25/2.25	3 Stainless Steel	0.25 Teflon	5.0-6.0
SG-148	1	11.0	02/01/2021	NA	1S21, 2S21, 1S22, 2S22	2.25	3 Stainless Steel	0.25 Teflon	10.5-11.5
SG-149	1	5.0	02/01/2021	NA	1S21, 2S21, 1S22, 2S22	6.0/3.25/2.25	3 Stainless Steel	0.25 Teflon	4.5-5.5
SG-150	1	5.0	03/30/2021	NA	1S21, 2S21, 1S22, 2S22	6.5/3.25/2.25	3 Stainless Steel	0.25 Teflon	4.5-5.5
SG-150	1	14.5	03/30/2021	NA	1S21, 2S21, 1S22, 2S22	2.25	3 Stainless Steel	0.25 Teflon	14.0-15.0
SG-151	1	5.0	03/30/2021	NA	--	6.5/3.25	3 Stainless Steel	0.25 Teflon	4.5-5.5
SG-151	1	12.5	03/30/2021	NA	1S21, 2S21, 1S22, 2S22	3.25	3 Stainless Steel	0.25 Teflon	12.0-13.0
SG-152	1	5.0	03/29/2021	NA	--	6.5/3.25/2.25	3 Stainless Steel	0.25 Teflon	4.5-5.5
SG-152	1	12.5	03/29/2021	NA	1S21, 2S21, 1S22, 2S22	2.25	3 Stainless Steel	0.25 Teflon	12.0-13.0
SG-153	1	5.0	03/29/2021	NA	1S21, 2S21, 2S22	6.5/3.25/2.25	3 Stainless Steel	0.25 Teflon	4.5-5.5
SG-153	1	11.5	03/29/2021	NA	1S21, 2S21, 1S22, 2S22	2.25	3 Stainless Steel	0.25 Teflon	11.0-12.0
SG-154	1	5.0	05/24/2021	NA	1S21, 2S21, 1S22, 2S22	6.0/3.25/2.25	3 Stainless Steel	0.25 Teflon	4.5-5.5
SG-154	1	9.5	05/24/2021	NA	1S21, 2S21, 2S22	2.25	3 Stainless Steel	0.25 Teflon	9.0-10.0
SG-155	1	5.0	05/24/2021	NA	1S21, 2S21, 1S22, 2S22	6.0/3.25/2.25	3 Stainless Steel	0.25 Teflon	4.5-5.5
SG-155	1	9.5	05/24/2021	NA	1S21, 2S21, 1S22, 2S22	2.25	3 Stainless Steel	0.25 Teflon	9.0-10.0
SG-156	1	5.0	05/26/2021	NA	1S21, 2S22	6.0/3.25	3 Stainless Steel	0.25 Teflon	4.5-5.5
SG-156	1	15.0	05/26/2021	NA	1S21, 2S21, 1S22, 2S22	3.25	3 Stainless Steel	0.25 Teflon	14.5-15.5
SG-157	1	5.0	07/14/2021	NA	1S21, 2S21, 1S22	6.0/3.25	3 Stainless Steel	0.25 Teflon	4.5-5.5
SG-157	1	10.5	07/14/2021	NA	1S21, 2S21, 1S22	3.25/2.25	3 Stainless Steel	0.25 Teflon	10.0-11.0
SG-158	1	5.5	07/19/2021	NA	2S21, 1S22, 2S22	6.0/3.25/2.25	3 Stainless Steel	0.25 Teflon	5.0-6.0
SG-158	1	10.5	07/19/2021	NA	1S22	2.25	3 Stainless Steel	0.25 Teflon	10.0-11.0
SG-159	1	5.0	07/12/2021	NA	1S21, 2S21, 1S22, 2S22	6.0/3.25	3 Stainless Steel	0.25 Teflon	4.5-5.5

TABLE 6

SOIL GAS PROBE CONSTRUCTION
Former Ford Aeronutronics Facility
Newport Beach, California

Sampling Location	Parcel Number	Sample Depth [1] (feet bgs)	Date Installed	Date Destroyed	Reporting Period(s)Sampled [2]	Boring Diameter (inches) [3]	Probe Length (inches) and Material	Tubing Diameter (inches) and Material	Sand Pack Interval (feet bgs)
SG-159	1	15.0	07/12/2021	NA	1S21, 2S21, 1S22, 2S22	3.25	3 Stainless Steel	0.25 Teflon	14.5-15.5
SG-162	1	4.5	07/14/2021	NA	1S21, 2S21, 1S22, 2S22	6.0	3 Stainless Steel	0.25 Teflon	4.0-5.0
SG-162	1	9.0	07/14/2021	NA	--	3.25/2.25	3 Stainless Steel	0.25 Teflon	8.5-9.5
SG-163	1	4.5	07/14/2021	NA	2S21, 2S21, 2S22	6.0	3 Stainless Steel	0.25 Teflon	4.0-5.0
SG-163	1	12.0	07/14/2021	NA	1S21, 2S21, 1S22, 2S22	3.25	3 Stainless Steel	0.25 Teflon	11.5-12.5
SG-169	4	5.0	01/21/2022	NA	1S22, 2S22	6.5/3.25	3 Stainless Steel	0.25 Teflon	4.5-5.5
SG-169	4	15.0	01/21/2022	NA	1S22, 2S22	3.25	3 Stainless Steel	0.25 Teflon	14.5-15.5
SG-170	4	5.0	01/21/2022	NA	1S22, 2S22	6.5/3.25	3 Stainless Steel	0.25 Teflon	4.5-5.5
SG-170	4	15.0	01/21/2022	NA	1S22, 2S22	2.25	3 Stainless Steel	0.25 Teflon	14.5-15.5
SG-172	ROW	5.0	01/20/2022	NA	1S22, 2S22	6.5/3.25	3 Stainless Steel	0.25 Teflon	4.5-5.5
SG-172	ROW	15.0	01/20/2022	NA	1S22, 2S22	2.25	3 Stainless Steel	0.25 Teflon	14.5-15.5
SG-173	2	5.0	01/20/2022	NA	1S22, 2S22	6.5/3.25	3 Stainless Steel	0.25 Teflon	4.5-5.5
SG-173	2	15.0	01/20/2022	NA	1S22, 2S22	3.25	3 Stainless Steel	0.25 Teflon	14.5-15.5
SG-174	2	5.0	01/20/2022	NA	1S22, 2S22	6.5/3.25	3 Stainless Steel	0.25 Teflon	4.5-5.5
SG-174	2	15.0	01/20/2022	NA	1S22, 2S22	2.25	3 Stainless Steel	0.25 Teflon	14.5-15.5
SG-175	12	5.0	03/16/2022	NA	1S22, 2S22	6.5/3.25	3 Stainless Steel	0.25 Teflon	4.5-5.5
SG-175	12	15.0	03/16/2022	NA	1S22, 2S22	2.25	3 Stainless Steel	0.25 Teflon	14.5-15.5
SG-176	12	5.0	03/16/2022	NA	1S22, 2S22	6.5/3.25	3 Stainless Steel	0.25 Teflon	4.5-5.5
SG-176	12	15.0	03/16/2022	NA	2S22	2.25	3 Stainless Steel	0.25 Teflon	14.5-15.5
SG-177	12	5.0	03/16/2022	NA	1S22, 2S22	6.5/3.25	3 Stainless Steel	0.25 Teflon	4.5-5.5
SG-177	12	15.0	03/16/2022	NA	1S22, 2S22	2.25	3 Stainless Steel	0.25 Teflon	14.5-15.5
SG-178	12	5.0	03/17/2022	NA	1S22	6.5/3.25	3 Stainless Steel	0.25 Teflon	4.5-5.5
SG-178	12	9.5	03/17/2022	NA	--	3.25	3 Stainless Steel	0.25 Teflon	9.0-10.0
SG-179	1	5.0	05/11/2022	NA	1S22	6.5/3.25	3 Stainless Steel	0.25 Teflon	4.5-5.5
SG-179	1	11.0	05/11/2022	NA	1S22, 2S22	2.25	3 Stainless Steel	0.25 Teflon	10.5-11.5
SG-180	1	5.0	05/11/2022	NA	--	6.5/3.25	3 Stainless Steel	0.25 Teflon	4.5-5.5
SG-180	1	11.0	05/11/2022	NA	--	2.25	3 Stainless Steel	0.25 Teflon	10.5-11.5
SG-181	1	5.0	05/11/2022	NA	1S22, 2S22	6.5/3.25	3 Stainless Steel	0.25 Teflon	4.5-5.5
SG-181	1	10.5	05/11/2022	NA	--	2.25	3 Stainless Steel	0.25 Teflon	10.0-11.4
SG-183	11	5.0	08/08/2022	NA	2S22	6.5/3.25	3 Stainless Steel	0.25 Teflon	4.5-5.5
SG-183	11	15.0	08/08/2022	NA	2S22	3.25	3 Stainless Steel	0.25 Teflon	14.5-15.5
SG-184	11	5.0	08/08/2022	NA	2S22	6.5/3.25	3 Stainless Steel	0.25 Teflon	4.5-5.5
SG-184	11	15.0	08/08/2022	NA	2S22	3.25	3 Stainless Steel	0.25 Teflon	14.5-15.5
SG-185	11	5.0	08/09/2022	NA	2S22	6.5/3.25	3 Stainless Steel	0.25 Teflon	4.5-5.5
SG-185	11	15.0	08/09/2022	NA	2S22	3.25	3 Stainless Steel	0.25 Teflon	14.5-15.5
SG-186	11	5.0	08/09/2022	NA	2S22	6.5/3.25	3 Stainless Steel	0.25 Teflon	4.5-5.5
SG-186	11	15.0	08/09/2022	NA	2S22	3.25	3 Stainless Steel	0.25 Teflon	14.5-15.5
SG-187	11	5.0	08/08/2022	NA	2S22	6.5/3.25	3 Stainless Steel	0.25 Teflon	4.5-5.5
SG-187	11	15.0	08/08/2022	NA	2S22	3.25	3 Stainless Steel	0.25 Teflon	14.5-15.5
SG-188	11	5.0	08/10/2022	NA	2S22	6.5/3.25	3 Stainless Steel	0.25 Teflon	4.5-5.5

TABLE 6

SOIL GAS PROBE CONSTRUCTION
Former Ford Aeronutronics Facility
Newport Beach, California

Sampling Location	Parcel Number	Sample Depth [1] (feet bgs)	Date Installed	Date Destroyed	Reporting Period(s)Sampled [2]	Boring Diameter (inches) [3]	Probe Length (inches) and Material	Tubing Diameter (inches) and Material	Sand Pack Interval (feet bgs)
SG-188	11	15.0	08/10/2022	NA	2S22	3.25	3 Stainless Steel	0.25 Teflon	14.5-15.5
SG-189	11	5.0	08/09/2022	NA	2S22	6.5/3.25	3 Stainless Steel	0.25 Teflon	4.5-5.5
SG-189	11	15.0	08/09/2022	NA	2S22	3.25	3 Stainless Steel	0.25 Teflon	14.5-15.5
SG-190	1	5.0	09/30/2022	NA	2S22	6.5/3.25	3 Stainless Steel	0.25 Teflon	4.5-5.5
SG-190	1	12.5	09/30/2022	NA	2S22	3.25	3 Stainless Steel	0.25 Teflon	12.0-13.0
SG-191	1	5.0	09/30/2022	NA	--	6.5/3.25	3 Stainless Steel	0.25 Teflon	4.5-5.5
SG-191	1	12.5	09/30/2022	NA	--	3.25	3 Stainless Steel	0.25 Teflon	12.0-13.0
North Area Multi-Depth Soil Gas Probes **									
SG-11-01A	11	10.0	07/31/2020	NA	4Q20, 1S21, 2S21, 1S22, 2S22	6.0/3.5	3 Stainless Steel	0.25 Teflon	9.5-10.5
SG-11-01A	11	20.0	07/31/2020	NA	4Q20, 1S21, 2S21, 1S22, 2S22	3.5	3 Stainless Steel	0.25 Teflon	19.5-20.5
SG-11-01B	11	30.0	07/31/2020	NA	4Q20, 1S21, 2S21, 1S22, 2S22	6.0/3.5	3 Stainless Steel	0.25 Teflon	29.5-30.5
SG-11-01B	11	40.0	07/31/2020	NA	4Q20	3.5	3 Stainless Steel	0.25 Teflon	39.5-40.5
SG-13-01A	13	10.0	08/07/2020	NA	--	6.0/2.25	3 Stainless Steel	0.25 Teflon	9.5-10.5
SG-13-01A	13	20.0	08/07/2020	NA	4Q20, 1S21, 2S21, 1S22, 2S22	2.25	3 Stainless Steel	0.25 Teflon	19.5-20.5
SG-13-01B	13	30.0	07/30/2020	NA	4Q20, 1S21, 2S21, 1S22, 2S22	6.0/3.5	3 Stainless Steel	0.25 Teflon	29.5-30.5
SG-13-01B	13	40.0	07/30/2020	NA	4Q20, 1S21, 2S21, 1S22, 2S22	3.5	3 Stainless Steel	0.25 Teflon	39.5-40.5
SG-22-01A	22	5.0	10/02/2020	NA	4Q20, 1S21, 2S21, 1S22, 2S22	6.0	3 Stainless Steel	0.25 Teflon	4.5-5.5
SG-22-01A	22	14.0	10/02/2020	NA	4Q20, 1S21, 2S21, 1S22, 2S22	2.25	3 Stainless Steel	0.25 Teflon	13.5-14.5
SG-22-01A	22	24.0	10/02/2020	NA	4Q20, 1S21, 2S21, 1S22, 2S22	2.25	3 Stainless Steel	0.25 Teflon	23.5-24.5
SG-CAL-01A	Caltrans	5.0	10/13/2020	NA	4Q20, 1S21, 2S21, 1S22, 2S22	6.0/3.25/2.25	3 Stainless Steel	0.25 Teflon	4.5-5.5
SG-CAL-01A	Caltrans	15.0	10/13/2020	NA	4Q20, 1S21, 2S21, 1S22, 2S22	2.25	3 Stainless Steel	0.25 Teflon	14.5-15.5
SG-CAL-01A	Caltrans	25.0	10/13/2020	NA	4Q20, 1S21, 2S21, 1S22, 2S22	2.25	3 Stainless Steel	0.25 Teflon	24.5-25.5
SG-ROW-01A	ROW	5.5	10/12/2020	NA	4Q20, 1S21, 2S21, 1S22, 2S22	6.0/2.25	3 Stainless Steel	0.25 Teflon	5.0-6.0
SG-ROW-01A	ROW	14.5	10/12/2020	NA	4Q20, 1S21, 2S21, 1S22, 2S22	2.25	3 Stainless Steel	0.25 Teflon	14.0-15.0
SG-ROW-01A	ROW	24.5	10/12/2020	NA	4Q20, 1S21, 2S21, 1S22, 2S22	2.25	3 Stainless Steel	0.25 Teflon	24.0-25.0
SG-160	1	22.5	07/19/2021	NA	1S21, 2S21, 1S22, 2S22	6.0/3.25/2.25	3 Stainless Steel	0.25 Teflon	22.0-23.0
SG-171	ROW	20.0	01/21/2022	NA	1S22, 2S22	6.5/3.25/2.25	3 Stainless Steel	0.25 Teflon	19.5-20.5
SG-171	ROW	30.0	01/21/2022	NA	1S22, 2S22	2.25	3 Stainless Steel	0.25 Teflon	29.5-30.5
SG-182	1	11.0	05/12/2022	NA	1S22, 2S22	6.5/3.25/2.25	3 Stainless Steel	0.25 Teflon	10.5-11.5
SG-182	1	21.0	05/12/2022	NA	--	2.25	3 Stainless Steel	0.25 Teflon	20.5-21.5
North Area SVE Monitoring Points									
SG-CT-01	Caltrans	5.0	06/08/2020	NA	3Q20, 4Q20, 2S21, 1S22, 2S22	6.0/3.25/2.25	3 Stainless Steel	0.25 Teflon	4.5-5.5
SG-CT-01	Caltrans	16.0	06/08/2020	NA	3Q20, 4Q20, 2S21, 1S22, 2S22	2.25	3 Stainless Steel	0.25 Teflon	15.5-16.5
SG-CT-02	Caltrans	5.0	06/08/2020	NA	3Q20, 4Q20, 1S21, 2S21, 1S22, 2S22	6.0/3.25/2.25	3 Stainless Steel	0.25 Teflon	4.5-5.5
SG-CT-02	Caltrans	16.0	06/08/2020	NA	3Q20, 4Q20, 1S21, 2S21, 1S22, 2S22	2.25	3 Stainless Steel	0.25 Teflon	15.5-16.5
SG-CT-03	Caltrans	5.0	06/08/2020	NA	3Q20, 4Q20, 1S21, 2S21, 1S22, 2S22	6.0/3.25/2.25	3 Stainless Steel	0.25 Teflon	4.5-5.5
SG-CT-03	Caltrans	16.0	06/08/2020	NA	3Q20, 4Q20, 1S21, 2S21, 1S22, 2S22	2.25	3 Stainless Steel	0.25 Teflon	15.5-16.5
SG-10-01	10	15.0	06/16/2020	NA	2Q20, 4Q20, 1S21, 2S21, 1S22, 2S22	6.0/2.25	3 Stainless Steel	0.25 Teflon	14.5-15.5
SG-10-01	10	35.0	06/16/2020	NA	2Q20, 4Q20, 1S21, 2S21, 1S22, 2S22	2.25	3 Stainless Steel	0.25 Teflon	34.5-35.5
SG-10-02	10	25.0	06/17/2020	NA	2Q20, 4Q20, 1S21, 2S21, 1S22, 2S22	6.0/2.25	3 Stainless Steel	0.25 Teflon	24.5-25.5

TABLE 6

SOIL GAS PROBE CONSTRUCTION
Former Ford Aeronutronics Facility
Newport Beach, California

Sampling Location	Parcel Number	Sample Depth [1] (feet bgs)	Date Installed	Date Destroyed	Reporting Period(s)Sampled [2]	Boring Diameter (inches) [3]	Probe Length (inches) and Material	Tubing Diameter (inches) and Material	Sand Pack Interval (feet bgs)
SG-10-02	10	35.0	06/17/2020	NA	2Q20, 4Q20, 1S21, 2S21, 1S22, 2S22	2.25	3 Stainless Steel	0.25 Teflon	34.5-35.5
SG-10-02	10	45.0	06/17/2020	NA	2Q20, 4Q20, 2S21, 1S22	2.25	3 Stainless Steel	0.25 Teflon	44.5-45.5
SG-10-03A	10	10.0	06/15/2020	NA	2Q20, 4Q20, 1S21, 2S21, 1S22, 2S22	6.0/2.25	3 Stainless Steel	0.25 Teflon	9.5-10.5
SG-10-03A	10	20.0	06/15/2020	NA	2Q20, 4Q20, 1S21, 2S21, 1S22, 2S22	2.25	3 Stainless Steel	0.25 Teflon	19.5-20.5
SG-10-03A	10	30.0	06/15/2020	NA	2Q20, 4Q20, 1S21, 2S21, 1S22, 2S22	2.25	3 Stainless Steel	0.25 Teflon	29.5-30.5
SG-10-03B	10	25.0	06/15/2020	NA	2Q20, 4Q20, 1S21, 2S21, 1S22, 2S22	6.0/2.25	3 Stainless Steel	0.25 Teflon	24.5-25.5
SG-10-03B	10	35.0	06/15/2020	NA	2Q20, 4Q20, 1S21, 2S21, 1S22, 2S22	2.25	3 Stainless Steel	0.25 Teflon	34.5-35.5
SG-10-03B	10	45.0	06/15/2020	NA	2Q20, 4Q20, 2S21, 1S22, 2S22	2.25	3 Stainless Steel	0.25 Teflon	44.5-45.5
SG-10-04	10	10.0	06/16/2020	NA	2Q20, 4Q20, 1S21, 2S21, 1S22, 2S22	6.0/2.25	3 Stainless Steel	0.25 Teflon	9.5-10.5
SG-10-04	10	20.0	06/16/2020	NA	2Q20, 4Q20, 1S21, 2S21, 1S22, 2S22	2.25	3 Stainless Steel	0.25 Teflon	19.5-20.5
SG-10-04	10	40.0	06/16/2020	NA	2Q20, 4Q20, 1S21, 2S21, 1S22, 2S22	2.25	3 Stainless Steel	0.25 Teflon	39.5-40.5
SG-10-05	10	5.0	06/17/2020	NA	2Q20, 4Q20, 1S21, 2S21, 1S22, 2S22	6.0/3.25/2.25	3 Stainless Steel	0.25 Teflon	4.5-5.5
SG-10-05	10	25.0	06/17/2020	NA	2Q20, 4Q20, 1S21, 2S21, 1S22, 2S22	2.25	3 Stainless Steel	0.25 Teflon	24.5-25.5
SG-10-05	10	45.0	06/17/2020	NA	2Q20, 4Q20, 1S21, 2S21, 1S22, 2S22	2.25	3 Stainless Steel	0.25 Teflon	44.5-45.5
Big Canyon Arroyo Area Soil Gas Probes									
SG-16	15	5.0	05/21/2018	NA	2Q18, 1Q19, 3Q19, 1Q20, 3Q20, 1S21, 2S21, 1S22	6.0/2.5	1 Stainless Steel	0.25 Teflon	4.5-5.5
SG-16	15	15.0	05/21/2018	NA	2Q18, 1Q19, 3Q19, 1Q20, 3Q20, 1S21, 2S21, 1S22	2.5	1 Stainless Steel	0.25 Teflon	14.5-15.5
SG-17	15	4.0	05/21/2018	10/01/2019	2Q18	6.0/2.5	1 Stainless Steel	0.25 Teflon	3.5-4.5
SG-18	15	5.0	05/21/2018	NA	2Q18, 1Q19, 3Q19, 1Q20, 3Q20, 1S21, 2S21, 1S22	6.0/2.5	1 Stainless Steel	0.25 Teflon	4.5-5.5
SG-18	15	15.0	05/21/2018	NA	2Q18, 1Q19, 3Q19, 1Q20	2.5	1 Stainless Steel	0.25 Teflon	14.5-15.5
SG-19	15	5.0	05/21/2018	NA	2Q18, 1Q19, 3Q19, 1Q20, 3Q20, 1S21, 2S21, 1S22	6.0/2.5	1 Stainless Steel	0.25 Teflon	4.5-5.5
SG-19	15	15.0	05/21/2018	NA	2Q18, 1Q19, 3Q19, 1Q20, 1S22	2.5	1 Stainless Steel	0.25 Teflon	14.5-15.5
SG-20	15	5.0	05/24/2018	NA	2Q18, 1Q19, 3Q19, 1Q20, 3Q20, 1S21, 2S21, 1S22	6.0/2.5	1 Stainless Steel	0.25 Teflon	4.5-5.5
SG-20	15	15.0	05/24/2018	NA	2Q18, 1Q19, 3Q19, 1Q20, 3Q20, 1S21, 2S21, 1S22	2.5	1 Stainless Steel	0.25 Teflon	14.5-15.5
SG-21	15	5.0	06/25/2018	NA	3Q18, 1Q19, 3Q19, 1Q20, 3Q20, 1S21, 2S21, 1S22	6.0/3.0/2.5	1 Stainless Steel	0.25 Teflon	4.5-5.5
SG-21	15	15.0	06/25/2018	NA	3Q18, 1Q19, 3Q19, 1Q20, 3Q20, 1S21, 2S21, 1S22	2.5	1 Stainless Steel	0.25 Teflon	14.5-15.5
SG-22	15	5.0	06/25/2018	NA	3Q18, 1Q19, 3Q19, 1Q20, 3Q20, 1S21, 2S21, 1S22	6.0/3.0/2.5	1 Stainless Steel	0.25 Teflon	4.5-5.5
SG-22	15	15.0	06/25/2018	NA	3Q18	2.5	1 Stainless Steel	0.25 Teflon	14.5-15.5
SG-23	16	5.0	06/29/2018	NA	3Q18, 1Q19, 3Q19, 1Q20, 2Q20, 3Q20, 4Q20, 1S21, 2S21, 1S22	4.5/2.5	1 Stainless Steel	0.25 Teflon	4.5-5.5
SG-23	16	15.0	06/29/2018	NA	3Q18, 4Q20, 2S22	2.5	1 Stainless Steel	0.25 Teflon	14.5-15.5
SG-24	16	5.0	06/25/2018	NA	3Q18, 1Q19, 3Q19, 1Q20, 3Q20, 1S21, 2S21, 1S22, 2S22	4.5/3.0/2.5	1 Stainless Steel	0.25 Teflon	4.5-5.5
SG-24	16	15.0	06/25/2018	NA	3Q18, 1Q19, 3Q19, 1Q20, 3Q20, 1S21, 2S21, 1S22, 2S22	2.5	1 Stainless Steel	0.25 Teflon	14.5-15.5
SG-25	18	5.0	06/27/2018	NA	3Q18, 1Q19, 3Q19, 1Q20, 3Q20, 1S21, 2S21, 1S22	6.0/3.0/2.5	1 Stainless Steel	0.25 Teflon	4.5-5.5
SG-25	18	15.0	06/27/2018	NA	3Q18, 1Q19	2.5	1 Stainless Steel	0.25 Teflon	14.5-15.5
SG-26	15	5.0	06/25/2018	NA	3Q18	6.0/3.0/2.5	1 Stainless Steel	0.25 Teflon	4.5-5.5
SG-27	16	5.0	06/29/2018	NA	3Q18, 1Q19, 3Q19, 1Q20, 3Q20, 1S21, 2S21, 1S22	6.0/3.0/2.5	1 Stainless Steel	0.25 Teflon	4.5-5.5
SG-27	16	15.0	06/29/2018	NA	3Q18, 1Q19, 3Q19, 1Q20, 3Q20, 1S21, 2S21, 1S22	2.5	1 Stainless Steel	0.25 Teflon	14.5-15.5
SG-28	20	5.0	06/26/2018	NA	3Q18, 1Q19, 3Q19, 1Q20, 3Q20, 1S21, 2S21, 1S22	6.0/3.0	1 Stainless Steel	0.25 Teflon	4.5-5.5
SG-28	20	15.0	06/26/2018	NA	1Q19, 3Q19, 3Q20, 1S21, 2S21, 1S22	3.0	1 Stainless Steel	0.25 Teflon	14.5-15.5
SG-29	15	5.0	06/25/2018	NA	3Q18, 1Q19, 3Q19, 1Q20, 3Q20, 1S21, 2S21, 1S22	6.0/3.0/2.5	1 Stainless Steel	0.25 Teflon	4.5-5.5

TABLE 6

SOIL GAS PROBE CONSTRUCTION
Former Ford Aeronutronics Facility
Newport Beach, California

Sampling Location	Parcel Number	Sample Depth [1] (feet bgs)	Date Installed	Date Destroyed	Reporting Period(s)Sampled [2]	Boring Diameter (inches) [3]	Probe Length (inches) and Material	Tubing Diameter (inches) and Material	Sand Pack Interval (feet bgs)
SG-29	15	15.0	06/25/2018	NA	3Q18, 1Q19, 3Q19, 2S21, 1S22	2.5	1 Stainless Steel	0.25 Teflon	14.5-15.5
SG-61	ROW	5.0	01/08/2019	NA	1Q19, 3Q19, 1Q20, 3Q20, 1S21, 2S21, 1S22, 2S22	6.0/3.25	1 Stainless Steel	0.25 Teflon	4.5-5.5
SG-61	ROW	15.0	01/08/2019	NA	1Q19, 3Q19, 1Q20, 3Q20, 1S21, 2S21, 1S22, 2S22	3.25	1 Stainless Steel	0.25 Teflon	14.5-15.5
SG-62	ROW	Probe not installed							
SG-62A	ROW	5.5	09/30/2019	NA	4Q19, 1Q20, 3Q20, 1S21, 1S22, 2S22	7.0/2.5	12 Stainless Steel	0.5 Teflon	4.5-6.5
SG-62A	ROW	12.0	09/30/2019	NA	4Q19, 1Q20, 3Q20, 1S21, 1S22, 2S22	2.5	12 Stainless Steel	0.5 Teflon	11.0-13.0
SG-63	15	5.0	09/10/2018	NA	1Q19, 4Q19, 1Q20, 3Q20, 1S21, 2S21, 1S22	6.0/3.0/2.25	1 Stainless Steel	0.25 Teflon	4.5-5.5
SG-63	15	15.0	09/10/2018	NA	--	2.25	1 Stainless Steel	0.25 Teflon	14.5-15.5
SG-63A	15	13.5	09/30/2019	NA	1S22	2.5	12 Stainless Steel	0.5 Teflon	12.5-14.5
SG-65	20	5.0	09/05/2018	NA	3Q18, 1Q19, 3Q19, 1Q20, 3Q20, 1S21, 2S21, 1S22	6.0/3.0	1 Stainless Steel	0.25 Teflon	4.5-5.5
SG-65	20	15.0	09/05/2018	NA	3Q18, 1Q19, 3Q19, 1Q20, 3Q20, 1S21, 2S21, 1S22	3.0	1 Stainless Steel	0.25 Teflon	14.5-15.5
SG-66	15	5.0	09/10/2018	NA	3Q18, 1Q19, 3Q19, 1Q20, 3Q20, 1S21, 2S21, 1S22	6.0/3.0/2.25	1 Stainless Steel	0.25 Teflon	4.5-5.5
SG-66	15	15.0	09/10/2018	NA	3Q18, 3Q19	2.25	1 Stainless Steel	0.25 Teflon	14.5-15.5
SG-67	16	5.0	09/13/2018	NA	3Q18, 1Q19, 3Q19, 1Q20, 3Q20, 1S21, 2S21, 1S22	6.0/3.25/2.25	1 Stainless Steel	0.25 Teflon	4.5-5.5
SG-67	16	15.0	09/13/2018	NA	3Q18, 1Q19, 3Q19, 1Q20, 3Q20, 1S21, 2S21, 1S22	2.25	1 Stainless Steel	0.25 Teflon	14.5-15.5
SG-69	16	5.0	09/14/2018	NA	3Q18, 1Q19, 3Q19, 1Q20, 3Q20, 1S21, 2S21, 1S22	6.0/3.25/2.25	1 Stainless Steel	0.25 Teflon	4.5-5.5
SG-69	16	10.0	09/14/2018	NA	3Q18, 1Q19, 3Q19, 1Q20, 3Q20, 1S21, 2S21	2.25	1 Stainless Steel	0.25 Teflon	9.5-10.5
SG-70	ROW	5.0	01/11/2019	NA	1Q19, 3Q19, 1Q20, 3Q20, 1S21, 2S21, 1S22	6.0/3.25	1 Stainless Steel	0.25 Teflon	4.5-5.5
SG-70	ROW	12.0	01/11/2019	NA	1Q19, 3Q19, 1Q20, 3Q20, 1S21, 2S21, 1S22	3.25	1 Stainless Steel	0.25 Teflon	11.5-12.5
SG-71	16	5.0	09/13/2018	NA	3Q18, 1Q19, 3Q19, 1Q20, 3Q20, 1S21, 2S21, 1S22	6.0/3.25/2.25	1 Stainless Steel	0.25 Teflon	4.5-5.5
SG-71	16	15.0	09/13/2018	NA	--	2.25	1 Stainless Steel	0.25 Teflon	14.5-15.5
SG-71A	16	Probe not installed; no additional installation efforts made							
SG-72	16	5.0	10/10/2018	NA	4Q18, 1Q19, 3Q19, 1Q20, 3Q20, 1S21, 2S21, 1S22, 2S22	6.0/3.25/2.25	1 Stainless Steel	0.25 Teflon	4.5-5.5
SG-72	16	15.0	10/10/2018	NA	4Q18, 3Q19, 1Q20, 3Q20, 1S21, 2S21, 1S22, 2S22	2.25	1 Stainless Steel	0.25 Teflon	14.5-15.5
SG-73	16	5.0	09/13/2018	NA	3Q18, 1Q19, 3Q19, 1Q20, 3Q20, 1S21, 2S21, 1S22, 2S22	6.0/3.25/2.25	1 Stainless Steel	0.25 Teflon	4.5-5.5
SG-73	16	15.0	09/13/2018	NA	3Q18, 1Q19, 3Q19, 1Q20, 3Q20, 1S21, 2S21, 1S22, 2S22	2.25	1 Stainless Steel	0.25 Teflon	14.5-15.5
SG-74	16	5.0	09/13/2018	NA	3Q18, 1Q19, 3Q19, 1Q20, 3Q20, 1S21, 2S21, 1S22	6.0/3.25/2.25	1 Stainless Steel	0.25 Teflon	4.5-5.5
SG-74	16	15.0	09/13/2018	NA	3Q18, 1Q19, 3Q19, 1Q20, 3Q20, 1S21, 2S21, 1S22	2.25	1 Stainless Steel	0.25 Teflon	14.5-15.5
SG-75	ROW	5.0	01/10/2019	08/20/2021	1Q19, 2Q19, 4Q19, 1Q20	6.0/3.25/2.25	1 Stainless Steel	0.25 Teflon	4.5-5.5
SG-75	ROW	15.0	01/10/2019	08/20/2021	3Q19, 3Q20	2.25	1 Stainless Steel	0.25 Teflon	14.5-15.5
SG-75A	ROW	9.0	09/26/2019	NA	4Q19, 1Q20, 3Q20, 1S21, 2S21, 1S22, 2S22	6.0/2.5	12 Stainless Steel	0.5 Teflon	8.0-10.0
SG-75B	ROW	5.0	08/20/2021	NA	2S21, 1S22, 2S22	6.0	3 Stainless Steel	0.25 Teflon	4.5-5.5
SG-75B	ROW	15.0	08/20/2021	NA	2S21, 1S22, 2S22	3.25	3 Stainless Steel	0.25 Teflon	14.5-15.5
SG-76	ROW	5.0	01/09/2019	08/20/2021	1Q19, 3Q19, 1Q20, 3Q20	6.0/3.25/2.25	1 Stainless Steel	0.25 Teflon	4.5-5.5
SG-76	ROW	15.0	01/09/2019	08/20/2021	1Q19, 3Q19, 1Q20, 3Q20, 1S21	2.25	1 Stainless Steel	0.25 Teflon	14.5-15.5
SG-76A	ROW	5.0	08/20/2021	NA	2S21, 1S22, 2S22	6.0/3.25	3 Stainless Steel	0.25 Teflon	4.5-5.5
SG-76A	ROW	15.0	08/20/2021	NA	2S21, 1S22, 2S22	3.25	3 Stainless Steel	0.25 Teflon	14.5-15.5
SG-77	ROW	5.0	01/09/2019	NA	1Q19, 2Q19, 3Q19, 4Q19, 1Q20, 3Q20, 1S21	6.0/3.25/2.25	1 Stainless Steel	0.25 Teflon	4.5-5.5
SG-77	ROW	11.5	01/09/2019	NA	2S21, 1S22	2.25	1 Stainless Steel	0.25 Teflon	11.0-12.0
SG-77A	ROW	13.0	09/26/2019	NA	4Q19, 1S22	6.0/2.5	12 Stainless Steel	0.5 Teflon	12.0-14.0

TABLE 6

SOIL GAS PROBE CONSTRUCTION
Former Ford Aeronutronics Facility
Newport Beach, California

Sampling Location	Parcel Number	Sample Depth [1] (feet bgs)	Date Installed	Date Destroyed	Reporting Period(s)Sampled [2]	Boring Diameter (inches) [3]	Probe Length (inches) and Material	Tubing Diameter (inches) and Material	Sand Pack Interval (feet bgs)
SG-78	15	5.0	01/10/2019	NA	1Q19, 3Q19, 1Q20, 3Q20, 1S21, 2S21, 1S22	6.0/3.25/2.25	1 Stainless Steel	0.25 Teflon	4.5-5.5
SG-78	15	15.0	01/10/2019	NA	1Q19, 3Q19, 1Q20, 3Q20, 1S21, 2S21, 1S22	2.25	1 Stainless Steel	0.25 Teflon	14.5-15.5
SG-79	ROW	5.0	01/11/2019	NA	1Q19, 3Q19, 1Q20, 3Q20, 1S21, 1S22	6.0/3.25/2.25	1 Stainless Steel	0.25 Teflon	4.5-5.5
SG-79	ROW	15.0	01/11/2019	NA	1Q19	2.25	1 Stainless Steel	0.25 Teflon	14.5-15.5
SG-123	16	5.0	03/14/2019	NA	2Q19, 3Q19, 1Q20, 3Q20, 1S21, 2S21, 1S22, 2S22	6.0/3.25/2.25	3 Stainless Steel	0.25 Teflon	4.5-5.5
SG-123	16	15.0	03/14/2019	NA	2Q19, 3Q19, 1Q20, 3Q20, 1S21, 2S21, 1S22, 2S22	2.25	3 Stainless Steel	0.25 Teflon	14.5-15.5
SG-124	16	5.0	03/14/2019	NA	2Q19, 3Q19, 1Q20, 2Q20, 3Q20, 4Q20, 1S21, 2S21, 1S22, 2S22	6.0/3.25/2.25	3 Stainless Steel	0.25 Teflon	4.5-5.5
SG-124	16	15.0	03/14/2019	NA	2Q19, 3Q19, 1Q20, 2Q20, 3Q20, 4Q20, 1S21, 2S21, 1S22, 2S22	2.25	3 Stainless Steel	0.25 Teflon	14.5-15.5
SG-125	16	5.0	03/22/2019	NA	2Q19, 3Q19, 1Q20, 3Q20, 1S21, 2S21, 1S22	6.0/3.25/2.25	3 Stainless Steel	0.25 Teflon	4.5-5.5
SG-125	16	15.0	03/22/2019	NA	2Q19, 3Q19, 1Q20	2.25	3 Stainless Steel	0.25 Teflon	14.5-15.5
SG-134	16	5.0	05/06/2019	NA	2Q19, 3Q19, 1Q20, 3Q20, 1S21, 2S21, 1S22, 2S22	6.0/3.25/2.5	3 Stainless Steel	0.25 Teflon	4.5-5.5
SG-134	16	15.0	05/06/2019	NA	2Q19, 3Q19, 1Q20, 3Q20, 1S21, 2S21, 1S22, 2S22	2.5	3 Stainless Steel	0.25 Teflon	14.5-15.5
Big Canyon Arroyo Area SVE Monitoring Points									
SG-16-01	16	5.0	06/22/2020	NA	2Q20, 4Q20, 2S21, 1S22, 2S22	6.0/3.25/2.25	3 Stainless Steel	0.25 Teflon	4.5-5.5
SG-16-01	16	13.0	06/22/2020	NA	--	2.25	3 Stainless Steel	0.25 Teflon	12.5-13.5
SG-16-02	16	5.0	06/09/2020	NA	2Q20, 4Q20, 1S21, 2S21, 1S22, 2S22	6.0/3.25/2.25	3 Stainless Steel	0.25 Teflon	4.5-5.5
SG-16-02	16	13.0	06/09/2020	NA	--	2.25	3 Stainless Steel	0.25 Teflon	12.5-13.5
SG-16-03	16	5.0	06/09/2020	NA	2Q20, 4Q20, 2S21, 1S22, 2S22	6.0/3.25/2.25	3 Stainless Steel	0.25 Teflon	4.5-5.5
SG-16-03	16	16.0	06/09/2020	NA	--	2.25	3 Stainless Steel	0.25 Teflon	15.5-16.5

Notes

1. For soil gas probes installed with a 1-inch or 3-inch screen, the sample depth references the top of the screen; for the soil gas probes installed with a 12-inch screen, the sample depth references the mid-point of the screen. For discussion purposes, the probe depth is also considered the sample depth.
2. Specific sampling dates are provided in the Historical Soil Gas Sampling Results table (see Appendix A, Table A-4).
3. Boreholes were hand-augered from the ground surface to approximately 4.5 or 5 feet bgs with a 2.5-inch, 6-inch or 7-inch-wide hand auger bucket. Boreholes were completed for soil gas probes using a combination of hand auger and/or direct push drilling methods to advance the borehole to total depth with diameters ranging from 3.25-inches to 2.25-inches. Boreholes were completed for SVE monitoring points using hollow stem auger drilling methods to advance the borehole to total depth with 8-inch outside diameters augers.
4. Installation of soil gas probes noted as "probe not installed" was attempted but unsuccessful due to saturated soil. The soil gas probe was installed at alternate location except where noted that no additional installation efforts will be made.

** The multi-depth soil gas probes are used to vertically delineate soil gas and are not step-out locations from similarly named SG locations.

Abbreviations

-- = Sampling attempted, but not successful due to saturated probe or vacuum.
bgs = below ground surface
Caltrans = California Department of Transportation property
CT/CAL = Caltrans
NA = not applicable
NS = not sampled as of the end of the reporting period
Q = quarter (e.g., 3Q18 stands for third quarter of 2018)
ROW= City of Newport Beach right-of-way property
S = semi-annual period (e.g., 1S21 stands for first semi-annual period of 2021)
SVE = Soil Vapor Extraction

TABLE 7

PERIMETER SOIL GAS PROBE CONSTRUCTION
Former Ford Aeronutronics Facility
Newport Beach, California

Sampling Location	Parcel Number	Sample Depth [1] (feet bgs)	Date Installed	Date Destroyed	Reporting Period(s) Sampled [2]	Boring Diameter (inches) [3]	Probe Length (inches) and Material	Tubing Diameter (inches) and Material	Sand Pack Interval (feet bgs)
North Area									
PSG-01-01	1	5.0	03/20/2019	NA	3Q20, 1S21, 2S21, 1S22	6.0/3.25	3 Stainless Steel	0.25 Teflon	4.5-5.5
PSG-01-01	1	15.0	03/20/2019	NA	2Q19, 3Q19, 1Q20, 2Q20, 3Q20, 1S21, 2S21, 1S22	3.25	3 Stainless Steel	0.25 Teflon	14.5-15.5
PSG-01-02	1	5.0	03/20/2019	NA	2Q19, 3Q19, 1Q20, 2Q20, 3Q20, 1S21, 2S21, 1S22, 2S22	6.0/3.25	3 Stainless Steel	0.25 Teflon	4.5-5.5
PSG-01-02	1	15.0	03/20/2019	NA	2Q19, 3Q19, 1Q20, 2Q20, 3Q20, 1S21, 2S21, 1S22, 2S22	3.25	3 Stainless Steel	0.25 Teflon	14.5-15.5
PSG-01-03	1	5.0	03/20/2019	NA	--	6.0/3.25	3 Stainless Steel	0.25 Teflon	4.5-5.5
PSG-01-03	1	15.0	03/20/2019	NA	2Q19, 3Q19, 1Q20, 2Q20, 3Q20, 1S21, 2S21, 1S22	3.25	3 Stainless Steel	0.25 Teflon	14.5-15.5
PSG-01-04	1	5.0	04/01/2019	NA	2Q19, 3Q19, 1Q20, 2Q20, 3Q20, 1S21, 2S21, 1S22, 2S22	6.0/3.25	3 Stainless Steel	0.25 Teflon	4.5-5.5
PSG-01-04	1	15.0	04/01/2019	NA	2Q19, 3Q19, 1Q20, 2Q20, 3Q20, 1S21, 2S21, 1S22, 2S22	3.25	3 Stainless Steel	0.25 Teflon	14.5-15.5
PSG-01-05	1	5.0	03/21/2019	NA	2Q19, 3Q19, 1Q20, 2Q20, 3Q20, 1S21, 2S21, 1S22	6.0/2.25	3 Stainless Steel	0.25 Teflon	4.5-5.5
PSG-01-05	1	15.0	03/21/2019	NA	2Q19, 3Q19, 1Q20, 2Q20, 3Q20, 1S21, 2S21, 1S22	2.25	3 Stainless Steel	0.25 Teflon	14.5-15.5
PSG-01-06	1	5.0	03/21/2019	NA	2Q19, 3Q19, 1Q20, 2Q20, 3Q20, 1S21, 2S21, 1S22, 2S22	6.0/3.25	3 Stainless Steel	0.25 Teflon	4.5-5.5
PSG-01-06	1	15.0	03/21/2019	NA	2Q19, 3Q19, 1Q20, 2Q20, 3Q20, 1S21, 2S21, 1S22, 2S22	3.25	3 Stainless Steel	0.25 Teflon	14.5-15.5
PSG-01-07	1	5.0	03/21/2019	NA	2Q19, 3Q19, 1Q20, 2Q20, 3Q20, 1S21, 2S21, 1S22	6.0/3.25	3 Stainless Steel	0.25 Teflon	4.5-5.5
PSG-01-07	1	15.0	03/21/2019	NA	2Q19, 3Q19, 1Q20, 2Q20, 3Q20, 1S21, 2S21, 1S22	3.25	3 Stainless Steel	0.25 Teflon	14.5-15.5
PSG-01-08	1	5.0	03/21/2019	NA	2Q19, 3Q19, 3Q20, 1S21, 2S21, 1S22, 2S22	6.0/3.25	3 Stainless Steel	0.25 Teflon	4.5-5.5
PSG-01-08	1	15.0	03/21/2019	NA	2Q19, 3Q19, 1Q20, 2Q20, 3Q20, 1S21, 2S21, 1S22, 2S22	3.25	3 Stainless Steel	0.25 Teflon	14.5-15.5
PSG-01-09	1	5.0	03/21/2019	NA	2Q19, 3Q19, 1Q20, 2Q20, 3Q20, 1S21, 2S21, 1S22	6.0/3.25	3 Stainless Steel	0.25 Teflon	4.5-5.5
PSG-01-09	1	15.0	03/21/2019	NA	2Q19, 3Q19, 1Q20, 2Q20, 3Q20, 1S21, 2S21, 1S22	3.25	3 Stainless Steel	0.25 Teflon	14.5-15.5
PSG-01-10	1	5.0	03/25/2019	NA	2Q19, 3Q19, 3Q20, 1S21, 2S21, 1S22, 2S22	6.0/3.25	3 Stainless Steel	0.25 Teflon	4.5-5.5
PSG-01-10	1	15.0	03/25/2019	NA	2Q19, 3Q19, 1Q20, 2Q20, 3Q20, 1S21, 2S21, 1S22, 2S22	3.25	3 Stainless Steel	0.25 Teflon	14.5-15.5
PSG-01-11	1	5.0	03/25/2019	NA	2Q19, 3Q19, 1Q20, 3Q20, 1S21, 2S21, 1S22	6.0/3.25	3 Stainless Steel	0.25 Teflon	4.5-5.5
PSG-01-11	1	15.0	03/25/2019	NA	2Q19, 3Q19, 1Q20, 2Q20, 3Q20, 1S21, 2S21, 1S22	3.25	3 Stainless Steel	0.25 Teflon	14.5-15.5
PSG-01-12	1	5.0	03/22/2019	NA	2Q19, 3Q19	6.0/3.25	3 Stainless Steel	0.25 Teflon	4.5-5.5
PSG-01-12	1	15.0	03/22/2019	NA	2Q19, 3Q19, 1Q20, 2Q20, 3Q20, 1S21, 2S21, 1S22, 2S22	3.25	3 Stainless Steel	0.25 Teflon	14.5-15.5
PSG-01-13	1	5.0	03/25/2019	NA	2Q19, 3Q19, 1Q20, 2Q20, 3Q20, 1S21, 2S21, 1S22	6.0/3.25	3 Stainless Steel	0.25 Teflon	4.5-5.5
PSG-01-13	1	15.0	03/25/2019	NA	2Q19, 3Q19, 1Q20, 2Q20, 1S21, 2S21, 1S22	3.25	3 Stainless Steel	0.25 Teflon	14.5-15.5
PSG-01-14	1	5.0	03/25/2019	NA	2Q19, 3Q19, 1Q20, 2Q20, 3Q20, 1S21, 2S21, 1S22, 2S22	6.0/3.25	3 Stainless Steel	0.25 Teflon	4.5-5.5
PSG-01-14	1	15.0	03/25/2019	NA	2Q19, 3Q19, 1Q20, 2Q20, 3Q20, 1S21, 2S21, 1S22, 2S22	3.25	3 Stainless Steel	0.25 Teflon	14.5-15.5
PSG-01-15	1	5.0	03/26/2019	NA	3Q19	6.0/3.25	3 Stainless Steel	0.25 Teflon	4.5-5.5
PSG-01-15	1	15.0	03/26/2019	NA	2Q19, 3Q19, 1Q20, 2Q20, 3Q20, 1S21, 2S21, 1S22	3.25	3 Stainless Steel	0.25 Teflon	14.5-15.5
PSG-01-16	1	5.0	03/26/2019	NA	1S21, 2S21, 1S22, 2S22	6.0/3.25	3 Stainless Steel	0.25 Teflon	4.5-5.5
PSG-01-16	1	15.0	03/26/2019	NA	2Q19, 3Q19, 1Q20, 2Q20, 3Q20, 1S21, 2S21, 1S22, 2S22	3.25	3 Stainless Steel	0.25 Teflon	14.5-15.5
PSG-01-17	1	5.0	03/26/2019	NA	2Q19, 3Q19, 1Q20, 3Q20, 1S21, 2S21, 1S22	6.0/3.25	3 Stainless Steel	0.25 Teflon	4.5-5.5

TABLE 7

PERIMETER SOIL GAS PROBE CONSTRUCTION
Former Ford Aeronutronics Facility
Newport Beach, California

Sampling Location	Parcel Number	Sample Depth [1] (feet bgs)	Date Installed	Date Destroyed	Reporting Period(s) Sampled [2]	Boring Diameter (inches) [3]	Probe Length (inches) and Material	Tubing Diameter (inches) and Material	Sand Pack Interval (feet bgs)
PSG-01-17	1	15.0	03/26/2019	NA	2Q19, 3Q19, 1Q20, 2Q20, 3Q20, 1S21, 2S21, 1S22	3.25	3 Stainless Steel	0.25 Teflon	14.5-15.5
PSG-01-18	1	5.0	03/27/2019	NA	2Q19, 3Q19, 1Q20, 2Q20, 3Q20, 1S21, 2S21, 1S22, 2S22	6.0/3.25	3 Stainless Steel	0.25 Teflon	4.5-5.5
PSG-01-18	1	15.0	03/27/2019	NA	2Q19, 3Q19, 1Q20, 2Q20, 3Q20, 1S21, 2S21, 1S22, 2S22	3.25	3 Stainless Steel	0.25 Teflon	14.5-15.5
PSG-01-19	1	5.0	03/27/2019	NA	2Q19, 3Q19, 1Q20, 2Q20, 3Q20, 1S21, 2S21, 1S22	6.0/3.25	3 Stainless Steel	0.25 Teflon	4.5-5.5
PSG-01-19	1	15.0	03/27/2019	NA	2Q19, 3Q19, 1Q20, 2Q20, 3Q20, 1S21, 2S21, 1S22	3.25	3 Stainless Steel	0.25 Teflon	14.5-15.5
PSG-01-20	1	5.0	03/27/2019	NA	2Q19, 3Q19, 1Q20, 2Q20, 3Q20, 1S21, 2S21, 1S22, 2S22	6.0/3.25	3 Stainless Steel	0.25 Teflon	4.5-5.5
PSG-01-20	1	15.0	03/27/2019	NA	2Q19, 3Q19, 1Q20, 2Q20, 3Q20, 1S21, 2S21, 1S22, 2S22	3.25	3 Stainless Steel	0.25 Teflon	14.5-15.5
PSG-01-21	1	5.0	03/27/2019	NA	2Q19, 3Q19, 3Q20, 1S21, 2S21, 1S22	6.0/3.25	3 Stainless Steel	0.25 Teflon	4.5-5.5
PSG-01-21	1	15.0	03/27/2019	NA	2Q19, 3Q19, 1Q20, 2Q20, 3Q20, 1S21, 2S21, 1S22	3.25	3 Stainless Steel	0.25 Teflon	14.5-15.5
PSG-01-22	1	5.0	03/28/2019	NA	2Q19, 3Q19, 1Q20, 2Q20, 3Q20, 1S21, 2S21, 1S22, 2S22	6.0/3.25	3 Stainless Steel	0.25 Teflon	4.5-5.5
PSG-01-22	1	15.0	03/28/2019	NA	2Q19, 3Q19, 1Q20, 2Q20, 3Q20, 1S21, 2S21, 1S22, 2S22	3.25	3 Stainless Steel	0.25 Teflon	14.5-15.5
PSG-01-23	1	5.0	03/28/2019	NA	1S21, 2S21, 1S22	6.0/3.25	3 Stainless Steel	0.25 Teflon	4.5-5.5
PSG-01-23	1	15.0	03/28/2019	NA	3Q19, 1Q20, 2Q20	3.25	3 Stainless Steel	0.25 Teflon	14.5-15.5
PSG-01-24	1	5.0	03/28/2019	NA	1S21	6.0/3.25	3 Stainless Steel	0.25 Teflon	4.5-5.5
PSG-01-24	1	15.0	03/28/2019	NA	2Q19, 3Q19, 1Q20, 2Q20, 3Q20, 1S21, 2S21, 1S22, 2S22	3.25	3 Stainless Steel	0.25 Teflon	14.5-15.5
PSG-01-25	1	5.0	03/29/2019	NA	2Q19, 3Q19, 1Q20, 2Q20, 3Q20, 1S21, 2S21, 1S22	6.0/3.25	3 Stainless Steel	0.25 Teflon	4.5-5.5
PSG-01-25	1	15.0	03/29/2019	NA	2Q19, 3Q19, 1Q20, 2Q20, 3Q20, 1S21, 2S21, 1S22	3.25	3 Stainless Steel	0.25 Teflon	14.5-15.5
PSG-01-26	1	5.0	03/29/2019	NA	2Q19, 3Q19, 1Q20, 2Q20, 3Q20, 1S21, 2S21, 1S22, 2S22	6.0/3.25	3 Stainless Steel	0.25 Teflon	4.5-5.5
PSG-01-26	1	15.0	03/29/2019	NA	2Q19, 3Q19, 1Q20, 2Q20, 3Q20, 1S21, 2S21, 1S22, 2S22	3.25	3 Stainless Steel	0.25 Teflon	14.5-15.5
PSG-01-27	1	5.0	03/29/2019	NA	2Q19, 3Q19, 1Q20, 2Q20, 3Q20, 1S21, 2S21, 1S22	6.0/3.25	3 Stainless Steel	0.25 Teflon	4.5-5.5
PSG-01-27	1	15.0	03/29/2019	NA	2Q19, 3Q19, 1Q20, 2Q20, 3Q20, 1S21, 2S21, 1S22	3.25	3 Stainless Steel	0.25 Teflon	14.5-15.5
PSG-01-28	1	5.0	03/29/2019	NA	2Q19, 3Q19, 1Q20, 2Q20, 3Q20, 1S21, 2S21, 1S22, 2S22	6.0/3.25	3 Stainless Steel	0.25 Teflon	4.5-5.5
PSG-01-28	1	15.0	03/29/2019	NA	2Q19, 3Q19, 1Q20, 2Q20, 3Q20, 1S21, 2S21, 1S22, 2S22	3.25	3 Stainless Steel	0.25 Teflon	14.5-15.5
PSG-01-29	1	6.0	04/01/2019	NA	1S21, 2S21, 1S22	6.0/3.25	3 Stainless Steel	0.25 Teflon	5.5-6.5
PSG-01-29	1	13.0	04/01/2019	NA	2Q19, 3Q19, 1Q20, 2Q20, 3Q20, 1S21, 2S21, 1S22	3.25	3 Stainless Steel	0.25 Teflon	12.5-13.5
PSG-01-30	1	5.0	03/29/2019	NA	2Q19, 3Q19, 3Q20, 1S21, 2S21, 1S22, 2S22	6.0/3.25	3 Stainless Steel	0.25 Teflon	4.5-5.5
PSG-01-30	1	15.0	03/29/2019	NA	--	3.25	3 Stainless Steel	0.25 Teflon	14.5-15.5
PSG-01-31	1	5.0	04/02/2019	NA	2Q19, 3Q19, 1Q20, 2Q20, 3Q20, 1S21, 2S21, 1S22	6.0/3.25	3 Stainless Steel	0.25 Teflon	4.5-5.5
PSG-01-31	1	15.0	04/02/2019	NA	2Q19, 3Q19, 1Q20	3.25	3 Stainless Steel	0.25 Teflon	14.5-15.5
PSG-01-32	1	5.0	04/02/2019	NA	2Q19, 3Q19, 1Q20, 2Q20, 3Q20, 1S21, 2S21, 1S22, 2S22	6.0/3.25	3 Stainless Steel	0.25 Teflon	4.5-5.5
PSG-01-32	1	13.5	04/02/2019	NA	--	3.25	3 Stainless Steel	0.25 Teflon	13.0-14.0
PSG-01-33	1	5.0	04/03/2019	NA	1S21, 2S21, 1S22	6.0/3.25	3 Stainless Steel	0.25 Teflon	4.5-5.5
PSG-01-33	1	15.0	04/03/2019	NA	--	3.25	3 Stainless Steel	0.25 Teflon	14.5-15.5
PSG-01-34	1	5.0	04/01/2019	NA	2Q19, 2Q20, 3Q20, 1S21, 2S21, 1S22, 2S22	6.0/3.25	3 Stainless Steel	0.25 Teflon	4.5-5.5

TABLE 7

PERIMETER SOIL GAS PROBE CONSTRUCTION
Former Ford Aeronutronics Facility
Newport Beach, California

Sampling Location	Parcel Number	Sample Depth [1] (feet bgs)	Date Installed	Date Destroyed	Reporting Period(s) Sampled [2]	Boring Diameter (inches) [3]	Probe Length (inches) and Material	Tubing Diameter (inches) and Material	Sand Pack Interval (feet bgs)
PSG-01-34	1	15.0	04/01/2019	NA	2Q19, 3Q19, 1Q20, 2Q20, 3Q20, 1S21, 2S21, 1S22, 2S22	3.25	3 Stainless Steel	0.25 Teflon	14.5-15.5
PSG-01-35	1	5.0	04/01/2019	NA	2Q19, 3Q19, 1Q20, 2Q20, 3Q20, 1S21, 2S21, 1S22	6.0/3.25	3 Stainless Steel	0.25 Teflon	4.5-5.5
PSG-01-35	1	15.0	04/01/2019	NA	2Q19, 3Q19, 1Q20, 2Q20, 3Q20, 1S21, 2S21, 1S22	3.25	3 Stainless Steel	0.25 Teflon	14.5-15.5
PSG-01-36	1	5.0	04/02/2019	NA	2Q19, 3Q19, 1Q20, 2Q20, 3Q20, 1S21, 2S21, 1S22, 2S22	6.0/3.25	3 Stainless Steel	0.25 Teflon	4.5-5.5
PSG-01-36	1	15.0	04/02/2019	NA	2Q19, 3Q19, 1Q20, 2Q20, 3Q20, 1S21, 2S21, 1S22, 2S22	3.25	3 Stainless Steel	0.25 Teflon	14.5-15.5
PSG-01-37	1	5.0	04/02/2019	NA	2Q19, 3Q19, 2Q20, 3Q20, 1S21, 2S21, 1S22	6.0/3.25	3 Stainless Steel	0.25 Teflon	4.5-5.5
PSG-01-37	1	15.0	04/02/2019	NA	2Q19, 1Q20	3.25	3 Stainless Steel	0.25 Teflon	14.5-15.5
PSG-01-38	1	5.0	04/02/2019	NA	2Q19, 3Q19, 1Q20, 2Q20, 3Q20, 1S21, 2S21, 1S22, 2S22	6.0/3.25	3 Stainless Steel	0.25 Teflon	4.5-5.5
PSG-01-38	1	15.0	04/02/2019	NA	2Q19, 3Q19, 1Q20, 2Q20, 3Q20, 1S21, 2S21, 1S22, 2S22	3.25	3 Stainless Steel	0.25 Teflon	14.5-15.5
PSG-01-39	1	5.0	03/26/2019	NA	2Q19, 3Q19, 1Q20, 2Q20, 3Q20, 1S21, 2S21, 1S22, 2S22	6.0/3.25	3 Stainless Steel	0.25 Teflon	4.5-5.5
PSG-01-39	1	15.0	03/26/2019	NA	2Q19, 3Q19, 1Q20, 2Q20, 3Q20, 1S21, 2S21, 1S22, 2S22	3.25	3 Stainless Steel	0.25 Teflon	14.5-15.5
PSG-01-40	1	5.0	04/03/2019	NA	2Q19, 3Q19, 1Q20, 2Q20, 1S21, 2S21, 1S22, 2S22	6.0/3.25	3 Stainless Steel	0.25 Teflon	4.5-5.5
PSG-01-40	1	15.0	04/03/2019	NA	--	3.25	3 Stainless Steel	0.25 Teflon	14.5-15.5
PSG-01-41	1	5.0	04/03/2019	NA	1Q20, 1S21,1S22	6.0/3.25	3 Stainless Steel	0.25 Teflon	4.5-5.5
PSG-01-41	1	15.0	04/03/2019	NA	--	3.25	3 Stainless Steel	0.25 Teflon	14.5-15.5
PSG-01-42	1	5.0	04/03/2019	06/08/2020	2Q19, 3Q19	6.0/3.25	3 Stainless Steel	0.25 Teflon	4.5-5.5
PSG-01-42	1	15.0	04/03/2019	06/08/2020	--	3.25	3 Stainless Steel	0.25 Teflon	14.5-15.5
PSG-01-43	1	5.0	04/03/2019	NA	--	6.0/3.25	3 Stainless Steel	0.25 Teflon	4.5-5.5
PSG-01-43	1	13.5	04/03/2019	NA	2Q19, 1Q20, 2Q20, 3Q20, 1S21, 2S21, 1S22, 2S22	3.25	3 Stainless Steel	0.25 Teflon	13.0-14.0
PSG-01-44	1	5.0	03/27/2019	NA	1Q20, 2Q20, 3Q20, 1S21, 2S21	6.0/3.25	3 Stainless Steel	0.25 Teflon	4.5-5.5
PSG-01-44	1	15.0	03/27/2019	NA	2Q19, 3Q19, 1Q20, 2Q20, 3Q20, 1S21, 2S21, 1S22	2.25	3 Stainless Steel	0.25 Teflon	14.5-15.5
PSG-01-45	1	5.0	03/27/2019	NA	--	6.0/3.25	3 Stainless Steel	0.25 Teflon	4.5-5.5
PSG-01-45	1	15.0	03/27/2019	NA	2Q19, 3Q19, 1Q20, 2Q20, 3Q20, 1S21, 2S21, 1S22, 2S22	3.25	3 Stainless Steel	0.25 Teflon	14.5-15.5
PSG-01-46	1	5.0	03/27/2019	NA	2Q19, 1Q20, 2Q20, 3Q20, 1S21, 2S21, 1S22	6.0/3.25	3 Stainless Steel	0.25 Teflon	4.5-5.5
PSG-01-46	1	15.0	03/27/2019	NA	2Q19, 3Q19, 1Q20, 2Q20, 3Q20, 1S21, 2S21, 1S22	3.25	3 Stainless Steel	0.25 Teflon	14.5-15.5
PSG-01-47	1	5.0	03/27/2019	NA	2Q19, 3Q19, 1Q20, 2Q20, 3Q20, 1S21, 2S21, 1S22, 2S22	6.0/3.25	3 Stainless Steel	0.25 Teflon	4.5-5.5
PSG-01-47	1	15.0	03/27/2019	NA	2Q19, 3Q19, 1Q20, 2Q20, 3Q20, 1S21, 2S21, 1S22, 2S22	3.25	3 Stainless Steel	0.25 Teflon	14.5-15.5
PSG-01-48	1	5.0	03/28/2019	NA	2Q19, 3Q19, 1Q20, 2Q20, 3Q20, 1S21, 2S21, 1S22, 2S22	6.0/3.25	3 Stainless Steel	0.25 Teflon	4.5-5.5
PSG-01-49	1	5.0	03/28/2019	NA	2Q19, 3Q19, 1Q20, 2Q20, 3Q20, 1S21, 2S21, 1S22	6.0/3.25	3 Stainless Steel	0.25 Teflon	4.5-5.5
PSG-01-49	1	15.0	03/28/2019	NA	2Q19, 3Q19, 1Q20, 2Q20, 3Q20, 1S21, 2S21, 1S22	3.25	3 Stainless Steel	0.25 Teflon	14.5-15.5
PSG-01-50	1	5.0	03/28/2019	NA	2Q19, 3Q19, 1Q20, 2Q20, 3Q20, 1S21, 2S21, 1S22, 2S22	6.0/3.25	3 Stainless Steel	0.25 Teflon	4.5-5.5
PSG-01-50	1	15.0	03/28/2019	NA	2Q19, 3Q19, 1Q20, 2Q20, 3Q20, 1S21, 2S21, 1S22, 2S22	3.25	3 Stainless Steel	0.25 Teflon	14.5-15.5
PSG-01-51	1	5.0	03/25/2019	NA	2Q19, 3Q19, 1Q20, 2Q20, 3Q20, 1S21, 2S21, 1S22	6.0/3.25	3 Stainless Steel	0.25 Teflon	4.5-5.5
PSG-01-51	1	15.0	03/25/2019	NA	2Q19, 3Q19, 1Q20, 2Q20, 3Q20, 1S21, 2S21, 1S22	3.25	3 Stainless Steel	0.25 Teflon	14.5-15.5

TABLE 7

PERIMETER SOIL GAS PROBE CONSTRUCTION
Former Ford Aeronutronics Facility
Newport Beach, California

Sampling Location	Parcel Number	Sample Depth [1] (feet bgs)	Date Installed	Date Destroyed	Reporting Period(s) Sampled [2]	Boring Diameter (inches) [3]	Probe Length (inches) and Material	Tubing Diameter (inches) and Material	Sand Pack Interval (feet bgs)
PSG-01-52	1	5.0	03/25/2019	NA	2Q19, 3Q19, 3Q20, 1S21, 2S21, 1S22, 2S22	6.0/3.25	3 Stainless Steel	0.25 Teflon	4.5-5.5
PSG-01-52	1	15.0	03/25/2019	NA	2Q19, 3Q19, 1Q20, 2Q20, 3Q20, 1S21, 2S21, 1S22, 2S22	3.25	3 Stainless Steel	0.25 Teflon	14.5-15.5
PSG-01-53	1	5.0	03/26/2019	NA	1S21, 2S21, 1S22	6.0/3.25	3 Stainless Steel	0.25 Teflon	4.5-5.5
PSG-01-53	1	15.0	03/26/2019	NA	2Q19, 3Q19, 1Q20, 2Q20, 3Q20, 1S21, 2S21, 1S22	3.25	3 Stainless Steel	0.25 Teflon	14.5-15.5
PSG-01-54	1	5.0	03/26/2019	NA	2Q19, 3Q19, 1Q20, 2Q20, 3Q20, 1S21, 2S21, 1S22, 2S22	6.0/3.25	3 Stainless Steel	0.25 Teflon	4.5-5.5
PSG-01-54	1	15.0	03/26/2019	NA	2Q19, 3Q19, 1Q20, 2Q20, 3Q20, 1S21, 2S21, 1S22, 2S22	3.25	3 Stainless Steel	0.25 Teflon	14.5-15.5
PSG-01-55	1	5.0	08/13/2019	NA	3Q19, 1Q20, 2Q20, 3Q20, 1S21, 2S21, 1S22	6.0/3.0	3 Stainless Steel	0.25 Teflon	4.5-5.5
PSG-01-55	1	12.5	08/13/2019	NA	--	3.0	3 Stainless Steel	0.25 Teflon	12.0-13.0
PSG-01-56	1	5.0	08/13/2019	NA	3Q19, 1Q20, 2Q20, 3Q20, 1S21, 2S21, 1S22, 2S22	6.0/3.0	3 Stainless Steel	0.25 Teflon	4.5-5.5
PSG-01-56	1	15.0	08/13/2019	NA	3Q19, 1Q20, 2Q20, 3Q20, 1S21, 2S21, 1S22, 2S22	3.0	3 Stainless Steel	0.25 Teflon	14.5-15.5
PSG-01-57	1	5.0	08/12/2019	NA	3Q19, 1Q20, 3Q20, 1S21, 2S21, 1S22	6.0/3.0	3 Stainless Steel	0.25 Teflon	4.5-5.5
PSG-01-57	1	15.0	08/12/2019	NA	3Q19, 1Q20, 2Q20, 3Q20, 1S21, 2S21, 1S22	3.0	3 Stainless Steel	0.25 Teflon	14.5-15.5
PSG-01-58	1	5.0	08/12/2019	NA	3Q19, 1Q20, 2Q20, 3Q20, 1S21, 2S21, 1S22, 2S22	6.0/3.0	3 Stainless Steel	0.25 Teflon	4.5-5.5
PSG-01-59	1	5.0	08/14/2019	NA	3Q19, 1Q20, 2Q20, 3Q20, 1S21, 2S21, 1S22	6.0/3.0	3 Stainless Steel	0.25 Teflon	4.5-5.5
PSG-01-59	1	15.0	08/14/2019	NA	3Q19, 1Q20, 2Q20, 3Q20, 1S21, 2S21, 1S22	3.0	3 Stainless Steel	0.25 Teflon	14.5-15.5
PSG-01-60	1	5.0	08/13/2019	NA	3Q19, 3Q20, 1S21, 2S21, 1S22, 2S22	6.0/3.0	3 Stainless Steel	0.25 Teflon	4.5-5.5
PSG-01-60	1	13.0	08/13/2019	NA	3Q19, 1Q20	3.0	3 Stainless Steel	0.25 Teflon	12.5-13.5
PSG-01-61	1	5.0	08/14/2019	NA	3Q19, 1Q20, 2Q20, 3Q20, 1S21, 2S21, 1S22	6.0/3.0	3 Stainless Steel	0.25 Teflon	4.5-5.5
PSG-01-61	1	15.0	08/14/2019	NA	--	3.0	3 Stainless Steel	0.25 Teflon	14.5-15.5
PSG-01-62	1	5.0	08/15/2019	NA	3Q19, 1Q20, 2Q20, 3Q20, 1S21, 2S21, 1S22, 2S22	6.0/3.0	3 Stainless Steel	0.25 Teflon	4.5-5.5
PSG-01-62	1	15.0	08/15/2019	NA	3Q19, 1Q20, 2Q20, 3Q20, 1S21, 2S21, 1S22, 2S22	3.0	3 Stainless Steel	0.25 Teflon	14.5-15.5
PSG-01-63	1	5.0	08/15/2019	NA	3Q19, 1Q20, 2Q20, 3Q20, 1S21, 2S21, 1S22	6.0/3.0	3 Stainless Steel	0.25 Teflon	4.5-5.5
PSG-01-64	1	5.0	08/15/2019	NA	3Q19, 1Q20, 2Q20, 3Q20, 1S21, 2S21, 1S22, 2S22	6.0/3.0	3 Stainless Steel	0.25 Teflon	4.5-5.5
PSG-01-64	1	15.0	08/15/2019	NA	3Q19, 1Q20, 2Q20, 3Q20, 1S21, 2S21, 1S22, 2S22	3.0	3 Stainless Steel	0.25 Teflon	14.5-15.5
PSG-01-65	1	5.0	08/14/2019	NA	3Q19, 1Q20, 2Q20, 3Q20, 1S21, 2S21, 1S22	6.0/3.0	3 Stainless Steel	0.25 Teflon	4.5-5.5
PSG-01-65	1	15.0	08/14/2019	NA	--	3.0	3 Stainless Steel	0.25 Teflon	14.5-15.5
PSG-01-66	1	5.0	08/12/2019	NA	3Q20, 1S21, 1S22, 2S22	6.0/3.0	3 Stainless Steel	0.25 Teflon	4.5-5.5
PSG-01-66	1	15.0	08/12/2019	NA	3Q19, 1Q20, 2Q20, 3Q20, 1S21, 2S21, 1S22	3.0	3 Stainless Steel	0.25 Teflon	14.5-15.5
PSG-01-67	1	5.0	08/09/2019	NA	3Q19, 1Q20, 2Q20, 3Q20, 1S21, 2S21, 1S22	6.0/3.25	3 Stainless Steel	0.25 Teflon	4.5-5.5
PSG-01-67	1	15.0	08/09/2019	NA	3Q19, 1Q20, 2Q20, 3Q20, 1S21, 2S21, 1S22	3.25	3 Stainless Steel	0.25 Teflon	14.5-15.5
PSG-01-68	1	5.0	08/08/2019	NA	3Q19, 1Q20, 2Q20, 3Q20, 1S21, 2S21, 1S22	6.0/3.25	3 Stainless Steel	0.25 Teflon	4.5-5.5
PSG-01-68	1	15.0	08/08/2019	NA	3Q19, 1Q20, 2Q20, 3Q20, 1S21, 2S21, 1S22	3.25	3 Stainless Steel	0.25 Teflon	14.5-15.5
PSG-01-69	1	5.0	08/09/2019	NA	3Q19, 1Q20, 2Q20, 3Q20, 1S21, 2S21, 1S22	6.0/3.25	3 Stainless Steel	0.25 Teflon	4.5-5.5
PSG-01-69	1	15.0	08/09/2019	NA	--	3.25	3 Stainless Steel	0.25 Teflon	14.5-15.5

TABLE 7

PERIMETER SOIL GAS PROBE CONSTRUCTION
Former Ford Aeronutronics Facility
Newport Beach, California

Sampling Location	Parcel Number	Sample Depth [1] (feet bgs)	Date Installed	Date Destroyed	Reporting Period(s) Sampled [2]	Boring Diameter (inches) [3]	Probe Length (inches) and Material	Tubing Diameter (inches) and Material	Sand Pack Interval (feet bgs)
PSG-01-70	1	5.0	08/08/2019	NA	3Q19, 3Q20, 1S21, 2S21, 1S22	6.0/3.25	3 Stainless Steel	0.25 Teflon	4.5-5.5
PSG-01-70	1	15.0	08/08/2019	NA	3Q19, 1Q20, 2Q20, 3Q20, 1S21, 2S21, 1S22	3.25	3 Stainless Steel	0.25 Teflon	14.5-15.5
PSG-01-71	1	5.0	08/07/2019	NA	3Q19, 3Q20, 4Q20, 1S21, 2S21, 1S22	6.0/3.25	3 Stainless Steel	0.25 Teflon	4.5-5.5
PSG-01-71	1	15.0	08/07/2019	NA	3Q19, 1Q20, 2Q20, 3Q20, 4Q20, 1S21, 2S21, 1S22	3.25	3 Stainless Steel	0.25 Teflon	14.5-15.5
PSG-01-72	1	5.0	08/08/2019	NA	3Q19, 1S21, 2S21, 1S22	6.0/3.25	3 Stainless Steel	0.25 Teflon	4.5-5.5
PSG-01-72	1	15.0	08/08/2019	NA	3Q19, 1Q20, 2Q20, 3Q20, 1S21, 2S21, 1S22	3.25	3 Stainless Steel	0.25 Teflon	14.5-15.5
PSG-01-73	1	5.0	08/07/2019	NA	3Q19, 1Q20, 2Q20, 3Q20, 1S21, 2S21, 1S22	6.0/3.25	3 Stainless Steel	0.25 Teflon	4.5-5.5
PSG-01-73	1	15.0	08/07/2019	NA	3Q19, 1Q20, 2Q20, 3Q20, 1S21, 2S21, 1S22	3.25	3 Stainless Steel	0.25 Teflon	14.5-15.5
PSG-01-74	1	5.0	08/07/2019	NA	3Q19, 1Q20, 3Q20, 1S21, 2S21, 1S22	6.0/3.25	3 Stainless Steel	0.25 Teflon	4.5-5.5
PSG-01-74	1	15.0	08/07/2019	NA	3Q19, 1Q20, 2Q20, 3Q20, 1S21, 2S21, 1S22	3.25	3 Stainless Steel	0.25 Teflon	14.5-15.5
PSG-01-75	1	5.0	10/25/2019	NA	4Q19, 1S21	6.0/3.25	3 Stainless Steel	0.25 Teflon	4.5-5.5
PSG-01-75	1	14.5	10/25/2019	NA	4Q19, 1Q20, 2Q20, 3Q20, 1S21, 2S21, 1S22	3.25	3 Stainless Steel	0.25 Teflon	14.0-15.5
PSG-01-76	1	5.0	10/25/2019	NA	4Q19, 1S21	6.0/3.0	3 Stainless Steel	0.25 Teflon	4.5-5.5
PSG-01-76	1	15.0	10/25/2019	NA	4Q19, 1Q20, 2Q20, 3Q20, 1S21, 2S21	3.0	3 Stainless Steel	0.25 Teflon	14.5-15.5
PSG-01-77	1	5.0	10/25/2019	NA	4Q19, 1Q20, 2Q20, 3Q20, 1S21, 2S21, 1S22	6.0/3.0	3 Stainless Steel	0.25 Teflon	4.5-5.5
PSG-01-77	1	15.0	10/25/2019	NA	4Q19, 1Q20, 2Q20, 3Q20, 1S21, 2S21, 1S22	3.0	3 Stainless Steel	0.25 Teflon	14.5-15.5
PSG-01-78	1	5.0	05/26/2021	NA	1S21, 2S21, 1S22, 2S22	6.0/3.25	3 Stainless Steel	0.25 Teflon	4.5-5.5
PSG-01-78	1	13.0	05/26/2021	NA	1S21, 2S21, 1S22, 2S22	3.25	3 Stainless Steel	0.25 Teflon	12.5-13.5
PSG-01-79	1	5.0	05/25/2021	NA	1S21	6.0/3.25	3 Stainless Steel	0.25 Teflon	4.5-5.5
PSG-01-79	1	13.0	05/25/2021	NA	1S21, 2S21, 1S22, 2S22	3.25	3 Stainless Steel	0.25 Teflon	12.5-13.5
PSG-01-80	1	5.0	05/25/2021	NA	1S21	6.0/3.25	3 Stainless Steel	0.25 Teflon	4.5-5.5
PSG-01-80	1	13.0	05/25/2021	NA	1S21, 2S21, 1S22, 2S22	3.25	3 Stainless Steel	0.25 Teflon	12.5-13.5
PSG-01-81	1	5.0	07/15/2021	NA	2S21, 2S22	6.0/3.25	3 Stainless Steel	0.25 Teflon	4.5-5.5
PSG-01-81	1	14.0	07/15/2021	NA	2S21, 1S22, 2S22	3.25	3 Stainless Steel	0.25 Teflon	13.5-14.5
PSG-01-82	1	5.0	07/15/2021	NA	2S21	6.0/3.25	3 Stainless Steel	0.25 Teflon	4.5-5.5
PSG-01-82	1	14.0	07/15/2021	NA	2S21, 1S22, 2S22	3.25/2.25	3 Stainless Steel	0.25 Teflon	13.5-14.5
PSG-01-83	1	4.5	07/15/2021	NA	--	6.0	3 Stainless Steel	0.25 Teflon	4.0-5.0
PSG-01-83	1	13.5	07/15/2021	NA	2S21, 1S22, 2S22	3.25	3 Stainless Steel	0.25 Teflon	13.0-14.0
PSG-01-84	1	5.0	10/18/2021	NA	--	6.0/3.25	3 Stainless Steel	0.25 Teflon	4.5-5.5
PSG-01-84	1	13.0	10/18/2021	NA	--	3.25	3 Stainless Steel	0.25 Teflon	12.5-13.5
PSG-01-85	1	5.0	10/19/2021	NA	--	6.0/3.25	3 Stainless Steel	0.25 Teflon	4.5-5.5
PSG-01-85	1	12.0	10/19/2021	NA	2S21, 1S22, 2S22	3.25	3 Stainless Steel	0.25 Teflon	11.5-12.5
PSG-01-86	1	5.0	10/19/2021	NA	2S21, 1S22, 2S22	6.0/3.25	3 Stainless Steel	0.25 Teflon	4.5-5.5
PSG-01-86	1	13.0	10/19/2021	NA	2S21, 1S22, 2S22	3.25	3 Stainless Steel	0.25 Teflon	12.5-13.5

TABLE 7

PERIMETER SOIL GAS PROBE CONSTRUCTION
Former Ford Aeronutronics Facility
Newport Beach, California

Sampling Location	Parcel Number	Sample Depth [1] (feet bgs)	Date Installed	Date Destroyed	Reporting Period(s) Sampled [2]	Boring Diameter (inches) [3]	Probe Length (inches) and Material	Tubing Diameter (inches) and Material	Sand Pack Interval (feet bgs)
PSG-01-87	1	5.0	10/28/2021	NA	--	6.0/3.25	3 Stainless Steel	0.25 Teflon	4.5-5.5
PSG-01-87	1	13.0	10/28/2021	NA	2S21, 1S22, 2S22	3.25	3 Stainless Steel	0.25 Teflon	12.5-13.5
PSG-01-88	1	5.0	10/18/2021	NA	--	6.0/3.25	3 Stainless Steel	0.25 Teflon	4.5-5.5
PSG-01-89	1	5.0	07/16/2021	NA	--	6.0/3.25	3 Stainless Steel	0.25 Teflon	4.5-5.5
PSG-01-89	1	12.5	07/16/2021	NA	2S21, 1S22, 2S22	3.25	3 Stainless Steel	0.25 Teflon	12.0-13.0
PSG-01-90	1	5.0	10/21/2021	NA	1S22	6.0/3.25	3 Stainless Steel	0.25 Teflon	4.5-5.5
PSG-01-90	1	12.0	10/21/2021	NA	2S21, 1S22, 2S22	3.25	3 Stainless Steel	0.25 Teflon	11.5-12.5
PSG-01-91	1	5.0	01/17/2022	NA	1S22, 2S22	6.5/3.25	3 Stainless Steel	0.25 Teflon	4.5-5.5
PSG-01-91	1	12.0	01/17/2022	NA	1S22, 2S22	3.25	3 Stainless Steel	0.25 Teflon	11.5-12.5
PSG-01-92	1	5.0	01/17/2022	NA	1S22, 2S22	6.5/3.25	3 Stainless Steel	0.25 Teflon	4.5-5.5
PSG-01-92	1	13.5	01/17/2022	NA	1S22, 2S22	3.25	3 Stainless Steel	0.25 Teflon	13.0-14.0
PSG-01-93	1	5.0	01/17/2022	NA	1S22, 2S22	6.5/3.25	3 Stainless Steel	0.25 Teflon	4.5-5.5
PSG-01-93	1	13.5	01/17/2022	NA	1S22, 2S22	3.25	3 Stainless Steel	0.25 Teflon	13.0-14.0
PSG-01-94	1	5.0	01/18/2022	NA	2S22	6.5/3.25	3 Stainless Steel	0.25 Teflon	4.5-5.5
PSG-01-94	1	13.0	01/18/2022	NA	1S22, 2S22	3.25	3 Stainless Steel	0.25 Teflon	12.5-13.5
PSG-01-95	1	5.0	01/17/2022	NA	2S22	6.5/3.25	3 Stainless Steel	0.25 Teflon	4.5-5.5
PSG-01-95	1	11.5	01/17/2022	NA	1S22	3.25	3 Stainless Steel	0.25 Teflon	11.0-12.0
PSG-01-96	1	5.0	10/20/2021	NA	--	6.0/3.25	3 Stainless Steel	0.25 Teflon	4.5-5.5
PSG-01-96	1	12.0	10/20/2021	NA	2S21, 1S22, 2S22	3.25	3 Stainless Steel	0.25 Teflon	11.5-12.5
PSG-01-97	1	5.0	10/20/2021	NA	--	6.0/3.25	3 Stainless Steel	0.25 Teflon	4.5-5.5
PSG-01-97	1	13.5	10/20/2021	NA	2S21, 1S22, 2S22	3.25	3 Stainless Steel	0.25 Teflon	13.0-14.0
PSG-01-98	1	5.0	10/20/2021	NA	--	6.0/3.25	3 Stainless Steel	0.25 Teflon	4.5-5.5
PSG-01-98	1	13.0	10/20/2021	NA	2S21, 1S22, 2S22	3.25	3 Stainless Steel	0.25 Teflon	12.5-13.5
PSG-01-99	1	5.0	01/18/2022	NA	--	6.0/3.25	3 Stainless Steel	0.25 Teflon	4.5-5.5
PSG-01-99	1	13.5	01/18/2022	NA	1S22, 2S22	3.25	3 Stainless Steel	0.25 Teflon	13.0-14.0
PSG-01-100	1	5.0	01/18/2022	NA	--	6.5/3.25	3 Stainless Steel	0.25 Teflon	4.5-5.5
PSG-01-100	1	13.5	01/18/2022	NA	1S22, 2S22	3.25	3 Stainless Steel	0.25 Teflon	13.0-14.0
PSG-01-101	1	5.0	01/18/2022	NA	1S22, 2S22	6.5/3.25	3 Stainless Steel	0.25 Teflon	4.5-5.5
PSG-01-101	1	13.5	01/18/2022	NA	1S22, 2S22	3.25	3 Stainless Steel	0.25 Teflon	13.0-14.0
PSG-01-102	1	5.0	10/19/2021	NA	--	6.0/3.25	3 Stainless Steel	0.25 Teflon	4.5-5.5
PSG-01-102	1	14.0	10/19/2021	NA	--	3.25	3 Stainless Steel	0.25 Teflon	13.5-14.5
PSG-01-103	1	5.0	01/19/2022	NA	--	6.5/3.25	3 Stainless Steel	0.25 Teflon	4.5-5.5
PSG-01-103	1	15.0	01/19/2022	NA	--	3.25	3 Stainless Steel	0.25 Teflon	14.5-15.5
PSG-01-104	1	5.0	01/19/2022	NA	--	6.5/3.25	3 Stainless Steel	0.25 Teflon	4.5-5.5

TABLE 7

PERIMETER SOIL GAS PROBE CONSTRUCTION
Former Ford Aeronutronics Facility
Newport Beach, California

Sampling Location	Parcel Number	Sample Depth [1] (feet bgs)	Date Installed	Date Destroyed	Reporting Period(s) Sampled [2]	Boring Diameter (inches) [3]	Probe Length (inches) and Material	Tubing Diameter (inches) and Material	Sand Pack Interval (feet bgs)
PSG-01-104	1	13.0	01/19/2022	NA	--	3.25	3 Stainless Steel	0.25 Teflon	12.5-13.5
PSG-01-105	1	Probe not installed [4]							
PSG-01-106	1	5.0	01/19/2022	NA	--	6.5/3.25	3 Stainless Steel	0.25 Teflon	4.5-5.5
PSG-01-106	1	13.0	01/19/2022	NA	--	3.25	3 Stainless Steel	0.25 Teflon	12.5-13.5
PSG-01-107	1	5.0	01/19/2022	NA	--	6.5/3.25	3 Stainless Steel	0.25 Teflon	4.5-5.5
PSG-01-107	1	13.0	01/19/2022	NA	--	3.25	3 Stainless Steel	0.25 Teflon	12.5-13.5
PSG-01-108	1	5.0	01/19/2022	NA	--	6.5/3.25	3 Stainless Steel	0.25 Teflon	4.5-5.5
PSG-01-108	1	13.0	01/19/2022	NA	--	3.25	3 Stainless Steel	0.25 Teflon	12.5-13.5
PSG-01-109	1	Probe not installed							
PSG-01-110	1	Probe not installed							
PSG-01-111	1	5.0	01/18/2022	NA	--	6.5/3.25	3 Stainless Steel	0.25 Teflon	4.5-5.5
PSG-01-111	1	12.5	01/18/2022	NA	--	3.25	3 Stainless Steel	0.25 Teflon	12.0-13.0
PSG-01-112	1	5.0	01/18/2022	NA	1S22, 2S22	6.0/3.25	3 Stainless Steel	0.25 Teflon	4.5-5.5
PSG-01-112	1	11.5	01/18/2022	NA	1S22	3.25	3 Stainless Steel	0.25 Teflon	11.0-12.0
6-WC-PSG-SE-110	6	5.0	08/18/2018	NA	3Q18, 1Q19	3.25	1 Stainless Steel	0.25 Teflon	4.5-5.5
6-WC-PSG-E-111	6	5.0	08/18/2018	NA	3Q18, 1Q19	3.25	1 Stainless Steel	0.25 Teflon	4.5-5.5
6-WC-PSG-NE-112	6	5.0	08/18/2018	NA	3Q18, 1Q19	3.25	1 Stainless Steel	0.25 Teflon	4.5-5.5
6-CC-PSG-SW-107	6	5.0	08/18/2018	NA	3Q18, 1Q19	3.25	1 Stainless Steel	0.25 Teflon	4.5-5.5
6-CC-PSG-SE-108	6	5.0	08/18/2018	NA	3Q18, 1Q19	3.25	1 Stainless Steel	0.25 Teflon	4.5-5.5
6-CC-PSG-NW-109	6	5.0	08/18/2018	NA	3Q18, 1Q19	3.25	1 Stainless Steel	0.25 Teflon	4.5-5.5
PSG-10-1	10	5.0	01/16/2019	NA	1Q19, 3Q19, 1Q20, 2Q20, 3Q20, 1S21, 2S21, 1S22	6.0/3.25/2.25	3 Stainless Steel	0.25 Teflon	4.5-5.5
PSG-10-1	10	15.0	01/16/2019	NA	1Q19, 3Q19, 1Q20, 2Q20, 3Q20, 1S21, 2S21, 1S22	2.25	3 Stainless Steel	0.25 Teflon	14.5-15.5
PSG-10-2	10	5.0	01/16/2019	NA	1Q19, 3Q19, 1Q20, 2Q20, 3Q20, 1S21, 2S21, 1S22, 2S22	6.0/3.25/2.25	3 Stainless Steel	0.25 Teflon	4.5-5.5
PSG-10-2	10	15.0	01/16/2019	NA	1Q19, 3Q19, 1Q20, 2Q20, 3Q20, 1S21, 2S21, 1S22, 2S22	2.25	3 Stainless Steel	0.25 Teflon	14.5-15.5
PSG-10-3	10	5.0	01/16/2019	NA	1Q19, 3Q19, 1Q20, 2Q20, 3Q20, 1S21, 2S21, 1S22	6.0/3.25/2.25	3 Stainless Steel	0.25 Teflon	4.5-5.5
PSG-10-3	10	15.0	01/16/2019	NA	1Q19, 3Q19, 1Q20, 2Q20, 3Q20, 1S21, 2S21, 1S22	2.25	3 Stainless Steel	0.25 Teflon	14.5-15.5
PSG-10-4	10	5.0	01/18/2019	NA	1Q19, 3Q19, 1Q20, 2Q20, 3Q20, 1S21, 2S21, 1S22, 2S22	6.0/3.25/2.25	3 Stainless Steel	0.25 Teflon	4.5-5.5
PSG-10-4	10	15.0	01/18/2019	NA	1Q19, 3Q19, 1Q20, 2Q20, 3Q20, 1S21, 2S21, 1S22, 2S22	2.25	3 Stainless Steel	0.25 Teflon	14.5-15.5
PSG-10-5	10	5.0	01/14/2019	NA	1Q19, 3Q19, 1Q20, 2Q20, 3Q20, 1S21, 2S21, 1S22	6.0/3.25/2.25	3 Stainless Steel	0.25 Teflon	4.5-5.5
PSG-10-5	10	15.0	01/14/2019	NA	1Q19, 3Q19, 1Q20, 2Q20, 3Q20, 1S21, 2S21, 1S22	2.25	3 Stainless Steel	0.25 Teflon	14.5-15.5
PSG-10-6	10	5.0	01/14/2019	NA	1Q19, 3Q19, 1Q20, 2Q20, 3Q20, 1S21, 2S21, 1S22, 2S22	6.0/3.25/2.25	3 Stainless Steel	0.25 Teflon	4.5-5.5
PSG-10-6	10	15.0	01/14/2019	NA	1Q19, 3Q19, 1Q20, 2Q20, 3Q20, 1S21, 2S21, 1S22, 2S22	2.25	3 Stainless Steel	0.25 Teflon	14.5-15.5
PSG-10-7	10	5.0	01/14/2019	NA	1Q19, 3Q19, 1Q20, 2Q20, 3Q20, 1S21, 2S21, 1S22, 2S22	6.0/3.25/2.25	3 Stainless Steel	0.25 Teflon	4.5-5.5
PSG-10-7	10	15.0	01/14/2019	NA	1Q19, 3Q19, 1Q20, 2Q20, 3Q20, 1S21, 2S21, 1S22, 2S22	2.25	3 Stainless Steel	0.25 Teflon	14.5-15.5

TABLE 7

PERIMETER SOIL GAS PROBE CONSTRUCTION
Former Ford Aeronutronics Facility
Newport Beach, California

Sampling Location	Parcel Number	Sample Depth [1] (feet bgs)	Date Installed	Date Destroyed	Reporting Period(s) Sampled [2]	Boring Diameter (inches) [3]	Probe Length (inches) and Material	Tubing Diameter (inches) and Material	Sand Pack Interval (feet bgs)
PSG-10-8	10	5.0	01/17/2019	NA	1Q19, 3Q19, 1Q20, 2Q20, 3Q20, 1S21, 2S21, 1S22	6.0/3.25/2.25	3 Stainless Steel	0.25 Teflon	4.5-5.5
PSG-10-8	10	15.0	01/17/2019	NA	1Q19, 3Q19, 1Q20, 2Q20, 3Q20, 1S21, 2S21, 1S22	2.25	3 Stainless Steel	0.25 Teflon	14.5-15.5
PSG-10-9	10	5.0	01/17/2019	NA	1Q19, 3Q19, 1Q20, 2Q20, 3Q20, 1S21, 2S21, 1S22, 2S22	6.0/3.25/2.25	3 Stainless Steel	0.25 Teflon	4.5-5.5
PSG-10-9	10	15.0	01/17/2019	NA	1Q19, 3Q19, 1Q20, 2Q20, 3Q20, 1S21, 2S21, 1S22, 2S22	2.25	3 Stainless Steel	0.25 Teflon	14.5-15.5
PSG-10-10	10	5.0	01/17/2019	NA	1Q19, 3Q19, 1Q20, 2Q20, 3Q20, 1S21, 2S21, 1S22	6.0/3.25/2.25	3 Stainless Steel	0.25 Teflon	4.5-5.5
PSG-10-10	10	15.0	01/17/2019	NA	1Q19	2.25	3 Stainless Steel	0.25 Teflon	14.5-15.5
PSG-10-11	10	5.0	01/18/2019	NA	1Q19, 3Q19, 1Q20, 2Q20, 3Q20, 1S21, 2S21, 1S22, 2S22	6.0/3.25/2.25	3 Stainless Steel	0.25 Teflon	4.5-5.5
PSG-10-11	10	15.0	01/18/2019	NA	1Q19, 3Q19, 1Q20, 2Q20, 3Q20, 1S21, 2S21, 1S22, 2S22	2.25	3 Stainless Steel	0.25 Teflon	14.5-15.5
PSG-10-12	10	5.0	01/21/2019	NA	1Q19, 3Q19, 1Q20, 2Q20, 3Q20, 1S21, 2S21, 1S22	6.0/3.25/2.25	3 Stainless Steel	0.25 Teflon	4.5-5.5
PSG-10-12	10	15.0	01/21/2019	NA	1Q19, 3Q19, 1Q20, 2Q20, 3Q20, 1S21, 2S21, 1S22	2.25	3 Stainless Steel	0.25 Teflon	14.5-15.5
PSG-10-13	10	5.0	01/21/2019	NA	1Q19, 3Q19, 1Q20, 2Q20, 3Q20, 1S21, 2S21, 1S22, 2S22	6.0/3.25/2.25	3 Stainless Steel	0.25 Teflon	4.5-5.5
PSG-10-13	10	15.0	01/21/2019	NA	1Q19, 3Q19, 1Q20, 2Q20, 3Q20, 1S21, 2S21, 1S22, 2S22	2.25	3 Stainless Steel	0.25 Teflon	14.5-15.5
PSG-10-14	10	5.0	01/21/2019	NA	1Q19, 3Q19, 1Q20, 2Q20, 3Q20, 1S21, 2S21, 1S22	6.0/3.25/2.25	3 Stainless Steel	0.25 Teflon	4.5-5.5
PSG-10-14	10	15.0	01/21/2019	NA	1Q19, 3Q19, 1Q20	2.25	3 Stainless Steel	0.25 Teflon	14.5-15.5
PSG-10-15	10	5.0	01/21/2019	NA	1Q19, 3Q19, 1Q20, 2Q20, 3Q20, 1S21, 2S21, 1S22, 2S22	6.0/3.25/2.25	3 Stainless Steel	0.25 Teflon	4.5-5.5
PSG-10-15	10	15.0	01/21/2019	NA	1Q19, 3Q19, 1Q20, 2Q20, 3Q20, 1S21, 2S21, 1S22, 2S22	2.25	3 Stainless Steel	0.25 Teflon	14.5-15.5
PSG-10-16	10	5.0	01/22/2019	NA	1Q19, 3Q19, 1Q20, 2Q20, 3Q20, 1S21, 2S21, 1S22	6.0/3.25/2.25	3 Stainless Steel	0.25 Teflon	4.5-5.5
PSG-10-16	10	15.0	01/22/2019	NA	1Q19, 3Q19, 1Q20, 3Q20, 1S21, 1S22	2.25	3 Stainless Steel	0.25 Teflon	14.5-15.5
PSG-10-17	10	5.0	01/22/2019	NA	1Q19, 3Q19, 1Q20, 2Q20, 3Q20, 1S21, 2S21, 1S22, 2S22	6.0/3.25/2.25	3 Stainless Steel	0.25 Teflon	4.5-5.5
PSG-10-17	10	15.0	01/22/2019	NA	1Q19, 3Q19, 1Q20, 2Q20, 3Q20, 1S21, 2S21, 1S22, 2S22	2.25	3 Stainless Steel	0.25 Teflon	14.5-15.5
PSG-10-18	10	5.0	01/22/2019	NA	1Q19, 3Q19, 1Q20, 2Q20, 3Q20, 1S21, 2S21, 1S22, 2S22	6.0/3.25/2.25	3 Stainless Steel	0.25 Teflon	4.5-5.5
PSG-10-18	10	10.5	01/22/2019	NA	1Q19, 1Q20, 2Q20, 3Q20, 1S21, 2S21, 1S22, 2S22	2.25	3 Stainless Steel	0.25 Teflon	10.0-11.0
PSG-10-19	10	5.0	01/22/2019	NA	1Q19, 3Q19, 1Q20, 2Q20, 3Q20, 4Q20, 1S21, 2S21, 1S22, 2S22	6.0/3.25/2.25	3 Stainless Steel	0.25 Teflon	4.5-5.5
PSG-10-19	10	15.0	01/22/2019	NA	1Q19, 3Q19, 1Q20, 2Q20, 3Q20, 4Q20, 1S21, 2S21, 1S22, 2S22	2.25	3 Stainless Steel	0.25 Teflon	14.5-15.5
PSG-10-20	10	5.0	01/23/2019	NA	1Q19, 3Q19, 1Q20, 2Q20, 3Q20, 4Q20, 1S21, 2S21, 1S22, 2S22	6.0/3.25/2.25	3 Stainless Steel	0.25 Teflon	4.5-5.5
PSG-10-20	10	15.0	01/23/2019	NA	1Q19, 3Q19, 1Q20, 2Q20, 3Q20, 4Q20, 1S21, 2S21, 1S22, 2S22	2.25	3 Stainless Steel	0.25 Teflon	14.5-15.5
PSG-10-21	10	5.0	01/23/2019	NA	1Q19, 3Q19, 1Q20, 2Q20, 3Q20, 4Q20, 1S21, 2S21, 1S22	6.0/3.25/2.25	3 Stainless Steel	0.25 Teflon	4.5-5.5
PSG-10-21	10	15.0	01/23/2019	NA	1Q19, 3Q19, 1Q20, 2Q20, 3Q20, 4Q20, 1S21, 2S21, 1S22	2.25	3 Stainless Steel	0.25 Teflon	14.5-15.5
PSG-10-22	10	5.0	01/23/2019	NA	1Q19, 3Q19, 1Q20, 2Q20, 3Q20, 4Q20, 1S21, 2S21, 1S22, 2S22	6.0/3.25/2.25	3 Stainless Steel	0.25 Teflon	4.5-5.5

TABLE 7

PERIMETER SOIL GAS PROBE CONSTRUCTION
Former Ford Aeronutronics Facility
Newport Beach, California

Sampling Location	Parcel Number	Sample Depth [1] (feet bgs)	Date Installed	Date Destroyed	Reporting Period(s) Sampled [2]	Boring Diameter (inches) [3]	Probe Length (inches) and Material	Tubing Diameter (inches) and Material	Sand Pack Interval (feet bgs)
PSG-10-22	10	15.0	01/23/2019	NA	1Q19, 3Q19, 1Q20, 2Q20, 3Q20, 4Q20, 1S21, 2S21, 1S22, 2S22	2.25	3 Stainless Steel	0.25 Teflon	14.5-15.5
PSG-10-23	10	5.0	01/23/2019	NA	1Q19, 3Q19, 1Q20, 2Q20, 3Q20, 4Q20, 1S21, 2S21, 1S22, 2S22	6.0/3.25/2.25	3 Stainless Steel	0.25 Teflon	4.5-5.5
PSG-10-23	10	15.0	01/23/2019	NA	1Q19, 1Q20, 1S22, 2S22	2.25	3 Stainless Steel	0.25 Teflon	14.5-15.5
PSG-10-24	10	5.0	01/24/2019	NA	1Q19, 3Q19, 1Q20, 2Q20, 3Q20, 4Q20, 1S21, 2S21, 1S22, 2S22	6.0/3.25/2.25	3 Stainless Steel	0.25 Teflon	4.5-5.5
PSG-10-24	10	9.5	01/24/2019	NA	1Q19, 1Q20, 2Q20, 3Q20, 4Q20, 1S21, 2S21, 1S22, 2S22	2.25	3 Stainless Steel	0.25 Teflon	9.0-10
PSG-10-25	10	5.0	01/24/2019	NA	1Q19, 3Q19, 1Q20, 2Q20, 3Q20, 1S21, 2S21, 1S22, 2S22	6.0/3.25/2.25	3 Stainless Steel	0.25 Teflon	4.5-5.5
PSG-10-25	10	15.0	01/24/2019	NA	1Q19, 3Q19, 1Q20	2.25	3 Stainless Steel	0.25 Teflon	14.5-15.5
PSG-10-26	10	5.0	01/25/2019	NA	1Q19, 3Q19, 1Q20, 2Q20, 3Q20, 1S21, 2S21, 1S22	6.0/3.25/2.25	3 Stainless Steel	0.25 Teflon	4.5-5.5
PSG-10-26	10	15.0	01/25/2019	NA	1Q19, 3Q19, 1Q20, 2Q20, 3Q20, 1S21, 2S21, 1S22	2.25	3 Stainless Steel	0.25 Teflon	14.5-15.5
PSG-10-27	10	5.0	01/24/2019	NA	1Q19, 3Q19, 1Q20, 2Q20, 3Q20, 1S21, 2S21, 1S22, 2S22	6.0/3.25/2.25	3 Stainless Steel	0.25 Teflon	4.5-5.5
PSG-10-27	10	15.0	01/24/2019	NA	1Q19, 3Q19, 1Q20, 2Q20, 3Q20, 1S21, 2S21, 1S22, 2S22	2.25	3 Stainless Steel	0.25 Teflon	14.5-15.5
PSG-10-28	10	5.0	01/25/2019	NA	1Q19, 3Q19, 1Q20, 2Q20, 3Q20, 1S21, 2S21, 1S22, 2S22	6.0/3.25/2.25	3 Stainless Steel	0.25 Teflon	4.5-5.5
PSG-10-28	10	15.0	01/25/2019	NA	1Q19, 3Q19, 1Q20, 2Q20, 3Q20, 1S21, 2S21, 1S22, 2S22	2.25	3 Stainless Steel	0.25 Teflon	14.5-15.5
PSG-10-29	10	5.0	01/25/2019	NA	1Q19, 3Q19, 1Q20, 2Q20, 3Q20, 1S21, 2S21, 1S22, 2S22	6.0/3.25/2.25	3 Stainless Steel	0.25 Teflon	4.5-5.5
PSG-10-29	10	15.0	01/25/2019	NA	1Q19, 3Q19, 1Q20, 2Q20, 3Q20, 1S21, 2S21, 1S22, 2S22	2.25	3 Stainless Steel	0.25 Teflon	14.5-15.5
PSG-10-30	10	5.0	01/23/2019	NA	1Q19, 3Q19, 1Q20, 2Q20, 3Q20, 1S21, 2S21, 1S22	6.0/3.5/2.0	3 Stainless Steel	0.25 Teflon	4.5-5.5
PSG-10-30	10	15.0	01/23/2019	NA	1Q19, 3Q19, 1Q20, 2Q20, 3Q20, 1S21, 2S21, 1S22	2.0	3 Stainless Steel	0.25 Teflon	14.5-15.5
PSG-10-31	10	5.0	01/25/2019	NA	1Q19, 3Q19, 1Q20, 2Q20, 3Q20, 1S21, 2S21, 1S22, 2S22	6.0/3.25/2.25	3 Stainless Steel	0.25 Teflon	4.5-5.5
PSG-10-31	10	15.0	01/25/2019	NA	1Q19, 3Q19, 1Q20, 2Q20, 3Q20, 1S21, 2S21, 1S22, 2S22	2.25	3 Stainless Steel	0.25 Teflon	14.5-15.5
PSG-10-32	10	5.0	01/23/2019	NA	1Q19, 3Q19, 1Q20, 2Q20, 3Q20, 1S21, 2S21, 1S22, 2S22	6.0/3.5/2.0	3 Stainless Steel	0.25 Teflon	4.5-5.5
PSG-10-32	10	15.0	01/23/2019	NA	1Q19, 3Q19, 1Q20, 2Q20, 3Q20, 1S21, 2S21, 1S22, 2S22	2.0	3 Stainless Steel	0.25 Teflon	14.5-15.5
PSG-10-33	10	5.0	01/23/2019	NA	1Q19, 3Q19, 1Q20, 2Q20, 3Q20, 1S21, 2S21, 1S22	6.0/3.5/2.0	3 Stainless Steel	0.25 Teflon	4.5-5.5
PSG-10-33	10	15.0	01/23/2019	NA	1Q19, 3Q19, 1Q20, 2Q20, 3Q20, 1S21, 2S21, 1S22	2.0	3 Stainless Steel	0.25 Teflon	14.5-15.5
PSG-10-34	10	5.0	01/23/2019	NA	1Q19, 3Q19, 1Q20, 2Q20, 3Q20, 1S21, 2S21, 1S22, 2S22	6.0/3.5/2.0	3 Stainless Steel	0.25 Teflon	4.5-5.5
PSG-10-34	10	15.0	01/23/2019	NA	1Q19, 3Q19, 1Q20, 2Q20, 3Q20, 1S21, 2S21, 1S22, 2S22	2.0	3 Stainless Steel	0.25 Teflon	14.5-15.5
PSG-10-35	10	5.0	01/24/2019	NA	1Q19, 3Q19, 1Q20, 2Q20, 3Q20, 1S21, 2S21, 1S22	6.0/3.5/2.0	3 Stainless Steel	0.25 Teflon	4.5-5.5
PSG-10-35	10	15.0	01/24/2019	NA	--	2.0	3 Stainless Steel	0.25 Teflon	14.5-15.5
PSG-10-36	10	5.0	01/25/2019	NA	1Q19, 1Q20, 2Q20, 1S21, 2S21, 1S22, 2S22	6.0/3.5/2.0	3 Stainless Steel	0.25 Teflon	4.5-5.5
PSG-10-36	10	15.0	01/25/2019	NA	1Q19, 3Q19, 1Q20, 2Q20, 1S21, 2S22	2.0	3 Stainless Steel	0.25 Teflon	14.5-15.5
PSG-10-37	10	5.0	01/25/2019	NA	1Q19, 3Q19, 1Q20, 2Q20, 3Q20, 1S21, 2S21, 1S22	6.0/3.5/2.0	3 Stainless Steel	0.25 Teflon	4.5-5.5
PSG-10-37	10	15.0	01/25/2019	NA	1Q19, 3Q19	2.0	3 Stainless Steel	0.25 Teflon	14.5-15.5

TABLE 7

PERIMETER SOIL GAS PROBE CONSTRUCTION
Former Ford Aeronutronics Facility
Newport Beach, California

Sampling Location	Parcel Number	Sample Depth [1] (feet bgs)	Date Installed	Date Destroyed	Reporting Period(s) Sampled [2]	Boring Diameter (inches) [3]	Probe Length (inches) and Material	Tubing Diameter (inches) and Material	Sand Pack Interval (feet bgs)
PSG-10-38	10	5.0	01/25/2019	NA	1Q19, 3Q19, 1Q20, 2Q20, 3Q20, 1S21, 2S21, 1S22, 2S22	6.0/3.5/2.0	3 Stainless Steel	0.25 Teflon	4.5-5.5
PSG-10-38	10	15.0	01/25/2019	NA	1Q19, 3Q19, 1S21, 2S21, 1S22, 2S22	2.0	3 Stainless Steel	0.25 Teflon	14.5-15.5
PSG-10-39	10	5.0	01/25/2019	NA	1Q19, 3Q19, 1Q20, 2Q20, 3Q20, 1S21, 2S21, 1S22	6.0/3.5/2.0	3 Stainless Steel	0.25 Teflon	4.5-5.5
PSG-10-39	10	15.0	01/25/2019	NA	1Q19, 3Q19	2.0	3 Stainless Steel	0.25 Teflon	14.5-15.5
PSG-10-40	10	5.0	01/28/2019	NA	1Q19, 3Q19, 1Q20, 2Q20, 3Q20, 1S21, 2S21, 1S22, 2S22	6.0/3.5/2.0	3 Stainless Steel	0.25 Teflon	4.5-5.5
PSG-10-40	10	15.0	01/28/2019	NA	3Q19, 3Q20, 2S22	2.0	3 Stainless Steel	0.25 Teflon	14.5-15.5
PSG-10-41	10	5.0	01/28/2019	NA	1Q19, 3Q19, 1Q20, 2Q20, 3Q20, 1S21, 2S21, 1S22, 2S22	6.0/3.5/2.0	3 Stainless Steel	0.25 Teflon	4.5-5.5
PSG-10-41	10	15.0	01/28/2019	NA	1Q19, 3Q19, 1Q20, 2Q20, 3Q20, 1S21, 2S21, 1S22, 2S22	2.0	3 Stainless Steel	0.25 Teflon	14.5-15.5
PSG-10-42	10	5.0	01/28/2019	NA	1Q19, 3Q19, 1Q20, 2Q20, 3Q20, 1S21, 2S21, 1S22, 2S22	6.0/3.5/2.0	3 Stainless Steel	0.25 Teflon	4.5-5.5
PSG-10-42	10	15.0	01/28/2019	NA	1Q19, 3Q19, 1Q20, 2Q20, 3Q20, 1S21, 2S21, 1S22, 2S22	2.0	3 Stainless Steel	0.25 Teflon	14.5-15.5
PSG-10-43	10	5.0	01/28/2019	NA	1Q19, 3Q19, 1Q20, 2Q20, 3Q20, 1S21, 2S21, 1S22	6.0/3.25/2.25	3 Stainless Steel	0.25 Teflon	4.5-5.5
PSG-10-43	10	15.0	01/28/2019	NA	1Q19, 3Q19, 1Q20, 2Q20, 3Q20, 1S21, 2S21, 1S22	2.25	3 Stainless Steel	0.25 Teflon	14.5-15.5
PSG-10-44	10	5.0	01/28/2019	NA	1Q19, 3Q19, 1Q20, 2Q20, 3Q20, 1S21, 2S21, 1S22, 2S22	6.0/3.25/2.25	3 Stainless Steel	0.25 Teflon	4.5-5.5
PSG-10-44	10	15.0	01/28/2019	NA	1Q19, 3Q19, 1Q20, 2Q20, 3Q20, 1S21, 2S21, 1S22, 2S22	2.25	3 Stainless Steel	0.25 Teflon	14.5-15.5
PSG-10-45	10	5.0	01/28/2019	NA	1Q19, 3Q19, 1Q20, 2Q20, 3Q20, 1S21, 2S21, 1S22, 2S22	6.0/3.25/2.25	3 Stainless Steel	0.25 Teflon	4.5-5.5
PSG-10-45	10	15.0	01/28/2019	NA	3Q19, 1Q20, 2Q20, 3Q20, 1S21, 2S21, 1S22, 2S22	2.25	3 Stainless Steel	0.25 Teflon	14.5-15.5
PSG-10-46	10	5.0	01/28/2019	NA	1Q19, 3Q19, 1Q20, 2Q20, 3Q20, 1S21, 2S21, 1S22	6.0/3.25/2.25	3 Stainless Steel	0.25 Teflon	4.5-5.5
PSG-10-46	10	15.0	01/28/2019	NA	1Q19, 3Q19, 1Q20, 2Q20, 3Q20, 1S21, 1S22	2.25	3 Stainless Steel	0.25 Teflon	14.5-15.5
PSG-10-47	10	5.0	01/29/2019	NA	1Q19, 3Q19, 1Q20, 2Q20, 3Q20, 1S21, 2S21, 1S22, 2S22	6.0/3.25/2.25	3 Stainless Steel	0.25 Teflon	4.5-5.5
PSG-10-47	10	15.0	01/29/2019	NA	1Q19, 3Q19, 2S22	2.25	3 Stainless Steel	0.25 Teflon	14.5-15.5
PSG-10-48	10	5.0	01/29/2019	NA	1Q19, 3Q19, 1Q20, 2Q20, 3Q20, 1S21, 2S21, 1S22	6.0/3.25/2.25	3 Stainless Steel	0.25 Teflon	4.5-5.5
PSG-10-48	10	15.0	01/29/2019	NA	1Q19, 3Q19	2.25	3 Stainless Steel	0.25 Teflon	14.5-15.5
PSG-10-49	10	5.0	01/29/2019	NA	1Q19, 3Q19, 1Q20, 2Q20, 3Q20, 1S21, 2S21, 1S22, 2S22	6.0/3.25/2.25	3 Stainless Steel	0.25 Teflon	4.5-5.5
PSG-10-49	10	15.0	01/29/2019	NA	1Q19, 3Q19, 1Q20, 3Q20, 2S21, 1S22, 2S22	2.25	3 Stainless Steel	0.25 Teflon	14.5-15.5
PSG-10-50	10	5.0	01/29/2019	NA	1Q19, 3Q19, 1Q20, 2Q20, 3Q20, 1S21, 2S21, 1S22	6.0/3.25/2.25	3 Stainless Steel	0.25 Teflon	4.5-5.5
PSG-10-50	10	15.0	01/29/2019	NA	1Q19, 1Q20, 2Q20, 1S21, 2S21, 1S22	2.25	3 Stainless Steel	0.25 Teflon	14.5-15.5
PSG-10-51	10	5.0	01/29/2019	NA	1Q19, 3Q19, 1Q20, 2Q20, 3Q20, 1S21, 2S21, 1S22, 2S22	6.0/3.5/2.0	3 Stainless Steel	0.25 Teflon	4.5-5.5
PSG-10-51	10	15.0	01/29/2019	NA	1Q19, 3Q19, 1Q20, 2Q20, 3Q20, 1S21, 2S21, 1S22, 2S22	2.0	3 Stainless Steel	0.25 Teflon	14.5-15.5
PSG-10-52	10	5.0	01/29/2019	NA	1Q19, 3Q19, 1Q20, 2Q20, 3Q20, 1S21, 2S21, 1S22, 2S22	6.0/3.5/2.0	3 Stainless Steel	0.25 Teflon	4.5-5.5
PSG-10-52	10	15.0	01/29/2019	NA	1Q19, 3Q19, 1Q20, 2Q20, 3Q20, 1S21, 2S21, 1S22, 2S22	2.0	3 Stainless Steel	0.25 Teflon	14.5-15.5
PSG-10-53	10	5.0	01/29/2019	NA	1Q19, 3Q19, 1Q20, 2Q20, 3Q20, 1S21, 2S21, 1S22	6.0/3.5/2.0	3 Stainless Steel	0.25 Teflon	4.5-5.5
PSG-10-53	10	15.0	01/29/2019	NA	1Q19, 3Q19, 1Q20, 2Q20, 3Q20, 1S21, 2S21, 1S22	2.0	3 Stainless Steel	0.25 Teflon	14.5-15.5
PSG-10-54	10	5.0	01/28/2019	NA	1Q19, 3Q19, 1Q20, 2Q20, 3Q20, 1S21, 2S21, 1S22, 2S22	6.0/3.5/2.0	3 Stainless Steel	0.25 Teflon	4.5-5.5
PSG-10-54	10	15.0	01/28/2019	NA	1Q19, 1Q20, 2Q20, 1S21, 2S22	2.0	3 Stainless Steel	0.25 Teflon	14.5-15.5

TABLE 7

PERIMETER SOIL GAS PROBE CONSTRUCTION
Former Ford Aeronutronics Facility
Newport Beach, California

Sampling Location	Parcel Number	Sample Depth [1] (feet bgs)	Date Installed	Date Destroyed	Reporting Period(s) Sampled [2]	Boring Diameter (inches) [3]	Probe Length (inches) and Material	Tubing Diameter (inches) and Material	Sand Pack Interval (feet bgs)
PSG-11-1	11	5.0	01/14/2019	NA	--	6.0/3.5/2.0	3 Stainless Steel	0.25 Teflon	4.5-5.5
PSG-11-1	11	14.5	01/14/2019	NA	1Q20, 3Q20, 1S21, 1S22, 2S22	2.0	3 Stainless Steel	0.25 Teflon	14.0-15.0
PSG-11-2	11	5.0	01/14/2019	NA	--	6.0/3.5/2.0	3 Stainless Steel	0.25 Teflon	4.5-5.5
PSG-11-2	11	15.0	01/14/2019	NA	1Q19, 3Q19, 1Q20, 2Q20, 3Q20, 1S21, 2S21, 1S22, 2S22	2.0	3 Stainless Steel	0.25 Teflon	14.5-15.5
PSG-11-3	11	5.0	01/14/2019	NA	1Q19, 3Q19, 1Q20, 2Q20, 3Q20, 1S21, 2S21, 1S22, 2S22	6.0/3.5/2.0	3 Stainless Steel	0.25 Teflon	4.5-5.5
PSG-11-3	11	15.0	01/14/2019	NA	1Q19, 3Q19, 1Q20, 2Q20, 3Q20, 1S21, 2S21, 1S22, 2S22	2.0	3 Stainless Steel	0.25 Teflon	14.5-15.5
PSG-11-4	11	5.0	01/15/2019	NA	1Q19, 3Q19, 1Q20, 2Q20, 3Q20, 1S21, 2S21, 1S22, 2S22	6.0/3.5/2.0	3 Stainless Steel	0.25 Teflon	4.5-5.5
PSG-11-4	11	15.0	01/15/2019	NA	1Q19, 3Q19, 1Q20, 2Q20, 3Q20, 1S21, 2S21, 1S22, 2S22	2.0	3 Stainless Steel	0.25 Teflon	14.5-15.5
PSG-11-5	11	5.0	01/15/2019	NA	1Q19, 3Q19, 1Q20, 2Q20, 3Q20, 1S21, 2S21, 1S22, 2S22	6.0/3.5/2.0	3 Stainless Steel	0.25 Teflon	4.5-5.5
PSG-11-5	11	15.0	01/15/2019	NA	3Q19, 1Q20	2.0	3 Stainless Steel	0.25 Teflon	14.5-15.5
PSG-11-6	11	5.0	01/15/2019	NA	1Q19, 3Q19, 1Q20, 2Q20, 3Q20, 1S21, 2S21, 1S22, 2S22	6.0/3.5/2.0	3 Stainless Steel	0.25 Teflon	4.5-5.5
PSG-11-6	11	15.0	01/15/2019	NA	--	2.0	3 Stainless Steel	0.25 Teflon	14.5-15.5
PSG-11-7	11	5.0	01/15/2019	NA	1Q19, 3Q19, 1Q20, 2Q20, 3Q20, 1S21, 2S21, 1S22, 2S22	6.0/3.5/2.0	3 Stainless Steel	0.25 Teflon	4.5-5.5
PSG-11-7	11	15.0	01/15/2019	NA	--	2.0	3 Stainless Steel	0.25 Teflon	14.5-15.5
PSG-11-8	11	5.0	01/16/2019	NA	1Q19, 3Q19, 1Q20, 2Q20, 3Q20, 1S21, 2S21, 1S22	6.0/3.5/2.0	3 Stainless Steel	0.25 Teflon	4.5-5.5
PSG-11-8	11	15.0	01/16/2019	NA	1Q19, 2Q20, 3Q20, 1S21, 1S22	2.0	3 Stainless Steel	0.25 Teflon	14.5-15.5
PSG-11-9	11	5.0	01/16/2019	NA	1Q19, 3Q19, 1Q20, 2Q20, 3Q20, 1S21, 2S21, 1S22, 2S22	6.0/3.5/2.0	3 Stainless Steel	0.25 Teflon	4.5-5.5
PSG-11-9	11	15.0	01/16/2019	NA	1Q19, 3Q19, 1Q20, 2Q20, 3Q20, 1S21, 2S21, 1S22, 2S22	2.0	3 Stainless Steel	0.25 Teflon	14.5-15.5
PSG-11-10	11	5.0	01/16/2019	NA	1Q19, 3Q19, 1Q20, 2Q20, 3Q20, 1S21, 2S21, 1S22	6.0/3.5/2.0	3 Stainless Steel	0.25 Teflon	4.5-5.5
PSG-11-10	11	15.0	01/16/2019	NA	1Q19, 3Q19, 1Q20, 2Q20, 3Q20, 1S21, 2S21, 1S22	2.0	3 Stainless Steel	0.25 Teflon	14.5-15.5
PSG-11-11	11	5.0	01/16/2019	NA	1Q19, 3Q19, 1Q20, 2Q20, 3Q20, 1S21, 2S21, 1S22	6.0/3.5/2.0	3 Stainless Steel	0.25 Teflon	4.5-5.5
PSG-11-11	11	15.0	01/16/2019	NA	1Q19, 3Q19, 1Q20, 2Q20, 3Q20, 1S21, 2S21, 1S22	2.0	3 Stainless Steel	0.25 Teflon	14.5-15.5
PSG-11-12	11	5.0	01/16/2019	NA	1Q19, 3Q19, 1Q20, 2Q20, 3Q20, 1S21, 2S21, 1S22, 2S22	6.0/3.5/2.0	3 Stainless Steel	0.25 Teflon	4.5-5.5
PSG-11-12	11	15.0	01/16/2019	NA	1Q19, 3Q19, 1Q20, 2Q20, 3Q20, 1S21, 2S21, 1S22, 2S22	2.0	3 Stainless Steel	0.25 Teflon	14.5-15.5
PSG-11-13	11	5.0	01/17/2019	NA	1Q19, 3Q19, 1Q20, 2Q20, 3Q20, 1S21, 2S21, 1S22, 2S22	6.0/3.5/2.0	3 Stainless Steel	0.25 Teflon	4.5-5.5
PSG-11-13	11	15.0	01/17/2019	NA	1Q19, 3Q19, 1Q20, 2Q20, 3Q20, 1S21, 2S21, 1S22, 2S22	2.0	3 Stainless Steel	0.25 Teflon	14.5-15.5
PSG-11-14	11	5.0	01/17/2019	NA	1Q19, 3Q19, 1Q20, 2Q20, 3Q20, 1S21, 2S21, 1S22, 2S22	6.0/3.5/2.0	3 Stainless Steel	0.25 Teflon	4.5-5.5
PSG-11-14	11	15.0	01/17/2019	NA	1Q19, 3Q19, 1Q20, 2Q20, 3Q20, 1S21, 2S21, 1S22, 2S22	2.0	3 Stainless Steel	0.25 Teflon	14.5-15.5
PSG-11-15	11	5.0	01/17/2019	NA	1Q19, 3Q19, 1Q20, 2Q20, 3Q20, 1S21, 2S21, 1S22, 2S22	6.0/3.5/2.0	3 Stainless Steel	0.25 Teflon	4.5-5.5
PSG-11-15	11	15.0	01/17/2019	NA	1Q19, 3Q19, 1Q20, 2Q20, 3Q20, 1S21, 2S21, 1S22, 2S22	2.0	3 Stainless Steel	0.25 Teflon	14.5-15.5
PSG-11-16	11	5.0	01/17/2019	NA	1Q19, 3Q19, 1Q20, 2Q20, 3Q20, 1S21, 2S21, 1S22, 2S22	6.0/3.5/2.0	3 Stainless Steel	0.25 Teflon	4.5-5.5
PSG-11-16	11	15.0	01/17/2019	NA	1Q19, 3Q19, 1Q20, 2Q20, 3Q20, 1S21, 2S21, 1S22, 2S22	2.0	3 Stainless Steel	0.25 Teflon	14.5-15.5
PSG-11-17	11	5.0	01/18/2019	NA	1Q19, 3Q19, 1Q20, 2Q20, 3Q20, 1S21, 2S21, 1S22, 2S22	6.0/3.5/2.0	3 Stainless Steel	0.25 Teflon	4.5-5.5
PSG-11-17	11	15.0	01/18/2019	NA	1Q19, 3Q19, 1Q20, 2Q20, 3Q20, 1S21, 2S21, 1S22, 2S22	2.0	3 Stainless Steel	0.25 Teflon	14.5-15.5

TABLE 7

PERIMETER SOIL GAS PROBE CONSTRUCTION
Former Ford Aeronutronics Facility
Newport Beach, California

Sampling Location	Parcel Number	Sample Depth [1] (feet bgs)	Date Installed	Date Destroyed	Reporting Period(s) Sampled [2]	Boring Diameter (inches) [3]	Probe Length (inches) and Material	Tubing Diameter (inches) and Material	Sand Pack Interval (feet bgs)
PSG-11-18	11	5.0	01/18/2019	NA	1Q19, 3Q19, 1Q20, 2Q20, 3Q20, 1S21, 2S21, 1S22, 2S22	6.0/3.5/2.0	3 Stainless Steel	0.25 Teflon	4.5-5.5
PSG-11-18	11	15.0	01/18/2019	NA	1Q19, 1Q20, 2Q20, 3Q20, 1S21, 2S21, 1S22, 2S22	2.0	3 Stainless Steel	0.25 Teflon	14.5-15.5
PSG-11-19	11	5.0	01/18/2019	NA	1Q19, 3Q19, 1Q20, 2Q20, 3Q20, 1S21, 2S21, 1S22, 2S22	6.0/3.5/2.0	3 Stainless Steel	0.25 Teflon	4.5-5.5
PSG-11-19	11	15.0	01/18/2019	NA	1Q19, 3Q19, 1Q20, 2Q20, 3Q20, 1S21, 2S21, 1S22, 2S22	2.0	3 Stainless Steel	0.25 Teflon	14.5-15.5
PSG-11-20	11	5.0	01/18/2019	NA	1Q19, 3Q19, 1Q20, 2Q20, 3Q20, 1S21, 2S21, 1S22, 2S22	6.0/3.5/2.0	3 Stainless Steel	0.25 Teflon	4.5-5.5
PSG-11-20	11	15.0	01/18/2019	NA	1Q19, 3Q19, 1Q20, 2Q20, 3Q20, 1S21, 2S21, 2S22	2.0	3 Stainless Steel	0.25 Teflon	14.5-15.5
PSG-11-21	11	5.0	01/18/2019	NA	1Q19, 3Q19, 1Q20, 2Q20, 3Q20, 1S21, 2S21, 1S22, 2S22	6.0/3.5/2.0	3 Stainless Steel	0.25 Teflon	4.5-5.5
PSG-11-21	11	15.0	01/18/2019	NA	1Q19, 3Q19, 1Q20, 2Q20, 3Q20, 1S21, 2S21, 1S22, 2S22	2.0	3 Stainless Steel	0.25 Teflon	14.5-15.5
PSG-11-22	11	5.0	01/21/2019	NA	1Q19, 3Q19, 1Q20, 2Q20, 3Q20, 1S21, 2S21, 1S22, 2S22	6.0/3.5/2.0	3 Stainless Steel	0.25 Teflon	4.5-5.5
PSG-11-22	11	15.0	01/21/2019	NA	1Q19, 3Q19, 1Q20, 2Q20, 3Q20, 1S21, 2S21, 1S22, 2S22	2.0	3 Stainless Steel	0.25 Teflon	14.5-15.5
PSG-11-23	11	5.0	01/21/2019	NA	1Q19, 3Q19, 1Q20, 2Q20, 3Q20, 1S21, 2S21, 1S22, 2S22	6.0/3.5/2.0	3 Stainless Steel	0.25 Teflon	4.5-5.5
PSG-11-23	11	15.0	01/21/2019	NA	1Q19, 2S22	2.0	3 Stainless Steel	0.25 Teflon	14.5-15.5
PSG-11-24	11	5.0	01/21/2019	NA	1Q19, 3Q19, 1Q20, 2Q20, 3Q20, 1S21, 2S21, 1S22, 2S22	6.0/3.5/2.0	3 Stainless Steel	0.25 Teflon	4.5-5.5
PSG-11-24	11	15.0	01/21/2019	NA	1Q19, 1Q20, 2Q20, 3Q20, 1S21, 2S22	2.0	3 Stainless Steel	0.25 Teflon	14.5-15.5
PSG-11-25	11	5.0	01/21/2019	NA	--	6.0/3.5/2.0	3 Stainless Steel	0.25 Teflon	4.5-5.5
PSG-11-25	11	15.0	01/21/2019	NA	--	2.0	3 Stainless Steel	0.25 Teflon	14.5-15.5
PSG-11-26	11	5.0	01/21/2019	NA	1Q19, 3Q19, 1Q20, 2Q20, 3Q20, 1S21, 2S21, 1S22, 2S22	6.0/3.5/2.0	3 Stainless Steel	0.25 Teflon	4.5-5.5
PSG-11-26	11	15.0	01/21/2019	NA	1Q19, 3Q19, 1Q20, 2Q20, 3Q20, 1S21, 2S21, 1S22, 2S22	2.0	3 Stainless Steel	0.25 Teflon	14.5-15.5
PSG-11-27	11	5.0	01/22/2019	NA	1Q19, 3Q19, 1Q20, 2Q20, 3Q20, 1S21, 2S21, 1S22, 2S22	6.0/3.5/2.0	3 Stainless Steel	0.25 Teflon	4.5-5.5
PSG-11-27	11	15.0	01/22/2019	NA	1Q19, 3Q19, 1Q20, 2Q20, 3Q20, 1S21, 1S22, 2S22	2.0	3 Stainless Steel	0.25 Teflon	14.5-15.5
PSG-11-28	11	5.0	01/22/2019	NA	1Q19, 3Q19, 1Q20, 2Q20, 3Q20, 1S21, 2S21, 1S22, 2S22	6.0/3.5/2.0	3 Stainless Steel	0.25 Teflon	4.5-5.5
PSG-11-28	11	15.0	01/22/2019	NA	1Q19, 3Q19, 1Q20, 2Q20, 3Q20, 1S21, 2S21, 1S22, 2S22	2.0	3 Stainless Steel	0.25 Teflon	14.5-15.5
PSG-11-29	11	5.0	01/22/2019	NA	1Q19, 3Q19, 1Q20, 2Q20, 3Q20, 1S21, 2S21, 1S22, 2S22	6.0/3.5/2.0	3 Stainless Steel	0.25 Teflon	4.5-5.5
PSG-11-29	11	15.0	01/22/2019	NA	1Q19, 3Q19, 1Q20, 2Q20, 3Q20, 1S21, 2S21, 1S22, 2S22	2.0	3 Stainless Steel	0.25 Teflon	14.5-15.5
PSG-11-30	11	5.0	01/22/2019	NA	1Q19, 3Q19, 1Q20, 2Q20, 3Q20, 1S21, 2S21, 1S22, 2S22	6.0/3.5/2.0	3 Stainless Steel	0.25 Teflon	4.5-5.5
PSG-11-30	11	15.0	01/22/2019	NA	1Q19, 3Q19, 1Q20, 2Q20, 3Q20, 1S21, 2S21, 1S22, 2S22	2.0	3 Stainless Steel	0.25 Teflon	14.5-15.5
13.11-PSG-NE	13	5.0	09/06/2018	NA	3Q18	3.25	1 Stainless Steel	0.25 Teflon	4.5-5.5
13.11-PSG-W	13	5.0	09/06/2018	NA	3Q18	3.0	1 Stainless Steel	0.25 Teflon	4.5-5.5
13.11-PSG-SW	13	5.0	09/06/2018	NA	3Q18	3.0	1 Stainless Steel	0.25 Teflon	4.5-5.5
13.11-PSG-SE	13	5.0	09/06/2018	NA	3Q18	3.25	1 Stainless Steel	0.25 Teflon	4.5-5.5
13.28-PSG-S	13	5.0	09/04/2018	NA	3Q18, 4Q18, 2Q19	3.0	1 Stainless Steel	0.25 Teflon	4.5-5.5
13.28-PSG-E	13	5.0	09/04/2018	NA	3Q18, 4Q18	3.0	1 Stainless Steel	0.25 Teflon	4.5-5.5
13.28-PSG-NW	13	5.0	09/04/2018	NA	3Q18	3.0	1 Stainless Steel	0.25 Teflon	4.5-5.5
13.28-PSG-SW	13	5.0	09/04/2018	NA	3Q18, 2Q19	3.0	1 Stainless Steel	0.25 Teflon	4.5-5.5

TABLE 7

PERIMETER SOIL GAS PROBE CONSTRUCTION
Former Ford Aeronutronics Facility
Newport Beach, California

Sampling Location	Parcel Number	Sample Depth [1] (feet bgs)	Date Installed	Date Destroyed	Reporting Period(s) Sampled [2]	Boring Diameter (inches) [3]	Probe Length (inches) and Material	Tubing Diameter (inches) and Material	Sand Pack Interval (feet bgs)
13.34-PSG-NE	13	5.0	03/19/2019	10/30/2019	2Q19, 4Q19	6.0/3.25	3 Stainless Steel	0.25 Teflon	4.5-5.5
13.34-PSG-NE	13	15.0	03/19/2019	10/30/2019	2Q19, 4Q19	3.25	3 Stainless Steel	0.25 Teflon	14.5-15.5
13.34-PSG-SW	13	5.0	03/19/2019	10/30/2019	2Q19, 4Q19	6.0/3.25	3 Stainless Steel	0.25 Teflon	4.5-5.5
13.34-PSG-SW	13	15.0	03/19/2019	10/30/2019	2Q19, 4Q19	3.25	3 Stainless Steel	0.25 Teflon	14.5-15.5
13.35-PSG-N	13	5.0	12/12/2018	NA	4Q18, 3Q19	6.0/2.5/2.25	1 Stainless Steel	0.25 Teflon	4.5-5.5
13.35-PSG-N	13	15.0	12/12/2018	NA	4Q18, 3Q19	2.25	1 Stainless Steel	0.25 Teflon	14.5-15.5
13.35-PSG-E	13	5.0	12/12/2018	NA	4Q18, 3Q19	6.0/3.0	1 Stainless Steel	0.25 Teflon	4.5-5.5
13.35-PSG-E	13	15.0	12/12/2018	NA	4Q18, 3Q19	3.0	1 Stainless Steel	0.25 Teflon	14.5-15.5
13.52-PSG-S	13	5.0	11/01/2018	NA	4Q18, 2Q19, 1S22	6.0/3.25	1 Stainless Steel	0.25 Teflon	4.5-5.5
13.52-PSG-S	13	15.0	11/01/2018	NA	4Q18, 2Q19, 1S22	3.25	1 Stainless Steel	0.25 Teflon	14.5-15.5
13.52-PSG-N	13	5.0	11/01/2018	NA	--	6.0/3.25	1 Stainless Steel	0.25 Teflon	4.5-5.5
13.52-PSG-N	13	15.0	11/01/2018	NA	4Q18, 2Q19, 1S22	3.25	1 Stainless Steel	0.25 Teflon	14.5-15.5
13.79-PSG-N	13	5.0	12/20/2018	NA	1Q19, 2Q19	6.0/3.0	1 Stainless Steel	0.25 Teflon	4.5-5.5
13.79-PSG-N	13	15.0	12/20/2018	NA	1Q19, 2Q19, 1S22	3.0	1 Stainless Steel	0.25 Teflon	14.5-15.5
13.128-PSG-N	13	5.0	10/10/2018	NA	4Q18, 1S22	3.25	1 Stainless Steel	0.25 Teflon	4.5-5.5
13.128-PSG-NE	13	5.0	10/10/2018	NA	4Q18	3.25	1 Stainless Steel	0.25 Teflon	4.5-5.5
13.128-PSG-W	13	5.0	10/10/2018	NA	4Q18, 2Q19, 4Q20, 1S22, 2S22	3.25	1 Stainless Steel	0.25 Teflon	4.5-5.5
13.128-PSG-S	13	5.0	10/10/2018	NA	4Q18, 2Q19, 4Q20, 1S21, 1S22, 2S22	3.25	1 Stainless Steel	0.25 Teflon	4.5-5.5
Big Canyon Arroyo Area									
PSG-16-01	16	5.5	04/05/2019	NA	2Q19, 3Q19, 1Q20, 2Q20, 3Q20, 1S21, 2S21, 1S22	6.0/3.25/2.25	3 Stainless Steel	0.25 Teflon	5.0-6.0
PSG-16-02	16	5.0	03/15/2019	NA	2Q19, 3Q19, 1Q20, 2Q20, 3Q20, 1S21, 2S21, 1S22, 2S22	6.0/3.25/2.25	3 Stainless Steel	0.25 Teflon	4.5-5.5
PSG-16-02	16	15.0	03/15/2019	NA	2Q19, 3Q19, 1Q20	2.25	3 Stainless Steel	0.25 Teflon	14.5-15.5
PSG-16-03	16	5.0	03/15/2019	NA	2Q19, 3Q19, 1Q20, 2Q20, 3Q20, 1S21, 2S21, 1S22	6.0/3.25/2.25	3 Stainless Steel	0.25 Teflon	4.5-5.5
PSG-16-03	16	15.0	03/15/2019	NA	2Q19, 3Q19, 1Q20, 2Q20, 1S21, 1S22	2.25	3 Stainless Steel	0.25 Teflon	14.5-15.5
PSG-16-04	16	5.0	04/04/2019	NA	2Q19, 3Q19, 1Q20, 2Q20, 3Q20, 1S21, 2S21, 1S22, 2S22	6.0/3.25/2.25	3 Stainless Steel	0.25 Teflon	4.5-5.5
PSG-16-04	16	15.0	04/04/2019	NA	--	2.25	3 Stainless Steel	0.25 Teflon	14.5-15.5
PSG-16-05	16	5.0	04/04/2019	NA	2Q19, 3Q19, 1Q20, 2Q20, 3Q20, 1S21, 2S21, 1S22	6.0/3.25/2.25	3 Stainless Steel	0.25 Teflon	4.5-5.5
PSG-16-05	16	15.0	04/04/2019	NA	--	2.25	3 Stainless Steel	0.25 Teflon	14.5-15.5
PSG-16-06	16	5.5	04/04/2019	NA	2Q19, 3Q19, 1Q20, 2Q20, 3Q20, 4Q20, 1S21, 2S21, 1S22, 2S22	6.0/3.25/2.25	3 Stainless Steel	0.25 Teflon	5.0-6.0
PSG-16-07	16	5.0	03/22/2019	NA	2Q19, 3Q19, 1Q20, 2Q20, 3Q20, 1S21, 2S21, 1S22, 2S22	6.0/3.25/2.25	3 Stainless Steel	0.25 Teflon	4.5-5.5
PSG-16-07	16	15.0	03/22/2019	NA	2Q19, 3Q19, 1Q20, 2Q20, 3Q20, 1S21, 2S21, 1S22, 2S22	2.25	3 Stainless Steel	0.25 Teflon	14.5-15.5
PSG-16-08	16	5.0	03/15/2019	NA	2Q19, 3Q19, 1Q20, 2Q20, 3Q20, 1S21, 2S21, 1S22	6.0/3.25/2.25	3 Stainless Steel	0.25 Teflon	4.5-5.5
PSG-16-08	16	15.0	03/15/2019	NA	2Q19, 3Q19, 1Q20, 1S21, 2S21, 1S22	2.25	3 Stainless Steel	0.25 Teflon	14.5-15.5

TABLE 7

PERIMETER SOIL GAS PROBE CONSTRUCTION
Former Ford Aeronutronics Facility
Newport Beach, California

Sampling Location	Parcel Number	Sample Depth [1] (feet bgs)	Date Installed	Date Destroyed	Reporting Period(s) Sampled [2]	Boring Diameter (inches) [3]	Probe Length (inches) and Material	Tubing Diameter (inches) and Material	Sand Pack Interval (feet bgs)
PSG-16-09	16	5.0	03/15/2019	NA	2Q19, 3Q19, 1Q20, 2Q20, 3Q20, 1S21, 2S21, 1S22	6.0/3.25/2.25	3 Stainless Steel	0.25 Teflon	4.5-5.5
PSG-16-09	16	15.0	03/15/2019	NA	2Q19, 3Q19, 1Q20, 2Q20, 3Q20, 1S21, 2S21, 1S22	2.25	3 Stainless Steel	0.25 Teflon	14.5-15.5
PSG-16-10	16	5.0	03/15/2019	NA	2Q19, 3Q19, 1Q20, 2Q20, 3Q20, 1S21, 2S21, 1S22, 2S22	6.0/3.25/2.25	3 Stainless Steel	0.25 Teflon	4.5-5.5
PSG-16-10	16	15.0	03/15/2019	NA	2Q19, 3Q19, 1Q20, 2Q20, 3Q20, 1S21, 2S21, 1S22, 2S22	2.25	3 Stainless Steel	0.25 Teflon	14.5-15.5
PSG-16-11	16	5.0	08/06/2019	NA	3Q19, 1Q20, 2Q20, 3Q20, 1S21, 2S21, 1S22, 2S22	6.0/3.25/2.25	3 Stainless Steel	0.25 Teflon	4.5-5.5
PSG-16-11	16	15.0	08/06/2019	NA	3Q19, 1Q20, 2Q20, 3Q20, 1S21, 2S21, 1S22, 2S22	2.25	3 Stainless Steel	0.25 Teflon	14.5-15.5
PSG-16-12	16	5.0	08/06/2019	NA	3Q19, 1Q20, 2Q20, 3Q20, 1S21, 2S21, 1S22	6.0/3.25/2.25	3 Stainless Steel	0.25 Teflon	4.5-5.5
PSG-16-12	16	15.0	08/06/2019	NA	3Q19, 1Q20, 2Q20, 3Q20, 1S21, 2S21, 1S22	2.25	3 Stainless Steel	0.25 Teflon	14.5-15.5
22.018-PSG-NE	22	5.0	06/18/2019	NA	2S21	6.0/3.25	3 Stainless Steel	0.25 Teflon	4.5-5.5
22.018-PSG-NE	22	15.0	06/18/2019	NA	2Q19, 1Q20, 2S21	3.25	3 Stainless Steel	0.25 Teflon	14.5-15.5

Notes

1. For soil gas probes installed with a 1-inch or 3-inch screen, the sample depth references the top of the screen. For discussion purposes, the probe depth is also considered the sample depth.
2. Specific sampling dates are provided in the Historical Perimeter Soil Gas Sampling Results table (see Appendix E, Table E-2).
3. Boreholes were hand-augered from the ground surface to approximately 4.5 feet bgs with a 6-inch-wide hand auger bucket. Boreholes were then completed using combination of hand auger and/or direct push drilling methods to advance the borehole to total depth with diameters ranging from 3.25-inches to 2.25-inches.
4. Installation of soil gas probes noted as "probe not installed" was attempted but unsuccessful due to saturated soil. The soil gas probe was installed at alternate location except where noted that no additional installation efforts will be made.

Abbreviations

-- = Sampling attempted, but not successful due to saturated probe or vacuum.
bgs = below ground surface
CC = Community Center
NA = not applicable
Q = quarter (e.g., 3Q18 stands for third quarter of 2018)
S = semi-annual period (e.g., 1S21 stands for first semi-annual period of 2021)
WC = Worship Center

TABLE 8

SOIL GAS SAMPLING RESULTS
Former Ford Aeronutronic Facility
Newport Beach, California

Sampling Location	Sample ID	Date Sampled [2]	Depth of Sample (feet bgs)	Volatile Organic Compounds [1] (µg/m³)									Leak Detection Compounds [1]						
				1,1-DCE	1,1-DCA	1,2-DCA	cis-1,2-DCE	trans-1,2-DCE	PCE	1,1,1-TCA	TCE	Vinyl Chloride	2-Propanol (µg/m³)	Heptane (µg/m³)	Hexane (µg/m³)	Pentane (µg/m³)	Helium (ppmv)	TFA (µg/m³)	DFA (µg/m³)
North Area Soil Gas Probes																			
SG-8	SG-8-5	08/08/2022	5.0	<100	<100	<20	<100	<100	**110** [3]	<100	**79**	<10	--	--	--	--	--	--	<100
SG-9A	SG-9A-5	08/12/2022	5.0	<100	<100	<20	<100	<100	<20	<100	<20	<10	--	--	--	--	--	--	<100
SG-9A	SG-9A-15	08/12/2022	15.0	<100	<100	<20	<100	<100	<20	<100	**89**	<10	--	--	--	--	--	--	<100
SG-10A	SG-10A-5	08/12/2022	5.0	<100	<100	<20	<100	<100	**97**	<100	**2,500** [4]	<10	--	--	--	--	--	--	<100
SG-10A	SG-10A-15	08/12/2022	15.0	<100	<100	<20	<100	<100	**160**	<100	**5,600**	<10	--	--	--	--	--	--	<100
SG-11A	SG-11A-5	08/22/2022	5.0	<100 UJ	<100	<20	<100	<100 UJ	**58 J+**	<100	<20	<10	--	--	--	--	--	--	<100
SG-11A	SG-11A-15	08/22/2022	15.0	<100 UJ	<100	<20	<100	<100 UJ	**71 J+**	<100	<20	<10	--	--	--	--	--	--	<100
SG-12	SG-12-5	08/22/2022	5.0	<100 UJ	<100	<20	<100	<100 UJ	**27 J+**	<100	<20	<10	--	--	--	--	--	--	<100
SG-12	SG-12-15	08/22/2022	15.0	<100 UJ	<100	<20	<100	<100 UJ	**150 J+**	<100	**570 J+**	<10	--	--	--	--	--	--	<100
SG-13	SG-13-5	08/22/2022	5.0	<100 UJ	<100	<20	<100	<100 UJ	**100 J+**	<100	<20	<10	--	--	--	--	--	--	<100
SG-13	SG-13-15	08/22/2022	15.0	<100 UJ	<100	<20	<100	<100 UJ	**440 J+**	<100	**1,100 J+**	<10	--	--	--	--	--	--	<100
SG-14	SG-14-5	09/27/2022	5.0	<100	<100	<20	<100	<100	**90**	<100	<20	<10	--	--	--	--	--	--	<100
SG-14	SG-14-15	09/27/2022	15.0	<100	<100	<20	<100	<100	**240**	<100	**31**	<10	--	--	--	--	--	--	<100
SG-15	SG-15-5	08/12/2022	5.0	<100	<100	<20	<100	<100	<20	<100	**47**	<10	--	--	--	--	--	--	<100
SG-15	SG-15-15	08/12/2022	15.0	<100	<100	<20	<100	<100	<20	<100	**72**	<10	--	--	--	--	--	--	<100
SG-32	SG-32-5	08/08/2022	5.0	<100	<100	<20	<100	<100	**220**	<100	<20	<10	--	--	--	--	--	--	<100
SG-32	SG-32-15	08/08/2022	15.0	**280**	<100	<20	<100	<100	**720**	<100	**97**	<10	--	--	--	--	--	--	<100
SG-33	SG-33-5	08/09/2022	5.0	**150**	<100	<20	<100	<100	**37**	<100	**89**	<10	--	--	--	--	--	--	<100
SG-34	SG-34-5	08/09/2022	5.0	<100	<100	<20	<100	<100	<20	<100	**150**	<10	--	--	--	--	--	--	<100
SG-34	SG-34-5	08/10/2022	5.0	<100	<100	<20	<100	<100	<20	<100	**130**	<10	--	--	--	--	--	--	<100
SG-34	SG-34-15	08/09/2022	15.0	**100**	<100	<20	<100	<100	**41**	<100	**750**	<10	--	--	--	--	--	--	<100
SG-34	SG-34-15	08/10/2022	15.0	**120**	<100	<20	<100	<100	**48**	<100	**870**	<10	--	--	--	--	--	--	<100
SG-34	SG-34-15 REP	08/10/2022	15.0	<100	<100	<20	<100	<100	**39**	<100	**700**	<10	--	--	--	--	--	--	<100
SG-35	SG-35-5	08/11/2022	5.0	<100	<100	<20	<100	<100	<20	<100	<20	<10	--	--	--	--	--	--	<100
SG-35	SG-35-15	08/11/2022	15.0	<100	<100	<20	<100	<100	**290**	<100	**91**	<10	--	--	--	--	--	--	<100
SG-36	SG-36-5	08/08/2022	5.0	<100	<100	<20	<100	<100	**54**	<100	<20	<10	--	--	--	--	--	--	<100
SG-36	SG-36-15	08/08/2022	15.0	<100	<100	<20	<100	<100	**360**	<100	**300**	<10	--	--	--	--	--	--	<100
SG-36	SG-36-15 REP	08/08/2022	15.0	<100 R	<100 R	<20 R	<100 R	<100 R	**240 R**	<100 R	**240 R**	<10 R	--	--	--	--	--	--	**170**
SG-37	SG-37-5	10/17/2022	5.0	<100	<100	<20	<100	<100	<20	<100	<20	<10	--	--	--	--	--	--	<100
SG-37	SG-37-15	10/17/2022	15.0	<100	<100	<20	<100	<100	<20	<100	<20	<10	--	--	--	--	--	--	<100
SG-38	SG-38-5	08/08/2022	5.0	<100	<100	<20	<100	<100	<20	<100	<20	<10	--	--	--	--	--	--	<100
SG-38	SG-38-15	08/08/2022	15.0	<100	<100	<20	<100	<100	<20	<100	**190**	<10	--	--	--	--	--	--	<100
SG-39	SG-39-5	08/31/2022	5.0	<100	<100	<20	<100	<100	**330**	<100	**3,000**	<10	--	--	--	--	--	--	<100
SG-39	SG-39-15	08/31/2022	15.0	<100	<100	<20	<100	<100	**330**	<100	**6,000**	<10	--	--	--	--	--	--	<100
SG-39	SG-39-15 REP	08/31/2022	15.0	<100	<100	<20	<100	<100	**360**	<100	**6,500**	<10	--	--	--	--	--	--	<100
SG-40	SG-40-5	08/30/2022	5.0	<100	<100	<20	<100	<100	**3,100**	<100	**100**	<10	--	--	--	--	--	--	<100
SG-40	SG-40-15	08/30/2022	15.0	<100	<100	<20	<100	<100	**980**	<100	**210**	<10	--	--	--	--	--	--	<100
SG-42	SG-42-5	10/13/2022	5.0	<100	<100	<20	<100	<100	<20	<100	**43**	<10	--	--	--	--	--	--	<100
SG-42	SG-42-15	10/13/2022	15.0	<100	<100	<20	<100	<100	**32**	<100	**350**	<10	--	--	--	--	--	--	<100
SG-42	SG-42-15 REP	10/13/2022	15.0	<100	<100	<20	<100	<100	<20	<100	**350**	<10	--	--	--	--	--	--	<100
SG-43	SG-43-5	08/11/2022	5.0	<100	<100	<20	<100	<100	**150**	<100	**6,200**	<10	--	--	--	--	--	--	<100
SG-43	SG-43-15	08/11/2022	15.0	<100	<100	<20	<100	<100	**200**	<100	**11,000**	<10	--	--	--	--	--	--	<100
SG-43	SG-43-15 REP	08/11/2022	15.0	<100	<100	<20	<100	<100	**190**	<100	**11,000**	<10	--	--	--	--	--	--	<100
SG-45	SG-45-5	08/31/2022	5.0	<100 UJ	<100 UJ	<20 UJ	<100 UJ	<100 UJ	<20 UJ	<100 UJ	**22 J-**	<10 UJ	--	--	--	--	--	--	<100
SG-45	SG-45-15	08/31/2022	15.0	<100	<100	<20	<100	<100	<20	<100	<20	<10	--	--	--	--	--	--	<100
SG-52	SG-52-5	09/24/2022	5.0	<100	<100	<20	<100	<100	<20	<100	<20	<10	--	--	--	--	--	--	<100
SG-52	SG-52-14.5	09/24/2022	14.5	<100	<100	<20	<100	<100	<20	<100	<20	<10	--	--	--	--	--	--	<100
SG-53	SG-53-5	09/24/2022	5.0	<100	<100	<20	<100	<100	<20	<100	<20	<10	--	--	--	--	--	--	<100
SG-53	SG-53-15	09/24/2022	15.0	<100	<100	<20	<100	<100	<20	<100	<20	<10	--	--	--	--	--	--	<100
SG-54	SG-54-5	09/24/2022	5.0	<100	<100	<20	<100	<100	<20	<100	<20	<10	--	--	--	--	--	--	<100

TABLE 8

SOIL GAS SAMPLING RESULTS
Former Ford Aeronutronic Facility
Newport Beach, California

Sampling Location	Sample ID	Date Sampled [2]	Depth of Sample (feet bgs)	Volatile Organic Compounds [1] ($\mu g/m^3$)									Leak Detection Compounds [1]						
				1,1-DCE	1,1-DCA	1,2-DCA	cis-1,2-DCE	trans-1,2-DCE	PCE	1,1,1-TCA	TCE	Vinyl Chloride	2-Propanol ($\mu g/m^3$)	Heptane ($\mu g/m^3$)	Hexane ($\mu g/m^3$)	Pentane ($\mu g/m^3$)	Helium (ppmv)	TFA ($\mu g/m^3$)	DFA ($\mu g/m^3$)
SG-54	SG-54-15	09/24/2022	15.0	<100 UJ	<100 UJ	<20 UJ	<100 UJ	<100 UJ	<20 UJ	<100 UJ	<20 UJ	<10 UJ	--	--	--	--	--	--	<100
SG-56	SG-56-5	09/24/2022	5.0	<100	<100	<20	<100	<100	<20	<100	<20	<10	--	--	--	--	--	--	<100
SG-56	SG-56-15	09/24/2022	15.0	<100	<100	<20	<100	<100	<20	<100	<20	<10	--	--	--	--	--	--	<100
SG-56	SG-56-15 REP	09/24/2022	15.0	<100	<100	<20	<100	<100	<20	<100	<20	<10	--	--	--	--	--	--	<100
SG-60	SG-60-5	09/26/2022	5.0	<100	<100	<20	<100	<100	<20	<100	<20	<10	--	--	--	--	--	--	<100
SG-60	SG-60-15	09/26/2022	15.0	<100	<100	<20	<100	<100	**190**	**130**	**320**	<10	--	--	--	--	--	--	<100
SG-80	SG-80-5	10/10/2022	5.0	**160**	<100	<20	<100	<100	<20	<100	**1,000**	<10	--	--	--	--	--	--	<100
SG-80	SG-80-15	10/10/2022	15.0	**1,500**	<100	<20	**210**	<100	**28**	<100	**8,400**	<10	--	--	--	--	--	--	<100
SG-82	SG-82-5	10/12/2022	5.0	<100 R	<100 R	<20 R	<100 R	<100 R	<20 R	<100 R	<20 R	<10 R	--	--	--	--	--	--	**120**
SG-82	SG-82-15	10/12/2022	15.0	<100	<100	<20	<100	<100	<20	<100	<20	<10	--	--	--	--	--	--	<100
SG-83	SG-83-5	10/12/2022	5.0	<100	<100	<20	<100	<100	<20	<100	<20	<10	--	--	--	--	--	--	<100
SG-83	SG-83-15	10/12/2022	15.0	<100	<100	<20	<100	<100	<20	<100	<20	<10	--	--	--	--	--	--	**100**
SG-91	SG-91-15	08/09/2022	15.0	**2,200**	<100	<20	<100	<100	**34**	<100	**210**	<10	--	--	--	--	--	--	<100
SG-91	SG-91-15 REP	08/09/2022	15.0	**2,400**	<100	<20	<100	<100	**32**	<100	**210**	<10	--	--	--	--	--	--	<100
SG-92	SG-92-5	08/09/2022	5.0	<100	<100	<20	<100	<100	**24**	<100	<20	<10	--	--	--	--	--	--	<100
SG-92A	SG-92A-8.5	08/09/2022	8.5	<100	<100	<20	<100	<100	**32**	<100	<20	<10	--	--	--	--	--	--	<100
SG-96	SG-96-5	08/11/2022	5.0	<100	<100	<20	<100	<100	<20	<100	<20	<10	--	--	--	--	--	--	<100
SG-96	SG-96-15	08/11/2022	15.0	**280 J+**	<100	<20	<100	<100	<20	<100	**28**	<10	--	--	--	--	--	--	<100
SG-97	SG-97-5	08/11/2022	5.0	<100	<100	<20	<100	<100	**22**	<100	<20	<10	--	--	--	--	--	--	<100
SG-97	SG-97-15	08/11/2022	15.0	<100	<100	<20	<100	<100	<20	<100	**23**	<10	--	--	--	--	--	--	<100
SG-99	SG-99-5	08/09/2022	5.0	<100	<100	<20	<100	<100	<20	<100	<20	<10	--	--	--	--	--	--	<100
SG-100	SG-100-5	08/09/2022	5.0	<100	<100	<20	<100	<100	<20	<100	<20	<10	--	--	--	--	--	--	<100
SG-102A	SG-102A-15	10/17/2022	15.0	<100	<100	<20	**920**	<100	<20	<100	**510**	**130**	--	--	--	--	--	--	<100
SG-102A	SG-102A-15 REP	10/17/2022	15.0	<100	<100	<20	**710**	<100	<20	<100	**390**	**100**	--	--	--	--	--	--	<100
SG-121	SG-121-5	10/12/2022	5.0	<100	<100	<20	<100	<100	<20	<100	<20	<10	--	--	--	--	--	--	<100
SG-121	SG-121-13.5	10/12/2022	13.5	<100	<100	<20	<100	<100	<20	<100	**75**	<10	--	--	--	--	--	--	<100
SG-122	SG-122-5	10/12/2022	5.0	<100	<100	<20	<100	<100	<20	<100	<20	<10	--	--	--	--	--	--	<100
SG-122	SG-122-15	10/12/2022	15.0	<100	<100	<20	<100	<100	<20	<100	**85**	<10	--	--	--	--	--	--	<100
SG-122	SG-122-15 REP	10/12/2022	15.0	<100	<100	<20	<100	<100	<20	<100	**88**	<10	--	--	--	--	--	--	<100
SG-128	SG-128-5	09/30/2022	5.0	<100	<100	<20	<100	<100	**68**	<100	**150**	<10	--	--	--	--	--	--	<100
SG-128	SG-128-15	09/30/2022	15.0	<100	<100	<20	<100	<100	**270**	<100	**5,000**	<10	--	--	--	--	--	--	<100
SG-129	SG-129-5	09/26/2022	5.0	<100	<100	<20	<100	<100	<20	<100	<20	<10	--	--	--	--	--	--	<100
SG-130	SG-130-15	09/29/2022	15.0	<100	<100	<20	<100	<100	<20	<100	<20	<10	--	--	--	--	--	--	<100
SG-131	SG-131-5	08/09/2022	5.0	<100	<100	<20	<100	<100	**84**	<100	<20	<10	--	--	--	--	--	--	<100
SG-132	SG-132-15	08/16/2022	15.0	<100 UJ	<100	<20	<100	<100 UJ	**200 J**	<100	**85 J+**	<10 UJ	--	--	--	--	--	--	<100
SG-133A	SG-133A-5.5	08/10/2022	5.5	<100	<100	<20	<100	<100	<20	<100	<20	<10	--	--	--	--	--	--	<100
SG-133A	SG-133A-14.5	08/10/2022	14.5	<100	<100	<20	<100	<100	<20	<100	**32**	<10	--	--	--	--	--	--	<100
SG-135	SG-135-5	10/12/2022	5.0	<100	<100	<20	<100	<100	**21**	<100	**620**	<10	--	--	--	--	--	--	<100
SG-135	SG-135-11	10/12/2022	11.0	<100	<100	<20	<100	<100	<20	<100	<20	<10	--	--	--	--	--	--	<100
SG-136	SG-136-5	10/12/2022	5.0	<100	<100	<20	<100	<100	**42**	<100	**930**	<10	--	--	--	--	--	--	<100
SG-136	SG-136-11.5	10/12/2022	11.5	<100	<100	<20	**1,100**	<100	<20	<100	**470**	<10	--	--	--	--	--	--	<100
SG-137	SG-137-5	09/29/2022	5.0	<100	<100	<20	<100	<100	<20	<100	**160**	<10	--	--	--	--	--	--	<100
SG-137	SG-137-15	09/29/2022	15.0	<100	<100	<20	**260**	<100	**98**	<100	**8,500**	<10	--	--	--	--	--	--	<100
SG-138	SG-138-5	10/07/2022	5.0	<100	<100	<20	<100	<100	<20	<100	<20	<10	--	--	--	--	--	--	<100
SG-139	SG-139-5	09/30/2022	5.0	<100	<100	<20	<100	<100	**27**	<100	**740**	<10	--	--	--	--	--	--	<100
SG-139	SG-139-15	09/30/2022	15.0	**1,300**	<500	<100	<500	<500	**660**	<500	**43,000**	<50	--	--	--	--	--	--	<500
SG-139	SG-139-15 REP	09/30/2022	15.0	**1,300**	<500	<100	<500	<500	**680**	<500	**45,000**	<50	--	--	--	--	--	--	<500
SG-140	SG-140-5	08/10/2022	5.0	<100	<100	<20	<100	<100	**500**	<100	**730**	<10	--	--	--	--	--	--	<100
SG-140	SG-140-15	08/10/2022	15.0	**230**	<100	<20	<100	<100	**1,200**	<100	**2,700**	<10	--	--	--	--	--	--	<100
SG-141	SG-141-5	08/10/2022	5.0	<100	<100	<20	<100	<100	**3,400**	<100	**510**	<10	--	--	--	--	--	--	<100
SG-141	SG-141-15	08/10/2022	15.0	**530**	<100	<20	<100	<100	**5,300**	<100	**1,800**	<10	--	--	--	--	--	--	<100

TABLE 8

SOIL GAS SAMPLING RESULTS
Former Ford Aeronutronic Facility
Newport Beach, California

Sampling Location	Sample ID	Date Sampled [2]	Depth of Sample (feet bgs)	Volatile Organic Compounds [1] (µg/m³)									Leak Detection Compounds [1]						
				1,1-DCE	1,1-DCA	1,2-DCA	cis-1,2-DCE	trans-1,2-DCE	PCE	1,1,1-TCA	TCE	Vinyl Chloride	2-Propanol (µg/m³)	Heptane (µg/m³)	Hexane (µg/m³)	Pentane (µg/m³)	Helium (ppmv)	TFA (µg/m³)	DFA (µg/m³)
SG-142	SG-142-5	10/18/2022	5.0	<100	<100	<20	<100	<100	<20	<100	<20	<10	--	--	--	--	--	--	<100
SG-142	SG-142-5 REP	10/18/2022	5.0	<100	<100	<20	<100	<100	<20	<100	<20	<10	--	--	--	--	--	--	<100
SG-142	SG-142-15	10/18/2022	15.0	<100	<100	<20	<100	<100	**45**	<100	<20	<10	--	--	--	--	--	--	<100
SG-143	SG-143-5	08/12/2022	5.0	**340**	<100	<20	<100	<100	**85**	<100	**400**	<10	--	--	--	--	--	--	<100
SG-143	SG-143-15	08/12/2022	15.0	**780**	<100	<20	<100	<100	**130**	<100	**850**	<10	--	--	--	--	--	--	<100
SG-143	SG-143-15 REP	08/12/2022	15.0	**730**	<100	<20	<100	<100	**110**	<100	**790**	<10	--	--	--	--	--	--	<100
SG-144	SG-144-5	08/12/2022	5.0	<100	<100	<20	<100	<100	**180**	<100	**140**	<10	--	--	--	--	--	--	<100
SG-144	SG-144-15	08/12/2022	15.0	**170**	<100	<20	<100	<100	**160**	<100	**350**	<10	--	--	--	--	--	--	<100
SG-145	SG-145-5	09/26/2022	5.0	<100	<100	<20	<100	<100	**44**	<100	<20	<10	--	--	--	--	--	--	<100
SG-145	SG-145-15	09/26/2022	15.0	<100	<100	<20	<100	<100	**210**	<100	**450**	<10	--	--	--	--	--	--	<100
SG-145	SG-145-15 REP	09/26/2022	15.0	<100	<100	<20	<100	<100	**170**	<100	**380**	<10	--	--	--	--	--	--	<100
SG-146	SG-146-5	09/26/2022	5.0	<100	<100	<20	<100	<100	<20	<100	<20	<10	--	--	--	--	--	--	<100
SG-146	SG-146-15	09/26/2022	15.0	<100	<100	<20	<100	<100	<20	<100	<20	<10	--	--	--	--	--	--	<100
SG-147	SG-147-5	09/27/2022	5.0	<100	<100	<20	<100	<100	<20	<100	<20	<10	--	--	--	--	--	--	<100
SG-147	SG-147-15	09/27/2022	15.0	<100	<100	<20	<100	<100	<20	<100	<20	<10	--	--	--	--	--	--	<100
SG-148	SG-148-11	09/27/2022	11.0	**230**	<100	<20	**300**	**150**	**770**	<100	**12,000**	<10	--	--	--	--	--	--	<100
SG-149	SG-149-5	09/27/2022	5.0	<100	<100	<20	<100	<100	**110**	<100	**1,000**	<10	--	--	--	--	--	--	<100
SG-149	SG-149-5 REP	09/27/2022	5.0	<100	<100	<20	<100	<100	**92**	<100	**890**	<10	--	--	--	--	--	--	<100
SG-150	SG-150-5	09/27/2022	5.0	<100	<100	<20	<100	<100	<20	<100	<20	<10	--	--	--	--	--	--	<100
SG-150	SG-150-14.5	09/27/2022	14.5	<100	<100	<20	<100	<100	<20	<100	<20	<10	--	--	--	--	--	--	<100
SG-151	SG-151-12.5	09/27/2022	12.5	<100	<100	<20	<100	<100	<20	<100	**49**	<10	--	--	--	--	--	--	<100
SG-152	SG-152-12.5	09/27/2022	12.5	<100 UJ	<100 UJ	<20 UJ	<100 UJ	<100 UJ	<20 UJ	<100 UJ	**56 J-**	**31 J-**	--	--	--	--	--	--	<100
SG-153	SG-153-5	09/28/2022	5.0	<100	<100	<20	<100	<100	<20	<100	<20	<10	--	--	--	--	--	--	<100
SG-153	SG-153-11.5	09/28/2022	11.5	<100	<100	<20	<100	<100	<20	<100	<20	<10	--	--	--	--	--	--	<100
SG-154	SG-154-5	08/08/2022	5.0	<100	<100	<20	<100	<100	**190**	<100	**450**	<10	--	--	--	--	--	--	<100
SG-154	SG-154-9.5	08/08/2022	9.5	<100	<100	<20	<100	<100	**220**	<100	**1,300**	<10	--	--	--	--	--	--	<100
SG-155	SG-155-5	09/28/2022	5.0	<100	<100	<20	<100	<100	<20	<100	<20	<10	--	--	--	--	--	--	<100
SG-155	SG-155-9.5	09/28/2022	9.5	<100	<100	<20	<100	<100	**20**	<100	<20	<10	--	--	--	--	--	--	<100
SG-156	SG-156-5	09/29/2022	5.0	<100	<100	<20	<100	<100	<20	<100	<20	<10	--	--	--	--	--	--	<100
SG-156	SG-156-15	09/29/2022	15.0	<100	<100	<20	<100	<100	<20	<100	<20	<10	--	--	--	--	--	--	<100
SG-158	SG-158-5.5	09/28/2022	5.5	<100	<100	<20	<100	<100	<20	<100	**48**	**23 J**	--	--	--	--	--	--	<100
SG-159	SG-159-5	08/31/2022	5.0	<100 UJ	<100 UJ	<20 UJ	<100 UJ	<100 UJ	<20 UJ	<100 UJ	<20 UJ	<10 UJ	--	--	--	--	--	--	<100
SG-159	SG-159-15	08/31/2022	15.0	<100 UJ	<100 UJ	<20 UJ	<100 UJ	<100 UJ	<20 UJ	<100 UJ	<20 UJ	<10 UJ	--	--	--	--	--	--	<100
SG-160	SG-160-22.5	09/26/2022	22.5	<100	<100	<20	<100	<100	**290**	<100	**2,900**	<10	--	--	--	--	--	--	<100
SG-162	SG-162-4.5	09/27/2022	4.5	<100	<100	<20	<100	<100	**24**	<100	<20	<10	--	--	--	--	--	--	<100
SG-163	SG-163-4.5	09/28/2022	4.5	<100	<100	<20	<100	<100	<20	<100	<20	<10	--	--	--	--	--	--	<100
SG-163	SG-163-12	09/28/2022	12.0	<100	<100	<20	**190**	<100	<20	<100	**34**	**36 J**	--	--	--	--	--	--	<100
SG-169	SG-169-5	10/10/2022	5.0	<100	<100	<20	<100	<100	<20	<100	<20	<10	--	--	--	--	--	--	<100
SG-169	SG-169-15	10/10/2022	15.0	<100	<100	<20	<100	<100	<20	<100	<20	<10	--	--	--	--	--	--	<100
SG-169	SG-169-15 REP	10/10/2022	15.0	<100	<100	<20	<100	<100	<20	<100	<20	<10	--	--	--	--	--	--	<100
SG-170	SG-170-5	10/10/2022	5.0	<100	<100	<20	<100	<100	**580**	<100	**310**	<10	--	--	--	--	--	--	<100
SG-170	SG-170-15	10/10/2022	15.0	<100	<100	<20	<100	<100	**830**	<100	**1,500**	<10	--	--	--	--	--	--	<100
SG-170	SG-170-15 REP	10/10/2022	15.0	<100	<100	<20	<100	<100	**770**	<100	**1,300**	<10	--	--	--	--	--	--	<100
SG-172	SG-172-5	10/07/2022	5.0	<100	<100	<20	<100	<100	**160**	<100	**3,300**	<10	--	--	--	--	--	--	<100
SG-172	SG-172-15	10/07/2022	15.0	<100	<100	<20	<100	<100	**190**	<100	**5,300**	<10	--	--	--	--	--	--	<100
SG-172	SG-172-15 REP	10/07/2022	15.0	<100	<100	<20	<100	<100	**170**	<100	**5,200**	<10	--	--	--	--	--	--	<100
SG-173	SG-173-5 [5]	09/30/2022	5.0	<100	<100	<20	<100	<100	<20	<100	**20**	<10	--	--	--	--	--	--	<100
SG-173	SG-173-5	12/21/2022	5.0	<100	<100	<20	<100	<100 UJ	**60**	<100	**250**	<10	--	--	--	--	--	--	<100
SG-173	SG-173-15 [5]	09/30/2022	15.0	<100	<100	<20	<100	<100	<20	<100	**24**	<10	--	--	--	--	--	--	<100
SG-173	SG-173-15	12/21/2022	15.0	<100	<100	<20	<100	<100 UJ	**120**	<100	**1200**	<10	--	--	--	--	--	--	<100
SG-174	SG-174-5 [5]	09/30/2022	5.0	<100	<100	<20	<100	<100	**53**	<100	**170**	<10	--	--	--	--	--	--	<100

TABLE 8

SOIL GAS SAMPLING RESULTS
Former Ford Aeronutronic Facility
Newport Beach, California

Sampling Location	Sample ID	Date Sampled [2]	Depth of Sample (feet bgs)	Volatile Organic Compounds [1] (µg/m³)									Leak Detection Compounds [1]						
				1,1-DCE	1,1-DCA	1,2-DCA	cis-1,2-DCE	trans-1,2-DCE	PCE	1,1,1-TCA	TCE	Vinyl Chloride	2-Propanol (µg/m³)	Heptane (µg/m³)	Hexane (µg/m³)	Pentane (µg/m³)	Helium (ppmv)	TFA (µg/m³)	DFA (µg/m³)
SG-174	SG-174-5	12/21/2022	5.0	<100	<100	<20	<100	<100 UJ	<20	<100	<20	<10	--	--	--	--	--	--	<100
SG-174	SG-174-15 [5]	09/30/2022	15.0	<100	<100	<20	<100	<100	**110**	<100	**1,000**	<10	--	--	--	--	--	--	<100
SG-174	SG-174-15	12/21/2022	15.0	<100	<100	<20	<100	<100 UJ	<20	<100	<20	<10	--	--	--	--	--	--	<100
SG-175	SG-175-5	10/18/2022	5.0	<100	<100	<20	<100	<100	<20	<100	<20	<10	--	--	--	--	--	--	<100
SG-175	SG-175-15	10/18/2022	15.0	<100	<100	<20	<100	<100	<20	<100	<20	<10	--	--	--	--	--	--	<100
SG-176	SG-176-5	10/17/2022	5.0	<100	<100	<20	<100	<100	<20	<100	<20	<10	--	--	--	--	--	--	<100
SG-176	SG-176-15	10/17/2022	15.0	<100	<100	<20	<100	<100	<20	<100	<20	<10	--	--	--	--	--	--	<100
SG-177	SG-177-5	10/17/2022	5.0	<100 UJ	<100 UJ	<20 UJ	<100 UJ	<100 UJ	<20 UJ	<100 UJ	<20 UJ	<10 UJ	--	--	--	--	--	--	<100
SG-177	SG-177-15	10/17/2022	15.0	<100	<100	<20	<100	<100	<20	<100	<20	<10	--	--	--	--	--	--	<100
SG-179	SG-179-11	09/29/2022	11.0	<100	<100	<20	<100	<100	**45**	<100	**30**	<10	--	--	--	--	--	--	<100
SG-179	SG-179-11 REP	09/29/2022	11.0	<100	<100	<20	<100	<100	**46**	<100	**42**	<10	--	--	--	--	--	--	<100
SG-181	SG-181-5	09/28/2022	5.0	<100	<100	<20	<100	<100	<20	<100	<20	<10	--	--	--	--	--	--	<100
SG-181	SG-181-5 REP	09/28/2022	5.0	<100	<100	<20	<100	<100	<20	<100	<20	<10	--	--	--	--	--	--	<100
SG-183	SG-183-5	09/01/2022	5.0	<100 UJ	<100 UJ	<20 UJ	<100 UJ	<100 UJ	**42 J-**	<100 UJ	**130 J-**	<10 UJ	--	--	--	--	--	--	<100
SG-183	SG-183-15	09/01/2022	15.0	<100 UJ	<100 UJ	<20 UJ	<100 UJ	<100 UJ	**57 J-**	<100 UJ	**250 J-**	<10 UJ	--	--	--	--	--	--	<100
SG-184	SG-184-5	09/01/2022	5.0	<100 UJ	<100 UJ	<20 UJ	<100 UJ	<100 UJ	<20 UJ	<100 UJ	**110 J-**	<10 UJ	--	--	--	--	--	--	<100
SG-184	SG-184-15	09/01/2022	15.0	<100 UJ	<100 UJ	<20 UJ	<100 UJ	<100 UJ	**23 J-**	<100 UJ	**580 J-**	<10 UJ	--	--	--	--	--	--	<100
SG-185	SG-185-5	09/02/2022	5.0	<100	<100	<20	<100	<100	<20	<100	**38**	<10	--	--	--	--	--	--	<100
SG-185	SG-185-15	09/01/2022	15.0	<100	<100	<20	<100	<100	**67**	<100	**3,800**	<10	--	--	--	--	--	--	<100
SG-186	SG-186-5	09/02/2022	5.0	<100	<100	<20	<100	<100	**30**	<100	**760**	<10	--	--	--	--	--	--	<100
SG-186	SG-186-15	09/02/2022	15.0	<100	<100	<20	<100	<100	**46**	<100	**1,500**	<10	--	--	--	--	--	--	<100
SG-187	SG-187-5	09/02/2022	5.0	<100	<100	<20	<100	<100	**29**	<100	**410**	<10	--	--	--	--	--	--	<100
SG-187	SG-187-15	09/02/2022	15.0	<100	<100	<20	<100	<100	**38**	<100	**910**	<10	--	--	--	--	--	--	<100
SG-188	SG-188-5	09/02/2022	5.0	<100	<100	<20	<100	<100	<20	<100	<20	<10	--	--	--	--	--	--	<100
SG-188	SG-188-15	09/02/2022	15.0	<100	<100	<20	<100	<100	**59**	<100	**320**	<10	--	--	--	--	--	--	<100
SG-188	SG-188-15 REP	09/02/2022	15.0	<100	<100	<20	<100	<100	**49**	<100	**260**	<10	--	--	--	--	--	--	<100
SG-189	SG-189-5	09/02/2022	5.0	<100	<100	<20	<100	<100	<20	<100	**22**	<10	--	--	--	--	--	--	<100
SG-189	SG-189-15	09/02/2022	15.0	<100	<100	<20	<100	<100	**44**	<100	**990**	<10	--	--	--	--	--	--	<100
SG-190	SG-190-12.5	12/21/2022	12.5	<100	<100	<20	<100	<100 UJ	<20	<100	<20	<10	--	--	--	--	--	--	<100
North Area Multi-Depth Soil Gas Probes **																			
SG-11-01A	SG-11-01A-10	09/01/2022	10.0	<400	<400	<80	<400	<400	**350**	<400	**27,000**	<40	--	--	--	--	--	--	<400
SG-11-01A	SG-11-01A-10 REP	09/01/2022	10.0	<400	<400	<80	<400	<400	**330**	<400	**26,000**	<40	--	--	--	--	--	--	<400
SG-11-01A	SG-11-01A-20	08/31/2022	20.0	<400	<400	<80	<400	<400	**410**	<400	**33,000**	<40	--	--	--	--	--	--	<400
SG-11-01B	SG-11-01B-30	09/01/2022	30.0	<2,000	<2,000	<400	<2,000	<2,000	<400	<2,000	**29,000**	<200	--	--	--	--	--	--	<2,000
SG-13-01A	SG-13-01A-20	08/10/2022	20.0	<100	<100	<20	<100	<100	**170**	<100	**8,600**	<10	--	--	--	--	--	--	<100
SG-13-01B	SG-13-01B-30	08/10/2022	30.0	<100	<100	<20	<100	<100	**270**	<100	**15,000**	<10	--	--	--	--	--	--	<100
SG-13-01B	SG-13-01B-40	08/10/2022	40.0	<100	<100	<20	<100	<100	**280**	<100	**16,000**	<10	--	--	--	--	--	--	<100
SG-22-01A	SG-22-01A-5	10/10/2022	5.0	<100	<100	<20	<100	<100	<20	<100	**680**	<10	--	--	--	--	--	--	<100
SG-22-01A	SG-22-01A-14	10/10/2022	14.0	**280**	<100	<20	<100	<100	<20	<100	**1,500**	<10	--	--	--	--	--	--	<100
SG-22-01A	SG-22-01A-24	10/10/2022	24.0	**2,400**	**180**	<20	**410**	<100	**42**	<100	**17,000**	<10	--	--	--	--	--	--	<100
SG-CAL-01A	SG-CAL-01A-5	09/30/2022	5.0	<100 R	<100 R	<20 R	<100 R	<100 R	<20 R	<100 R	**74 R**	<10 R	--	--	--	--	--	**1400**	--
SG-CAL-01A	SG-CAL-01A-15	09/30/2022	15.0	<100	<100	<20	<100	<100	**240**	<100	**5,100**	<10	--	--	--	--	--	--	<100
SG-CAL-01A	SG-CAL-01A-25	09/30/2022	25.0	<100	<100	<20	<100	<100	**350**	<100	**11,000**	<10	--	--	--	--	--	--	<100
SG-ROW-01A	SG-ROW-01A-5.5	09/19/2022	5.5	**290 J-**	<100 UJ	<20 UJ	<100 UJ	<100 UJ	<20 UJ	<100 UJ	**3,900 J-**	<10 UJ	--	--	--	--	--	--	<100
SG-ROW-01A	SG-ROW-01A-14.5	09/19/2022	14.5	**930**	**150**	<20	**370**	<100	<20	<100	**11,000**	<10	--	--	--	--	--	--	<100
SG-ROW-01A	SG-ROW-01A-24.5	09/19/2022	24.5	**970**	**170**	<20	**230**	<100	<20	<100	**7,600**	<10	--	--	--	--	--	--	<100
SG-171	SG-171-20	08/22/2022	20.0	<100 UJ	<100	<20	<100	<100 UJ	**250 J+**	<100	**4,400 J+**	<10	--	--	--	--	--	--	<100
SG-171	SG-171-20 REP	08/22/2022	20.0	<100 UJ	<100	<20	<100	<100 UJ	**200 J+**	<100	**3,700 J+**	<10	--	--	--	--	--	--	<100
SG-171	SG-171-30	08/22/2022	30.0	<100 UJ	<100	<20	<100	<100 UJ	**320 J+**	<100	**6,900 J+**	<10	--	--	--	--	--	--	<100
SG-182	SG-182-11	09/28/2022	11.0	<100	<100	<20	<100	<100	<20	<100	<20	<10	--	--	--	--	--	--	<100

TABLE 8

SOIL GAS SAMPLING RESULTS
Former Ford Aeronutronic Facility
Newport Beach, California

Sampling Location	Sample ID	Date Sampled [2]	Depth of Sample (feet bgs)	Volatile Organic Compounds [1] (µg/m³)									Leak Detection Compounds [1]						
				1,1-DCE	1,1-DCA	1,2-DCA	cis-1,2-DCE	trans-1,2-DCE	PCE	1,1,1-TCA	TCE	Vinyl Chloride	2-Propanol (µg/m³)	Heptane (µg/m³)	Hexane (µg/m³)	Pentane (µg/m³)	Helium (ppmv)	TFA (µg/m³)	DFA (µg/m³)
North Area SVE Monitoring Points *																			
SG-CT-01	SG-CT-01-5	09/30/2022	5.0	<100	<100	<20	<100	<100	**61**	<100	**370**	<10	--	--	--	--	--	--	<100
SG-CT-01	SG-CT-01-16	09/30/2022	16.0	<100	<100	<20	<100	<100	**270**	<100	**3,800**	<10	--	--	--	--	--	--	<100
SG-CT-01	SG-CT-01-16 REP	09/30/2022	16.0	<100	<100	<20	<100	<100	**290**	<100	**4,200**	<10	--	--	--	--	--	--	<100
SG-CT-02	SG-CT-02-5	10/12/2022	5.0	<100 UJ	<100 UJ	<20 UJ	<100 UJ	<100 UJ	**120 J+**	<100 UJ	**280 J+**	<10 UJ	--	--	--	--	--	--	<100
SG-CT-02	SG-CT-02-16	10/12/2022	16.0	<100	<100	<20	<100	<100	**280**	<100	**3,100**	<10	--	--	--	--	--	--	<100
SG-CT-02	SG-CT-02-16 REP	10/12/2022	16.0	<100	<100	<20	<100	<100	**310**	<100	**3,700**	<10	--	--	--	--	--	--	<100
SG-CT-03	SG-CT-03-5	09/30/2022	5.0	<100	<100	<20	<100	<100	**62**	<100	**1,100**	<10	--	--	--	--	--	--	<100
SG-CT-03	SG-CT-03-16	09/30/2022	16.0	<100	<100	<20	<100	<100	**200**	<100	**7,300**	<10	--	--	--	--	--	--	<100
SG-CT-03	SG-CT-03-16 REP	09/30/2022	16.0	<100	<100	<20	<100	<100	**260**	<100	**8,600**	<10	--	--	--	--	--	--	<100
SG-10-01	SG-10-01-15	08/24/2022	15.0	<100	<100	<20	<100	<100	**350**	<100	**16,000**	<10	--	--	--	--	--	--	<100
SG-10-01	SG-10-01-15 REP	08/24/2022	15.0	<100	<100	<20	<100	<100	**340**	<100	**16,000**	<10	--	--	--	--	--	--	<100
SG-10-01	SG-10-01-35	08/24/2022	35.0	**120 J+**	<100	<20	<100	<100	**630**	<100	**20,000**	<10	--	--	--	--	--	--	<100
SG-10-02	SG-10-02-25	08/24/2022	25.0	<100	<100	<20	<100	<100	**380**	<100	**19,000**	<10	--	--	--	--	--	--	<100
SG-10-02	SG-10-02-35	08/24/2022	35.0	<400	<400	<80	<400	<400	**330**	<400	**16,000**	<40	--	--	--	--	--	--	<400
SG-10-03A	SG-10-03A-10	08/24/2022	10.0	<100	<100	<20	<100	<100	**73 J**	<100	**6,800 J+**	<10	--	--	--	--	--	--	<100
SG-10-03A	SG-10-03A-20	08/24/2022	20.0	<100	<100	<20	<100	<100	**180 J**	<100	**12,000 J+**	<10	--	--	--	--	--	--	<100
SG-10-03A	SG-10-03A-30	08/24/2022	30.0	<100	<100	<20	<100	<100	**150 J**	<100	**12,000 J+**	August	--	--	--	--	--	--	<100
SG-10-03B	SG-10-03B-25	08/24/2022	25.0	<100	<100	<20	<100	<100	**170 J**	<100	**14,000 J+**	<10	--	--	--	--	--	--	<100
SG-10-03B	SG-10-03B-35	08/24/2022	35.0	<100	<100	<20	<100	<100	**170 J**	<100	**15,000 J+**	<10	--	--	--	--	--	--	<100
SG-10-03B	SG-10-03B-45	08/24/2022	45.0	<100	<100	<20	<100	<100	**150 J**	<100	**14,000 J+**	<10	--	--	--	--	--	--	<100
SG-10-04	SG-10-04-10	08/24/2022	10.0	<100	<100	<20	<100	<100	**250**	<100	**11,000**	<10	--	--	--	--	--	--	<100
SG-10-04	SG-10-04-20	08/24/2022	20.0	**110 J+**	<100	<20	<100	<100	**450**	<100	**17,000**	<10	--	--	--	--	--	--	<100
SG-10-04	SG-10-04-40	08/24/2022	40.0	<400	<400	<80	<400	<400	**400**	<400	**23,000**	<40	--	--	--	--	--	--	<400
SG-10-05	SG-10-05-5	08/24/2022	5.0	<100	<100	<20	<100	<100	**180**	<100	**7,600**	<10	--	--	--	--	--	--	<100
SG-10-05	SG-10-05-25	08/24/2022	25.0	<100	<100	<20	<100	<100	**360**	<100	**17,000**	<10	--	--	--	--	--	--	<100
SG-10-05	SG-10-05-45	08/24/2022	45.0	<400	<400	<80	<400	<400	**460**	<400	**18,000**	<40	--	--	--	--	--	--	<400
Big Canyon Arroyo Area Soil Gas Probes																			
SG-23	SG-23-15	10/06/2022	15.0	<100 UJ	<100 UJ	<20 UJ	<100 UJ	<100 UJ	<20 UJ	<100 UJ	**470 J-**	<10 UJ	--	--	--	--	--	--	<100
SG-23	SG-23-15 REP	10/06/2022	15.0	<100	<100	<20	<100	<100	<20	<100	**520**	<10	--	--	--	--	--	--	<100
SG-24	SG-24-5	09/19/2022	5.0	<100	<100	<20	<100	<100	<20	<100	<20	<10	--	--	--	--	--	--	<100
SG-24	SG-24-15	09/19/2022	15.0	<100	<100	<20	<100	<100	<20	<100	<20	<10	--	--	--	--	--	--	<100
SG-24	SG-24-15 REP	09/19/2022	15.0	<100	<100	<20	<100	<100	<20	<100	<20	<10	--	--	--	--	--	--	<100
SG-61	SG-61-5	08/22/2022	5.0	<100 UJ	<100	<20	<100	<100 UJ	<20	<100	<20	<10	--	--	--	--	--	--	<100
SG-61	SG-61-15	08/22/2022	15.0	<100 UJ	<100	<20	**200 J+**	<100 UJ	**41 J+**	<100	**220 J+**	<10	--	--	--	--	--	--	<100
SG-62A	SG-62A-5.5	08/11/2022	5.5	<100 R	<100 R	<20 R	<100 R	<100 R	<20 R	<100 R	<20 R	<10 R	--	--	--	--	--	--	**220**
SG-62A	SG-62A-12	08/11/2022	12.0	<100 R	<100 R	<20 R	<100 R	<100 R	<20 R	<100 R	<20 R	<10 R	--	--	--	--	--	--	**360**
SG-72	SG-72-5	10/06/2022	5.0	<100	<100	<20	<100	<100	<20	<100	<20	<10	--	--	--	--	--	--	<100
SG-72	SG-72-15	10/06/2022	15.0	<100	<100	<20	<100	<100	<20	<100	**80**	<10	--	--	--	--	--	--	<100
SG-73	SG-73-5	10/07/2022	5.0	<100	<100	<20	<100	<100	<20	<100	<20	<10	--	--	--	--	--	--	<100
SG-73	SG-73-15	10/07/2022	15.0	**2,900 J+**	**350**	<20	**1,900 J+**	**1,300**	<20	<100	**1,800**	**480**	--	--	--	--	--	--	<100
SG-75A	SG-75A-9	09/19/2022	9.0	<100	<100	<20	<100	<100	<20	<100	**100**	<10	--	--	--	--	--	--	<100
SG-75B	SG-75B-5	10/13/2022	5.0	<100	<100	<20	<100	<100	<20	<100	<20	<10	--	--	--	--	--	--	<100
SG-75B	SG-75B-15	10/13/2022	15.0	<100	<100	<20	<100	<100	<20	<100	<20	<10	--	--	--	--	--	--	<100
SG-76A	SG-76A-5	09/19/2022	5.0	**490**	<100	<20	<100	<100	<20	<100	**4,400**	<10	--	--	--	--	--	--	<100
SG-76A	SG-76A-15	09/19/2022	15.0	**4,000 J-**	**400 J-**	<20 UJ	**1,300 J-**	**120 J-**	**24 J-**	<100 UJ	**27,000 J+**	<10 UJ	--	--	--	--	--	--	<100
SG-123	SG-123-5	10/07/2022	5.0	<100	<100	<20	<100	<100	**22**	<100	<20	<10	--	--	--	--	--	--	<100
SG-123	SG-123-15	10/07/2022	15.0	**380 J**	<100 UJ	<20 UJ	<100 UJ	<100 UJ	**54 J-**	<100 UJ	**4,100 J-**	<10 UJ	--	--	--	--	--	--	<100
SG-124	SG-124-5	10/07/2022	5.0	<100	<100	<20	<100	<100	<20	<100	**47**	<10	--	--	--	--	--	--	<100
SG-124	SG-124-15	10/07/2022	15.0	<100	<100	<20	<100	<100	<20	<100	**5,500**	<10	--	--	--	--	--	--	<100
SG-124	SG-124-15 REP	10/07/2022	15.0	<100	<100	<20	<100	<100	<20	<100	**6,300**	<10	--	--	--	--	--	--	<100

TABLE 8

SOIL GAS SAMPLING RESULTS
Former Ford Aeronutronic Facility
Newport Beach, California

Sampling Location	Sample ID	Date Sampled [2]	Depth of Sample (feet bgs)	Volatile Organic Compounds [1] ($\mu g/m^3$)									Leak Detection Compounds [1]						
				1,1-DCE	1,1-DCA	1,2-DCA	cis-1,2-DCE	trans-1,2-DCE	PCE	1,1,1-TCA	TCE	Vinyl Chloride	2-Propanol ($\mu g/m^3$)	Heptane ($\mu g/m^3$)	Hexane ($\mu g/m^3$)	Pentane ($\mu g/m^3$)	Helium (ppmv)	TFA ($\mu g/m^3$)	DFA ($\mu g/m^3$)
SG-134	SG-134-5	10/07/2022	5.0	<100	<100	<20	<100	<100	<20	<100	<20	<10	--	--	--	--	--	--	<100
SG-134	SG-134-15	10/07/2022	15.0	<100	<100	<20	<100	<100	<20	<100	<20	<10	--	--	--	--	--	--	<100
Big Canyon Arroyo Area SVE Monitoring Points *																			
SG-16-01	SG-16-01-5	10/06/2022	5.0	<100	<100	<20	<100	<100	<20	<100	**130**	<10	--	--	--	--	--	--	<100
SG-16-02	SG-16-02-5	10/06/2022	5.0	<100	<100	<20	<100	<100	<20	<100	**540**	<10	--	--	--	--	--	--	<100
SG-16-02	SG-16-02-5 REP	10/06/2022	5.0	<100	<100	<20	<100	<100	<20	<100	**590**	<10	--	--	--	--	--	--	<100
SG-16-03	SG-16-03-5	10/06/2022	5.0	<100	<100	<20	<100	<100	<20	<100	**51**	<10	--	--	--	--	--	--	<100
Screening Levels																			
Residential Environmental Screening Level [6]				37,000	900	55	4,200	42,000	230	500,000	240	4.8	--	--	--	--	--	--	--
Commercial Environmental Screening Level [7]				310,000	7,700	470	35,000	350,000	2,000	4,400,000	3,000	160	--	--	--	--	--	--	--

Notes
* SVE Monitoring Points are not used to evaluate indoor air.
** The multi-depth soil gas probes are used to vertically delineate soil gas and are not step-out locations from similarly named SG locations.
1. Soil gas samples were:
- collected and analyzed by H&P Mobile Geochemistry, Inc. Carlsbad, California using DoD accredited method H&P 8260SV for VOCs and leak detection compounds. H&P used 1,1-difluoroethane (DFA) or 1,1,1,2-tetrafluoroethane (TFA) as a leak detection compound.
2. A series of historically notable storms occured in California in December 2022; however, rain accumulations were less than 0.5 inch over any 24-hour period of time during the storms.
3. Analyte detections are shown in **bold**.
4. Soil Gas Probe results that exceed the residential ESLs are highlighted in yellow. Soil gas results from the SVE Monitoring Points are not compared to the ESLs.
5. Results for this sample on this date are not consistent with historical soil gas concentration trends by depth in this area. The results on this date are considered anomalous.
6. Residential ESLs published by the California Regional Water Quality Control Board, San Francisco Bay Region, Tier 1 ESLs (Rev. 3), February, 2016.
7. Commercial ESLs published by the California Regional Water Quality Control Board, San Francisco Bay Region, Tier 1 ESLs (Rev. 3), February, 2016.

Abbreviations and Data Qualifiers
-- = not applicable
< = The constituent was not detected at or above the laboratory reporting limit shown.
$\mu g/m^3$ = micrograms per meter cubed
bgs = below ground surface
CT/CAL = Caltrans
DCA = dichloroethane
DCE = dichloroethene
DFA = 1,1-difluoroethane
ESLs = Environmental Screening Levels
J = The result is an estimated quantity. The associated numerical value is the approximate concentration of the analyte in the sample.
J- = The result is an estimated quantity, but the result may be biased low.
J+ = The result is an estimated quantity, but the result may be biased high.
PCE = tetrachloroethene
ppmv = parts per million by volume
R = The data are unusable. The sample results are rejected due to serious deficiencies in meeting QC criteria. The analyte may or may not be present in the sample.
REP = replicate sample
ROW= City of Newport Beach right-of-way property
SG = soil gas
SVE = soil vapor extraction
TCA = trichloroethane
TCE = trichloroethene
TFA = 1,1,1,2-tetrafluoroethane
UJ = The analyte was analyzed for, but was not detected. The reported quantitation limit is approximate and may be inaccurate or imprecise.
U.S. EPA = U.S. Environmental Protection Agency
VOCs = volatile organic compounds

TABLE 9

PERIMETER SOIL GAS SAMPLING RESULTS
Former Ford Aeronutronic Facility
Newport Beach, California

Sampling Location	Sample ID	Date Sampled [2]	Depth of Sample (feet bgs)	Volatile Organic Compounds [1] (µg/m³)									Leak Detection Compounds [1]					
				1,1-DCE	1,1-DCA	1,2-DCA	cis-1,2-DCE	trans-1,2-DCE	PCE	1,1,1-TCA	TCE	Vinyl Chloride	Heptane (µg/m³)	Hexane (µg/m³)	Pentane (µg/m³)	Helium (ppmv)	TFA (µg/m³)	DFA (µg/m³)
Residential Area																		
PSG-01-02	PSG-01-02-5	09/06/2022	5.0	<100 UJ	<100	<20	<100	<100 UJ	<20	<100	<20	<10 UJ	--	--	--	--	--	<100
PSG-01-02	PSG-01-02-15	09/06/2022	15.0	<100 UJ	<100 UJ	<20 UJ	<100 UJ	<100 UJ	**31 J** [3]	<100 UJ	<20 UJ	<10 UJ	--	--	--	--	--	<100
PSG-01-04	PSG-01-04-5	09/06/2022	5.0	<100 UJ	<100	<20	<100	<100 UJ	<20	<100	<20	<10 UJ	--	--	--	--	--	<100
PSG-01-04	PSG-01-04-5 REP	09/06/2022	5.0	<100 UJ	<100 UJ	<20 UJ	<100 UJ	<100 UJ	<20 UJ	<100 UJ	<20 UJ	<10 UJ	--	--	--	--	--	<100
PSG-01-04	PSG-01-04-15	09/06/2022	15.0	<100 UJ	<100	<20	<100	<100 UJ	**51 J+**	<100	<20	<10 UJ	--	--	--	--	--	<100
PSG-01-06	PSG-01-06-5	09/06/2022	5.0	<100 UJ	<100 UJ	<20 UJ	<100 UJ	<100 UJ	<20 UJ	<100 UJ	<20 UJ	<10 UJ	--	--	--	--	--	<100
PSG-01-06	PSG-01-06-15	09/06/2022	15.0	<100 UJ	<100 UJ	<20 UJ	<100 UJ	<100 UJ	<20 UJ	<100 UJ	<20 UJ	<10 UJ	--	--	--	--	--	<100
PSG-01-08	PSG-01-08-5	09/06/2022	5.0	<100 UJ	<100	<20	<100	<100 UJ	**130 J+**	<100	<20	<10 UJ	--	--	--	--	--	<100
PSG-01-08	PSG-01-08-15	09/06/2022	15.0	<100 UJ	<100	<20	<100	<100 UJ	**470 J+**	<100	**450 J+**	<10 UJ	--	--	--	--	--	<100
PSG-01-10	PSG-01-10-5	09/06/2022	5.0	<100 UJ	<100 UJ	<20 UJ	<100 UJ	<100 UJ	<20 UJ	<100 UJ	<20 UJ	<10 UJ	--	--	--	--	--	<100
PSG-01-10	PSG-01-10-15	09/06/2022	15.0	<100 UJ	<100 UJ	<20 UJ	<100 UJ	<100 UJ	**420 J**	<100 UJ	**550 J**	<10 UJ	--	--	--	--	--	<100
PSG-01-12	PSG-01-12-15	09/06/2022	15.0	<100 UJ	<100 UJ	<20 UJ	<100 UJ	<100 UJ	**200 J**	<100 UJ	**140 J**	<10 UJ	--	--	--	--	--	<100
PSG-01-14	PSG-01-14-5	09/12/2022	5.0	<100	<100	<20	<100	<100	<20	<100	<20	<10	--	--	--	--	--	<100
PSG-01-14	PSG-01-14-15	09/12/2022	15.0	<100	<100	<20	<100	<100	**360**	<100	**220**	<10	--	--	--	--	--	<100
PSG-01-14	PSG-01-14-15 REP	09/12/2022	15.0	<100	<100	<20	<100	<100	**290**	<100	**170**	<10	--	--	--	--	--	<100
PSG-01-16	PSG-01-16-5	09/12/2022	5.0	<100	<100	<20	<100	<100	<20	<100	<20	<10	--	--	--	--	--	<100
PSG-01-16	PSG-01-16-15	09/12/2022	15.0	<100 R	<100 R	<20 R	<100 R	<100 R	**240 R**	<100 R	**240 R**	<10 R	--	--	--	--	--	**140**
PSG-01-18	PSG-01-18-5	09/12/2022	5.0	<100	<100	<20	<100	<100	<20	<100	<20	<10	--	--	--	--	--	<100
PSG-01-18	PSG-01-18-15	09/12/2022	15.0	<100	<100	<20	<100	<100	**140**	<100	<20	<10	--	--	--	--	--	<100
PSG-01-20	PSG-01-20-5	09/12/2022	5.0	<100	<100	<20	<100	<100	<20	<100	<20	<10	--	--	--	--	--	<100
PSG-01-20	PSG-01-20-15	09/12/2022	15.0	<100	<100	<20	<100	<100	**180**	<100	**260**	<10	--	--	--	--	--	<100
PSG-01-22	PSG-01-22-5	09/12/2022	5.0	<100 UJ	<100 UJ	<20 UJ	<100 UJ	<100 UJ	<20 UJ	<100 UJ	<20 UJ	<10 UJ	--	--	--	--	--	<100
PSG-01-22	PSG-01-22-15	09/12/2022	15.0	<100	<100	<20	<100	<100	<20	<100	<20	<10	--	--	--	--	--	<100
PSG-01-24	PSG-01-24-15	09/12/2022	15.0	<100	<100	<20	<100	<100	<20	<100	<20	<10	--	--	--	--	--	<100
PSG-01-26	PSG-01-26-5	09/14/2022	5.0	<100	<100	<20	<100	<100 UJ	<20	<100	<20	<10	--	--	--	--	--	<100
PSG-01-26	PSG-01-26-15	09/12/2022	15.0	<100	<100	<20	<100	<100	<20	<100	<20	<10	--	--	--	--	--	<100
PSG-01-28	PSG-01-28-5	09/14/2022	5.0	<100	<100	<20	<100	<100 UJ	<20	<100	<20	<10	--	--	--	--	--	<100
PSG-01-28	PSG-01-28-15	09/14/2022	15.0	<100	<100	<20	<100	<100 UJ	**50 J+**	<100	<20	<10	--	--	--	--	--	<100
PSG-01-28	PSG-01-28-15 REP	09/14/2022	15.0	<100	<100	<20	<100	<100 UJ	**46**	<100	<20	<10	--	--	--	--	--	<100
PSG-01-30	PSG-01-30-5	09/14/2022	5.0	<100	<100	<20	<100	<100 UJ	<20	<100	<20	<10	--	--	--	--	--	<100
PSG-01-32	PSG-01-32-5	09/14/2022	5.0	<100	<100	<20	<100	<100 UJ	<20	<100	<20	<10	--	--	--	--	--	<100
PSG-01-34	PSG-01-34-5	09/14/2022	5.0	<100	<100	<20	<100	<100 UJ	<20	<100	<20	<10	--	--	--	--	--	<100
PSG-01-34	PSG-01-34-15	09/14/2022	15.0	<100	<100	<20	<100	<100 UJ	<20	<100	<20	<10	--	--	--	--	--	<100
PSG-01-36	PSG-01-36-5	09/14/2022	5.0	<100	<100	<20	<100	<100 UJ	<20	<100	<20	<10	--	--	--	--	--	<100
PSG-01-36	PSG-01-36-15	09/14/2022	15.0	<100	<100	<20	<100	<100 UJ	<20	<100	<20	<10	--	--	--	--	--	<100
PSG-01-36	PSG-01-36-15 REP	09/14/2022	15.0	<100	<100	<20	<100	<100 UJ	<20	<100	<20	<10	--	--	--	--	--	<100
PSG-01-38	PSG-01-38-5	09/14/2022	5.0	<100	<100	<20	<100	<100 UJ	<20	<100	<20	<10	--	--	--	--	--	<100
PSG-01-38	PSG-01-38-15	09/14/2022	15.0	<100	<100	<20	<100	<100 UJ	<20	<100	<20	<10	--	--	--	--	--	<100
PSG-01-39	PSG-01-39-5	09/15/2022	5.0	<100	<100	<20	<100	<100 UJ	**55 J+**	<100	<20	<10	--	--	--	--	--	<100
PSG-01-39	PSG-01-39-5 REP	09/15/2022	5.0	<100	<100	<20	<100	<100 UJ	**52 J+**	<100	<20	<10	--	--	--	--	--	<100
PSG-01-39	PSG-01-39-15	09/15/2022	15.0	<100	<100	<20	<100	<100 UJ	**410 J+**	<100	**360 J+**	<10	--	--	--	--	--	<100
PSG-01-40	PSG-01-40-5	09/15/2022	5.0	<100	<100	<20	<100	<100 UJ	<20	<100	<20	<10	--	--	--	--	--	<100
PSG-01-43	PSG-01-43-13.5	09/15/2022	13.5	<100	<100	<20	<100	<100 UJ	<20	<100	**31 J+**	<10	--	--	--	--	--	<100
PSG-01-45	PSG-01-45-15	09/15/2022	15.0	<100	<100	<20	<100	<100 UJ	**38 J+**	<100	**120 J+**	<10	--	--	--	--	--	<100

TABLE 9

PERIMETER SOIL GAS SAMPLING RESULTS
Former Ford Aeronutronic Facility
Newport Beach, California

Sampling Location	Sample ID	Date Sampled [2]	Depth of Sample (feet bgs)	Volatile Organic Compounds [1] (µg/m³)									Leak Detection Compounds [1]					
				1,1-DCE	1,1-DCA	1,2-DCA	cis-1,2-DCE	trans-1,2-DCE	PCE	1,1,1-TCA	TCE	Vinyl Chloride	Heptane (µg/m³)	Hexane (µg/m³)	Pentane (µg/m³)	Helium (ppmv)	TFA (µg/m³)	DFA (µg/m³)
PSG-01-47	PSG-01-47-5	09/15/2022	5.0	<100	<100	<20	<100	<100 UJ	**25 J+**	<100	<20	<10	--	--	--	--	--	<100
PSG-01-47	PSG-01-47-15	09/15/2022	15.0	<100	<100	<20	<100	<100 UJ	**310 J+**	<100	**390 J+**	<10	--	--	--	--	--	<100
PSG-01-48	PSG-01-48-5	09/15/2022	5.0	<100	<100	<20	<100	<100 UJ	<20	<100	<20	<10	--	--	--	--	--	<100
PSG-01-50	PSG-01-50-5	09/15/2022	5.0	<100	<100	<20	<100	<100 UJ	<20	<100	<20	<10	--	--	--	--	--	<100
PSG-01-50	PSG-01-50-15	09/15/2022	15.0	<100	<100	<20	<100	<100 UJ	<20	<100	<20	<10	--	--	--	--	--	<100
PSG-01-52	PSG-01-52-5	09/16/2022	5.0	<100	<100	<20	<100	<100	<20	<100	<20	<10	--	--	--	--	--	<100
PSG-01-52	PSG-01-52-15	09/16/2022	15.0	<100	<100	<20	<100	<100	**160**	<100	**96**	<10	--	--	--	--	--	<100
PSG-01-54	PSG-01-54-5 [4]	09/16/2022	5.0	<100	<100	<20	<100	<100	**200**	<100	**22**	<10	--	--	--	--	--	<100
PSG-01-54	PSG-01-54-15	09/16/2022	15.0	<100	<100	<20	<100	<100	**200**	<100	<20	<10	--	--	--	--	--	<100
PSG-01-56	PSG-01-56-5	09/16/2022	5.0	<100	<100	<20	<100	<100	<20	<100	<20	<10	--	--	--	--	--	<100
PSG-01-56	PSG-01-56-15	09/16/2022	15.0	<100	**230 J+**	<20	**140**	<100	<20	<100	<20	**13**	--	--	--	--	--	<100
PSG-01-58	PSG-01-58-5	09/16/2022	5.0	<100	<100	<20	<100	<100	<20	<100	<20	<10	--	--	--	--	--	<100
PSG-01-60	PSG-01-60-5	09/16/2022	5.0	<100	<100	<20	<100	<100	<20	<100	<20	<10	--	--	--	--	--	<100
PSG-01-62	PSG-01-62-5	09/16/2022	5.0	<100	<100	<20	<100	<100	<20	<100	<20	<10	--	--	--	--	--	<100
PSG-01-62	PSG-01-62-15	09/16/2022	15.0	<100	<100	<20	<100	<100	<20	<100	<20	<10	--	--	--	--	--	<100
PSG-01-62	PSG-01-62-15 REP	09/16/2022	15.0	<100	<100	<20	<100	<100	<20	<100	<20	<10	--	--	--	--	--	<100
PSG-01-64	PSG-01-64-5	09/16/2022	5.0	<100 UJ	<100	<20	<100	<100 UJ	<20	<100	<20	<10	--	--	--	--	--	<100
PSG-01-64	PSG-01-64-15	09/16/2022	15.0	<100 UJ	<100	<20	<100	<100 UJ	<20	<100	<20	<10	--	--	--	--	--	<100
PSG-01-66	PSG-01-66-5 [4]	09/16/2022	5.0	**170 J**	<100	<20	<100	<100 UJ	**67 J+**	<100	**3,300 J+**	<10	--	--	--	--	--	<100
PSG-01-66	PSG-01-66-5 REP [4]	09/16/2022	5.0	**210 J**	<100	<20	<100	<100 UJ	**86 J+**	<100	**4,100 J+**	<10	--	--	--	--	--	<100
PSG-01-66	PSG-01-66-5	12/21/2022	5.0	<100	<100	<20	<100	<100 UJ	<20	<100	<20	<10	--	--	--	--	--	<100
PSG-01-66	PSG-01-66-5 REP	12/21/2022	5.0	<100	<100	<20	<100	<100 UJ	<20	<100	<20	<10	--	--	--	--	--	<100
PSG-01-78	PSG-01-78-5	09/16/2022	5.0	<100 UJ	<100	<20	<100	<100 UJ	<20	<100	**58**	<10	--	--	--	--	--	<100
PSG-01-78	PSG-01-78-13	09/16/2022	13.0	**140 J**	<100	<20	**690 J+**	**120 J**	**580 J+**	<100	**9,500 J+**	<10	--	--	--	--	--	<100
PSG-01-79	PSG-01-79-13	09/16/2022	13.0	**310 J**	<100	<20	**3,100 J+**	**590 J**	**170 J+**	<100	**5,800 J+**	**110 J+**	--	--	--	--	--	<100
PSG-01-80	PSG-01-80-13	09/16/2022	13.0	**160 J**	<100	<20	**890 J+**	**140 J**	**580 J+**	<100	**11,000 J+**	<10	--	--	--	--	--	<100
PSG-01-81	PSG-01-81-5	09/16/2022	5.0	<100 UJ	<100	<20	<100	<100 UJ	<20	<100	**28 J+**	<10	--	--	--	--	--	<100
PSG-01-81	PSG-01-81-14	09/16/2022	14.0	**340 J**	<100	<20	**840 J+**	<100 UJ	**400 J+**	<100	**10,000 J+**	**110 J+**	--	--	--	--	--	<100
PSG-01-82	PSG-01-82-14	09/16/2022	14.0	**120 J**	<100	<20	**230 J+**	<100 UJ	<20	<100	**690 J+**	**97 J+**	--	--	--	--	--	<100
PSG-01-83	PSG-01-83-13.5	09/20/2022	13.5	**430**	<100	<20	**970**	**310 J**	**94**	<100	**3,400**	**260**	--	--	--	--	--	<100
PSG-01-83	PSG-01-83-13.5 REP	09/20/2022	13.5	**370**	<100	<20	**760**	**200 J**	**81**	<100	**2,700**	**290**	--	--	--	--	--	<100
PSG-01-85	PSG-01-85-12	09/20/2022	12.0	**900**	<100	<20	**540**	<100	**1,800**	<100	**29,000**	**97**	--	--	--	--	--	<100
PSG-01-86	PSG-01-86-5	09/20/2022	5.0	<100	<100	<20	<100	<100	<20	<100	**32**	<10	--	--	--	--	--	<100
PSG-01-86	PSG-01-86-13	09/20/2022	13.0	**740**	<100	<20	**360**	<100	**530**	<100	**7,800**	**88**	--	--	--	--	--	<100
PSG-01-87	PSG-01-87-13	09/21/2022	13.0	**240**	<100	<20	<100	<100	**96**	<100	**1,200**	**52**	--	--	--	--	--	<100
PSG-01-89	PSG-01-89-12.5	09/21/2022	12.5	**240**	<100	<20	**220**	<100	**400**	<100	**8,600**	<10	--	--	--	--	<100	--
PSG-01-90	PSG-01-90-12	09/21/2022	12.0	**1,700**	<100	<20	**780**	**110**	**1,600**	<100	**38,000 J+**	**120**	--	--	--	--	--	<100
PSG-01-91	PSG-01-91-5	09/21/2022	5.0	**340**	<100	<20	**200**	<100	**320**	<100	**4,200 J**	**91**	--	--	--	--	--	<100
PSG-01-91	PSG-01-91-5 REP	09/21/2022	5.0	**350**	<100	<20	**130**	<100	**250**	<100	**3,000 J**	**76**	--	--	--	--	--	<100
PSG-01-91	PSG-01-91-12	09/21/2022	12.0	**1,900**	<100	<20	**540**	**130**	**3,300**	<100	**46,000**	**89**	--	--	--	--	--	<100
PSG-01-92	PSG-01-92-5	09/21/2022	5.0	**290**	<100	<20	**150**	<100	**250**	<100	**2,700**	**37**	--	--	--	--	--	<100
PSG-01-92	PSG-01-92-13.5	09/21/2022	13.5	**570**	<100	<20	**260**	<100	**580**	<100	**7,200**	**69**	--	--	--	--	--	<100
PSG-01-93	PSG-01-93-5	09/23/2022	5.0	**210**	<100	<20	<100	<100	**110**	<100	**1,300**	**44 J**	--	--	--	--	--	<100
PSG-01-93	PSG-01-93-5 REP	09/23/2022	5.0	**210**	<100	<20	<100	<100	**99**	<100	**1,200**	**32 J**	--	--	--	--	--	<100
PSG-01-93	PSG-01-93-13.5	09/23/2022	13.5	**310**	<100	<20	**160**	<100	**170**	<100	**2,100**	**66**	--	--	--	--	--	<100

TABLE 9

PERIMETER SOIL GAS SAMPLING RESULTS
Former Ford Aeronutronic Facility
Newport Beach, California

Sampling Location	Sample ID	Date Sampled [2]	Depth of Sample (feet bgs)	Volatile Organic Compounds [1] (µg/m³)									Leak Detection Compounds [1]					
				1,1-DCE	1,1-DCA	1,2-DCA	cis-1,2-DCE	trans-1,2-DCE	PCE	1,1,1-TCA	TCE	Vinyl Chloride	Heptane (µg/m³)	Hexane (µg/m³)	Pentane (µg/m³)	Helium (ppmv)	TFA (µg/m³)	DFA (µg/m³)
PSG-01-94	PSG-01-94-5	09/23/2022	5.0	<100	<100	<20	<100	<100	<20	<100 UJ	<20	<10	--	--	--	--	--	<100
PSG-01-94	PSG-01-94-13	09/23/2022	13.0	**900**	<100	<20	**440**	<100	**770**	<100 UJ	**10,000**	**77**	--	--	--	--	--	<100
PSG-01-94	PSG-01-94-13 REP	09/23/2022	13.0	**900**	<100	<20	**430**	<100	**660**	<100 UJ	**9,400**	**85**	--	--	--	--	--	<100
PSG-01-95	PSG-01-95-5	09/23/2022	5.0	**130**	<100	<20	**130**	<100	<20	<100	**400**	**88**	--	--	--	--	--	<100
PSG-01-96	PSG-01-96-12	09/23/2022	12.0	<100	<100	<20	**300**	<100	**71**	<100	**2,000**	**15**	--	--	--	--	--	<100
PSG-01-97	PSG-01-97-13.5	09/23/2022	13.5	<100	<100	<20	<100	<100	**270**	<100	**3,200**	<10	--	--	--	--	--	<100
PSG-01-98	PSG-01-98-13	09/23/2022	13.0	**180**	<100	<20	**760**	**100**	**190**	<100	**4,600**	**64**	--	--	--	--	--	<100
PSG-01-99	PSG-01-99-13.5	09/23/2022	13.5	**120**	<100	<20	**310**	<100	<20	<100 UJ	**510**	**140**	--	--	--	--	--	<100
PSG-01-100	PSG-01-100-13.5	09/23/2022	13.5	<100	<100	<20	<100	<100	<20	<100	<20	<10	--	--	--	--	--	<100
PSG-01-101	PSG-01-101-5	09/23/2022	5.0	<100	<100	<20	<100	<100	<20	<100	<20	<10	--	--	--	--	--	<100
PSG-01-101	PSG-01-101-13.5	09/23/2022	13.5	<100 UJ	<100 UJ	<20 UJ	<100 UJ	<100 UJ	<20	<100 UJ	<20 UJ	<10 UJ	--	--	--	--	--	<100
PSG-01-112	PSG-01-112-5	09/26/2022	5.0	<100	<100	<20	<100	<100	<20	<100	<20	<10	--	--	--	--	--	<100
PSG-10-2	PSG-10-2-5	08/15/2022	5.0	<100 UJ	<100	<20	<100	<100 UJ	<20 UJ	<100	**290 J+**	<10	--	--	--	--	--	<100
PSG-10-2	PSG-10-2-15	08/15/2022	15.0	<100 UJ	<100	<20	<100	<100 UJ	**31 J**	<100	**1,600 J+**	<10	--	--	--	--	--	<100
PSG-10-4	PSG-10-4-5	08/15/2022	5.0	<100 UJ	<100	<20	<100	<100 UJ	<20 UJ	<100	**560 J+**	<10	--	--	--	--	--	<100
PSG-10-4	PSG-10-4-15	08/15/2022	15.0	<100 UJ	<100	<20	<100	<100 UJ	**36 J**	<100	**3,300 J+**	<10	--	--	--	--	--	<100
PSG-10-6	PSG-10-6-5	08/15/2022	5.0	<100 UJ	<100	<20	<100	<100 UJ	**39 J**	<100	**1,400 J+**	<10	--	--	--	--	--	<100
PSG-10-6	PSG-10-6-15	08/15/2022	15.0	<100 UJ	<100	<20	<100	<100 UJ	**100 J**	<100	**5,000 J+**	<10	--	--	--	--	--	<100
PSG-10-6	PSG-10-6-15 REP	08/15/2022	15.0	<100 UJ	<100	<20	<100	<100 UJ	**66 J**	<100	**4,200 J+**	<10	--	--	--	--	--	<100
PSG-10-7	PSG-10-7-5	08/15/2022	5.0	<100 UJ	<100	<20	<100	<100 UJ	**23 J**	<100	**1,700 J+**	<10	--	--	--	--	--	<100
PSG-10-7	PSG-10-7-15	08/15/2022	15.0	<100 UJ	<100	<20	<100	<100 UJ	**82 J**	<100	**7,500 J+**	<10	--	--	--	--	--	<100
PSG-10-9	PSG-10-9-5	08/15/2022	5.0	<100 UJ	<100	<20	<100	<100 UJ	**26 J**	<100	**1,600 J+**	<10	--	--	--	--	--	<100
PSG-10-9	PSG-10-9-15	08/15/2022	15.0	<100 UJ	<100	<20	<100	<100 UJ	**110 J**	<100	**8,900 J+**	<10	--	--	--	--	--	<100
PSG-10-11	PSG-10-11-5	08/15/2022	5.0	<100 UJ	<100	<20	<100	<100 UJ	**37 J**	<100	**2,200 J+**	<10	--	--	--	--	--	<100
PSG-10-11	PSG-10-11-15	08/15/2022	15.0	<100 UJ	<100	<20	<100	<100 UJ	**63 J**	<100	**7,000 J+**	<10	--	--	--	--	--	<100
PSG-10-13	PSG-10-13-5	08/16/2022	5.0	<100 UJ	<100	<20	<100	<100 UJ	**34 J**	<100	**2,000 J+**	<10 UJ	--	--	--	--	--	<100
PSG-10-13	PSG-10-13-15	08/16/2022	15.0	<100 UJ	<100 UJ	<20 UJ	<100 UJ	<100 UJ	**170 J**	<100 UJ	**13,000 J+**	<10 UJ	--	--	--	--	--	<100
PSG-10-13	PSG-10-13-15 REP	08/16/2022	15.0	<100 UJ	<100 UJ	<20 UJ	<100 UJ	<100 UJ	**94 J**	<100 UJ	**9,300 J+**	<10 UJ	--	--	--	--	--	<100
PSG-10-15	PSG-10-15-5	08/16/2022	5.0	<100 UJ	<100	<20	<100	<100 UJ	**84 J**	<100	**5,000 J+**	<10 UJ	--	--	--	--	--	<100
PSG-10-15	PSG-10-15-15	08/16/2022	15.0	<100 UJ	<100	<20	<100	<100 UJ	**160 J**	<100	**13,000 J+**	<10 UJ	--	--	--	--	--	<100
PSG-10-17	PSG-10-17-5	08/16/2022	5.0	<100 UJ	<100	<20	<100	<100 UJ	**68 J**	<100	**5,000 J+**	<10 UJ	--	--	--	--	--	<100
PSG-10-17	PSG-10-17-15	08/16/2022	15.0	<100 UJ	<100	<20	<100	<100 UJ	**110 J**	<100	**11,000 J+**	<10 UJ	--	--	--	--	--	<100
PSG-10-18	PSG-10-18-5	08/16/2022	5.0	<100 UJ	<100 UJ	<20 UJ	<100 UJ	<100 UJ	**86 J**	<100 UJ	**6,000 J**	<10 UJ	--	--	--	--	--	<100
PSG-10-18	PSG-10-18-10.5	08/16/2022	10.5	<100 UJ	<100	<20	<100	<100 UJ	**100 J**	<100	**8,900 J+**	<10 UJ	--	--	--	--	--	<100
PSG-10-19	PSG-10-19-5	08/16/2022	5.0	<100 UJ	<100	<20	<100	<100 UJ	**79 J**	<100	**6,100 J+**	<10 UJ	--	--	--	--	--	<100
PSG-10-19	PSG-10-19-15	08/16/2022	15.0	<100 UJ	<100	<20	<100	<100 UJ	**160 J**	<100	**14,000 J+**	<10 UJ	--	--	--	--	--	<100
PSG-10-20	PSG-10-20-5	08/16/2022	5.0	<100 UJ	<100	<20	<100	<100 UJ	**55 J**	<100	**4,300 J+**	<10 UJ	--	--	--	--	--	<100
PSG-10-20	PSG-10-20-15	08/16/2022	15.0	<100 UJ	<100	<20	<100	<100 UJ	**150 J**	<100	**17,000 J+**	<10 UJ	--	--	--	--	--	<100
PSG-10-22	PSG-10-22-5	08/17/2022	5.0	<100 UJ	<100	<20	<100	<100 UJ	**64 J**	<100	**3,700 J+**	<10	--	--	--	--	--	<100
PSG-10-22	PSG-10-22-15	08/17/2022	15.0	<100 UJ	<100	<20	<100	<100 UJ	**150 J**	<100	**11,000 J+**	<10	--	--	--	--	--	<100
PSG-10-23	PSG-10-23-5	08/17/2022	5.0	<100 UJ	<100	<20	<100	<100 UJ	**69 J**	<100	**2,600 J+**	<10	--	--	--	--	--	<100
PSG-10-23	PSG-10-23-5 REP	08/17/2022	5.0	<100 UJ	<100	<20	<100	<100 UJ	**56 J**	<100	**2,700 J+**	<10	--	--	--	--	--	<100
PSG-10-23	PSG-10-23-15	08/17/2022	15.0	<100 UJ	<100	<20	<100	<100 UJ	**130 J**	<100	**9,400 J+**	<10	--	--	--	--	--	<100
PSG-10-24	PSG-10-24-5	08/17/2022	5.0	<100 UJ	<100	<20	<100	<100 UJ	**40 J**	<100	**2,600 J+**	<10	--	--	--	--	--	<100
PSG-10-24	PSG-10-24-9.5	08/17/2022	15.0	<100 UJ	<100	<20	<100	<100 UJ	**110 J**	<100	**6,000 J+**	<10	--	--	--	--	--	<100

TABLE 9

PERIMETER SOIL GAS SAMPLING RESULTS
Former Ford Aeronutronic Facility
Newport Beach, California

Sampling Location	Sample ID	Date Sampled [2]	Depth of Sample (feet bgs)	Volatile Organic Compounds [1] (µg/m³)									Leak Detection Compounds [1]					
				1,1-DCE	1,1-DCA	1,2-DCA	cis-1,2-DCE	trans-1,2-DCE	PCE	1,1,1-TCA	TCE	Vinyl Chloride	Heptane (µg/m³)	Hexane (µg/m³)	Pentane (µg/m³)	Helium (ppmv)	TFA (µg/m³)	DFA (µg/m³)
PSG-10-25	PSG-10-25-5	08/17/2022	5.0	<100 UJ	<100	<20	<100	<100 UJ	**64 J**	<100	**3,000 J+**	<10	--	--	--	--	--	<100
PSG-10-27	PSG-10-27-5	08/17/2022	5.0	<100 UJ	<100	<20	<100	<100 UJ	**40 J**	<100	**2,000 J+**	<10	--	--	--	--	--	<100
PSG-10-27	PSG-10-27-15	08/17/2022	15.0	<100 UJ	<100	<20	<100	<100 UJ	**93 J**	<100	**5,400 J+**	<10	--	--	--	--	--	<100
PSG-10-28	PSG-10-28-5	08/17/2022	5.0	<100 UJ	<100	<20	<100	<100 UJ	<20 UJ	<100	**130 J+**	<10	--	--	--	--	--	<100
PSG-10-28	PSG-10-28-15	08/17/2022	15.0	<100 UJ	<100	<20	<100	<100 UJ	**52 J**	<100	**3,100 J+**	<10	--	--	--	--	--	<100
PSG-10-29	PSG-10-29-5	08/17/2022	5.0	<100 UJ	<100	<20	<100	<100 UJ	**28 J**	<100	**940 J+**	<10	--	--	--	--	--	<100
PSG-10-29	PSG-10-29-15 [4]	08/17/2022	15.0	<100 UJ	<100	<20	<100	<100 UJ	**31 J**	<100	**1,500 J+**	<10	--	--	--	--	--	<100
PSG-10-29	PSG-10-29-15	12/21/2022	15.0	<100	<100	<20	<100	<100 UJ	**110**	<100	**3,400**	<10	--	--	--	--	--	<100
PSG-10-31	PSG-10-31-5	08/18/2022	5.0	<100	<100	<20	<100	<100	<20 UJ	<100	**300 J+**	<10	--	--	--	--	--	<100
PSG-10-31	PSG-10-31-15	08/18/2022	15.0	<100	<100	<20	<100	<100	**49 J**	<100	**1,600 J+**	<10	--	--	--	--	--	<100
PSG-10-32	PSG-10-32-5	08/18/2022	5.0	<100 UJ	<100 UJ	<20 UJ	<100 UJ	<100 UJ	<20 UJ	<100 UJ	**270 J**	<10 UJ	--	--	--	--	--	<100
PSG-10-32	PSG-10-32-5 REP	08/18/2022	5.0	<100	<100	<20	<100	<100	**22 J**	<100	**440 J+**	<10	--	--	--	--	--	<100
PSG-10-32	PSG-10-32-15	08/18/2022	15.0	<100	<100	<20	<100	<100	**37 J**	<100	**1,500 J+**	<10	--	--	--	--	--	<100
PSG-10-34	PSG-10-34-5	08/18/2022	5.0	<100	<100	<20	<100	<100	<20 UJ	<100	**670 J+**	<10	--	--	--	--	--	<100
PSG-10-34	PSG-10-34-15	08/18/2022	15.0	<100	<100	<20	<100	<100	**59 J**	<100	**3,800 J+**	<10	--	--	--	--	--	<100
PSG-10-36	PSG-10-36-5	08/18/2022	5.0	<100	<100	<20	<100	<100	<20 UJ	<100	**380 J+**	<10	--	--	--	--	--	<100
PSG-10-36	PSG-10-36-15	08/18/2022	15.0	<100	<100	<20	<100	<100	**40 J**	<100	**2,300 J+**	<10	--	--	--	--	--	<100
PSG-10-38	PSG-10-38-5	08/18/2022	5.0	<100	<100	<20	<100	<100	<20 UJ	<100	<20	<10	--	--	--	--	--	<100
PSG-10-38	PSG-10-38-15	08/18/2022	15.0	<100	<100	<20	<100	<100	<20 UJ	<100	**260 J+**	<10	--	--	--	--	--	<100
PSG-10-40	PSG-10-40-5	08/18/2022	5.0	<100	<100	<20	<100	<100	<20 UJ	<100	<20	<10	--	--	--	--	--	<100
PSG-10-40	PSG-10-40-15	08/18/2022	15.0	<100	<100	<20	<100	<100	<20 UJ	<100	**200 J+**	<10	--	--	--	--	--	<100
PSG-10-41	PSG-10-41-5	08/23/2022	5.0	<100 UJ	<100	<20	<100 UJ	<100 UJ	<20	<100	**63 J+**	<10 UJ	--	--	--	--	--	<100
PSG-10-41	PSG-10-41-15	08/23/2022	15.0	<100 UJ	<100	<20	<100 UJ	<100 UJ	**20 J+**	<100	**760 J+**	<10 UJ	--	--	--	--	--	<100
PSG-10-41	PSG-10-41-15 REP	08/23/2022	15.0	<100 UJ	<100 UJ	<20 UJ	<100 UJ	<100 UJ	<20	<100 UJ	**700 J+**	<10 UJ	--	--	--	--	--	<100
PSG-10-42	PSG-10-42-5	08/23/2022	5.0	<100 UJ	<100 UJ	<20 UJ	<100 UJ	<100 UJ	<20	<100 UJ	**57 J+**	<10 UJ	--	--	--	--	--	<100
PSG-10-42	PSG-10-42-15	08/23/2022	15.0	<100 UJ	<100	<20	<100 UJ	<100 UJ	<20	<100	**380 J+**	<10 UJ	--	--	--	--	--	<100
PSG-10-44	PSG-10-44-5	08/23/2022	5.0	<100 UJ	<100 UJ	<20 UJ	<100 UJ	<100 UJ	<20	<100 UJ	<20 UJ	<10 UJ	--	--	--	--	--	<100
PSG-10-44	PSG-10-44-15	08/23/2022	15.0	<100 UJ	<100	<20	<100 UJ	<100 UJ	<20	<100	**130 J+**	<10 UJ	--	--	--	--	--	<100
PSG-10-45	PSG-10-45-5	08/23/2022	5.0	<100 UJ	<100 UJ	<20 UJ	<100 UJ	<100 UJ	<20	<100 UJ	<20 UJ	<10 UJ	--	--	--	--	--	<100
PSG-10-45	PSG-10-45-15	08/23/2022	15.0	<100 UJ	<100 UJ	<20 UJ	<100 UJ	<100 UJ	<20	<100 UJ	**94 J+**	<10 UJ	--	--	--	--	--	<100
PSG-10-45	PSG-10-45-15 REP	08/23/2022	15.0	<100 UJ	<100 UJ	<20 UJ	<100 UJ	<100 UJ	<20 UJ	<100 UJ	**100 J+**	<10 UJ	--	--	--	--	--	<100
PSG-10-47	PSG-10-47-5	08/23/2022	5.0	<100 UJ	<100 UJ	<20 UJ	<100 UJ	<100 UJ	<20	<100 UJ	<20 UJ	<10 UJ	--	--	--	--	--	<100
PSG-10-47	PSG-10-47-15	08/23/2022	15.0	<100 UJ	<100 UJ	<20 UJ	<100 UJ	<100 UJ	**40 J+**	<100 UJ	<20 UJ	<10 UJ	--	--	--	--	--	<100
PSG-10-49	PSG-10-49-5	08/23/2022	5.0	<100 UJ	<100 UJ	<20 UJ	<100 UJ	<100 UJ	<20	<100 UJ	<20 UJ	<10 UJ	--	--	--	--	--	<100
PSG-10-49	PSG-10-49-15	08/23/2022	15.0	<100 UJ	<100 UJ	<20 UJ	<100 UJ	<100 UJ	<20	<100 UJ	<20 UJ	<10 UJ	--	--	--	--	--	<100
PSG-10-51	PSG-10-51-5	08/23/2022	5.0	<100 UJ	<100 UJ	<20 UJ	<100 UJ	<100 UJ	<20 UJ	<100 UJ	<20 UJ	<10 UJ	--	--	--	--	--	<100
PSG-10-51	PSG-10-51-15	08/23/2022	15.0	<100 UJ	<100 UJ	<20 UJ	<100 UJ	<100 UJ	<20	<100 UJ	**30 J+**	<10 UJ	--	--	--	--	--	<100
PSG-10-52	PSG-10-52-5	08/24/2022	5.0	<100	<100	<20	<100	<100	<20 UJ	<100	<20	<10	--	--	--	--	--	<100
PSG-10-52	PSG-10-52-15	08/24/2022	15.0	<100	<100	<20	<100	<100	<20 UJ	<100	**71 J+**	<10	--	--	--	--	--	<100
PSG-10-54	PSG-10-54-5	08/24/2022	5.0	<100	<100	<20	<100	<100	<20 UJ	<100	<20	<10	--	--	--	--	--	<100
PSG-10-54	PSG-10-54-15	08/24/2022	15.0	<100	<100	<20	<100	<100	<20 UJ	<100	<20	<10	--	--	--	--	--	<100
PSG-10-54	PSG-10-54-15 REP	08/24/2022	15.0	<100	<100	<20	<100	<100	<20 UJ	<100	<20	<10	--	--	--	--	--	<100
PSG-11-1	PSG-11-1-14.5	08/25/2022	14.5	**230 J+**	<100	<20	<100	<100	**360**	<100	**310**	<10	--	--	--	--	--	<100
PSG-11-2	PSG-11-2-15	08/25/2022	15.0	<100	<100	<20	<100	<100	**21**	<100	<20	<10	--	--	--	--	--	<100
PSG-11-3	PSG-11-3-5	08/25/2022	5.0	<100	<100	<20	<100	<100	<20	<100	<20	<10	--	--	--	--	--	<100

TABLE 9

PERIMETER SOIL GAS SAMPLING RESULTS
Former Ford Aeronutronic Facility
Newport Beach, California

Sampling Location	Sample ID	Date Sampled [2]	Depth of Sample (feet bgs)	Volatile Organic Compounds [1] (µg/m³)									Leak Detection Compounds [1]					
				1,1-DCE	1,1-DCA	1,2-DCA	cis-1,2-DCE	trans-1,2-DCE	PCE	1,1,1-TCA	TCE	Vinyl Chloride	Heptane (µg/m³)	Hexane (µg/m³)	Pentane (µg/m³)	Helium (ppmv)	TFA (µg/m³)	DFA (µg/m³)
PSG-11-3	PSG-11-3-15	08/25/2022	15.0	<100	<100	<20	<100	<100	<20	<100	**31**	<10	--	--	--	--	--	<100
PSG-11-4	PSG-11-4-5	08/25/2022	5.0	<100	<100	<20	<100	<100	<20	<100	<20	<10	--	--	--	--	--	<100
PSG-11-4	PSG-11-4-15	08/25/2022	15.0	<100	<100	<20	<100	<100	<20	<100	<20	<10	--	--	--	--	--	<100
PSG-11-5	PSG-11-5-5	08/25/2022	5.0	<100	<100	<20	<100	<100	<20	<100	<20	<10	--	--	--	--	--	<100
PSG-11-6	PSG-11-6-5	08/25/2022	5.0	<100	<100	<20	<100	<100	<20	<100	<20	<10	--	--	--	--	--	<100
PSG-11-7	PSG-11-7-5	08/25/2022	5.0	<100	<100	<20	<100	<100	<20	<100	<20	<10	--	--	--	--	--	<100
PSG-11-9	PSG-11-9-5	08/25/2022	5.0	<100	<100	<20	<100	<100	<20	<100	<20	<10	--	--	--	--	--	<100
PSG-11-9	PSG-11-9-15	08/25/2022	15.0	<100	<100	<20	<100	<100	<20	<100	<20	<10	--	--	--	--	--	<100
PSG-11-9	PSG-11-9-15 REP	08/25/2022	15.0	<100	<100	<20	<100	<100	<20	<100	<20	<10	--	--	--	--	--	<100
PSG-11-12	PSG-11-12-5	08/26/2022	5.0	<100	<100	<20	<100	<100	<20	<100	<20	<10	--	--	--	--	--	<100
PSG-11-12	PSG-11-12-15	08/26/2022	15.0	<100	<100	<20	<100	<100	<20	<100	<20	<10	--	--	--	--	--	<100
PSG-11-13	PSG-11-13-5	08/26/2022	5.0	<100	<100	<20	<100	<100	**30**	<100	<20	<10	--	--	--	--	--	<100
PSG-11-13	PSG-11-13-15	08/26/2022	15.0	<100	<100	<20	<100	<100	**23**	<100	<20	<10	--	--	--	--	--	<100
PSG-11-14	PSG-11-14-5	08/26/2022	5.0	<100	<100	<20	<100	<100	**50**	<100	<20	<10	--	--	--	--	--	<100
PSG-11-14	PSG-11-14-15	08/26/2022	15.0	<100	<100	<20	<100	<100	**46**	<100	<20	<10	--	--	--	--	--	<100
PSG-11-15	PSG-11-15-5	08/26/2022	5.0	<100	<100	<20	<100	<100	**84**	<100	<20	<10	--	--	--	--	--	<100
PSG-11-15	PSG-11-15-15	08/26/2022	15.0	<100	<100	<20	<100	<100	**78**	<100	**35**	<10	--	--	--	--	--	<100
PSG-11-15	PSG-11-15-15 REP	08/26/2022	15.0	<100	<100	<20	<100	<100	**73**	<100	**34**	<10	--	--	--	--	--	<100
PSG-11-16	PSG-11-16-5	08/26/2022	5.0	<100	<100	<20	<100	<100	**93**	<100	**65**	<10	--	--	--	--	--	<100
PSG-11-16	PSG-11-16-15	08/26/2022	15.0	<100	<100	<20	<100	<100	**100**	<100	**110**	<10	--	--	--	--	--	<100
PSG-11-17	PSG-11-17-5	08/26/2022	5.0	<100	<100	<20	<100	<100	**90**	<100	<20	<10	--	--	--	--	--	<100
PSG-11-17	PSG-11-17-15	08/26/2022	15.0	<100	<100	<20	<100	<100	**200**	<100	**710**	<10	--	--	--	--	--	<100
PSG-11-18	PSG-11-18-5	08/26/2022	5.0	<100	<100	<20	<100	<100	**110**	<100	**1,200**	<10	--	--	--	--	--	<100
PSG-11-18	PSG-11-18-15	08/26/2022	15.0	<100	<100	<20	<100	<100	**120**	<100	**2,100**	<10	--	--	--	--	--	<100
PSG-11-19	PSG-11-19-5	08/29/2022	5.0	<100	<100	<20	<100	<100	**150**	<100	**3,800**	<10	--	--	--	--	--	<100
PSG-11-19	PSG-11-19-15	08/29/2022	15.0	<100	<100	<20	<100	<100	**170**	<100	**6,700**	<10	--	--	--	--	--	<100
PSG-11-19	PSG-11-19-15 REP	08/29/2022	15.0	<100	<100	<20	<100	<100	**140**	<100	**5,500**	<10	--	--	--	--	--	<100
PSG-11-20	PSG-11-20-5	08/29/2022	5.0	<100	<100	<20	<100	<100	**100**	<100	**3,100**	<10	--	--	--	--	--	<100
PSG-11-20	PSG-11-20-15	08/29/2022	15.0	**140 J+**	<100	<20	<100	<100	**190**	<100	**8,500**	<10	--	--	--	--	--	<100
PSG-11-21	PSG-11-21-5	08/29/2022	5.0	**120 J+**	<100	<20	<100	<100	**220**	<100	**6,900**	<10	--	--	--	--	--	<100
PSG-11-21	PSG-11-21-15	08/29/2022	15.0	**560 J+**	<100	<20	<100	<100	**360**	<100	**18,000**	<10	--	--	--	--	--	<100
PSG-11-22	PSG-11-22-5	08/29/2022	5.0	**470 J+**	<100	<20	<100	<100	**300**	<100	**7,300**	<10	--	--	--	--	--	<100
PSG-11-22	PSG-11-22-15	08/29/2022	15.0	**1,200 J+**	<100	<20	<100	<100	**420**	<100	**14,000**	<10	--	--	--	--	--	<100
PSG-11-23	PSG-11-23-5	08/29/2022	5.0	**500 J+**	<100	<20	<100	<100	**190**	<100	**3,700**	<10	--	--	--	--	--	<100
PSG-11-23	PSG-11-23-15	08/29/2022	15.0	**600 J+**	<100	<20	<100	<100	**130**	<100	**3,200**	<10	--	--	--	--	--	<100
PSG-11-24	PSG-11-24-5	08/29/2022	5.0	**240 J+**	<100	<20	<100	<100	**240**	<100	**3,600**	<10	--	--	--	--	--	<100
PSG-11-24	PSG-11-24-15	08/29/2022	15.0	**990 J+**	<100	<20	<100	<100	**310**	<100	**7,000**	<10	--	--	--	--	--	<100
PSG-11-26	PSG-11-26-5	08/30/2022	5.0	<100	<100	<20	<100	<100	<20	<100	<20	<10	--	--	--	--	--	<100
PSG-11-26	PSG-11-26-5 REP	08/30/2022	5.0	<100	<100	<20	<100	<100	<20	<100	<20	<10	--	--	--	--	--	<100
PSG-11-26	PSG-11-26-15	08/30/2022	15.0	**170 J+**	<100	<20	<100	<100	**420**	<100	**3,000**	<10	--	--	--	--	--	<100
PSG-11-27	PSG-11-27-5	08/30/2022	5.0	**330 J+**	<100	<20	<100	<100	**380**	<100	**2,500**	<10	--	--	--	--	--	<100
PSG-11-27	PSG-11-27-15	08/30/2022	15.0	**650 J+**	<100	<20	<100	<100	**310**	<100	**3,400**	<10	--	--	--	--	--	<100
PSG-11-28	PSG-11-28-5	08/30/2022	5.0	<100	<100	<20	<100	<100	**210**	<100	**490**	<10	--	--	--	--	--	<100
PSG-11-28	PSG-11-28-15	08/30/2022	15.0	**350 J+**	<100	<20	<100	<100	**250**	<100	**1,400**	<10	--	--	--	--	--	<100
PSG-11-29	PSG-11-29-5	08/30/2022	5.0	<100	<100	<20	<100	<100	**210**	<100	**140**	<10	--	--	--	--	--	<100

TABLE 9

PERIMETER SOIL GAS SAMPLING RESULTS
Former Ford Aeronutronic Facility
Newport Beach, California

Sampling Location	Sample ID	Date Sampled [2]	Depth of Sample (feet bgs)	Volatile Organic Compounds [1] ($\mu g/m^3$)									Leak Detection Compounds [1]					
				1,1-DCE	1,1-DCA	1,2-DCA	cis-1,2-DCE	trans-1,2-DCE	PCE	1,1,1-TCA	TCE	Vinyl Chloride	Heptane ($\mu g/m^3$)	Hexane ($\mu g/m^3$)	Pentane ($\mu g/m^3$)	Helium (ppmv)	TFA ($\mu g/m^3$)	DFA ($\mu g/m^3$)
PSG-11-29	PSG-11-29-15	08/30/2022	15.0	<100	<100	<20	<100	<100	**250**	<100	**310**	<10	--	--	--	--	--	<100
PSG-11-30	PSG-11-30-5	08/30/2022	5.0	<100	<100	<20	<100	<100	**2,700**	<100	**89**	<10	--	--	--	--	--	<100
PSG-11-30	PSG-11-30-15	08/30/2022	15.0	<100	<100	<20	<100	<100	**1,000**	<100	**170**	<10	--	--	--	--	--	<100
13.128-PSG-S	13.128-PSG-S-120122	12/01/2022	5.0	**1,500**	**10**	**22**	**22**	**2.9**	**410**	<2.7	**3,500**	<1.3	--	--	--	<250	--	--
13.128-PSG-W	13.128-PSG-W-120122	12/01/2022	5.0	**15**	<2.0	<2.0	**6.4**	<2.0	**21**	<2.7	**190**	<1.3	--	--	--	<250	--	--
PSG-16-02	PSG-16-02-5	10/06/2022	5.0	<100	<100	<20	<100	<100	<20	<100	<20	<10	--	--	--	--	--	<100
PSG-16-04	PSG-16-04-5	10/06/2022	5.0	<100	<100	<20	<100	<100	<20	<100	<20	<10	--	--	--	--	--	<100
PSG-16-06	PSG-16-06-5.5	10/06/2022	5.5	<100 R	<100 R	<20 R	<100 R	<100 R	<20 R	<100 R	**270 R**	<10 R	--	--	--	--	--	**200**
PSG-16-07	PSG-16-07-5	10/06/2022	5.0	<100	<100	<20	<100	<100	<20	<100	<20	<10	--	--	--	--	--	<100
PSG-16-07	PSG-16-07-15	10/06/2022	15.0	**350 J+**	<100	<20	<100	<100	<20	<100	<20	**84**	--	--	--	--	--	<100
PSG-16-10	PSG-16-10-5	10/06/2022	5.0	<100	<100	<20	<100	<100	<20	<100	<20	<10	--	--	--	--	--	<100
PSG-16-10	PSG-16-10-15	10/06/2022	15.0	**180 J+**	<100	<20	<100	<100	<20	<100	<20	**96**	--	--	--	--	--	<100
PSG-16-11	PSG-16-11-5	10/06/2022	5.0	<100 UJ	<100 UJ	<20 UJ	<100 UJ	<100 UJ	<20 UJ	<100 UJ	<20 UJ	<10 UJ	--	--	--	--	--	<100
PSG-16-11	PSG-16-11-15	10/06/2022	15.0	<100	<100	<20	<100	<100	<20	<100	<20	<10	--	--	--	--	--	<100

Notes
1. Perimeter soil gas samples were:
- collected and analyzed by H&P Mobile Geochemistry, Inc. Carlsbad, California using DoD accredited method H&P 8260SV for VOCs and leak detection compounds. H&P used 1,1-difluoroethane (DFA) or 1,1,1,2-tetrafluoroethane (TFA) as a leak detection compound.
2. A series of historically notable storms occured in California in December 2022; however, rain accumulations were less than 0.5 inch over any 24-hour period of time during the storms.
3. Analyte detections are shown in **bold**.
4. Results for this sample on this date are not consistent with historical soil gas concentration trends by depth in this area. The results on this date are considered anomalous.

Abbreviations and Data Qualifiers
-- = not applicable
< = The constituent was not detected at or above the laboratory reporting limit shown.
$\mu g/m^3$ = micrograms per meter cubed
bgs = below ground surface
DCA = dichloroethane
DCE = dichloroethene
DFA = 1,1-difluoroethane
J = The result is an estimated quantity. The associated numerical value is the approximate concentration of the analyte in the sample.
J+ = The result is an estimated quantity, but the result may be biased high.
PCE = tetrachloroethene
ppmv = parts per million by volume
PSG = perimeter soil gas
R = The data are unusable. The sample results are rejected due to serious deficiencies in meeting QC criteria. The analyte may or may not be present in the sample.
REP = replicate sample
SVE = soil vapor extraction
TCA = trichloroethane
TCE = trichloroethene
TFA = 1,1,1,2-tetrafluoroethane
UJ = The analyte was analyzed for, but was not detected. The reported quantitation limit is approximate and may be inaccurate or imprecise.
U.S. EPA = U.S. Environmental Protection Agency
VOCs = volatile organic compounds

TABLE 10

RESIDENTIAL INDOOR AIR AND SOIL GAS SAMPLING RESULTS
Former Ford Aeronutronic Facility
Newport Beach, California

Building ID	Sample ID	Date [2]	Location Description	Volatile Organic Compounds [1] (µg/m³)									Leak Detection Compounds [1]					
				1,1-DCE	1,1-DCA	1,2-DCA	cis-1,2-DCE	trans-1,2-DCE	PCE	1,1,1-TCA	TCE	Vinyl Chloride	Helium (ppmv)	Heptane (µg/m³)	Hexane (µg/m³)	Pentane (µg/m³)	TFA (µg/m³)	DFA (µg/m³)
1.018	1.018-AA-091422	09/14/2022	RESAMPLE Outdoor air	<0.099	<0.10	<0.10	<0.20	<0.099	<0.17	<0.14	<0.13	<0.13	--	--	--	--	--	--
1.018	1.018-01-091422	09/14/2022	RESAMPLE Living room air (2nd Floor)	<0.099	<0.10	<0.10	<0.20	<0.099	<0.17	<0.14	<0.13	<0.13	--	--	--	--	--	--
1.018	1.018-02-091422	09/14/2022	RESAMPLE Bathroom air (2nd Floor)	<0.099	<0.10	<0.10	<0.20	<0.099	<0.17	<0.14	**0.18** [3]	<0.13	--	--	--	--	--	--
1.018	1.018-03-091422	09/14/2022	RESAMPLE Bedroom (master) air (2nd Floor)	<0.099	<0.10	<0.10	<0.20	<0.099	<0.17	<0.14	<0.13	<0.13	--	--	--	--	--	--
1.018	PSG-01-20-5 [4]	09/12/2022	Perimeter soil gas-01-20 air	<100	<100	<20	<100	<100	<20	<100	<20	<10	--	--	--	--	--	<100
1.018	PSG-01-20-15 [4]	09/12/2022	Perimeter soil gas-01-20 air	<100	<100	<20	<100	<100	**180**	<100	**260**	<10	--	--	--	--	--	<100
1.018	PSG-01-22-5 [4]	09/12/2022	Perimeter soil gas-01-22 air	<100 UJ	<100 UJ	<20 UJ	<100 UJ	<100 UJ	<20 UJ	<100 UJ	<20 UJ	<10 UJ	--	--	--	--	--	<100
1.018	PSG-01-22-15 [4]	09/12/2022	Perimeter soil gas-01-22 air	<100	<100	<20	<100	<100	<20	<100	<20	<10	--	--	--	--	--	<100
1.018	PSG-01-24-15 [4]	09/12/2022	Perimeter soil gas-01-24 air	<100	<100	<20	<100	<100	<20	<100	<20	<10	--	--	--	--	--	<100
1.023	1.023-AA-090222	09/02/2022	Outdoor air	<0.099	<0.10	<0.10	<0.20	<0.099	<0.17	<0.14	<0.13	<0.13	--	--	--	--	--	--
1.023	1.023-01-090222	09/02/2022	Living room air (1st Floor)	<0.099	<0.10	**0.55**	<0.20	<0.099	**0.28**	<0.14	<0.13	<0.13	--	--	--	--	--	--
1.023	1.023-11-090222	09/02/2022	Living room air (1st Floor) (Replicate)	<0.099	<0.10	**0.57**	<0.20	<0.099	<0.17	<0.14	<0.13	<0.13	--	--	--	--	--	--
1.023	1.023-02-090222	09/02/2022	Bathroom air (1st Floor)	<0.099	<0.10	**0.43**	<0.20	<0.099	<0.17	<0.14	<0.13	<0.13	--	--	--	--	--	--
1.023	1.023-03-090222	09/02/2022	Bedroom (master) air (1st Floor)	<0.099	<0.10	**0.49**	<0.20	<0.099	<0.17	<0.14	<0.13	<0.13	--	--	--	--	--	--
1.023	PSG-01-14-5 [4]	09/12/2022	Perimeter soil gas-01-14	<100	<100	<20	<100	<100	<20	<100	<20	<10	--	--	--	--	--	<100
1.023	PSG-01-14-15 [4]	09/12/2022	Perimeter soil gas-01-14	<100	<100	<20	<100	<100	**360**	<100	**220**	<10	--	--	--	--	--	<100
1.023	PSG-01-14-15 REP [4]	09/12/2022	Perimeter soil gas-01-14 (Replicate)	<100	<100	<20	<100	<100	**290**	<100	**170**	<10	--	--	--	--	--	<100
1.023	PSG-01-16-5 [4]	09/12/2022	Perimeter soil gas-01-16	<100	<100	<20	<100	<100	<20	<100	<20	<10	--	--	--	--	--	<100
1.023	PSG-01-16-15 [4]	09/12/2022	Perimeter soil gas-01-16	<100 R	<100 R	<20 R	<100 R	<100 R	**240 R**	<100 R	**240 R**	<10 R	--	--	--	--	--	**140**
1.023	PSG-01-18-5 [4]	09/12/2022	Perimeter soil gas-01-18	<100	<100	<20	<100	<100	<20	<100	<20	<10	--	--	--	--	--	<100
1.023	PSG-01-18-15 [4]	09/12/2022	Perimeter soil gas-01-18	<100	<100	<20	<100	<100	**140**	<100	<20	<10	--	--	--	--	--	<100
1.067	1.067-AA-120722	12/07/2022	RESAMPLE Outdoor air	<0.099	<0.10	<0.10	<0.20	<0.099	<0.17	<0.14	<0.13	<0.13	--	--	--	--	--	--
1.067	1.067-01-120722	12/07/2022	RESAMPLE Living room air (1st Floor)	<0.099	<0.10	**0.55**	<0.20	<0.099	<0.17	<0.14	<0.13	<0.13	--	--	--	--	--	--
1.067	1.067-02-120722	12/07/2022	RESAMPLE Bathroom air (1st Floor)	<0.099	<0.10	**0.58**	<0.20	<0.099	<0.17	<0.14	**0.23**	<0.13	--	--	--	--	--	--
1.067	1.067-03-120722	12/07/2022	RESAMPLE Bedroom (master) air (1st Floor)	<0.099	<0.10	**0.57**	<0.20	<0.099	<0.17	<0.14	<0.13	<0.13	--	--	--	--	--	--
1.073	1.073-AA-092322	09/23/2022	Outdoor air	<0.099	<0.10	**0.12**	<0.20	<0.099	**0.21**	<0.14	<0.13	<0.13	--	--	--	--	--	--
1.073	1.073-01-092322	09/23/2022	Living room air (1st Floor)	<0.099	<0.10	**1.5**	<0.20	<0.099	**4.2** [5]	<0.14	<0.13	<0.13	--	--	--	--	--	--
1.073	1.073-02-092322	09/23/2022	Bathroom air (1st Floor)	<0.099	<0.10	**0.58**	<0.20	<0.099	**4.5**	<0.14	<0.13	<0.13	--	--	--	--	--	--
1.073	1.073-03-092322	09/23/2022	Bedroom (master) air (1st Floor)	<0.099	<0.10	**0.42**	<0.20	<0.099	**57**	<0.14	<0.13	<0.13	--	--	--	--	--	--
1.073	PSG-01-32-5 [4]	09/14/2022	Perimeter soil gas-01-32 air	<100	<100	<20	<100	<100 UJ	<20	<100	<20	<10	--	--	--	--	--	<100
1.073	PSG-01-34-5 [4]	09/14/2022	Perimeter soil gas-01-34 air	<100	<100	<20	<100	<100 UJ	<20	<100	<20	<10	--	--	--	--	--	<100
1.073	PSG-01-34-15 [4]	09/14/2022	Perimeter soil gas-01-34 air	<100	<100	<20	<100	<100 UJ	<20	<100	<20	<10	--	--	--	--	--	<100
1.073	PSG-01-36-5 [4]	09/14/2022	Perimeter soil gas-01-36 air	<100	<100	<20	<100	<100 UJ	<20	<100	<20	<10	--	--	--	--	--	<100
1.073	PSG-01-36-15 [4]	09/14/2022	Perimeter soil gas-01-36 air	<100	<100	<20	<100	<100 UJ	<20	<100	<20	<10	--	--	--	--	--	<100
1.073	PSG-01-36-15 REP [4]	09/14/2022	Perimeter soil gas-01-36 air (Replicate)	<100	<100	<20	<100	<100 UJ	<20	<100	<20	<10	--	--	--	--	--	<100
1.073	PSG-01-38-5 [4]	09/14/2022	Perimeter soil gas-01-38 air	<100	<100	<20	<100	<100 UJ	<20	<100	<20	<10	--	--	--	--	--	<100
1.073	PSG-01-38-15 [4]	09/14/2022	Perimeter soil gas-01-38 air	<100	<100	<20	<100	<100 UJ	<20	<100	<20	<10	--	--	--	--	--	<100
1.121	1.121-AA-120222	12/02/2022	RESAMPLE Outdoor air	<0.099	<0.10	**0.10**	<0.20	<0.099	**2.4 J-**	<0.14	<0.13	<0.13	--	--	--	--	--	--
1.121	1.121-01-120222	12/02/2022	RESAMPLE Living room air (1st Floor)	<0.099	<0.10	**0.72**	<0.20	<0.099	<0.17	<0.14	<0.13	<0.13	--	--	--	--	--	--
1.121	1.121-11-120222	12/02/2022	RESAMPLE Living room air (1st Floor) (Replicate)	<0.099 UJ	<0.10 UJ	**0.72 J**	<0.20 UJ	<0.099 UJ	<0.17 UJ	<0.14 UJ	<0.13 UJ	<0.13 UJ	--	--	--	--	--	--
1.121	1.121-02-120222	12/02/2022	RESAMPLE Bathroom air (1st Floor)	<0.099	<0.10	**1.5**	<0.20	<0.099	<0.17	<0.14	<0.13	<0.13	--	--	--	--	--	--
1.121	1.121-03-120222	12/02/2022	RESAMPLE Bedroom air (1st Floor)	<0.099	<0.10	**1.3**	<0.20	<0.099	**0.27**	<0.14	**0.35**	<0.13	--	--	--	--	--	--
1.148	1.148-AA-071322	07/13/2022	Outdoor air	<0.099	<0.10	<0.10	<0.20	<0.099	<0.17	<0.14	<0.13	<0.13	--	--	--	--	--	--
1.148	1.148-01-071322	07/13/2022	Dining room air (1st Floor)	<0.099	<0.10	**0.54**	<0.20	<0.099	**0.24**	<0.14	<0.13 UJ	<0.13	--	--	--	--	--	--
1.148	1.148-11-071322	07/13/2022	Dining room air (1st Floor) (Replicate)	<0.099	<0.10	**0.52**	<0.20	<0.099	**0.30**	<0.14	**0.30 J**	<0.13	--	--	--	--	--	--
1.148	1.148-02-071322	07/13/2022	Bathroom air (1st Floor)	<0.099	<0.10	**0.54**	<0.20	<0.099	**0.30**	<0.14	**0.82**	<0.13	--	--	--	--	--	--
1.148	1.148-03-071322	07/13/2022	Bedroom (master) air (1st Floor)	<0.099	<0.10	**1.0**	<0.20	<0.099	**0.32**	<0.14	**0.16**	<0.13	--	--	--	--	--	--
1.148	PSG-01-90-12 [4]	05/12/2022	Perimeter soil gas-01-90	**1,850**	**28**	**113**	**711**	**159**	**2,160**	<4.0	**38,100 J**	**179 J**	--	<40	<40	<40	--	--
1.148	PSG-01-91-12 [4]	05/12/2022	Perimeter soil gas-01-91	**2,230**	**35**	**166**	**518**	**192**	**4,510**	<4.0	**45,600 J**	**136 J**	--	<40	<40	<40	--	--
1.148	PSG-01-92-5 [4]	05/12/2022	Perimeter soil gas-01-92	**416**	**5.0**	<4.0	**171**	**35**	**548**	<4.0	**4,400 J**	**79 J**	--	<40	<40	<40	--	--
1.148	PSG-01-92-13.5 [4]	05/12/2022	Perimeter soil gas-01-92	**539**	**7.0**	**24**	**228**	**45**	**794**	<4.0	**6,730 J**	**99 J**	--	<40	<40	<40	--	--
1.148	PSG-01-93-13.5 [4]	05/11/2022	Perimeter soil gas-01-93	**275**	<4.0	<4.0	**129**	**27**	**195**	<4.0	**1,990 J**	**80 J**	--	<40	<40	<40	--	--
1.148	PSG-01-93-13.5 REP [4]	05/11/2022	Perimeter soil gas-01-93 (Replicate)	**262**	<4.0	<4.0	**122**	**26**	**180**	<4.0	**1,890 J**	**72 J**	--	<40	<40	<40	--	--
1.148	PSG-01-94-13 [4]	05/12/2022	Perimeter soil gas-01-94	**891**	**9.0**	**33**	**357**	**75**	**860**	<4.0	**9,090 J**	**142 J**	--	<40	<40	<40	--	--
1.148	PSG-01-94-13 REP [4]	05/12/2022	Perimeter soil gas-01-94 (Replicate)	**860**	**9.0**	**33**	**340**	**70**	**841**	<4.0	**8,720 J**	**133 J**	--	<40	<40	<40	--	--
1.148	PSG-01-95-11.5 [4]	05/11/2022	Perimeter soil gas-01-95	**38**	<4.0	<4.0	**26**	<4.0	**40**	<4.0	**218 J**	**59 J**	--	<40	<40	<40	--	--

TABLE 10

RESIDENTIAL INDOOR AIR AND SOIL GAS SAMPLING RESULTS
Former Ford Aeronutronic Facility
Newport Beach, California

Building ID	Sample ID	Date [2]	Location Description	Volatile Organic Compounds [1] (µg/m³)									Leak Detection Compounds [1]					
				1,1-DCE	1,1-DCA	1,2-DCA	cis-1,2-DCE	trans-1,2-DCE	PCE	1,1,1-TCA	TCE	Vinyl Chloride	Helium (ppmv)	Heptane (µg/m³)	Hexane (µg/m³)	Pentane (µg/m³)	TFA (µg/m³)	DFA (µg/m³)
1.148	1.148-AA-081922	08/19/2022	RESAMPLE Outdoor air	<0.099	<0.10	<0.10	<0.20	<0.099	<0.17	<0.14	<0.13	<0.13	--	--	--	--	--	--
1.148	1.148-01-081922	08/19/2022	RESAMPLE Dining room air (1st Floor)	<0.099	<0.10	**0.76**	<0.20	<0.099	**0.42**	<0.14	<0.13	<0.13	--	--	--	--	--	--
1.148	1.148-11-081922	08/19/2022	RESAMPLE Dining room air (1st Floor) (Replicate)	<0.099	<0.10	**0.81**	<0.20	<0.099	**0.41**	<0.14	<0.13	<0.13	--	--	--	--	--	--
1.148	1.148-02-081922	08/19/2022	RESAMPLE Bathroom air (1st Floor)	<0.099	<0.10	**0.75**	<0.20	<0.099	**0.38**	<0.14	**0.13**	<0.13	--	--	--	--	--	--
1.148	1.148-03-081922	08/19/2022	RESAMPLE Bedroom (master) air (1st Floor)	<0.099	<0.10	**0.81**	<0.20	<0.099	**0.49**	<0.14	**3.4**	<0.13	--	--	--	--	--	--
1.148	1.148-AA-092822	09/28/2022	RESAMPLE Outdoor air	<0.099	<0.10	<0.10	<0.20	<0.099	<0.17	<0.14	<0.13	<0.13	--	--	--	--	--	--
1.148	1.148-01-092822	09/28/2022	RESAMPLE Dining room air (1st Floor)	<0.099	<0.10	**0.69**	<0.20	<0.099	**0.29**	<0.14	**0.40 J**	<0.13	--	--	--	--	--	--
1.148	1.148-11-092822	09/28/2022	RESAMPLE Dining room air (1st Floor) (Replicate)	<0.099	<0.10	**0.69**	<0.20	<0.099	**0.30**	<0.14	<0.13 UJ	<0.13	--	--	--	--	--	--
1.148	1.148-02-092822	09/28/2022	RESAMPLE Bathroom air (1st Floor)	<0.099	<0.10	**0.71**	<0.20	<0.099	**0.32**	<0.14	**4.7**	<0.13	--	--	--	--	--	--
1.148	1.148-03-092822	09/28/2022	RESAMPLE Bedroom (master) air (1st Floor)	<0.099	<0.10	<0.10	<0.20	<0.099	<0.17	<0.14	<0.13	<0.13	--	--	--	--	--	--
1.148	PSG-01-90-12 [4]	09/21/2022	Perimeter soil gas-01-90	**1,700**	<100	<20	**780**	**110**	**1,600**	<100	**38,000 J+**	**120**	--	--	--	--	--	<100
1.148	PSG-01-91-5 [4]	09/21/2022	Perimeter soil gas-01-91	**340**	<100	<20	**200**	<100	**320**	<100	**4,200 J**	**91**	--	--	--	--	--	<100
1.148	PSG-01-91-5 REP [4]	09/21/2022	Perimeter soil gas-01-91 (Replicate)	**350**	<100	<20	**130**	<100	**250**	<100	**3,000 J**	**76**	--	--	--	--	--	<100
1.148	PSG-01-91-12 [4]	09/21/2022	Perimeter soil gas-01-91	**1,900**	<100	<20	**540**	**130**	**3,300**	<100	**46,000**	**89**	--	--	--	--	--	<100
1.148	PSG-01-92-5 [4]	09/21/2022	Perimeter soil gas-01-92	**290**	<100	<20	**150**	<100	**250**	<100	**2,700**	**37**	--	--	--	--	--	<100
1.148	PSG-01-92-13.5 [4]	09/21/2022	Perimeter soil gas-01-92	**570**	<100	<20	**260**	<100	**580**	<100	**7,200**	**69**	--	--	--	--	--	<100
1.148	PSG-01-93-5 [4]	09/23/2022	Perimeter soil gas-01-93	**210**	<100	<20	<100	<100	**110**	<100	**1,300**	**44 J**	--	--	--	--	--	<100
1.148	PSG-01-93-5 REP [4]	09/23/2022	Perimeter soil gas-01-93 (Replicate)	**210**	<100	<20	<100	<100	**99**	<100	**1,200**	**32 J**	--	--	--	--	--	<100
1.148	PSG-01-93-13.5 [4]	09/23/2022	Perimeter soil gas-01-93	**310**	<100	<20	**160**	<100	**170**	<100	**2,100**	**66**	--	--	--	--	--	<100
1.148	PSG-01-94-5 [4]	09/23/2022	Perimeter soil gas-01-94	<100	<100	<20	<100	<100	<20	<100 UJ	<20	<10	--	--	--	--	--	<100
1.148	PSG-01-94-13 [4]	09/23/2022	Perimeter soil gas-01-94	**900**	<100	<20	**440**	<100	**770**	<100 UJ	**10,000**	**77**	--	--	--	--	--	<100
1.148	PSG-01-94-13 REP [4]	09/23/2022	Perimeter soil gas-01-94 (Replicate)	**900**	<100	<20	**430**	<100	**660**	<100 UJ	**9,400**	**85**	--	--	--	--	--	<100
1.148	PSG-01-95-5 [4]	09/23/2022	Perimeter soil gas-01-95	**130**	<100	<20	**130**	<100	<20	<100	**400**	**88**	--	--	--	--	--	<100
1.159	1.159-AA-090222	09/02/2022	RESAMPLE Outdoor air	<0.099	<0.10	<0.10	<0.20	<0.099	**0.19**	<0.14	**0.39**	<0.13	--	--	--	--	--	--
1.159	1.159-01-090222	09/02/2022	RESAMPLE Living room air (2nd Floor)	<0.099	<0.10	**4.7**	<0.20	<0.099	<0.17	<0.14	<0.13	<0.13	--	--	--	--	--	--
1.159	1.159-02-090222	09/02/2022	RESAMPLE Bathroom air (2nd Floor)	<0.099	<0.10	**4.0**	<0.20	<0.099	**1.2**	<0.14	<0.13	<0.13	--	--	--	--	--	--
1.159	1.159-03-090222	09/02/2022	RESAMPLE Bedroom air (2nd Floor)	<0.099	<0.10	**11**	<0.20	<0.099	<0.17	<0.14	<0.13	<0.13	--	--	--	--	--	--
1.159	PSG-01-96-12 [4]	09/23/2022	Perimeter soil gas-01-96 air	<100	<100	<20	**300**	<100	**71**	<100	**2,000**	**15**	--	--	--	--	--	<100
1.159	PSG-01-97-13.5 [4]	09/23/2022	Perimeter soil gas-01-97 air	<100	<100	<20	<100	<100	**270**	<100	**3,200**	<10	--	--	--	--	--	<100
1.159	PSG-01-98-13 [4]	09/23/2022	Perimeter soil gas-01-98 air	**180**	<100	<20	**760**	**100**	**190**	<100	**4,600**	**64**	--	--	--	--	--	<100
1.159	PSG-01-99-13.5 [4]	09/23/2022	Perimeter soil gas-01-99 air	**120**	<100	<20	**310**	<100	<20	<100 UJ	**510**	**140**	--	--	--	--	--	<100
1.159	PSG-01-100-13.5 [4]	09/23/2022	Perimeter soil gas-01-100 air	<100	<100	<20	<100	<100	<20	<100	<20	<10	--	--	--	--	--	<100
1.159	PSG-01-101-5 [4]	09/23/2022	Perimeter soil gas-01-101 air	<100	<100	<20	<100	<100	<20	<100	<20	<10	--	--	--	--	--	<100
1.159	PSG-01-101-13.5 [4]	09/23/2022	Perimeter soil gas-01-101 air	<100 UJ	<100 UJ	<20 UJ	<100 UJ	<100 UJ	<20	<100 UJ	<20 UJ	<10 UJ	--	--	--	--	--	<100
1.160	1.160-AA-080522	08/05/2022	RESAMPLE Outdoor air	<0.22	<0.23	<0.23	<0.45	<0.22	<0.38	<0.31	<0.30	<0.29	--	--	--	--	--	--
1.160	1.160-01-080522	08/05/2022	RESAMPLE Dining room air (1st Floor)	<0.099	<0.10	**0.77**	<0.20	<0.099	<0.17	<0.14	<0.13	<0.13	--	--	--	--	--	--
1.160	1.160-02-080522	08/05/2022	RESAMPLE Bathroom air (1st Floor)	<0.099	<0.10	**0.96**	<0.20	<0.099	<0.17	<0.14	<0.13	<0.13	--	--	--	--	--	--
1.160	1.160-03-080522	08/05/2022	RESAMPLE Bedroom (master) air (1st Floor)	<0.099	<0.10	**3.2**	<0.20	<0.099	<0.17	<0.14	**0.26**	<0.13	--	--	--	--	--	--
1.160	PSG-01-96-12 [4]	09/23/2022	Perimeter soil gas-01-96 air	<100	<100	<20	**300**	<100	**71**	<100	**2,000**	**15**	--	--	--	--	--	<100
1.160	PSG-01-97-13.5 [4]	09/23/2022	Perimeter soil gas-01-97 air	<100	<100	<20	<100	<100	**270**	<100	**3,200**	<10	--	--	--	--	--	<100
1.160	PSG-01-98-13 [4]	09/23/2022	Perimeter soil gas-01-98 air	**180**	<100	<20	**760**	**100**	**190**	<100	**4,600**	**64**	--	--	--	--	--	<100
1.160	PSG-01-99-13.5 [4]	09/23/2022	Perimeter soil gas-01-99 air	**120**	<100	<20	**310**	<100	<20	<100 UJ	**510**	**140**	--	--	--	--	--	<100
1.160	PSG-01-100-13.5 [4]	09/23/2022	Perimeter soil gas-01-100 air	<100	<100	<20	<100	<100	<20	<100	<20	<10	--	--	--	--	--	<100
1.160	PSG-01-101-5 [4]	09/23/2022	Perimeter soil gas-01-101 air	<100	<100	<20	<100	<100	<20	<100	<20	<10	--	--	--	--	--	<100
1.160	PSG-01-101-13.5 [4]	09/23/2022	Perimeter soil gas-01-101 air	<100 UJ	<100 UJ	<20 UJ	<100 UJ	<100 UJ	<20	<100 UJ	<20 UJ	<10 UJ	--	--	--	--	--	<100
2.011	2.011-AA-071322	07/13/2022	RESAMPLE Outdoor air	<0.099	<0.10	<0.10	<0.20	<0.099	**3.3**	<0.14	**0.22**	<0.13	--	--	--	--	--	--
2.011	2.011-01-071322	07/13/2022	RESAMPLE Living room air (1st Floor)	<0.099	<0.10	**1.8**	<0.20	<0.099	<0.17	<0.14	<0.13	<0.13	--	--	--	--	--	--
2.011	2.011-02-071322	07/13/2022	RESAMPLE Bathroom (master) air (1st Floor)	<0.099	<0.10	**0.91**	<0.20	<0.099	<0.17	<0.14	<0.13	<0.13	--	--	--	--	--	--
2.011	2.011-03-071322	07/13/2022	RESAMPLE Loft air (2nd Floor)	<0.099	<0.10	**1.8**	<0.20	<0.099	<0.17	<0.14	<0.13	<0.13	--	--	--	--	--	--
2.011	2.011-SS-071322	07/13/2022	RESAMPLE Garage sub-slab soil gas	<2.0	<2.0	<2.0	<2.0	<2.0	**170**	<2.7	**8.5**	<1.3	<250	--	--	--	--	--
10.07	10.07-AA-071322	07/13/2022	RESAMPLE Outdoor air	<0.099	<0.10	<0.10	<0.20	<0.099	<0.17	<0.14	<0.13	<0.13	--	--	--	--	--	--
10.07	10.07-01-071322	07/13/2022	Living room air (2nd Floor)	<0.099	<0.10	<0.10	<0.20	<0.099	<0.17	<0.14	<0.13	<0.13	--	--	--	--	--	--
10.07	10.07-02-071322	07/13/2022	Bathroom air (2nd Floor)	<0.099	<0.10	<0.10	<0.20	<0.099	<0.17	<0.14	<0.13	<0.13	--	--	--	--	--	--
10.07	10.07-03-071322	07/13/2022	Bedroom (master) air (2nd Floor)	<0.099	<0.10	<0.10	<0.20	<0.099	<0.17	<0.14	<0.13	<0.13	--	--	--	--	--	--
10.07	PSG-10-1-5 [4]	05/02/2022	Parcel 10, perimeter soil gas-10-01	<4.0	<4.0	<4.0	<4.0	<4.0	**18 J+**	<4.0	**91**	<4.0 UJ	--	<40	<40	<40	--	--

TABLE 10

RESIDENTIAL INDOOR AIR AND SOIL GAS SAMPLING RESULTS
Former Ford Aeronutronic Facility
Newport Beach, California

Building ID	Sample ID	Date [2]	Location Description	Volatile Organic Compounds [1] (µg/m³)									Leak Detection Compounds [1]					
				1,1-DCE	1,1-DCA	1,2-DCA	cis-1,2-DCE	trans-1,2-DCE	PCE	1,1,1-TCA	TCE	Vinyl Chloride	Helium (ppmv)	Heptane (µg/m³)	Hexane (µg/m³)	Pentane (µg/m³)	TFA (µg/m³)	DFA (µg/m³)
10.07	PSG-10-1-15 [4]	05/02/2022	Parcel 10, perimeter soil gas-10-01	<4.0	<4.0	<4.0	<4.0	<4.0	**66 J+**	**5.0**	**1,540**	<4.0 UJ	--	<40	<40	<40	--	--
10.07	PSG-10-1-15 REP [4]	05/02/2022	Parcel 10, perimeter soil gas-10-01 (Replicate)	<4.0	<4.0	<4.0	<4.0	<4.0	**47 J+**	<4.0	**1,110**	<4.0 UJ	--	<40	<40	<40	--	--
10.07	PSG-10-2-5 [4]	05/02/2022	Parcel 10, perimeter soil gas-10-02	<4.0	<4.0	<4.0	<4.0	<4.0	**22 J+**	<4.0	**232**	<4.0 UJ	--	<40	<40	<40	--	--
10.07	PSG-10-2-15 [4]	05/02/2022	Parcel 10, perimeter soil gas-10-02	<4.0	<4.0	<4.0	<4.0	<4.0	**63 J+**	**5.0**	**1,910**	<4.0 UJ	--	<40	<40	<40	--	--
10.09	10.09-AA-121622	12/16/2022	RESAMPLE Outdoor air	<0.099	<0.10	<0.10	<0.20	<0.099	<0.17	<0.14	<0.13	<0.13	--	--	--	--	--	--
10.09	10.09-01-121622	12/16/2022	RESAMPLE Living room air (1st Floor)	<0.099	<0.10	**1.4**	<0.20	<0.099	<0.17	<0.14	**0.49**	<0.13	--	--	--	--	--	--
10.09	10.09-02-121622	12/16/2022	RESAMPLE Bathroom air (1st Floor)	<0.099	<0.10	**1.6**	<0.20	<0.099	**0.22**	<0.14	**0.51**	<0.13	--	--	--	--	--	--
10.09	10.09-03-121622	12/16/2022	RESAMPLE Bedroom air (1st Floor)	<0.099	<0.10	**2.0**	<0.20	<0.099	<0.17	<0.14	**0.56**	<0.13	--	--	--	--	--	--
10.10	10.10-AA-110422	11/04/2022	RESAMPLE Outdoor air	<0.099	<0.10	<0.10	<0.20	<0.099	<0.17	<0.14	<0.13	<0.13	--	--	--	--	--	--
10.10	10.10-01-110422-M	11/04/2022	RESAMPLE Living room air (1st Floor) (M)	<0.099	<0.10	**0.12**	<0.20	<0.099	**0.33**	**0.52**	<0.13	<0.13	--	--	--	--	--	--
10.10	10.10-02-110422-M	11/04/2022	RESAMPLE Bathroom (guest) air (1st Floor) (M)	<0.099	<0.10	**0.13**	<0.20	<0.099	**0.53**	**0.63**	<0.13	<0.13	--	--	--	--	--	--
10.10	10.10-03-110422-M	11/04/2022	RESAMPLE Bedroom (master) air (2nd Floor) (M)	<0.099	<0.10	**0.11**	<0.20	<0.099	**0.20**	**0.46**	<0.13	<0.13	--	--	--	--	--	--
10.10	10.10-04-110422-M	11/04/2022	RESAMPLE Bedroom (guest) air (2nd Floor) (M)	<0.099	<0.10	**0.13**	<0.20	<0.099	**0.28**	**0.59**	**0.40**	<0.13	--	--	--	--	--	--
10.10	PSG-10-4-5 [4]	08/15/2022	Parcel 10, perimeter soil gas-10-04	<100 UJ	<100	<20	<100	<100 UJ	<20 UJ	<100	**560 J+**	<10	--	--	--	--	--	<100
10.10	PSG-10-4-15 [4]	08/15/2022	Parcel 10, perimeter soil gas-10-04	<100 UJ	<100	<20	<100	<100 UJ	**36 J**	<100	**3,300 J+**	<10	--	--	--	--	--	<100
10.12	10.12-AA-092322	09/23/2022	RESAMPLE Outdoor air	<0.099	<0.10	<0.10	<0.20	<0.099	<0.17	<0.14	<0.13	<0.13	--	--	--	--	--	--
10.12	10.12-01-092322-M	09/23/2022	RESAMPLE Living room air (1st Floor) (M)	<0.099	<0.10	**2.1**	<0.20	<0.099	**0.17**	<0.14	**0.31**	<0.13	--	--	--	--	--	--
10.12	10.12-02-092322-M	09/23/2022	RESAMPLE Bathroom air (1st Floor) (M)	<0.099	<0.10	**1.7**	<0.20	<0.099	**0.20**	<0.14	**0.32**	<0.13	--	--	--	--	--	--
10.12	10.12-03-092322-M	09/23/2022	RESAMPLE Bedroom (master) air (1st Floor) (M)	<0.22	<0.22	**1.8**	<0.43	<0.22	**0.66**	<0.30	**1.5**	<0.28	--	--	--	--	--	--
10.12	PSG-10-4-5 [4]	08/15/2022	Perimeter soil gas-10-04 air	<100 UJ	<100	<20	<100	<100 UJ	<20 UJ	<100	**560 J+**	<10	--	--	--	--	--	<100
10.12	PSG-10-4-15 [4]	08/15/2022	Perimeter soil gas-10-04 air	<100 UJ	<100	<20	<100	<100 UJ	**36 J**	<100	**3,300 J+**	<10	--	--	--	--	--	<100
10.17	10.17-AA-080522	08/05/2022	RESAMPLE Outdoor air	<0.099	<0.10	<0.10	<0.20	<0.099	<0.17	<0.14	<0.13	<0.13	--	--	--	--	--	--
10.17	10.17-01-080522-M	08/05/2022	RESAMPLE Living room air (1st Floor) (M)	<0.099	<0.10	<0.10	<0.20	**4.7**	<0.17	<0.14	**0.23**	<0.13	--	--	--	--	--	--
10.17	10.17-11-080522-M	08/05/2022	RESAMPLE Living room air (1st Floor) (M) (Replicate)	<0.099	<0.10	<0.10	<0.20	**4.6**	<0.17	<0.14	**0.24**	<0.13	--	--	--	--	--	--
10.17	10.17-02-080522-M	08/05/2022	RESAMPLE Bathroom Hallway air (1st Floor) (M)	<0.099	<0.10	<0.10	<0.20	**16**	<0.17	<0.14	**0.27**	<0.13	--	--	--	--	--	--
10.17	10.17-03-080522-M	08/05/2022	RESAMPLE Bedroom (office) air (1st Floor) (M)	<0.099	<0.10	<0.10	<0.20	**14**	<0.17	<0.14	**0.31**	<0.13	--	--	--	--	--	--
10.17	10.17-04-080522-M	08/05/2022	RESAMPLE Bedroom (master) air (1st Floor) (M)	<0.099	<0.10	<0.10	<0.20	**3.3**	<0.17	<0.14	**0.18**	<0.13	--	--	--	--	--	--
10.17	PSG-10-6-5 [4]	08/15/2022	Perimeter soil gas-10-06 air	<100 UJ	<100	<20	<100	<100 UJ	**39 J**	<100	**1,400 J+**	<10	--	--	--	--	--	<100
10.17	PSG-10-6-15 [4]	08/15/2022	Perimeter soil gas-10-06 air	<100 UJ	<100	<20	<100	<100 UJ	**100 J**	<100	**5,000 J+**	<10	--	--	--	--	--	<100
10.17	PSG-10-6-15 REP [4]	08/15/2022	Perimeter soil gas-10-06 air (Replicate)	<100 UJ	<100	<20	<100	<100 UJ	**66 J**	<100	**4,200 J+**	<10	--	--	--	--	--	<100
10.17	PSG-10-7-5 [4]	08/15/2022	Perimeter soil gas-10-07 air	<100 UJ	<100	<20	<100	<100 UJ	**23 J**	<100	**1,700 J+**	<10	--	--	--	--	--	<100
10.17	PSG-10-7-15 [4]	08/15/2022	Perimeter soil gas-10-07 air	<100 UJ	<100	<20	<100	<100 UJ	**82 J**	<100	**7,500 J+**	<10	--	--	--	--	--	<100
10.17	10.17-AA-120722	12/07/2022	RESAMPLE Outdoor air	<0.099	<0.10	**0.11**	<0.20	<0.099	<0.17	<0.14	<0.13	<0.13	--	--	--	--	--	--
10.17	10.17-01-120722-M	12/07/2022	RESAMPLE Living room air (1st Floor) (M)	<0.099	<0.10	**0.11**	<0.20	**0.83**	<0.17	<0.14	**0.19**	<0.13	--	--	--	--	--	--
10.17	10.17-02-120722-M	12/07/2022	RESAMPLE Bathroom Hallway air (1st Floor) (M)	<0.099	<0.10	<0.10	<0.20	**2.3**	<0.17	<0.14	**0.17**	<0.13	--	--	--	--	--	--
10.17	10.17-03-120722-M	12/07/2022	RESAMPLE Bedroom (office) air (1st Floor) (M)	<0.099	<0.10	**0.18**	<0.20	**2.2**	<0.17	<0.14	**0.18**	<0.13	--	--	--	--	--	--
10.17	10.17-04-120722-M	12/07/2022	RESAMPLE Bedroom (master) air (1st Floor) (M)	<0.099	<0.10	<0.10	<0.20	**1.0**	<0.17	<0.14	**0.17**	<0.13	--	--	--	--	--	--
10.18	10.18-AA-081922	08/19/2022	RESAMPLE Outdoor air	<0.099	<0.10	<0.10	<0.20	<0.099	<0.17	<0.14	<0.13	<0.13	--	--	--	--	--	--
10.18	10.18-01-081922	08/19/2022	RESAMPLE Living room air (1st Floor)	<0.099	<0.10	<0.10	<0.20	<0.099	<0.17	<0.14	<0.13	<0.13	--	--	--	--	--	--
10.18	10.18-02-081922	08/19/2022	RESAMPLE Bathroom air (1st Floor)	<0.099	<0.10	**0.12**	<0.20	<0.099	<0.17	<0.14	<0.13	<0.13	--	--	--	--	--	--
10.18	10.18-03-081922	08/19/2022	RESAMPLE Bedroom (master) air (2nd Floor)	<0.099	<0.10	<0.10	<0.20	<0.099	**0.27**	<0.14	<0.13	<0.13	--	--	--	--	--	--
10.18	PSG-10-6-5 [4]	08/15/2022	Perimeter soil gas-10-06 air	<100 UJ	<100	<20	<100	<100 UJ	**39 J**	<100	**1,400 J+**	<10	--	--	--	--	--	<100
10.18	PSG-10-6-15 [4]	08/15/2022	Perimeter soil gas-10-06 air	<100 UJ	<100	<20	<100	<100 UJ	**100 J**	<100	**5,000 J+**	<10	--	--	--	--	--	<100
10.18	PSG-10-6-15 REP [4]	08/15/2022	Perimeter soil gas-10-06 air (Replicate)	<100 UJ	<100	<20	<100	<100 UJ	**66 J**	<100	**4,200 J+**	<10	--	--	--	--	--	<100
10.18	PSG-10-7-5 [4]	08/15/2022	Perimeter soil gas-10-07 air	<100 UJ	<100	<20	<100	<100 UJ	**23 J**	<100	**1,700 J+**	<10	--	--	--	--	--	<100
10.18	PSG-10-7-15 [4]	08/15/2022	Perimeter soil gas-10-07 air	<100 UJ	<100	<20	<100	<100 UJ	**82 J**	<100	**7,500 J+**	<10	--	--	--	--	--	<100
10.19	10.19-AA-072222	07/22/2022	RESAMPLE Outdoor air	<0.099	<0.10	<0.10	<0.20	<0.099	<0.17	<0.14	<0.13	<0.13	--	--	--	--	--	--
10.19	10.19-01-072222	07/22/2022	RESAMPLE Bathroom air (1st Floor)	<0.12	<0.12	**0.72**	<0.24	<0.12	<0.20	<0.16	**1.0**	<0.15	--	--	--	--	--	--
10.19	10.19-02-072222	07/22/2022	RESAMPLE Living room air (1st Floor)	<0.099 R	<0.10 R	**0.30 R**	<0.20 R	<0.099 R	<0.17 R	<0.14 R	**0.22 R**	<0.13 R	--	--	--	--	--	--
10.19	10.19-03-072222	07/22/2022	RESAMPLE Bedroom air (2nd Floor)	<0.22	<0.23	**7.5**	<0.44	**0.22**	<0.38	<0.30	**1.2**	<0.29	--	--	--	--	--	--
10.19	10.19-04-072222	07/22/2022	RESAMPLE Bedroom (master) air (2nd Floor)	<0.099	<0.10	**0.77**	<0.20	<0.099	<0.17	<0.14	**0.50**	<0.13	--	--	--	--	--	--
10.19	PSG-10-5-5 [4]	05/02/2022	Parcel 10, perimeter soil gas-10-05	<4.0	<4.0	<4.0	<4.0	<4.0	**70 J+**	<4.0	**2,270**	<4.0 UJ	--	<40	<40	<40	--	--
10.19	PSG-10-5-15 [4]	05/02/2022	Parcel 10, perimeter soil gas-10-05	<4.0	<4.0	<4.0	<4.0	<4.0	**121 J+**	<4.0	**5,050**	<4.0 UJ	--	<40	<40	<40	--	--
10.19	PSG-10-6-5 [4]	05/02/2022	Parcel 10, perimeter soil gas-10-06	<4.0	<4.0	<4.0	<4.0	<4.0	**81 J+**	<4.0	**2,040**	<4.0 UJ	--	<40	<40	<40	--	--
10.19	PSG-10-6-15 [4]	05/02/2022	Parcel 10, perimeter soil gas-10-06	<4.0	<4.0	<4.0	<4.0	<4.0	**149 J+**	<4.0	**5,070**	<4.0 UJ	--	<40	<40	<40	--	--

TABLE 10

RESIDENTIAL INDOOR AIR AND SOIL GAS SAMPLING RESULTS
Former Ford Aeronutronic Facility
Newport Beach, California

Building ID	Sample ID	Date [2]	Location Description	Volatile Organic Compounds [1] (µg/m³)									Leak Detection Compounds [1]					
				1,1-DCE	1,1-DCA	1,2-DCA	cis-1,2-DCE	trans-1,2-DCE	PCE	1,1,1-TCA	TCE	Vinyl Chloride	Helium (ppmv)	Heptane (µg/m³)	Hexane (µg/m³)	Pentane (µg/m³)	TFA (µg/m³)	DFA (µg/m³)
10.19	PSG-10-7-5 [4]	05/02/2022	Parcel 10, perimeter soil gas-10-07	<4.0	<4.0	<4.0	<4.0	<4.0	**71 J+**	<4.0	**2,760**	<4.0 UJ	--	<40	<40	<40	--	--
10.19	PSG-10-7-15 [4]	05/02/2022	Parcel 10, perimeter soil gas-10-07	**8.0**	<4.0	<4.0	<4.0	<4.0	**208 J+**	<4.0	**9,860**	<4.0 UJ	--	<40	<40	<40	--	--
10.20	10.20-AA-090222	09/02/2022	RESAMPLE Outdoor air	<0.099	<0.10	<0.10	<0.20	<0.099	<0.17	<0.14	<0.13	<0.13	--	--	--	--	--	--
10.20	10.20-01-090222-M	09/02/2022	RESAMPLE Living room air (1st Floor) (M)	<0.099	<0.10	**0.52**	<0.20	<0.099	<0.17	<0.14	**0.27**	<0.13	--	--	--	--	--	--
10.20	10.20-02-090222-M	09/02/2022	RESAMPLE Bathroom air (1st Floor) (M)	<0.099	<0.10	**0.48**	<0.20	<0.099	<0.17	<0.14	**0.36**	<0.13	--	--	--	--	--	--
10.20	10.20-03-090222-M	09/02/2022	RESAMPLE Bedroom (office) air (1st Floor) (M)	<0.099	<0.10	**0.48**	<0.20	<0.099	<0.17	<0.14	**0.39**	<0.13	--	--	--	--	--	--
10.20	10.20-04-090222-M	09/02/2022	RESAMPLE Hallway air (2nd Floor) (M)	<0.099	<0.10	**0.40**	<0.20	<0.099	**0.29**	<0.14	**1.2**	<0.13	--	--	--	--	--	--
10.20	10.20-AA-101222	10/12/2022	RESAMPLE Outdoor air	<0.099	<0.10	<0.10	<0.20	<0.099	<0.17	<0.14	<0.13	<0.13	--	--	--	--	--	--
10.20	10.20-01-101222-M	10/12/2022	RESAMPLE Living room air (1st Floor) (M)	<0.099	<0.10	**0.29**	<0.20	<0.099	<0.17	<0.14	<0.13	<0.13	--	--	--	--	--	--
10.20	10.20-11-101222-M	10/12/2022	RESAMPLE Living room air (1st Floor) (M) (Replicate)	<0.099	<0.10	**0.28**	<0.20	<0.099	<0.17	<0.14	<0.13	<0.13	--	--	--	--	--	--
10.20	10.20-02-101222-M	10/12/2022	RESAMPLE Bathroom air (1st Floor) (M)	<0.099	<0.10	**0.31**	<0.20	<0.099	<0.17	<0.14	<0.13	**0.17 J**	--	--	--	--	--	--
10.20	10.20-03-101222-M	10/12/2022	RESAMPLE Bedroom (office) air (1st Floor) (M)	<0.099	<0.10	**0.35**	**0.27**	<0.099	<0.17	<0.14	**4.3**	<0.13	--	--	--	--	--	--
10.20	10.20-04-101222-M	10/12/2022	RESAMPLE Hallway air (2nd Floor) (M)	<0.099	<0.10	**0.29**	<0.20	<0.099	<0.17	<0.14	<0.13	<0.13	--	--	--	--	--	--
10.20	PSG-10-6-5 [4]	08/15/2022	Perimeter soil gas-10-06 air	<100 UJ	<100	<20	<100	<100 UJ	**39 J**	<100	**1,400 J+**	<10	--	--	--	--	--	<100
10.20	PSG-10-6-15 [4]	08/15/2022	Perimeter soil gas-10-06 air	<100 UJ	<100	<20	<100	<100 UJ	**100 J**	<100	**5,000 J+**	<10	--	--	--	--	--	<100
10.20	PSG-10-6-15 REP [4]	08/15/2022	Perimeter soil gas-10-06 air (Replicate)	<100 UJ	<100	<20	<100	<100 UJ	**66 J**	<100	**4,200 J+**	<10	--	--	--	--	--	<100
10.20	PSG-10-7-5 [4]	08/15/2022	Perimeter soil gas-10-07 air	<100 UJ	<100	<20	<100	<100 UJ	**23 J**	<100	**1,700 J+**	<10	--	--	--	--	--	<100
10.20	PSG-10-7-15 [4]	08/15/2022	Perimeter soil gas-10-07 air	<100 UJ	<100	<20	<100	<100 UJ	**82 J**	<100	**7,500 J+**	<10	--	--	--	--	--	<100
10.21	10.21-AA-102122	10/21/2022	RESAMPLE Outdoor air	<0.099	<0.10	<0.10	<0.20	<0.099	<0.17	<0.14	<0.13	<0.13	--	--	--	--	--	--
10.21	10.21-01-102122	10/21/2022	RESAMPLE Living room air (2nd Floor)	<0.099	<0.10	**0.20**	<0.20	<0.099	<0.17	<0.14	<0.13	<0.13	--	--	--	--	--	--
10.21	10.21-11-102122	10/21/2022	RESAMPLE Living room air (2nd Floor) (Replicate)	<0.099	<0.10	**0.21**	<0.20	<0.099	<0.17	<0.14	<0.13	<0.13	--	--	--	--	--	--
10.21	10.21-02-102122	10/21/2022	RESAMPLE Bedroom (master) air (2nd Floor)	<0.099	<0.10	**0.39**	<0.20	<0.099	**0.27**	<0.14	**0.17**	<0.13	--	--	--	--	--	--
10.21	10.21-03-102122	10/21/2022	RESAMPLE Bathroom (master) air (2nd Floor)	<0.099	<0.10	**0.42**	<0.20	<0.099	<0.17	<0.14	<0.13	<0.13	--	--	--	--	--	--
10.21	PSG-10-6-5 [4]	08/15/2022	Perimeter soil gas-10-06 air	<100 UJ	<100	<20	<100	<100 UJ	**39 J**	<100	**1,400 J+**	<10	--	--	--	--	--	<100
10.21	PSG-10-6-15 [4]	08/15/2022	Perimeter soil gas-10-06 air	<100 UJ	<100	<20	<100	<100 UJ	**100 J**	<100	**5,000 J+**	<10	--	--	--	--	--	<100
10.21	PSG-10-6-15 REP [4]	08/15/2022	Perimeter soil gas-10-06 air (Replicate)	<100 UJ	<100	<20	<100	<100 UJ	**66 J**	<100	**4,200 J+**	<10	--	--	--	--	--	<100
10.21	PSG-10-7-5 [4]	08/15/2022	Perimeter soil gas-10-07 air	<100 UJ	<100	<20	<100	<100 UJ	**23 J**	<100	**1,700 J+**	<10	--	--	--	--	--	<100
10.21	PSG-10-7-15 [4]	08/15/2022	Perimeter soil gas-10-07 air	<100 UJ	<100	<20	<100	<100 UJ	**82 J**	<100	**7,500 J+**	<10	--	--	--	--	--	<100
10.22	10.22-AA-081022	08/10/2022	RESAMPLE Outdoor air	<0.099	<0.10	**0.10**	<0.20	<0.099	<0.17	<0.14	<0.13	<0.13	--	--	--	--	--	--
10.22	10.22-01-081022	08/10/2022	RESAMPLE Living room air (2nd Floor)	**0.18**	**0.21**	**1.5**	<0.20	**1.3**	**0.32**	**0.28**	**0.60**	<0.13	--	--	--	--	--	--
10.22	10.22-02-081022	08/10/2022	RESAMPLE Bathroom air (2nd Floor)	<0.099	<0.10	**1.1**	<0.20	**0.97**	<0.17	<0.14	**0.30**	<0.13	--	--	--	--	--	--
10.22	10.22-03-081022	08/10/2022	RESAMPLE Bedroom (master) air (2nd Floor)	<0.099	<0.10	**2.0**	<0.20	**1.0**	<0.17	<0.14	**0.29**	<0.13	--	--	--	--	--	--
10.22	PSG-10-6-5 [4]	08/15/2022	Perimeter soil gas-10-06 air	<100 UJ	<100	<20	<100	<100 UJ	**39 J**	<100	**1,400 J+**	<10	--	--	--	--	--	<100
10.22	PSG-10-6-15 [4]	08/15/2022	Perimeter soil gas-10-06 air	<100 UJ	<100	<20	<100	<100 UJ	**100 J**	<100	**5,000 J+**	<10	--	--	--	--	--	<100
10.22	PSG-10-6-15 REP [4]	08/15/2022	Perimeter soil gas-10-06 air (Replicate)	<100 UJ	<100	<20	<100	<100 UJ	**66 J**	<100	**4,200 J+**	<10	--	--	--	--	--	<100
10.22	PSG-10-7-5 [4]	08/15/2022	Perimeter soil gas-10-07 air	<100 UJ	<100	<20	<100	<100 UJ	**23 J**	<100	**1,700 J+**	<10	--	--	--	--	--	<100
10.22	PSG-10-7-15 [4]	08/15/2022	Perimeter soil gas-10-07 air	<100 UJ	<100	<20	<100	<100 UJ	**82 J**	<100	**7,500 J+**	<10	--	--	--	--	--	<100
10.23	10.23-AA-092822	09/28/2022	RESAMPLE Outdoor air	<0.099	<0.10	<0.10	<0.20	<0.099	<0.17	<0.14	<0.13	<0.13	--	--	--	--	--	--
10.23	10.23-01-092822	09/28/2022	RESAMPLE Bathroom (guest) air (2nd Floor)	<0.099	<0.10	**0.57**	<0.20	<0.099	<0.17	<0.14	<0.13	<0.13	--	--	--	--	--	--
10.23	10.23-02-092822	09/28/2022	RESAMPLE Bedroom (master) air (2nd Floor)	<0.099	<0.10	**0.78**	<0.20	<0.099	**0.17**	<0.14	**0.16**	<0.13	--	--	--	--	--	--
10.23	10.23-03-092822	09/28/2022	RESAMPLE Living room air (2nd Floor)	<0.099	<0.10	**0.59**	<0.20	<0.099	<0.17	<0.14	**0.17**	<0.13	--	--	--	--	--	--
10.23	PSG-10-6-5 [4]	08/15/2022	Perimeter soil gas-10-06 air	<100 UJ	<100	<20	<100	<100 UJ	**39 J**	<100	**1,400 J+**	<10	--	--	--	--	--	<100
10.23	PSG-10-6-15 [4]	08/15/2022	Perimeter soil gas-10-06 air	<100 UJ	<100	<20	<100	<100 UJ	**100 J**	<100	**5,000 J+**	<10	--	--	--	--	--	<100
10.23	PSG-10-6-15 REP [4]	08/15/2022	Perimeter soil gas-10-06 air (Replicate)	<100 UJ	<100	<20	<100	<100 UJ	**66 J**	<100	**4,200 J+**	<10	--	--	--	--	--	<100
10.23	PSG-10-7-5 [4]	08/15/2022	Perimeter soil gas-10-07 air	<100 UJ	<100	<20	<100	<100 UJ	**23 J**	<100	**1,700 J+**	<10	--	--	--	--	--	<100
10.23	PSG-10-7-15 [4]	08/15/2022	Perimeter soil gas-10-07 air	<100 UJ	<100	<20	<100	<100 UJ	**82 J**	<100	**7,500 J+**	<10	--	--	--	--	--	<100
10.26	10.26-AA-092822	09/28/2022	RESAMPLE Outdoor air	<0.099	<0.10	**0.11**	<0.20	<0.099	<0.17	<0.14	<0.13	<0.13	--	--	--	--	--	--
10.26	10.26-01-092822-M	09/28/2022	RESAMPLE Living room air (1st Floor) (M)	<0.099	<0.10	**0.33**	<0.20	<0.099	<0.17	<0.14	**0.75**	<0.13	--	--	--	--	--	--
10.26	10.26-02-092822-M	09/28/2022	RESAMPLE Bathroom air (1st Floor) (M)	<0.099	<0.10	**0.37**	<0.20	<0.099	<0.17	<0.14	**1.2**	<0.13	--	--	--	--	--	--
10.26	10.26-03-092822-M	09/28/2022	RESAMPLE Bedroom (master) air (2nd Floor) (M)	<0.099	<0.10	**0.44**	<0.20	<0.099	<0.17	<0.14	**0.39**	<0.13	--	--	--	--	--	--
10.26	PSG-10-9-5 [4]	08/15/2022	Perimeter soil gas-10-9	<100 UJ	<100	<20	<100	<100 UJ	**26 J**	<100	**1,600 J+**	<10	--	--	--	--	--	<100
10.26	PSG-10-9-15 [4]	08/15/2022	Perimeter soil gas-10-9	<100 UJ	<100	<20	<100	<100 UJ	**110 J**	<100	**8,900 J+**	<10	--	--	--	--	--	<100
10.26	PSG-10-11-5 [4]	08/15/2022	Perimeter soil gas-10-11	<100 UJ	<100	<20	<100	<100 UJ	**37 J**	<100	**2,200 J+**	<10	--	--	--	--	--	<100
10.26	PSG-10-11-15 [4]	08/15/2022	Perimeter soil gas-10-11	<100 UJ	<100	<20	<100	<100 UJ	**63 J**	<100	**7,000 J+**	<10	--	--	--	--	--	<100
10.37	10.37-AA-071322	07/13/2022	RESAMPLE Outdoor air	<0.099	<0.10	<0.10	<0.20	<0.099	<0.17	<0.14	<0.13	<0.13	--	--	--	--	--	--

TABLE 10

RESIDENTIAL INDOOR AIR AND SOIL GAS SAMPLING RESULTS
Former Ford Aeronutronic Facility
Newport Beach, California

Building ID	Sample ID	Date [2]	Location Description	Volatile Organic Compounds [1] (µg/m³)									Leak Detection Compounds [1]					
				1,1-DCE	1,1-DCA	1,2-DCA	cis-1,2-DCE	trans-1,2-DCE	PCE	1,1,1-TCA	TCE	Vinyl Chloride	Helium (ppmv)	Heptane (µg/m³)	Hexane (µg/m³)	Pentane (µg/m³)	TFA (µg/m³)	DFA (µg/m³)
10.37	10.37-01-071322-M	07/13/2022	RESAMPLE Dining room air (1st Floor) (M)	<0.099	<0.10	**0.14**	<0.20	<0.099	<0.17	<0.14	**0.39**	<0.13	--	--	--	--	--	--
10.37	10.37-02-071322-M	07/13/2022	RESAMPLE Bathroom air (1st Floor) (M)	<0.099	<0.10	**0.16**	<0.20	<0.099	<0.17	<0.14	**0.76**	<0.13	--	--	--	--	--	--
10.37	10.37-03-071322-M	07/13/2022	RESAMPLE Bedroom (master) air (2nd Floor) (M)	<0.099	<0.10	**0.17 J+**	<0.20	<0.099	<0.17	<0.14	**0.23 J+**	<0.13	--	--	--	--	--	--
10.37	PSG-10-12-5 [4]	05/03/2022	Parcel 10, perimeter soil gas-10-12	<4.0	<4.0	<4.0	<4.0	<4.0	**78 J+**	<4.0	**2,920 J+**	<4.0	--	<40	<40	<40	--	--
10.37	PSG-10-12-15 [4]	05/03/2022	Parcel 10, perimeter soil gas-10-12	<4.0	<4.0	<4.0	<4.0	<4.0	**225 J+**	<4.0	**11,600 J+**	<4.0	--	<40	<40	<40	--	--
10.37	PSG-10-13-5 [4]	05/03/2022	Parcel 10, perimeter soil gas-10-13	<4.0	<4.0	<4.0	<4.0	<4.0	**69 J+**	<4.0	**2,700 J+**	<4.0	--	<40	<40	<40	--	--
10.37	PSG-10-13-15 [4]	05/03/2022	Parcel 10, perimeter soil gas-10-13	**11**	<4.0	<4.0	<4.0	<4.0	**229 J+**	<4.0	**11,700 J+**	<4.0	--	<40	<40	<40	--	--
10.37	10.37-AA-092322	09/23/2022	RESAMPLE Outdoor air	<0.099	<0.10	<0.10	<0.20	<0.099	**0.62**	<0.14	<0.13	<0.13	--	--	--	--	--	--
10.37	10.37-01-092322-M	09/23/2022	RESAMPLE Dining room air (1st Floor) (M)	<0.099	<0.10	**0.11**	<0.20	<0.099	<0.17	<0.14	**0.29**	<0.13	--	--	--	--	--	--
10.37	10.37-11-092322-M	09/23/2022	RESAMPLE Dining room air (1st Floor) (M) (Replicate)	<0.099	<0.10	<0.10	<0.20	<0.099	<0.17	<0.14	**0.25**	<0.13	--	--	--	--	--	--
10.37	10.37-02-092322-M	09/23/2022	RESAMPLE Bathroom air (1st Floor) (M)	<0.099	<0.10	<0.10	<0.20	<0.099	<0.17	<0.14	**0.14**	<0.13	--	--	--	--	--	--
10.37	10.37-03-092322-M	09/23/2022	RESAMPLE Bedroom (master) air (2nd Floor) (M)	<0.099	<0.10	**0.22**	<0.20	<0.099	<0.17	<0.14	<0.13	<0.13	--	--	--	--	--	--
10.37	PSG-10-13-5 [4]	08/16/2022	Perimeter soil gas-10-13	<100 UJ	<100	<20	<100	<100 UJ	**34 J**	<100	**2,000 J+**	<10 UJ	--	--	--	--	--	<100
10.37	PSG-10-13-15 [4]	08/16/2022	Perimeter soil gas-10-13	<100 UJ	<100 UJ	<20 UJ	<100 UJ	<100 UJ	**170 J**	<100 UJ	**13,000 J+**	<10 UJ	--	--	--	--	--	<100
10.37	PSG-10-13-15 REP [4]	08/16/2022	Perimeter soil gas-10-13 (Replicate)	<100 UJ	<100 UJ	<20 UJ	<100 UJ	<100 UJ	**94 J**	<100 UJ	**9,300 J+**	<10 UJ	--	--	--	--	--	<100
10.42	10.42-AA-070122	07/01/2022	RESAMPLE Outdoor air	<0.099	<0.10	<0.10	<0.20	<0.099	<0.17	<0.14	<0.13	<0.13	--	--	--	--	--	--
10.42	10.42-01-070122	07/01/2022	RESAMPLE Living room air (2nd Floor)	<0.099	<0.10	**0.97**	<0.20	<0.099	<0.17	<0.14	**0.14**	<0.13	--	--	--	--	--	--
10.42	10.42-02-070122	07/01/2022	RESAMPLE Bathroom air (2nd Floor)	<0.099	<0.10	**1.2**	<0.20	<0.099	<0.17	<0.14	<0.13	<0.13	--	--	--	--	--	--
10.42	10.42-03-070122	07/01/2022	RESAMPLE Bedroom (master) air (2nd Floor)	<0.099	<0.10	**0.90**	<0.20	<0.099	<0.17	<0.14	<0.13	<0.13	--	--	--	--	--	--
10.42	PSG-10-12-5 [4]	05/03/2022	Parcel 10, perimeter soil gas-10-12	<4.0	<4.0	<4.0	<4.0	<4.0	**78 J+**	<4.0	**2,920 J+**	<4.0	--	<40	<40	<40	--	--
10.42	PSG-10-12-15 [4]	05/03/2022	Parcel 10, perimeter soil gas-10-12	<4.0	<4.0	<4.0	<4.0	<4.0	**225 J+**	<4.0	**11,600 J+**	<4.0	--	<40	<40	<40	--	--
10.42	PSG-10-13-5 [4]	05/03/2022	Parcel 10, perimeter soil gas-10-13	<4.0	<4.0	<4.0	<4.0	<4.0	**69 J+**	<4.0	**2,700 J+**	<4.0	--	<40	<40	<40	--	--
10.42	PSG-10-13-15 [4]	05/03/2022	Parcel 10, perimeter soil gas-10-13	**11**	<4.0	<4.0	<4.0	<4.0	**229 J+**	<4.0	**11,700 J+**	<4.0	--	<40	<40	<40	--	--
10.45	10.45-AA-111822	11/18/2022	RESAMPLE Outdoor air	<0.099	<0.10	<0.10	<0.20	<0.099	<0.17	<0.14	<0.13	<0.13	--	--	--	--	--	--
10.45	10.45-01-111822	11/18/2022	RESAMPLE Living room air (1st Floor)	<0.099	<0.10	**0.10**	<0.20	<0.099	<0.17	<0.14	**0.77**	<0.13	--	--	--	--	--	--
10.45	10.45-02-111822	11/18/2022	RESAMPLE Bathroom air (1st Floor)	<0.099	<0.10	**0.11**	<0.20	<0.099	<0.17	<0.14	**0.91**	<0.13	--	--	--	--	--	--
10.45	10.45-03-111822	11/18/2022	RESAMPLE Bedroom (spare) air (1st Floor)	<0.099	<0.10	**0.11**	<0.20	<0.099	<0.17	<0.14	**0.82**	<0.13	--	--	--	--	--	--
10.45	10.45-04-111822	11/18/2022	RESAMPLE Bedroom (master) air (2nd Floor)	<0.099	<0.10	<0.10	<0.20	<0.099	<0.17	<0.14	**0.53**	<0.13	--	--	--	--	--	--
10.45	PSG-10-15-5 [4]	08/16/2022	Parcel 10, perimeter soil gas-10-15	<100 UJ	<100	<20	<100	<100 UJ	**84 J**	<100	**5,000 J+**	<10 UJ	--	--	--	--	--	<100
10.45	PSG-10-15-15 [4]	08/16/2022	Parcel 10, perimeter soil gas-10-15	<100 UJ	<100	<20	<100	<100 UJ	**160 J**	<100	**13,000 J+**	<10 UJ	--	--	--	--	--	<100
10.45	PSG-10-19-5 [4]	08/16/2022	Parcel 10, perimeter soil gas-10-19	<100 UJ	<100	<20	<100	<100 UJ	**79 J**	<100	**6,100 J+**	<10 UJ	--	--	--	--	--	<100
10.45	PSG-10-19-15 [4]	08/16/2022	Parcel 10, perimeter soil gas-10-19	<100 UJ	<100	<20	<100	<100 UJ	**160 J**	<100	**14,000 J+**	<10 UJ	--	--	--	--	--	<100
10.62	10.62-AA-111822	11/18/2022	RESAMPLE Outdoor air	<0.099	<0.10	<0.10	<0.20	<0.099	<0.17	<0.14	<0.13	<0.13	--	--	--	--	--	--
10.62	10.62-01-111822-M	11/18/2022	RESAMPLE Living room air (1st Floor) (M)	<0.099	<0.10	<0.10	<0.20	<0.099	<0.17	<0.14	**0.97**	<0.13	--	--	--	--	--	--
10.62	10.62-02-111822-M	11/18/2022	RESAMPLE Bathroom air (1st Floor) (M)	<0.099	<0.10	<0.10	<0.20	<0.099	<0.17	<0.14	**2.0**	<0.13	--	--	--	--	--	--
10.62	10.62-03-111822-M	11/18/2022	RESAMPLE Entryway air (1st Floor) (M)	<0.099	<0.10	<0.10	<0.20	<0.099	<0.17	<0.14	**0.88**	<0.13	--	--	--	--	--	--
10.62	10.62-04-111822-M	11/18/2022	RESAMPLE Bathroom (master) air (2nd Floor) (M)	<0.099	<0.10	<0.10	<0.20	<0.099	<0.17	<0.14	**0.70**	<0.13	--	--	--	--	--	--
10.62	PSG-10-23-5 [4]	08/17/2022	Parcel 10, perimeter soil gas-10-23	<100 UJ	<100	<20	<100	<100 UJ	**69 J**	<100	**2,600 J+**	<10	--	--	--	--	--	<100
10.62	PSG-10-23-5 REP [4]	08/17/2022	Parcel 10, perimeter soil gas-10-23 (Replicate)	<100 UJ	<100	<20	<100	<100 UJ	**56 J**	<100	**2,700 J+**	<10	--	--	--	--	--	<100
10.62	PSG-10-23-15 [4]	08/17/2022	Parcel 10, perimeter soil gas-10-23	<100 UJ	<100	<20	<100	<100 UJ	**130 J**	<100	**9,400 J+**	<10	--	--	--	--	--	<100
10.62	PSG-10-25-5 [4]	08/17/2022	Parcel 10, perimeter soil gas-10-25	<100 UJ	<100	<20	<100	<100 UJ	**64 J**	<100	**3,000 J+**	<10	--	--	--	--	--	<100
10.72	10.72-AA-072222	07/22/2022	RESAMPLE Outdoor air	<0.099	<0.10	<0.10	<0.20	<0.099	<0.17	<0.14	<0.13	<0.13	--	--	--	--	--	--
10.72	10.72-01-072222	07/22/2022	RESAMPLE Bedroom air (2nd Floor)	<0.099	<0.10	**0.45**	<0.20	<0.099	<0.17	<0.14	**0.44**	<0.13	--	--	--	--	--	--
10.72	10.72-02-072222	07/22/2022	RESAMPLE Living room air (2nd Floor)	<0.099	<0.10	<0.10	<0.20	<0.099	<0.17	<0.14	<0.13	<0.13	--	--	--	--	--	--
10.72	10.72-03-072222	07/22/2022	RESAMPLE Bathroom air (2nd Floor)	<0.099	<0.10	<0.10	<0.20	<0.099	<0.17	<0.14	<0.13	<0.13	--	--	--	--	--	--
10.72	PSG-10-26-5 [4]	05/04/2022	Parcel 10, perimeter soil gas-10-26	<4.0	<4.0	<4.0	<4.0	<4.0	**63**	<4.0	**1,520**	<4.0	--	<40	<40	<40	--	--
10.72	PSG-10-26-15 [4]	05/04/2022	Parcel 10, perimeter soil gas-10-26	**19**	<4.0	<4.0	<4.0	<4.0	**198**	<4.0	**8,070**	<4.0	--	<40	<40	<40	--	--
10.72	PSG-10-28-5 [4]	05/04/2022	Parcel 10, perimeter soil gas-10-28	<4.0	<4.0	<4.0	<4.0	<4.0	**29**	<4.0	**227**	<4.0	--	<40	<40	<40	--	--
10.72	PSG-10-28-15 [4]	05/04/2022	Parcel 10, perimeter soil gas-10-28	**17**	<4.0	<4.0	<4.0	<4.0	**122**	<4.0	**4,120**	<4.0	--	<40	<40	<40	--	--
10.78	10.78-AA-071322	07/13/2022	RESAMPLE Outdoor air	<0.099	<0.10	<0.10	<0.20	<0.099	<0.17	<0.14	<0.13	<0.13	--	--	--	--	--	--
10.78	10.78-01-071322-M	07/13/2022	RESAMPLE Living room air (1st Floor) (M)	<0.099	<0.10	**0.11 J-**	<0.20	<0.099	<0.17	<0.14	**0.13 J-**	<0.13	--	--	--	--	--	--
10.78	10.78-02-071322-M	07/13/2022	RESAMPLE Bathroom air (1st Floor) (M)	<0.099	<0.10	<0.10	<0.20	<0.099	<0.17	<0.14	**0.14**	<0.13	--	--	--	--	--	--
10.78	10.78-03-071322-M	07/13/2022	RESAMPLE Bedroom (master) air (1st Floor) (M)	<0.099	<0.10	**0.10**	<0.20	<0.099	<0.17	<0.14	**0.18**	<0.13	--	--	--	--	--	--
10.78	PSG-10-30-5 [4]	05/04/2022	Parcel 10, perimeter soil gas-10-30	<4.0	<4.0	<4.0	<4.0	<4.0	**60**	<4.0	**1,420**	<4.0	--	<40	<40	<40	--	--
10.78	PSG-10-30-15 [4]	05/04/2022	Parcel 10, perimeter soil gas-10-30	**18**	<4.0	<4.0	<4.0	<4.0	**94**	<4.0	**2,830**	<4.0	--	<40	<40	<40	--	--

TABLE 10

RESIDENTIAL INDOOR AIR AND SOIL GAS SAMPLING RESULTS
Former Ford Aeronutronic Facility
Newport Beach, California

Building ID	Sample ID	Date [2]	Location Description	Volatile Organic Compounds [1] (µg/m³)									Leak Detection Compounds [1]					
				1,1-DCE	1,1-DCA	1,2-DCA	cis-1,2-DCE	trans-1,2-DCE	PCE	1,1,1-TCA	TCE	Vinyl Chloride	Helium (ppmv)	Heptane (µg/m³)	Hexane (µg/m³)	Pentane (µg/m³)	TFA (µg/m³)	DFA (µg/m³)
10.78	PSG-10-32-5 [4]	05/04/2022	Parcel 10, perimeter soil gas-10-32	<4.0	<4.0	<4.0	<4.0	<4.0	**25**	<4.0	**435**	<4.0	--	<40	<40	<40	--	--
10.78	PSG-10-32-15 [4]	05/04/2022	Parcel 10, perimeter soil gas-10-32	**13**	<4.0	<4.0	<4.0	<4.0	**66**	<4.0	**2,120**	<4.0	--	<40	<40	<40	--	--
10.78	PSG-10-33-5 [4]	05/04/2022	Parcel 10, perimeter soil gas-10-33	<4.0	<4.0	<4.0	<4.0	<4.0	**16**	<4.0	**334**	<4.0	--	<40	<40	<40	--	--
10.78	PSG-10-33-15 [4]	05/04/2022	Parcel 10, perimeter soil gas-10-33	**22**	<4.0	<4.0	<4.0	<4.0	**78**	<4.0	**3,330**	<4.0	--	<40	<40	<40	--	--
10.78	PSG-10-34-5 [4]	05/04/2022	Parcel 10, perimeter soil gas-10-34	<4.0	<4.0	<4.0	<4.0	<4.0	**28**	<4.0	**977**	<4.0	--	<40	<40	<40	--	--
10.78	PSG-10-34-15 [4]	05/04/2022	Parcel 10, perimeter soil gas-10-34	**20**	<4.0	<4.0	<4.0	<4.0	**109**	<4.0	**6,340**	<4.0	--	<40	<40	<40	--	--
10.80	10.80-AA-070122	07/01/2022	RESAMPLE Outdoor air	<0.099	<0.10	<0.10	<0.20	<0.099	<0.17	<0.14	<0.13	<0.13	--	--	--	--	--	--
10.80	10.80-01-070122	07/01/2022	RESAMPLE Living room air (2nd Floor)	<0.099	<0.10	**6.6**	<0.20	<0.099	<0.17	<0.14	<0.13	<0.13	--	--	--	--	--	--
10.80	10.80-02-070122	07/01/2022	RESAMPLE Bathroom air (2nd Floor)	<0.099	<0.10	**0.56**	<0.20	<0.099	<0.17	<0.14	<0.13	<0.13	--	--	--	--	--	--
10.80	10.80-03-070122	07/01/2022	RESAMPLE Bedroom (office) air (2nd Floor)	<0.099	<0.10	**0.60**	<0.20	<0.099	<0.17	<0.14	<0.13	<0.13	--	--	--	--	--	--
10.80	10.80-04-070122	07/01/2022	RESAMPLE Bedroom (master) air (2nd Floor)	<0.099	<0.10	**0.18**	<0.20	<0.099	<0.17	<0.14	<0.13	<0.13	--	--	--	--	--	--
10.80	PSG-10-30-5 [4]	05/04/2022	Parcel 10, perimeter soil gas-10-30	<4.0	<4.0	<4.0	<4.0	<4.0	**60**	<4.0	**1,420**	<4.0	--	<40	<40	<40	--	--
10.80	PSG-10-30-15 [4]	05/04/2022	Parcel 10, perimeter soil gas-10-30	**18**	<4.0	<4.0	<4.0	<4.0	**94**	<4.0	**2,830**	<4.0	--	<40	<40	<40	--	--
10.80	PSG-10-32-5 [4]	05/04/2022	Parcel 10, perimeter soil gas-10-32	<4.0	<4.0	<4.0	<4.0	<4.0	**25**	<4.0	**435**	<4.0	--	<40	<40	<40	--	--
10.80	PSG-10-32-15 [4]	05/04/2022	Parcel 10, perimeter soil gas-10-32	**13**	<4.0	<4.0	<4.0	<4.0	**66**	<4.0	**2,120**	<4.0	--	<40	<40	<40	--	--
10.80	PSG-10-33-5 [4]	05/04/2022	Parcel 10, perimeter soil gas-10-33	<4.0	<4.0	<4.0	<4.0	<4.0	**16**	<4.0	**334**	<4.0	--	<40	<40	<40	--	--
10.80	PSG-10-33-15 [4]	05/04/2022	Parcel 10, perimeter soil gas-10-33	**22**	<4.0	<4.0	<4.0	<4.0	**78**	<4.0	**3,330**	<4.0	--	<40	<40	<40	--	--
10.80	PSG-10-34-5 [4]	05/04/2022	Parcel 10, perimeter soil gas-10-34	<4.0	<4.0	<4.0	<4.0	<4.0	**28**	<4.0	**977**	<4.0	--	<40	<40	<40	--	--
10.80	PSG-10-34-15 [4]	05/04/2022	Parcel 10, perimeter soil gas-10-34	**20**	<4.0	<4.0	<4.0	<4.0	**109**	<4.0	**6,340**	<4.0	--	<40	<40	<40	--	--
10.151	10.151-AA-081022	08/10/2022	RESAMPLE Outdoor air	<0.099	<0.10	<0.10	<0.20	<0.099	<0.17	<0.14	<0.13	<0.13	--	--	--	--	--	--
10.151	10.151-01-081022	08/10/2022	RESAMPLE Dining/Living room air (2nd Floor)	<0.099	<0.10	<0.10	<0.20	<0.099	<0.17	<0.14	<0.13	<0.13	--	--	--	--	--	--
10.151	10.151-02-081022	08/10/2022	RESAMPLE Bathroom air (2nd Floor)	<0.099	<0.10	**0.10 J+**	<0.20	<0.099	<0.17	<0.14	<0.13	<0.13	--	--	--	--	--	--
10.151	10.151-03-081022	08/10/2022	RESAMPLE Bedroom (master) air (2nd Floor)	<0.099	<0.10	<0.10	<0.20	<0.099	<0.17	<0.14	<0.13	<0.13	--	--	--	--	--	--
10.151	PSG-10-42-5 [4]	08/23/2022	Perimeter soil gas-10-42 air	<100 UJ	<100 UJ	<20 UJ	<100 UJ	<100 UJ	<20	<100 UJ	**57 J+**	<10 UJ	--	--	--	--	--	<100
10.151	PSG-10-42-15 [4]	08/23/2022	Perimeter soil gas-10-42 air	<100 UJ	<100	<20	<100 UJ	<100 UJ	<20	<100	**380 J+**	<10 UJ	--	--	--	--	--	<100
11.08	11.08-AA-111822	11/18/2022	RESAMPLE Outdoor air	<0.099	<0.10	<0.10	<0.20	<0.099	<0.17	<0.14	<0.13	<0.13	--	--	--	--	--	--
11.08	11.08-01-111822	11/18/2022	RESAMPLE Living room air (1st Floor)	<0.099	<0.10	**0.35**	<0.20	<0.099	**1.2**	<0.14	**0.38**	<0.13	--	--	--	--	--	--
11.08	11.08-11-111822	11/18/2022	RESAMPLE Living room air (1st Floor) (Replicate)	<0.099	<0.10	**0.33**	<0.20	<0.099	**1.2**	<0.14	**0.39**	<0.13	--	--	--	--	--	--
11.08	11.08-02-111822	11/18/2022	RESAMPLE Bedroom (master) air (1st Floor)	<0.099	<0.10	**0.34**	<0.20	<0.099	**1.1**	<0.14	**1.4**	<0.13	--	--	--	--	--	--
11.08	11.08-03-111822	11/18/2022	RESAMPLE Bathroom air (1st Floor)	<0.099 UJ	<0.10 UJ	**0.15 J**	<0.20 UJ	<0.099 UJ	**0.70 J**	<0.14 UJ	**0.64 UJ**	<0.13 J	--	--	--	--	--	--
11.08	11.08-04-111822	11/18/2022	RESAMPLE Bedroom air (1st Floor)	<0.099	<0.10	**0.26**	<0.20	<0.099	**1.4**	<0.14	**0.57**	<0.13	--	--	--	--	--	--
11.08	PSG-11-18-5 [4]	08/26/2022	Parcel 11, perimeter soil gas-11-18	<100	<100	<20	<100	<100	**110**	<100	**1,200**	<10	--	--	--	--	--	<100
11.08	PSG-11-18-15 [4]	08/26/2022	Parcel 11, perimeter soil gas-11-18	<100	<100	<20	<100	<100	**120**	<100	**2,100**	<10	--	--	--	--	--	<100
11.13	11.13-AA-101222	10/12/2022	RESAMPLE Outdoor air	<0.099	<0.10	<0.10	<0.20	<0.099	<0.17	<0.14	<0.13	<0.13	--	--	--	--	--	--
11.13	11.13-01-101222	10/12/2022	RESAMPLE Living room air (1st Floor)	<0.099	<0.10	<0.10	<0.20	<0.099	<0.17	<0.14	<0.13	<0.13	--	--	--	--	--	--
11.13	11.13-02-101222	10/12/2022	RESAMPLE Bedroom (master) air (1st Floor)	<0.099	<0.10	<0.10	<0.20	<0.099	<0.17	<0.14	**3.2**	<0.13	--	--	--	--	--	--
11.13	11.13-03-101222	10/12/2022	RESAMPLE Bathroom (master) air (1st Floor)	<0.099	<0.10	<0.10	<0.20	<0.099	<0.17	<0.14	<0.13	<0.13	--	--	--	--	--	--
11.13	11.13-04-101222	10/12/2022	RESAMPLE Bedroom (guest) air (1st Floor)	<0.099	<0.10	<0.10	<0.20	<0.099	<0.17	<0.14	**0.21**	<0.13	--	--	--	--	--	--
11.13	PSG-11-21-5 [4]	08/29/2022	Perimeter soil gas-11-21	**120 J+**	<100	<20	<100	<100	**220**	<100	**6,900**	<10	--	--	--	--	--	<100
11.13	PSG-11-21-15 [4]	08/29/2022	Perimeter soil gas-11-21	**560 J+**	<100	<20	<100	<100	**360**	<100	**18,000**	<10	--	--	--	--	--	<100
11.39	11.39-AA-110422	11/04/2022	RESAMPLE Outdoor air	<0.099 UJ	<0.10 UJ	<0.10 UJ	<0.20 UJ	<0.099 UJ	<0.17 UJ	<0.14 UJ	<0.13 UJ	<0.13 UJ	--	--	--	--	--	--
11.39	11.39-01-110422	11/04/2022	RESAMPLE Living room air (1st Floor)	<0.099	<0.10	**0.10**	<0.20	<0.099	<0.17	<0.14	<0.13	<0.13	--	--	--	--	--	--
11.39	11.39-11-110422	11/04/2022	RESAMPLE Living room air (1st Floor) (Replicate)	<0.099	<0.10	**0.11**	<0.20	<0.099	<0.17	<0.14	<0.13	<0.13	--	--	--	--	--	--
11.39	11.39-02-110422	11/04/2022	RESAMPLE Bathroom (guest) air (1st Floor)	<0.099	<0.10	**0.11**	<0.20	<0.099	<0.17	<0.14	<0.13	<0.13	--	--	--	--	--	--
11.39	11.39-03-110422	11/04/2022	RESAMPLE Family room air (1st Floor)	<0.099	<0.10	<0.10	<0.20	<0.099	<0.17	<0.14	<0.13	<0.13	--	--	--	--	--	--
11.39	11.39-04-110422	11/04/2022	RESAMPLE Bedroom (master) air (2nd Floor)	<0.099	<0.10	<0.10	<0.20	<0.099	<0.17	<0.14	<0.13	<0.13	--	--	--	--	--	--
11.39	PSG-11-27-5 [4]	08/30/2022	Parcel 11, perimeter soil gas-11-27	**330 J+**	<100	<20	<100	<100	**380**	<100	**2,500**	<10	--	--	--	--	--	<100
11.39	PSG-11-27-15 [4]	08/30/2022	Parcel 11, perimeter soil gas-11-27	**650 J+**	<100	<20	<100	<100	**310**	<100	**3,400**	<10	--	--	--	--	--	<100
13.20	13.20-SS-090922	09/09/2022	RESAMPLE Garage sub-slab soil gas	**6.3 J**	**11**	**7.5**	**5.2**	**3.8**	<3.4	**19**	<2.7	<1.3	<250	--	--	--	--	--
13.25	13.25-AA-070122	07/01/2022	RESAMPLE Outdoor air	<0.099	<0.10	<0.10	<0.20	<0.099	<0.17	<0.14	<0.13	<0.13	--	--	--	--	--	--
13.25	13.25-01-070122	07/01/2022	RESAMPLE Living room air (1st Floor)	<0.099	<0.10	<0.10	<0.20	<0.099	<0.17 UJ	<0.14	<0.13 UJ	<0.13	--	--	--	--	--	--
13.25	13.25-11-070122	07/01/2022	RESAMPLE Living room air (1st Floor) (Replicate)	<0.099	<0.10	<0.10	<0.20	<0.099	**1.2 J**	<0.14	**0.49 J**	<0.13	--	--	--	--	--	--
13.25	13.25-02-070122	07/01/2022	RESAMPLE Kitchen/family room air (1st Floor)	<0.13	<0.14	<0.14	<0.27	<0.13	<0.23	<0.19	<0.18	<0.17	--	--	--	--	--	--
13.25	13.25-03-070122	07/01/2022	RESAMPLE Bathroom air (1st Floor)	<0.099	<0.10	<0.10	<0.20	<0.099	<0.17	<0.14	<0.13	<0.13	--	--	--	--	--	--
13.25	13.25-04-070122 [6]	07/01/2022	RESAMPLE Bedroom air (2nd Floor)	<0.49	<0.50	**1.6**	<0.98	<0.49	<0.84	<0.67	<0.66	<0.63	--	--	--	--	--	--

TABLE 10

RESIDENTIAL INDOOR AIR AND SOIL GAS SAMPLING RESULTS
Former Ford Aeronutronic Facility
Newport Beach, California

Building ID	Sample ID	Date [2]	Location Description	Volatile Organic Compounds [1] (µg/m³)									Leak Detection Compounds [1]					
				1,1-DCE	1,1-DCA	1,2-DCA	cis-1,2-DCE	trans-1,2-DCE	PCE	1,1,1-TCA	TCE	Vinyl Chloride	Helium (ppmv)	Heptane (µg/m³)	Hexane (µg/m³)	Pentane (µg/m³)	TFA (µg/m³)	DFA (µg/m³)
13.25	13.25-SS-070122	07/01/2022	RESAMPLE Garage sub-slab soil gas	<2.0 UJ	<2.0 UJ	<2.0 UJ	<2.0 UJ	<2.0 UJ	<3.4 UJ	<2.7 UJ	<2.7	<1.3 UJ	<250	--	--	--	--	--
13.29	13.29-AA-120222	12/02/2022	Outdoor air	<0.099	<0.10	<0.10	<0.20	<0.099	<0.17	<0.14	<0.13	<0.13	--	--	--	--	--	--
13.29	13.29-01-120222	12/02/2022	Living room air (1st Floor)	<0.099	<0.10	**0.15**	<0.20	<0.099	<0.17	<0.14	<0.13	<0.13	--	--	--	--	--	--
13.29	13.29-02-120222	12/02/2022	Bathroom air (1st Floor)	<0.099	<0.10	**0.10**	<0.20	<0.099	<0.17	<0.14	<0.13	<0.13	--	--	--	--	--	--
13.29	13.29-03-120222	12/02/2022	Bedroom (master) air (2nd Floor)	<0.099	<0.10	**0.10 J-**	<0.20	<0.099	<0.17	<0.14	<0.13	<0.13	--	--	--	--	--	--
13.29	13.29-04-120222	12/02/2022	Bathroom air (2nd Floor)	<0.099	<0.10	**0.10 J-**	<0.20	<0.099	<0.17	<0.14	<0.13	<0.13	--	--	--	--	--	--
13.29	13.29-SS-120222	12/02/2022	Garage sub-slab soil gas	<2.0	<2.0	<2.0	<2.0	<2.0	**5.8**	<2.7	<2.7	<1.3	<250	--	--	--	--	--
13.30	13.30-AA-101222	10/12/2022	Outdoor air	<0.099	<0.10	<0.10	<0.20	<0.099	**0.45**	<0.14	**0.14**	<0.13	--	--	--	--	--	--
13.30	13.30-01-101222	10/12/2022	Family room air (1st Floor)	<0.099	<0.10	<0.10	<0.20	<0.099	<0.17	<0.14	<0.13	<0.13	--	--	--	--	--	--
13.30	13.30-02-101222 [6]	10/12/2022	Bathroom air (1st Floor)	<0.38	<0.39	<0.39	<0.76	<0.38	<0.65	<0.52	<0.52	<0.49	--	--	--	--	--	--
13.30	13.30-03-101222	10/12/2022	Living room air (1st Floor)	<0.099	<0.10	<0.10	<0.20	<0.099	<0.17	<0.14	<0.13	<0.13	--	--	--	--	--	--
13.30	13.30-04-101222	10/12/2022	Bathroom (master) air (2nd Floor)	<0.099	<0.10	<0.10	<0.20	<0.099	<0.17	<0.14	<0.13	<0.13	--	--	--	--	--	--
13.30	13.30-SS-101222	10/12/2022	Garage sub-slab soil gas	<2.0	<2.0	<2.0	<2.0	<2.0	<3.4	<2.7	<2.7	<1.3	<250	--	--	--	--	--
13.33	13.33-AA-102122	10/21/2022	RESAMPLE Outdoor air	<0.099	<0.10	<0.10	<0.20	<0.099	<0.17	<0.14	**0.13**	<0.13	--	--	--	--	--	--
13.33	13.33-01-102122	10/21/2022	RESAMPLE Family room air (1st Floor)	<0.099	<0.10	**0.51**	<0.20	<0.099	<0.17	<0.14	<0.13	<0.13	--	--	--	--	--	--
13.33	13.33-02-102122	10/21/2022	RESAMPLE Bathroom air (1st Floor)	<0.099	<0.10	**0.42**	<0.20	<0.099	<0.17	<0.14	<0.13	<0.13	--	--	--	--	--	--
13.33	13.33-03-102122	10/21/2022	RESAMPLE Bedroom (master) air (2nd Floor)	<0.23	<0.23	**0.63**	<0.45	<0.23	<0.39	<0.31	<0.31	<0.29	--	--	--	--	--	--
13.33	13.33-04-102122	10/21/2022	RESAMPLE Bedroom (kid's) air (2nd Floor)	<0.099	<0.10	**0.72**	<0.20	<0.099	<0.17	<0.14	<0.13	<0.13	--	--	--	--	--	--
13.33	13.33-SS-102122	10/21/2022	RESAMPLE Garage sub-slab soil gas	<2.0	<2.0	<2.0	<2.0	<2.0	**7.1**	<2.7	<2.7	<1.3	<250	--	--	--	--	--
13.38	13.38-AA-092322	09/23/2022	RESAMPLE Outdoor air	<0.099	<0.10	<0.10	<0.20	<0.099	<0.17	<0.14	<0.13	<0.13	--	--	--	--	--	--
13.38	13.38-01-092322	09/23/2022	RESAMPLE Family room air (1st Floor)	<0.099	<0.10	**0.35**	<0.20	<0.099	**0.42**	<0.14	<0.13	<0.13	--	--	--	--	--	--
13.38	13.38-02-092322	09/23/2022	RESAMPLE Living room air (1st Floor)	<0.099	<0.10	**0.39**	<0.20	<0.099	**0.49**	<0.14	<0.13	<0.13	--	--	--	--	--	--
13.38	13.38-03-092322	09/23/2022	RESAMPLE Bedroom (master) air (2nd Floor)	<0.099	<0.10	**0.44**	<0.20	<0.099	**0.45**	<0.14	<0.13	<0.13	--	--	--	--	--	--
13.38	13.38-04-092322	09/23/2022	RESAMPLE Bathroom air (2nd Floor)	<0.099	<0.10	**0.64**	<0.20	<0.099	**0.44**	<0.14	<0.13	<0.13	--	--	--	--	--	--
13.38	13.38-SS-092322	09/23/2022	RESAMPLE Garage sub-slab soil gas	<2.0	<2.0	<2.0	<2.0	<2.0	<3.4	<2.7	<2.7	<1.3	<250	--	--	--	--	--
13.115	13.115-AA-090922	09/09/2022	RESAMPLE Outdoor air	<0.099	<0.10	<0.10	<0.20	<0.099	<0.17	<0.14	<0.13	<0.13	--	--	--	--	--	--
13.115	13.115-01-090922	09/09/2022	RESAMPLE Kitchen air (1st Floor)	<0.099	<0.10	**0.93**	<0.20	<0.099	**1.6 J**	<0.14	**0.74 J**	<0.13	--	--	--	--	--	--
13.115	13.115-11-090922	09/09/2022	RESAMPLE Kitchen air (1st Floor) (Replicate)	<0.099	<0.10	**0.98**	<0.20	<0.099	**0.30 J**	<0.14	**0.14 J**	<0.13	--	--	--	--	--	--
13.115	13.115-02-090922	09/09/2022	RESAMPLE Bathroom air (1st Floor)	<0.099	<0.10	<0.10	<0.20	<0.099	<0.17	<0.14	<0.13	<0.13	--	--	--	--	--	--
13.115	13.115-03-090922	09/09/2022	RESAMPLE Bedroom (master) air (2nd Floor)	<0.099	<0.10	<0.10	<0.20	<0.099	<0.17	<0.14	<0.13	<0.13	--	--	--	--	--	--
13.115	13.115-04-090922	09/09/2022	RESAMPLE Bedroom (kids) air (2nd Floor)	<0.099	<0.10	<0.10	<0.20	<0.099	<0.17	<0.14	<0.13	<0.13	--	--	--	--	--	--
13.115	13.115-SS-090922	09/09/2022	RESAMPLE Garage sub-slab soil gas	<2.0	<2.0	<2.0	<2.0	<2.0	<3.4	<2.7	**11**	<1.3	**530**	--	--	--	--	--
13.128	13.128-AA-111822	11/18/2022	RESAMPLE Outdoor air	<0.099	<0.10	<0.10	<0.20	<0.099	<0.17	<0.14	<0.13	<0.13	--	--	--	--	--	--
13.128	13.128-01-111822-M	11/18/2022	RESAMPLE Family room air (1st Floor) (M)	<0.099	<0.10	**0.17**	<0.20	<0.099	<0.17	<0.14	<0.13	<0.13	--	--	--	--	--	--
13.128	13.128-02-111822-M	11/18/2022	RESAMPLE Bathroom (guest) air (1st Floor) (M)	<0.099	<0.10	**0.13**	<0.20	<0.099	<0.17	<0.14	<0.13	<0.13	--	--	--	--	--	--
13.128	13.128-03-111822-M	11/18/2022	RESAMPLE Bedroom (master) air (2nd Floor) (M)	<0.099	<0.10	**0.12**	<0.20	<0.099	<0.17	<0.14	<0.13	<0.13	--	--	--	--	--	--
13.128	13.128-04-111822-M	11/18/2022	RESAMPLE Bedroom (guest) air (2nd Floor) (M)	<0.099	<0.10	**0.12**	<0.20	<0.099	<0.17	<0.14	<0.13	<0.13	--	--	--	--	--	--
13.128	13.128-PSG-S-120122	12/01/2022	Parcel 13, perimeter soil gas (South)	**1,500**	**10**	**22**	**22**	**2.9**	**410**	<2.7	**3,500**	<1.3	<250	--	--	--	--	--
13.128	13.128-PSG-W-120122	12/01/2022	Parcel 13, perimeter soil gas (West)	**15**	<2.0	<2.0	**6.4**	<2.0	**21**	<2.7	**190**	<1.3	<250	--	--	--	--	--
13.130	13.130-AA-091422	09/14/2022	RESAMPLE Outdoor air	<0.099	<0.10	<0.10	<0.20	<0.099	<0.17	<0.14	<0.13	<0.13	--	--	--	--	--	--
13.130	13.130-01-091422	09/14/2022	RESAMPLE Living room air (1st Floor)	<0.13	<0.14	<0.14	<0.27	<0.13	**0.33**	<0.18	<0.18 UJ	<0.17	--	--	--	--	--	--
13.130	13.130-11-091422	09/14/2022	RESAMPLE Living room air (1st Floor) (Replicate)	<0.099	<0.10	<0.10	<0.20	<0.099	**0.34**	<0.14	**0.46 J**	<0.13	--	--	--	--	--	--
13.130	13.130-02-091422	09/14/2022	RESAMPLE Bathroom (guest) air (1st Floor)	<0.099	<0.10	<0.10	<0.20	<0.099	**0.46**	<0.14	<0.13	<0.13	--	--	--	--	--	--
13.130	13.130-03-091422	09/14/2022	RESAMPLE Bedroom (master) air (2nd Floor)	<0.099	<0.10	<0.10	<0.20	<0.099	**0.24**	<0.14	<0.13	<0.13	--	--	--	--	--	--
13.130	13.130-04-091422	09/14/2022	RESAMPLE Bathroom air (2nd Floor)	<0.099	<0.10	<0.10	<0.20	<0.099	**0.35**	<0.14	<0.13	<0.13	--	--	--	--	--	--
13.130	13.130-SS-091422	09/14/2022	RESAMPLE Garage sub-slab soil gas	<2.0	<2.0	<2.0	<2.0	<2.0	**14**	<2.7	**3.6**	<1.3	--	--	--	--	--	--
13.132	13.132-SS-072122	07/21/2022	RESAMPLE Garage sub-slab soil gas	<2.0	<2.0	<2.0	<2.0	<2.0	**7.1**	<2.7	<2.7	<1.3	<250	--	--	--	--	--
13.138	13.138-AA-080522	08/05/2022	RESAMPLE Outdoor air	<0.099	<0.10	<0.10	<0.20	<0.099	<0.17	<0.14	<0.13	<0.13	--	--	--	--	--	--
13.138	13.138-01-080522	08/05/2022	RESAMPLE Living room air (1st Floor)	<0.099	<0.10	**0.69**	<0.20	<0.099	<0.17	<0.14	<0.13	<0.13	--	--	--	--	--	--
13.138	13.138-02-080522	08/05/2022	RESAMPLE Bedroom (office) air (2nd Floor)	<0.099	<0.10	**0.61**	<0.20	<0.099	<0.17	<0.14	<0.13	<0.13	--	--	--	--	--	--
13.138	13.138-03-080522	08/05/2022	RESAMPLE Bathroom air (1st Floor)	<0.099	<0.10	**0.60**	<0.20	<0.099	<0.17	<0.14	<0.13	<0.13	--	--	--	--	--	--
13.138	13.138-04-080522	08/05/2022	RESAMPLE Family room air (1st Floor)	<0.099	<0.10	**0.72**	<0.20	<0.099	<0.17	<0.14	<0.13	<0.13	--	--	--	--	--	--
13.138	13.138-SS-080522	08/05/2022	RESAMPLE Garage sub-slab soil gas	<2.0	<2.0	<2.0	<2.0	<2.0	<3.4	<2.7	<2.7	<1.3	<250	--	--	--	--	--
13.143	13.143-AA-080522	08/05/2022	RESAMPLE Outdoor air	<0.099	<0.10	**0.30**	<0.20	<0.099	<0.17	<0.14	<0.13	<0.13	--	--	--	--	--	--
13.143	13.143-01-080522 [6]	08/05/2022	RESAMPLE Living room air (1st Floor)	<0.26	<0.27	**2.0**	<0.52	<0.26	**0.74**	<0.36	<0.35	<0.33	--	--	--	--	--	--
13.143	13.143-02-080522	08/05/2022	RESAMPLE Bathroom (guest) air (1st Floor)	<0.099	<0.10	**2.2**	<0.20	<0.099	<0.17	<0.14	<0.13	<0.13	--	--	--	--	--	--

TABLE 10

RESIDENTIAL INDOOR AIR AND SOIL GAS SAMPLING RESULTS
Former Ford Aeronutronic Facility
Newport Beach, California

Building ID	Sample ID	Date [2]	Location Description	Volatile Organic Compounds [1] (µg/m³)									Leak Detection Compounds [1]					
				1,1-DCE	1,1-DCA	1,2-DCA	cis-1,2-DCE	trans-1,2-DCE	PCE	1,1,1-TCA	TCE	Vinyl Chloride	Helium (ppmv)	Heptane (µg/m³)	Hexane (µg/m³)	Pentane (µg/m³)	TFA (µg/m³)	DFA (µg/m³)
13.143	13.143-03-080522	08/05/2022	RESAMPLE Bedroom (master) air (1st Floor)	<0.099	<0.10	**1.8**	<0.20	<0.099	<0.17	<0.14	<0.13	<0.13	--	--	--	--	--	--
13.143	13.143-04-080522	08/05/2022	RESAMPLE Bedroom (office) air (2nd Floor)	<0.099	<0.10	**3.6**	<0.20	<0.099	<0.17	<0.14	<0.13	<0.13	--	--	--	--	--	--
13.143	13.143-SS-080522	08/05/2022	RESAMPLE Garage sub-slab soil gas	<2.0	<2.0	<2.0	<2.0	<2.0	**33**	<2.7	**96**	<1.3	<250	--	--	--	--	--
13.148	13.148-AA-102122	10/21/2022	RESAMPLE Outdoor air	<0.099	<0.10	<0.10	<0.20	<0.099	<0.17	<0.14	<0.13	<0.13	--	--	--	--	--	--
13.148	13.148-01-102122	10/21/2022	RESAMPLE Living room air (1st Floor)	<0.099 UJ	<0.10 UJ	**0.77 J**	<0.20 UJ	<0.099 UJ	<0.17 UJ	<0.14 UJ	**0.21 J**	<0.13 UJ	--	--	--	--	--	--
13.148	13.148-02-102122	10/21/2022	RESAMPLE Bathroom air (1st Floor)	<0.099	<0.10	**0.64**	<0.20	<0.099	<0.17	<0.14	<0.13	<0.13	--	--	--	--	--	--
13.148	13.148-03-102122	10/21/2022	RESAMPLE Bedroom air (2nd Floor)	<0.099 UJ	<0.10 UJ	**0.50 J**	<0.20 UJ	<0.099 UJ	<0.17 UJ	<0.14 UJ	<0.13 UJ	<0.13 UJ	--	--	--	--	--	--
13.148	13.148-04-102122	10/21/2022	RESAMPLE Bathroom air (2nd Floor)	<0.099	<0.10	**0.67**	<0.20	<0.099	<0.17	<0.14	<0.13	<0.13	--	--	--	--	--	--
13.148	13.148-SS-102122	10/21/2022	RESAMPLE Garage sub-slab soil gas	<2.0	<2.0	<2.0	<2.0	<2.0	<3.4	<2.7	<2.7	<1.3	<250	--	--	--	--	--
13.151	13.151-AA-121622	12/16/2022	RESAMPLE Outdoor air	<0.099	<0.10	<0.10	<0.20	<0.099	<0.17	<0.14	<0.13	<0.13	--	--	--	--	--	--
13.151	13.151-01-121622	12/16/2022	RESAMPLE Living room air (1st Floor)	<0.099	<0.10	**0.35**	<0.20	<0.099	<0.17	<0.14	**0.17**	<0.13	--	--	--	--	--	--
13.151	13.151-11-121622	12/16/2022	RESAMPLE Living room air (1st Floor) (Replicate)	<0.17	<0.18	**0.29**	<0.35	<0.17	<0.30	<0.24	<0.24	<0.22	--	--	--	--	--	--
13.151	13.151-02-121622	12/16/2022	RESAMPLE Bathroom air (1st Floor)	<0.099	<0.10	**0.25**	<0.20	<0.099	**0.17**	<0.14	<0.13	<0.13	--	--	--	--	--	--
13.151	13.151-03-121622 [6]	12/16/2022	RESAMPLE Bedroom (master) air (2nd Floor)	<0.23	<0.23	**0.43**	<0.46	<0.23	<0.39	<0.32	**0.70**	<0.30	--	--	--	--	--	--
13.151	13.151-04-121622	12/16/2022	RESAMPLE Bathroom air (2nd Floor)	<0.099	<0.10	**0.29**	<0.20	<0.099	<0.17	<0.14	<0.13	<0.13	--	--	--	--	--	--
13.151	13.151-SS-121622	12/16/2022	RESAMPLE Garage sub-slab soil gas	<2.0	<2.0	<2.0	<2.0	<2.0	<3.4	<2.7	<2.7	<1.3	<250	--	--	--	--	--
13.159	13.159-AA-110422	11/04/2022	RESAMPLE Outdoor air	<0.099	<0.10	<0.10	<0.20	<0.099	<0.17	<0.14	<0.13	<0.13	--	--	--	--	--	--
13.159	13.159-01-110422	11/04/2022	RESAMPLE Living room air (1st Floor)	<0.099	<0.10	**0.12**	<0.20	<0.099	<0.17	<0.14	<0.13	<0.13	--	--	--	--	--	--
13.159	13.159-02-110422	11/04/2022	RESAMPLE Bathroom air (1st Floor)	<0.099	<0.10	**0.21**	<0.20	<0.099	<0.17	<0.14	<0.13	<0.13	--	--	--	--	--	--
13.159	13.159-03-110422	11/04/2022	RESAMPLE Bedroom (master) air (2nd Floor)	<0.099	<0.10	<0.10	<0.20	<0.099	<0.17	<0.14	<0.13	<0.13	--	--	--	--	--	--
13.159	13.159-04-110422	11/04/2022	RESAMPLE Bathroom air (2nd Floor)	<0.099	<0.10	<0.10	<0.20	<0.099	<0.17	<0.14	<0.13	<0.13	--	--	--	--	--	--
13.159	13.159-SS-110422	11/04/2022	RESAMPLE Garage sub-slab soil gas	<2.0	<2.0	<2.0	<2.0	<2.0	<3.4	<2.7	<2.7	<1.3	<250	--	--	--	--	--
13.166	13.166-AA-090222	09/02/2022	RESAMPLE Outdoor air	<0.099	<0.10	<0.10	<0.20	<0.099	<0.17	<0.14	<0.13	<0.13	--	--	--	--	--	--
13.166	13.166-01-090222	09/02/2022	RESAMPLE Living room air (1st Floor)	<0.099	<0.10	**0.11**	<0.20	<0.099	<0.17	<0.14	**0.17**	<0.13	--	--	--	--	--	--
13.166	13.166-02-090222	09/02/2022	RESAMPLE Bathroom (guest) air (1st Floor)	<0.13	<0.13	<0.13	<0.25	<0.13	<0.22	<0.17	<0.17	<0.16	--	--	--	--	--	--
13.166	13.166-03-090222	09/02/2022	RESAMPLE Family room/den air (1st Floor)	<0.099	<0.10	<0.10	<0.20	<0.099	<0.17	<0.14	<0.13	<0.13	--	--	--	--	--	--
13.166	13.166-04-090222	09/02/2022	RESAMPLE Bedroom (master) air (2nd Floor)	<0.099	<0.10	<0.10	<0.20	<0.099	<0.17	<0.14	<0.13	<0.13	--	--	--	--	--	--
13.166	13.166-05-090222	09/02/2022	RESAMPLE Bathroom (master) air (2nd Floor)	<0.099	<0.10	<0.10	<0.20	<0.099	<0.17	<0.14	<0.13	<0.13	--	--	--	--	--	--
13.166	13.166-06-090222	09/02/2022	RESAMPLE Kitchen air (1st Floor)	<0.099	<0.10	**0.17**	<0.20	<0.099	**0.25**	<0.14	**0.21**	<0.13	--	--	--	--	--	--
13.166	13.166-SS-090922	09/09/2022	RESAMPLE Garage sub-slab soil gas	<2.0	<2.0	<2.0	<2.0	<2.0	<3.4	<2.7	<2.7	<1.3	<250	--	--	--	--	--
13.167	13.167-AA-072222	07/22/2022	RESAMPLE Outdoor air	<0.099	<0.10	<0.10	<0.20	<0.099	<0.17	<0.14	<0.13	<0.13	--	--	--	--	--	--
13.167	13.167-01-072222	07/22/2022	RESAMPLE Dining room air (1st Floor)	<0.099	<0.10	<0.10	<0.20	<0.099	<0.17	<0.14	<0.13	<0.13	--	--	--	--	--	--
13.167	13.167-11-072222	07/22/2022	RESAMPLE Dining room air (1st Floor) (Replicate)	<0.099	<0.10	<0.10	<0.20	<0.099	<0.17	<0.14	<0.13	<0.13	--	--	--	--	--	--
13.167	13.167-02-072222	07/22/2022	RESAMPLE Bathroom air (1st Floor)	<0.099	<0.10	<0.10	<0.20	<0.099	<0.17	<0.14	<0.13	<0.13	--	--	--	--	--	--
13.167	13.167-03-072222	07/22/2022	RESAMPLE Bedroom (master) air (2nd Floor)	<0.099	<0.10	**0.49**	<0.20	<0.099	**0.27**	<0.14	**0.66**	<0.13	--	--	--	--	--	--
13.167	13.167-04-072222	07/22/2022	RESAMPLE Bathroom air (2nd Floor)	<0.099	<0.10	<0.10	<0.20	<0.099	<0.17	<0.14	<0.13	<0.13	--	--	--	--	--	--
13.167	13.167-SS-072222	07/22/2022	RESAMPLE Garage sub-slab soil gas	<2.0	**2.2**	<2.0	<2.0	<2.0	<3.4	<2.7	**24**	<1.3	<590	--	--	--	--	--
16.019	16.019-AA-070122	07/01/2022	RESAMPLE Outdoor air	<0.099	<0.10	<0.10	<0.20	<0.099	<0.17	<0.14	<0.13	<0.13	--	--	--	--	--	--
16.019	16.019-01-070122	07/01/2022	RESAMPLE Living room air (1st Floor)	<0.099	<0.10	**0.57**	<0.20	<0.099	<0.17	<0.14	<0.13	<0.13	--	--	--	--	--	--
16.019	16.019-02-070122	07/01/2022	RESAMPLE Bathroom air (1st Floor)	<0.099	<0.10	**0.55**	<0.20	<0.099	<0.17	<0.14	<0.13	<0.13	--	--	--	--	--	--
16.019	16.019-03-070122	07/01/2022	RESAMPLE Bedroom (master) air (2nd Floor)	<0.099	<0.10	**0.46**	<0.20	<0.099	<0.17	<0.14	**0.45**	<0.13	--	--	--	--	--	--
16.019	PSG-16-07-5 [4]	05/18/2022	Parcel 16, perimeter soil gas-16-07	<4.0	<4.0	<4.0	<4.0	<4.0	<4.0	<4.0	<4.0	<4.0	--	<40	<40	<40	--	--
16.019	PSG-16-07-15 [4]	05/18/2022	Parcel 16, perimeter soil gas-16-07	**297**	**5.0**	<4.0	**25**	**13**	<4.0	<4.0	<4.0	**102**	--	<40	<40	<40	--	--
16.019	PSG-16-08-5 [4]	05/19/2022	Parcel 16, perimeter soil gas-16-08	<4.0	<4.0	<4.0	<4.0	<4.0	<4.0	<4.0	<4.0	<4.0	--	<40	<40	<40	--	--
16.019	PSG-16-08-15 [4]	05/19/2022	Parcel 16, perimeter soil gas-16-08	**68**	**14**	<4.0	**43**	**22**	<4.0	<4.0	<4.0	**105**	--	<40	<40	<40	--	--
16.019	PSG-16-08-15 REP [4]	05/19/2022	Parcel 16, perimeter soil gas-16-08 (Replicate)	**69**	**14**	<4.0	**45**	**23**	<4.0	<4.0	<4.0	**101**	--	<40	<40	<40	--	--
16.019	PSG-16-09-5 [4]	05/18/2022	Parcel 16, perimeter soil gas-16-09	<4.0	<4.0	<4.0	<4.0	<4.0	<4.0	<4.0	<4.0	<4.0	--	<40	<40	<40	--	--
16.019	PSG-16-09-15 [4]	05/18/2022	Parcel 16, perimeter soil gas-16-09	<4.0	<4.0	<4.0	<4.0	<4.0	<4.0	<4.0	<4.0	<4.0	--	<40	<40	<40	--	--
16.019	PSG-16-10-5 [4]	05/18/2022	Parcel 16, perimeter soil gas-16-10	<4.0	<4.0	<4.0	<4.0	<4.0	<4.0	<4.0	<4.0	<4.0	--	<40	<40	<40	--	--
16.019	PSG-16-10-15 [4]	05/18/2022	Parcel 16, perimeter soil gas-16-10	**182**	<4.0	<4.0	<4.0	<4.0	<4.0	<4.0	<4.0	**141**	--	<40	<40	<40	--	--
16.030	16.030-AA-120222	12/02/2022	Outdoor air	<0.099	<0.10	<0.10	<0.20	<0.099	**0.20**	<0.14	<0.13	<0.13	--	--	--	--	--	--
16.030	16.030-01-120222	12/02/2022	Living room air (1st Floor)	<0.099	<0.10	**0.25**	<0.20	<0.099	**240**	<0.14	<0.13	<0.13	--	--	--	--	--	--
16.030	16.030-02-120222	12/02/2022	Bathroom air (2nd Floor)	<0.099	<0.10	**0.60 J-**	<0.20	<0.099	**350**	<0.14	<0.13	<0.13	--	--	--	--	--	--
16.030	16.030-03-120222	12/02/2022	Bedroom (master) air (2nd Floor)	<0.099	<0.10	**0.62 J-**	<0.20	<0.099	**280**	<0.14	<0.13	<0.13	--	--	--	--	--	--
16.032	16.032-AA-110422	11/04/2022	RESAMPLE Outdoor air	<0.099	<0.10	<0.10	<0.20	<0.099	**0.27**	<0.14	<0.13	<0.13	--	--	--	--	--	--

TABLE 10

RESIDENTIAL INDOOR AIR AND SOIL GAS SAMPLING RESULTS
Former Ford Aeronutronic Facility
Newport Beach, California

Building ID	Sample ID	Date [2]	Location Description	Volatile Organic Compounds [1] (µg/m³)									Leak Detection Compounds [1]					
				1,1-DCE	1,1-DCA	1,2-DCA	cis-1,2-DCE	trans-1,2-DCE	PCE	1,1,1-TCA	TCE	Vinyl Chloride	Helium (ppmv)	Heptane (µg/m³)	Hexane (µg/m³)	Pentane (µg/m³)	TFA (µg/m³)	DFA (µg/m³)
16.032	16.032-01-110422	11/04/2022	RESAMPLE Dining room air (1st Floor)	<0.099	<0.10	**0.15**	<0.20	<0.099	**0.81**	<0.14	<0.13	<0.13	--	--	--	--	--	--
16.032	16.032-02-110422	11/04/2022	RESAMPLE Bathroom air (1st Floor)	<0.099 UJ	<0.10 UJ	**0.20 J**	<0.20 UJ	<0.099 UJ	<0.17 UJ	<0.14 UJ	**1.6 J**	<0.13 UJ	--	--	--	--	--	--
16.032	16.032-03-110422	11/04/2022	RESAMPLE Bedroom (master) air (1st Floor)	<0.099	<0.10	**0.22**	<0.20	<0.099	**0.57**	<0.14	<0.13	<0.13	--	--	--	--	--	--
16.032	PSG-16-11-5 [4]	10/06/2022	Parcel 16, perimeter soil gas-16-11	<100 UJ	<100 UJ	<20 UJ	<100 UJ	<100 UJ	<20 UJ	<100 UJ	<20 UJ	<10 UJ	--	--	--	--	--	<100
16.032	PSG-16-11-15 [4]	10/06/2022	Parcel 16, perimeter soil gas-16-11	<100	<100	<20	<100	<100	<20	<100	<20	<10	--	--	--	--	--	<100
22.002	22.002-AA-081022	08/10/2022	RESAMPLE Outdoor air	<0.099	<0.10	<0.10	<0.20	<0.099	<0.17	<0.14	<0.13	<0.13	--	--	--	--	--	--
22.002	22.002-01-081022	08/10/2022	RESAMPLE Living room air (2nd Floor)	<0.099	<0.10	<0.10	<0.20	<0.099	<0.17	<0.14	<0.13	<0.13	--	--	--	--	--	--
22.002	22.002-02-081022	08/10/2022	RESAMPLE Bathroom air (2nd Floor)	<0.099	<0.10	<0.10	<0.20	<0.099	<0.17	<0.14	<0.13	<0.13	--	--	--	--	--	--
22.002	22.002-03-081022	08/10/2022	RESAMPLE Bedroom (master) air (1st Floor)	<0.099	<0.10	<0.10	<0.20	<0.099	<0.17	<0.14	**0.37**	<0.13	--	--	--	--	--	--
22.002	22.002-04-081022	08/10/2022	RESAMPLE Storage room air (1st Floor)	<0.099	<0.10	<0.10	<0.20	<0.099	<0.17	<0.14	<0.13	<0.13	--	--	--	--	--	--
22.002	22.002-CS-081022	08/10/2022	RESAMPLE Crawl space air	<0.099	<0.10	<0.10	<0.20	<0.099	<0.17	<0.14	<0.13	<0.13	--	--	--	--	--	--
22.002	22.002-SS-081022	08/10/2022	RESAMPLE Garage sub-slab soil gas	<2.0	<2.0	<2.0	**2.9**	<2.0	**3.9**	<2.7	**7.9**	<1.3	<250	--	--	--	--	--
22.007	22.007-AA-080522	08/05/2022	RESAMPLE Outdoor air	<0.099	<0.10	<0.10	<0.20	<0.099	<0.17	<0.14	<0.13	<0.13	--	--	--	--	--	--
22.007	22.007-01-080522	08/05/2022	RESAMPLE Living room air (2nd Floor)	<0.099	<0.10	<0.10	<0.20	<0.099	<0.17	<0.14	**0.25**	<0.13	--	--	--	--	--	--
22.007	22.007-02-080522	08/05/2022	RESAMPLE Bathroom air (2nd Floor)	<0.099	<0.10	<0.10	<0.20	<0.099	<0.17	<0.14	**0.23**	<0.13	--	--	--	--	--	--
22.007	22.007-03-080522	08/05/2022	RESAMPLE Storage room air (1st Floor)	**0.12**	<0.10	<0.10	<0.20	<0.099	<0.17	<0.14	**0.31**	<0.13	--	--	--	--	--	--
22.007	22.007-04-080522	08/05/2022	RESAMPLE Bedroom (master) air (1st Floor)	**0.099**	<0.10	<0.10	<0.20	<0.099	<0.17	<0.14	**0.25**	<0.13	--	--	--	--	--	--
22.007	22.007-CS-080522	08/05/2022	RESAMPLE Crawl space air	**0.11**	<0.10	<0.10	<0.20	<0.099	<0.17	<0.14	**0.29**	<0.13	--	--	--	--	--	--
22.007	22.007-SS-080522	08/05/2022	RESAMPLE Garage sub-slab soil gas	**12**	<2.0	<2.0	<2.0	<2.0	<3.4	<2.7	**46**	<1.3	<250	--	--	--	--	--
Screening Levels																		
Indoor Air Residential Screening Level (Long-term) [7]				73	1.8	0.11	8.3	83	0.46	1000	0.48	0.0095	--	--	--	--	--	--
TCE Indoor Air Residential Accelerated Response Action Level (Short-term) [8]				--	--	--	--	--	--	--	2	--	--	--	--	--	--	--
TCE Indoor Air Residential Urgent Response Action Level (Short-term) [8]				--	--	--	--	--	--	--	6	--	--	--	--	--	--	--

Notes

1. Indoor and outdoor air samples were analyzed for VOCs in accordance with U.S. EPA TO-15 SIM by Eurofins Calscience LLC of Tustin, California on a Rush 48 hour turn-around-time. Soil gas samples associated with the indoor sampling were:
   - collected by Wood staff and analyzed by Eurofins Calscience LLC using U.S. EPA Method TO-15 for VOCs and ASTM D-1946 (M) for helium, used as a leak detection compound, or
   - collected and analyzed by Jones Environmental, Inc. Santa Fe Springs, California using U.S. EPA Method 8260B. Jones used n-pentane, n-hexane, and n-heptane as leak detection compounds.
2. Indoor and ambient air samples were collected over a 24-hour period ending on the date shown. A series of historically notable storms occured in California in December 2022; however, rain accumulations were less than 0.5 inch over any 24-hour period of time during the storms bases on weather stations within 1.5 miles of the Site.
3. Analyte detections are shown in **bold**.
4. Perimeter soil gas samples were collected from a nearby location.
5. Indoor air sample results that exceed the Residential Screening Level (Long-term) for indoor air are highlighted in yellow. 1,2-DCA in indoor air is often associated with other sources and not vapor intrusion. Therefore, consistent with the Water Board's approved approach, on October 23, 2018, if 1,2-DCA is not detected above the RL in associated sub-slab or perimeter soil gas samples, its presence in indoor air is not considered related to vapor intrusion and is not compared to its long-term screening level. The Water Board's approved an additional rule on January 3, 2022 that was implemented on results starting on January 1, 2022. If 1,2-DCA is detected in the associated sub-slab or perimeter soil gas samples, the average concentrations in indoor air of 1,2-DCA and trichloroethene (TCE) are compared to their respective average detected soil gas concentrations to calculate property-specific 1,2-DCA and TCE attenuation factors (AFs). Then, the ratio of the 1,2-DCA AF to the TCE AF is calculated. If the ratio is greater than 100, the presence of 1,2-DCA in indoor air is unlikely to be from vapor intrusion. If this criterion is met, then indoor air concentrations of 1,2-DCA are not compared to its long-term screening level. In addition, if no associated sub-slab or perimeter soil gas samples were collected from a location (or were rejected), potential vapor intrusion could not be evaluated, and indoor air results of 1,2-DCA are not compared to its screening levels.
6. This sample was not collected in accordance with the Indoor Work Plan: the canister vacuum was measured by the laboratory upon receipt as greater than -20 inches of mercury; based on the Indoor Work Plan, samples with final vacuums of -20 inches of mercury or greater should be rejected. However, despite elevated reporting limits and the deviation from the Indoor Work Plan, the data can be used as one line of evidence to help assess whether vapor intrusion is occurring or not based on the entire body of data available (e.g., the other indoor samples, the relevant soil gas samples, the ambient sample).
7. U.S. EPA 2017 Regional Screening Level and 2016 San Francisco Water Quality Control Board Environmental Screening Levels.
8. DTSC 2014 Human Health Risk Assessment Note 5: Health-based Indoor Screening Criteria for Trichloroethylene (TCE).

Abbreviations and Data Qualifiers

-- = not applicable
< = The constituent was not detected at or above the laboratory reporting limit shown.
µg/m³ = micrograms per meter cubed
AA = ambient air
CS = crawl space
DCA = dichloroethane
DCE = dichloroethene
DFA = difluoroethane
DTSC = Department of Toxic Substance Control
J = The result is an estimated quantity. The associated numerical value is the approximate concentration of the analyte in the sample.
J- = The result is an estimated quantity, but the result may be biased low.
J+ = The result is an estimated quantity, but the result may be biased high.
M = Mitigated; indoor air samples collected at homes with air purifier(s) represent mitigated indoor air conditions.
PCE = tetrachloroethene
ppmv = parts per million by volume
PSG = perimeter soil gas
R = The reported value is rejected and is considered to be unusable.
REP = replicate sample
RESAMPLE = All samples collected after the initial sampling event are labeled as "RESAMPLE".
SIM = selective ion monitoring
SS = sub-slab
TCA = trichloroethane
TCE = trichloroethene
TFA = 1,1,1,2-tetrafluoroethane
UJ = The analyte was analyzed for, but was not detected. The reported quantitation limit is approximate and may be inaccurate or imprecise.
U.S. EPA = U.S. Environmental Protection Agency
VOCs = volatile organic compounds

TABLE 11

COMMERCIAL INDOOR AIR AND SOIL GAS SAMPLING RESULTS
Former Ford Aeronutronic Facility
Newport Beach, California

Building ID	Sample ID	Date	Location Description	Volatile Organic Compounds (µg/m^3)									Leak Detection Compounds			
				1,1-DCE	1,1-DCA	1,2-DCA	cis-1,2-DCE	trans-1,2-DCE	PCE	1,1,1-TCA	TCE	Vinyl Chloride	Helium (ppmv)	Heptane (µg/m^3)	Hexane (µg/m^3)	Pentane (µg/m^3)
No indoor air or soil gas samples were collected from commercial properties during the second semi-annual period of 2022. Historical results are included in Appendix A, Table A-7.																

Abbreviations
µg/m^3 = micrograms per meter cubed
DCA = dichloroethane
DCE = dichloroethene
PCE = tetrachloroethene
ppmv = parts per million by volume
TCA = trichloroethane
TCE = trichloroethene

TABLE 12

SEWER GAS SAMPLING RESULTS
Former Ford Aeronutronic Facility
Newport Beach, California

Sample Location	Parcel	Sample ID	Date Sampled	Location Description	Depth of Sample (feet bgs)	Depth to Water (feet bgs)	Depth to Bottom (feet bgs)	Volatile Organic Compounds ($\mu g/m^3$)								
								1,1-DCE	1,1-DCA	1,2-DCA	cis-1,2-DCE	trans-1,2-DCE	PCE	1,1,1-TCA	TCE	Vinyl Chloride
No sewer gas samples were collected during the second semi-annual period of 2022. Historical results are included in Appendix A, Table A-8.																

Abbreviations
$\mu g/m^3$ = micrograms per meter cubed
bgs = below ground surface
DCA = dichloroethane
DCE = dichloroethene
PCE = tetrachloroethene
TCA = trichloroethane
TCE = trichloroethene

TABLE 13

HAPSITE FIELD SAMPLING RESULTS
Former Ford Aeronutronics Facility
Newport Beach, California.

Sample ID	Sample Location	Floor	Sample Type	Mylar Sheeting Application		Sample Start Time		Analysis Start Time		Reported Concentration		PID (ppm)		Notes
				Date	Time	Date	Time	Date	Time	PCE ($\mu g/m^3$)	TCE ($\mu g/m^3$)	Ambient	Under Mylar	
No HAPSITE samples were collected during the second semi-annual period of 2022. Historical results are included in Appendix A, Table A-9.														

Abbreviations
$\mu g/m^3$ = micrograms per cubic meter
PCE = tetrachloroethene
ppm = parts per million
TCE = trichloroethene

TABLE 14

SHORT-TERM MITIGATION SUMMARY
Former Ford Aeronutronics Facility
Newport Beach, California

Property[1]	Date Offered	Date Accepted	Date Declined	Date Deployed	Locations	Mitigated Sample Date(s)	Date Removed	Service Date and Description
10.09	1/30/2020	2/6/2020	3/11/2020	2/18/2020	Kitchen (1st Floor)	--	2/20/2020	Resident complained of odor from APs. Units were removed on 2/20/2020 and replaced on 3/3/2020.
				2/18/2020	Bedroom (1st Floor)	--	2/20/2020	
				3/3/2020	Kitchen (1st Floor)	3/11/2020	3/11/2020	--
				3/3/2020	Bedroom (1st Floor)	3/11/2020	3/11/2020	
10.10	1/30/2020	2/6/2020	--	2/21/2020	Living room (1st Floor)	3/4/2020, 10/16/2020, 4/28/2021, 1/5/2022, 5/20/2022, 11/4/2022	--	GAC replaced on 5/10/2022. Pre Filter and HEPA filter replaced on 5/10/2022.
				2/21/2020	Bedroom (master) (2nd floor)	3/4/2020, 10/16/2020, 4/28/2021, 1/5/2022, 5/20/2022, 11/4/2022	--	
10.12	1/30/2020	2/12/2020	--	3/13/2020	Living room (1st Floor)	10/23/2020, 5/14/2021, 3/25/2022, 9/23/2022	--	Pre filter and HEPA filter replaced on 9/22/2022. GAC replaced on 3/17/2022
10.17	1/30/2020	2/12/2020	--	2/25/2020	Office (1st Floor)	3/4/2020, 5/19/2021, 6/4/2021, 12/17/2021, 4/13/2022, 8/5/2022, 12/7/2022	--	Pre filter and HEPA filter replaced on 4/12/2022. GAC replaced on 5/28/21.
				2/25/2020	Master bedroom (1st Floor)	3/4/2020, 5/19/2021, 6/4/2021, 12/17/2021, 4/13/2022, 8/5/2022, 12/7/2022	--	
10.18	5/20/2020	--	5/30/2020	--	--	--	--	--
10.19	1/30/2020 9/9/2022	*Response from resident pending*		NA	NA	NA	NA	NA
10.20	5/20/2020	5/26/2020	--	6/2/2020	Living room (1st Floor)	10/28/2020, 7/14/2021, 2/16/2022, 9/02/2022, 10/12/2022	--	Pre-filter and HEPA filter replaced on 8/18/2022. GAC replaced on 8/18/2022.
					Hallway by master bedroom (1st Floor)	10/28/2020, 7/14/2021, 2/16/2022, 9/02/2022, 10/12/2022	--	
10.25	10/25/2021 2/22/2022	11/6/2021 3/2/2022	11/18/2021 3/25/2022	3/10/2022	Living room (1st Floor)	3/25/2022	3/25/2022	--
				3/10/2022	Bedroom (1st Floor)	3/25/2022	3/25/2022	
10.26	1/30/2020 6/4/2021	6/14/2021	--	8/17/2021	Master Bedroom (2nd floor)	8/25/2021, 3/30/2022, 9/28/2022	--	Pre-filter and HEPA filter replaced on 9/27/2022
				8/17/2021	Living room (1st Floor)	8/25/2021, 3/30/2022, 9/28/2022	--	
10.29	1/30/2020	*Response from resident pending*		NA	NA	NA	NA	NA
10.33	1/30/2020 7/26/2021	*Response from resident pending*		NA	NA	NA	NA	NA
10.36	5/20/2020 7/26/2021	*Response from resident pending*		NA	NA	NA	NA	NA
10.37	1/30/2020	2/5/2020	--	2/20/2020	Bathroom (1st Floor)	2/28/2020, 6/18/2021, 7/30/2021, 1/14/2022, 7/13/2022, 9/23/2022	--	AP units switched out on 6/29/2021. Pre filter and HEPA filter replaced on 7/12/2022. GAC replaced on 9/8/2022.
				2/20/2020	Bedroom (master) (2nd Floor)	2/28/2020, 6/18/2021, 7/9/2021, 1/14/2022, 7/13/2022, 9/23/2022	--	
10.38	1/30/2020	2/6/2020	5/22/2020	2/19/2020	Dining room (1st Floor)	2/26/2020	5/22/2020	--
				2/19/2020	Master bedroom (master) (1st Floor)	2/26/2020	5/22/2020	--
10.43	1/30/2020 5/4/2022	6/23/2020	12/22/2021	7/28/2020	Office (1st Floor)	10/21/2020, 6/11/2021, 12/8/2021	12/22/21	Pre filter and HEPA filter replaced on 6/10/2021.
				7/28/2020	Living room (1st Floor)	10/21/2020, 6/11/2021, 12/8/2021	12/22/21	
10.45	1/30/2020	*Response from resident pending*		NA	NA	NA	NA	NA
10.47	8/21/2019	9/19/2019	2/23/2022	10/1/2019	Living room (1st Floor)	10/9/2019, 6/16/2021, 7/9/2021	3/2/2022	Pre filter and HEPA filter replaced on 1/11/2021, GAC replaced on 7/1/2021.
				10/1/2019	Bedroom (master) (1st Floor)	10/9/2019, 6/16/2021, 7/9/2021	3/2/2022	

TABLE 14

SHORT-TERM MITIGATION SUMMARY
Former Ford Aeronutronics Facility
Newport Beach, California

Property[1]	Date Offered	Date Accepted	Date Declined	Date Deployed	Locations	Mitigated Sample Date(s)	Date Removed	Service Date and Description
10.56	9/11/2018	9/11/2018 (verbal)	--	9/11/2018	Bedroom (master) (1st Floor)	9/13/2018, 1/18/2019, 2/28/2020. 6/9/2021, 1/5/2022, 6/8/2022	--	Pre-filter and HEPA filter replaced on 6/2/2022, GAC replaced on 6/2/2022. After maintenance, the AP location in the garage was changed to the guest bedroom on 12/8/20.
				9/11/2018	Garage (1st Floor)	9/13/2018, 1/18/2019, 2/28/2020	12/8/2020	
				12/8/2020	Guest bedroom (1st Floor)	6/9/2021, 1/5/2022, 6/8/2022	--	
10.62	6/26/2019	7/8/2019	--	7/15/2019	Bathroom (1st Floor)	7/19/2019, 7/14/2021	11/18/2021	AP unit switched out on 7/6/2021. Pre Filter and HEPA Filter replaced on 11/17/2022. At some point between July 14, 2021 and November 18, 2021 the air purifier was moved to the first-floor entryway.
				11/18/2021	Entryway (1st Floor)	11/19/2021, 11/18/2022	--	
10.75	1/30/2020	*Response from resident pending*		NA	NA	NA	NA	NA
10.78	1/30/2020	2/21/2020	--	5/26/2020	Master bedroom (1st Floor)	10/14/2020, 6/4/2021, 12/8/2021, 7/13/2022	--	Pre filter and HEPA filter replaced on 5/20/2022, GAC replaced on 5/20/2022.
				5/26/2020	Living room (1st Floor)	10/14/2020, 6/4/2021, 12/8/2021, 7/13/2022	--	
10.85	1/30/2020	3/23/2020	12/8/2021	5/27/2020	Guest bedroom (1st Floor)	10/14/2020, 6/9/2021, 12/8/2021	12/8/2021	Pre filter and HEPA filter replaced on 6/8/2021.
				5/27/2020	Office (2nd Floor)	10/14/2020, 6/9/2021, 12/8/2021	12/8/2021	
11.08	12/22/2022	*Response from resident pending*		NA	NA	NA	NA	NA
11.12	1/30/2020	--	10/22/2020	--	--	--	--	--
11.13	3/14/2019 1/30/2020	--	2/5/2020	--	--	--	--	--
11.43	1/30/2020	2/6/2020	3/6/2020	2/28/2020	Bedroom (1st Floor)	3/6/2020	3/6/2020	--
				2/28/2020	Bedroom (2nd Floor)	3/6/2020	3/6/2020	--
12.001	5/7/2019	5/7/2019 (verbal)	6/7/2019 (verbal)	5/9/2019	Kitchen (1st Floor)	5/24/2019, 6/7/2019	6/7/2019	--
				5/9/2019	Family room (1st Floor)	5/24/2019, 6/7/2019	6/7/2019	--
				5/9/2019	Bedroom (guest) (1st Floor)	5/24/2019, 6/7/2019	6/7/2019	--
				5/9/2019	Dining room (1st Floor)	5/24/2019, 6/7/2019	6/7/2019	--
				5/9/2019	Hallway (1st Floor)	5/24/2019, 6/7/2019	6/7/2019	--
13.128	1/30/2020	2/5/2020	--	3/2/2020	Bedroom (office) (2nd Floor)	3/11/2020, 10/21/2020, 5/26/2021, 1/5/2022, 6/8/2022, 11/18/2022	--	Pre filter and HEPA filter replaced on 5/24/2022, GAC replaced on 5/24/2022.
				3/2/2020	Bedroom (guest) (2nd Floor)	3/11/2020, 10/21/2020, 5/26/2021, 1/5/2022, 6/8/2022, 11/18/2022	--	
				3/2/2020	Living room (1st Floor)	3/11/2020, 10/21/2020, 5/26/2021, 1/5/2022, 6/8/2022, 11/18/2022	--	
				3/2/2020	Kitchen (1st Floor)	3/11/2020, 10/21/2020, 5/26/2021, 1/5/2022, 6/8/2022, 11/18/2022	--	

Note
1. Air purifiers were offered as short-term mitigation measures to properties with indoor air sampling results that met the short-term mitigation criteria outlined in Wood's January 22, 2020 Revised Work Plan for Short-Term Mitigation of Volatile Organic Compounds In Indoor Air.

Abbreviations
-- = not relevant at this time
NA = not applicable
HEPA = high-efficiency particulate air
AP = air purifier
GAC = Granular Activated Carbon

TABLE 15

GRAB GROUNDWATER SAMPLING RESULTS
Former Ford Aeronutronic Facility
Newport Beach, California

Sampling Location	Sample ID	Date Sampled	Depth of Sample (feet bgs)	Volatile Organic Compounds [1] (µg/L)									Semi Volatile Organic Compounds [1] (µg/L)
				1,1-DCE	1,1-DCA	1,2-DCA	cis-1,2-DCE	trans-1,2-DCE	PCE	1,1,1-TCA	TCE	Vinyl Chloride	1,4-Dioxane
North Area													
GGW-27	GGW-27-37	7/18/2022	37.0	<20	<20	<10	<20	<20	<20	<20	<20	<10	--
GGW-27	GGW-27-47	7/18/2022	47.0	<1.0	<1.0	<0.50	<1.0	<1.0	<1.0	<1.0	**0.52 J** [2]	<0.50	--
GGW-27	GGW-27-57	7/19/2022	57.0	<1.0	<1.0	<0.50	<1.0	<1.0	<1.0	<1.0	<1.0	<0.50	--
GGW-27	GGW-27-57 DUP	7/19/2022	57.0	<1.0	<1.0	<0.50	<1.0	<1.0	<1.0	<1.0	<1.0	<0.50	--
GGW-28	GGW-28-44	7/20/2022	44.0	<8.0	<8.0	<4.0	<8.0	<8.0	<8.0	<8.0	<8.0	<4.0	--
GGW-28	GGW-28-52	7/20/2022	52.0	<2.0	<2.0	<1.0	<2.0	<2.0	<2.0	<2.0	<2.0	<1.0	--

Notes
1. Samples were collected and analyzed for VOCs and 1,4-Dioxane in accordance with U.S. EPA Methods 8260B and 8270C SIM, respectively, by Eurofins Calscience LLC. of Tustin, California.
2. Analyte detections are shown in **bold**.

Abbreviations and Data Qualifiers
-- = not applicable
< = The constituent was not detected at or above the laboratory reporting limit shown.
µg/L = micrograms per liter
bgs = below ground surface
DCA = dichloroethane
DCE = dichloroethene
GGW = grab groundwater
J = The result is an estimated quantity. The associated numerical value is the approximate concentration of the analyte in the sample.
PCE = tetrachloroethene
SIM = selective ion monitoring
TCA = trichloroethane
TCE = trichloroethene
U.S. EPA = U.S. Environmental Protection Agency
VOCs = volatile organic compounds

TABLE 16

SOIL SAMPLING RESULTS
Former Ford Aeronutronic Facility
Newport Beach, California

Sampling Location	Sample ID	Date Sampled	Depth of Sample (feet bgs)	Volatile Organic Compounds [1] (µg/kg)								
				1,1-DCE	1,1-DCA	1,2-DCA	cis-1,2-DCE	trans-1,2-DCE	PCE	1,1,1-TCA	TCE	Vinyl Chloride
No soil samples were collected during the second semi-annual period of 2022. Historical results are included in Appendix A, Table A-11.												

Abbreviations and Data Qualifiers

µg/kg = micrograms per kilogram
bgs = below ground surface
DCA = dichloroethane
DCE = dichloroethene
PCE = tetrachloroethene
TCA = trichloroethane
TCE = trichloroethene

FIGURES

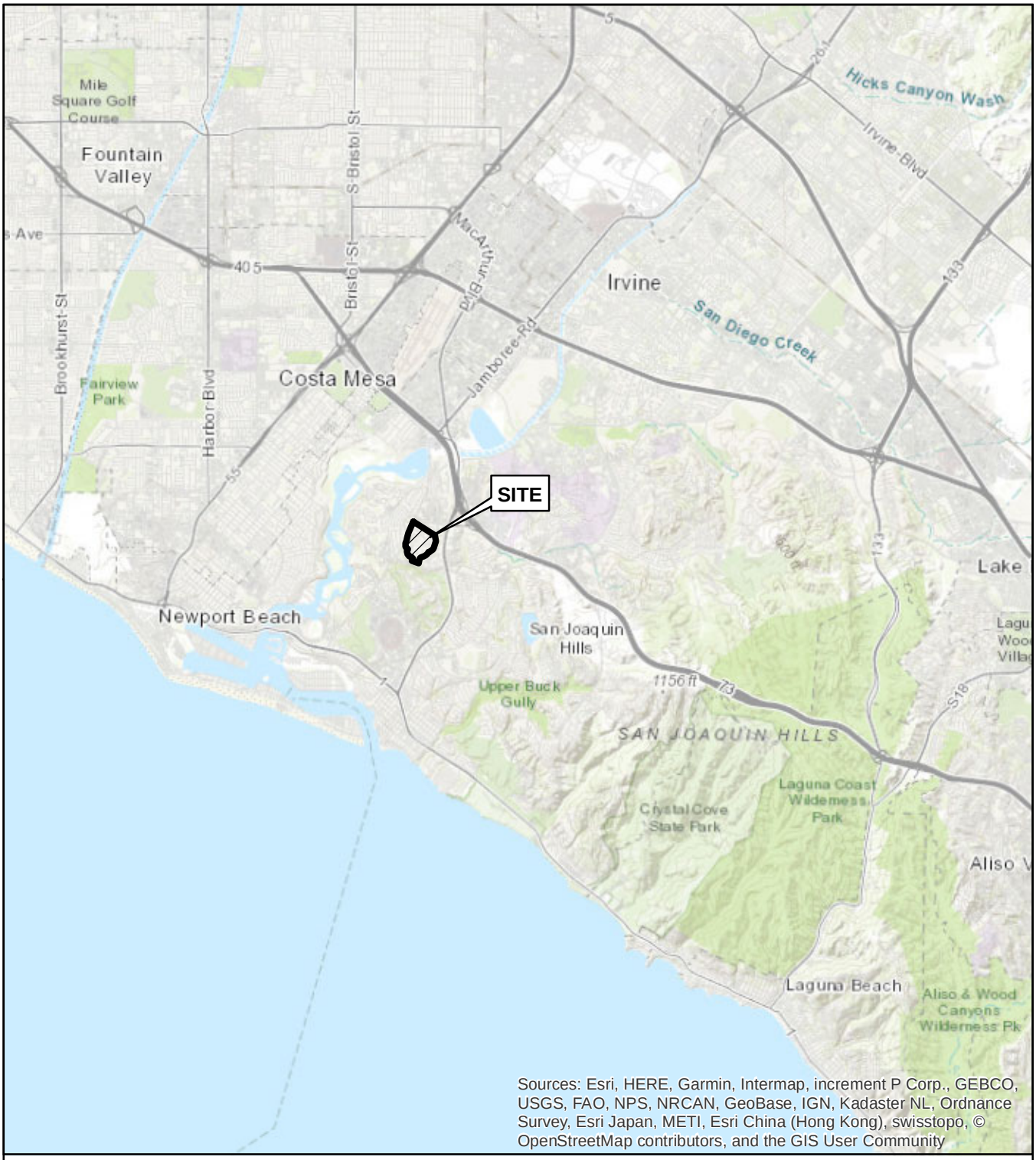

0 1 2 4 Miles

N

SITE LOCATION MAP
Former Ford Aeronutronic Property
Newport Beach, California

wsp	By: KLU	Prj. No. 8622397102.01.1G
	Date: 02/01/2023	Figure 1

C:\Users\dave.oshea\Wood PLC\Bay Area Graphics - Documents\FordNB\fnb\1.1G\23_0104_2SA22_fig_01_SiteMap_2SA22.mxd

C:\Users\dave.oshea\Wood PLC\Bay Area Graphics - Documents\FordNB\fnb\1.1G\23_0104_2SA22_fig_02_SiteAssess_2SA22.mxd

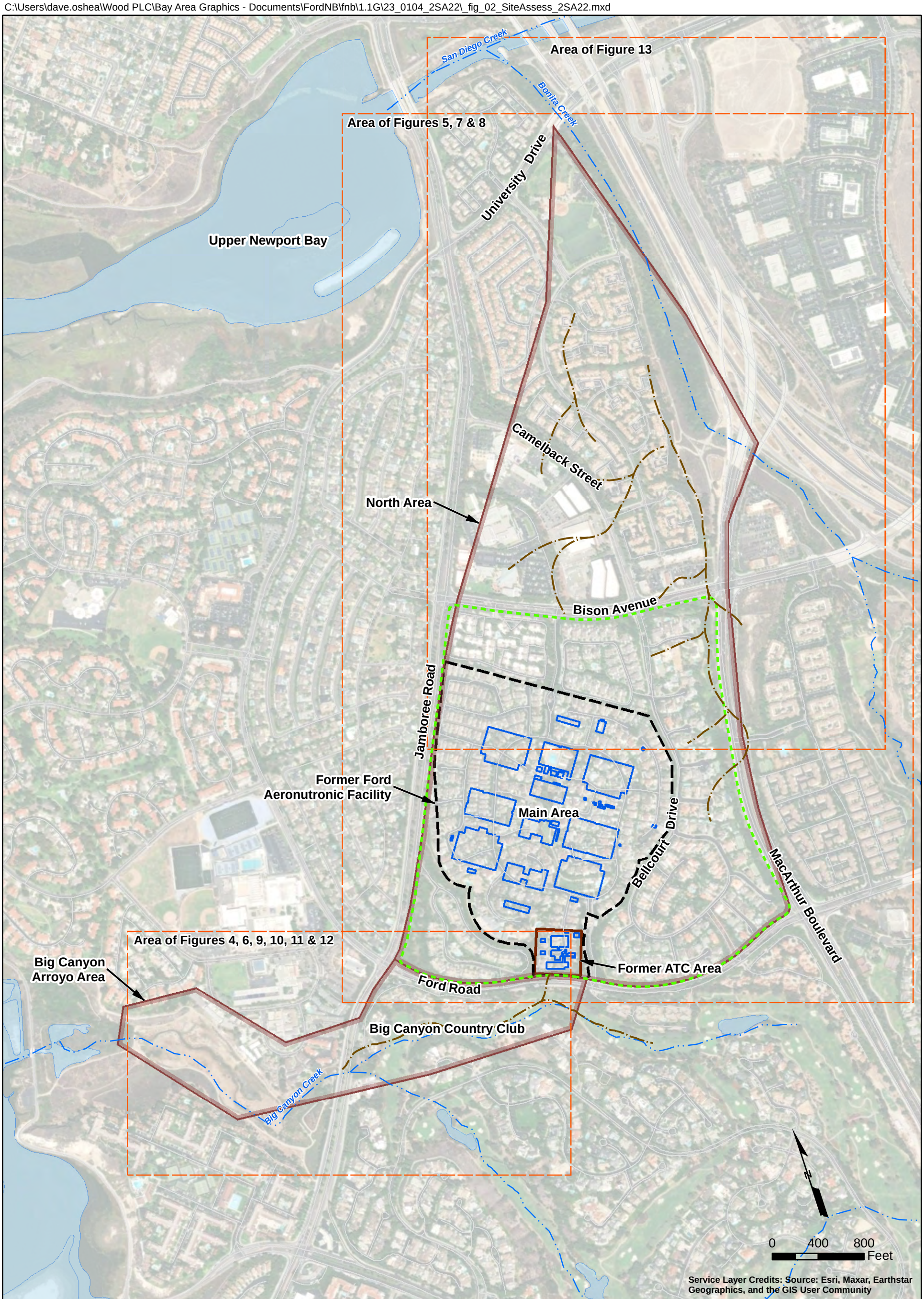

Explanation

- Approximate North Area and Big Canyon Arroyo boundaries (the study area)
- Approximate former Aeronutronic Facility boundary
- Approximate location of former facility buildings
- Former ATC area
- Former facility property
- Historical arroyo (backfilled during development)
- Creek

GROUNDWATER ASSESSMENT AREA AND SITE VICINITY MAP
Former Ford Aeronutronic Property
Newport Beach, California

wsp	By: KLU	Prj. No. 8622397102.01.1G
	Date: 02/02/2023	Figure 2

C:\Users\dave.oshea\Wood PLC\Bay Area Graphics - Documents\FordNB\fnb\1.1G\23_0104_2SA22_fig_03_north_GGW_loc_2SA22.mxd

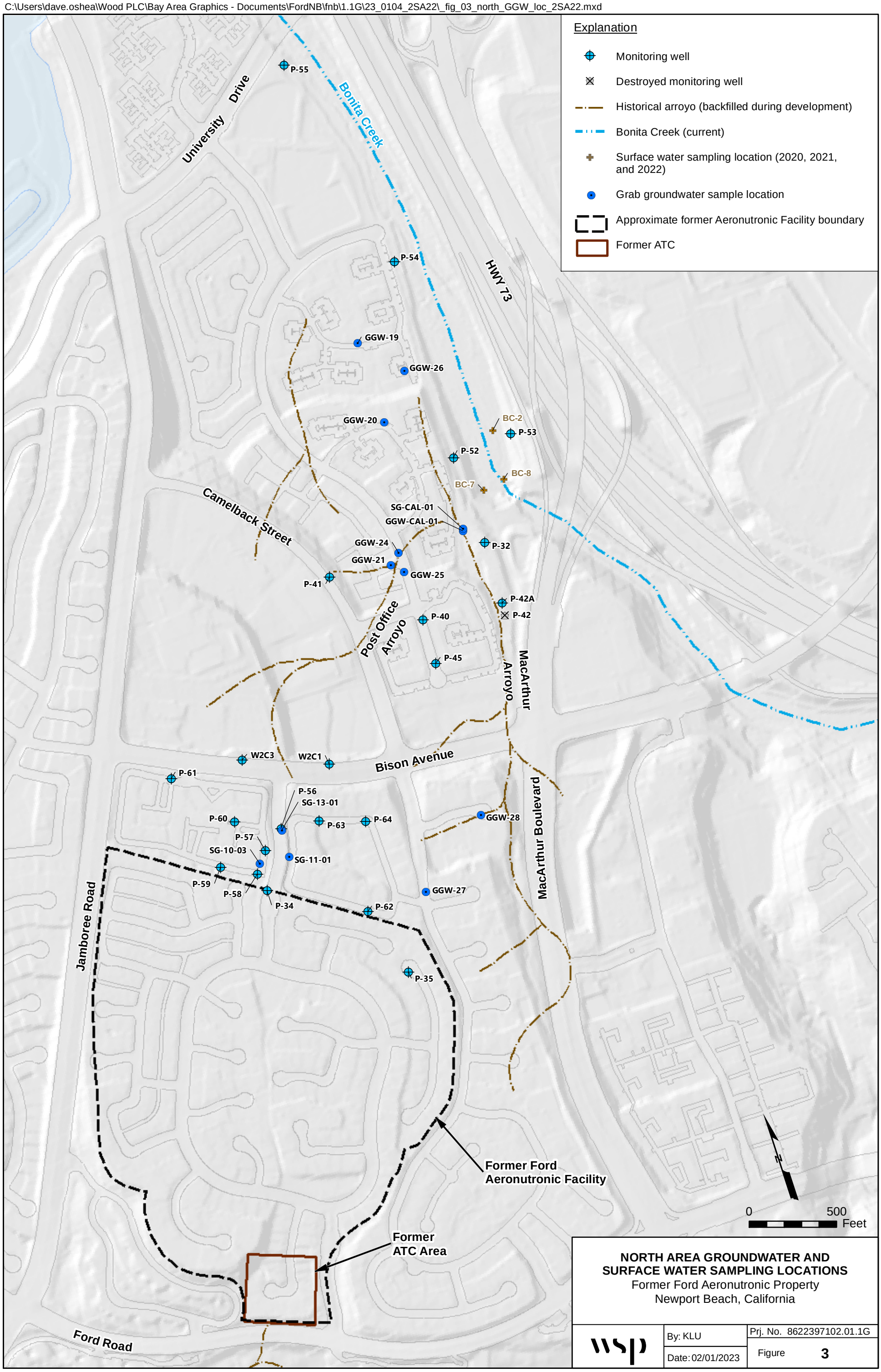

NORTH AREA GROUNDWATER AND SURFACE WATER SAMPLING LOCATIONS
Former Ford Aeronutronic Property
Newport Beach, California

wsp	By: KLU	Prj. No. 8622397102.01.1G
	Date: 02/01/2023	Figure 3

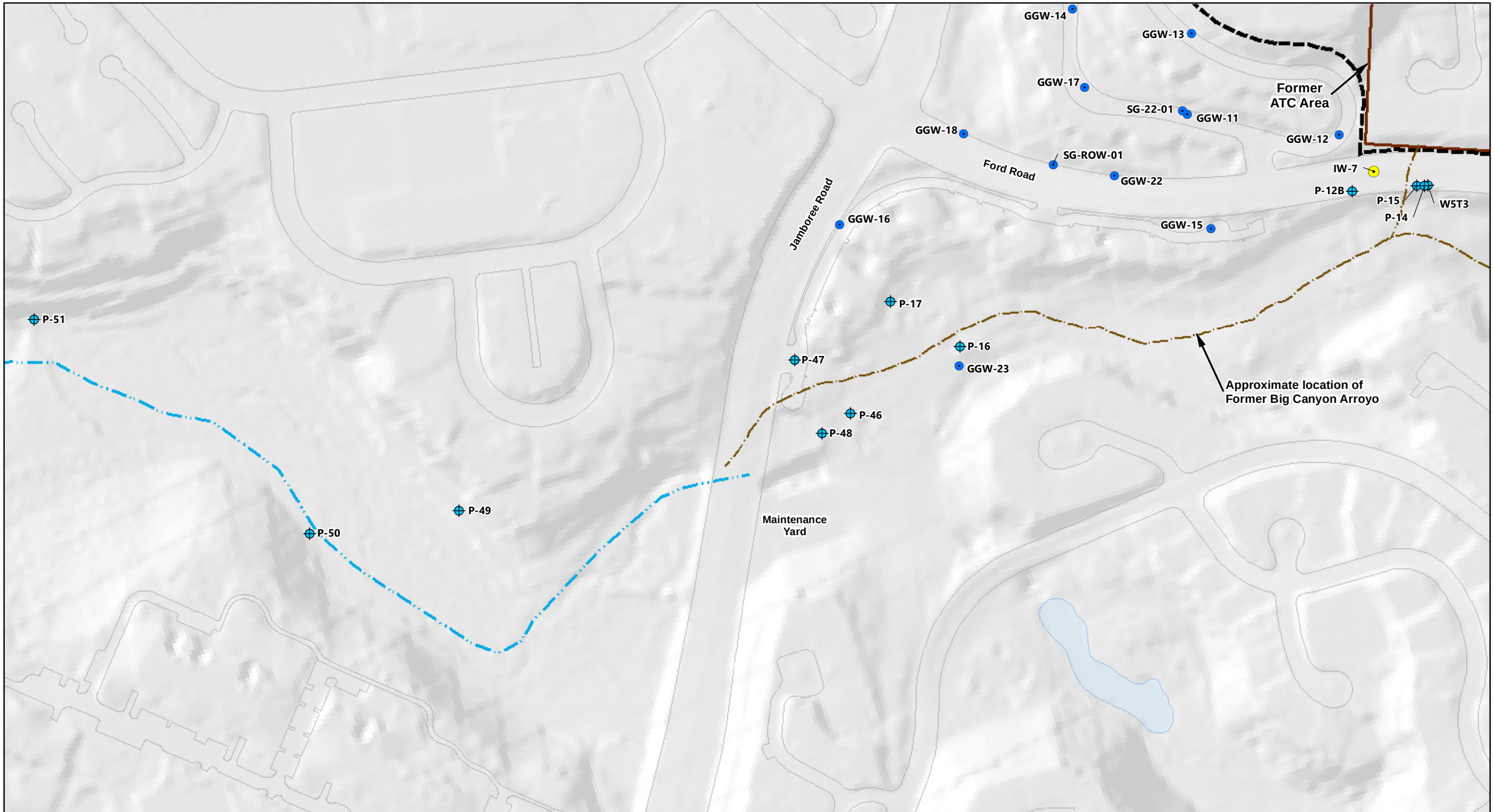

Explanation

- Former IRZ injection piezometer
- Monitoring well
- Grab groundwater sample location
- Historical arroyo (backfilled during development)
- Big Canyon Creek (current)
- Approximate former Aeronutronic Facility boundary
- Former ATC

N

0 250 Feet

BIG CANYON ARROYO AREA
GROUNDWATER SAMPLING LOCATIONS
Former Ford Aeronutronic Property
Newport Beach, California

wsp

By: KLU
Date: 02/01/2023
Prj. No. 8622397102.01.1G
Figure 4

C:\Users\dave.oshea\Wood PLC\Bay Area Graphics - Documents\FordNB\fnb\1.1G\23_0104_2SA22_fig_04_BC_GGW_loc_2SA22.mxd

C:\Users\dave.oshea\Wood PLC\Bay Area Graphics - Documents\FordNB\fnb\1.1G\23_0104_2SA22_fig_05_north_potentio_2SA22.mxd

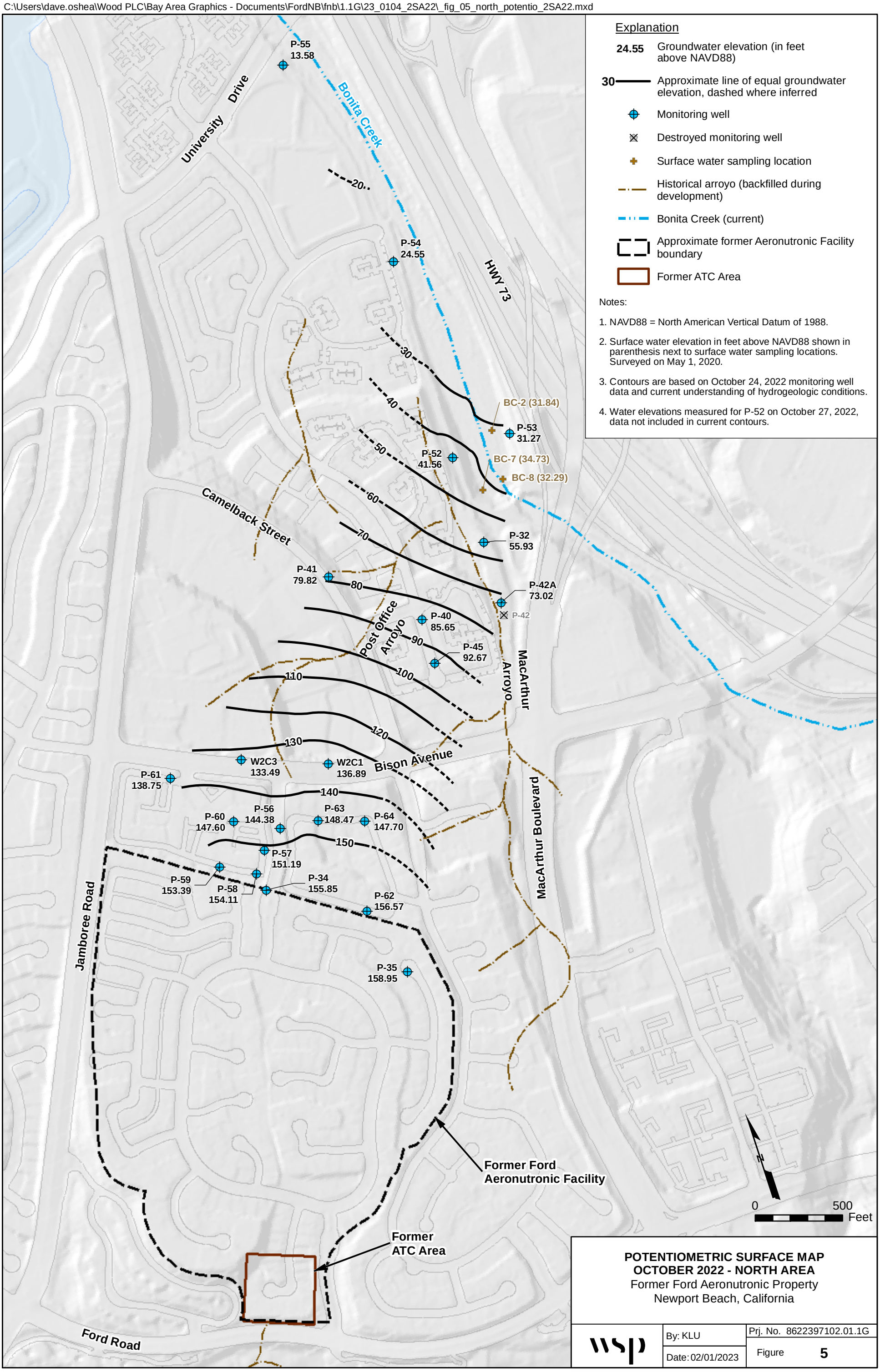

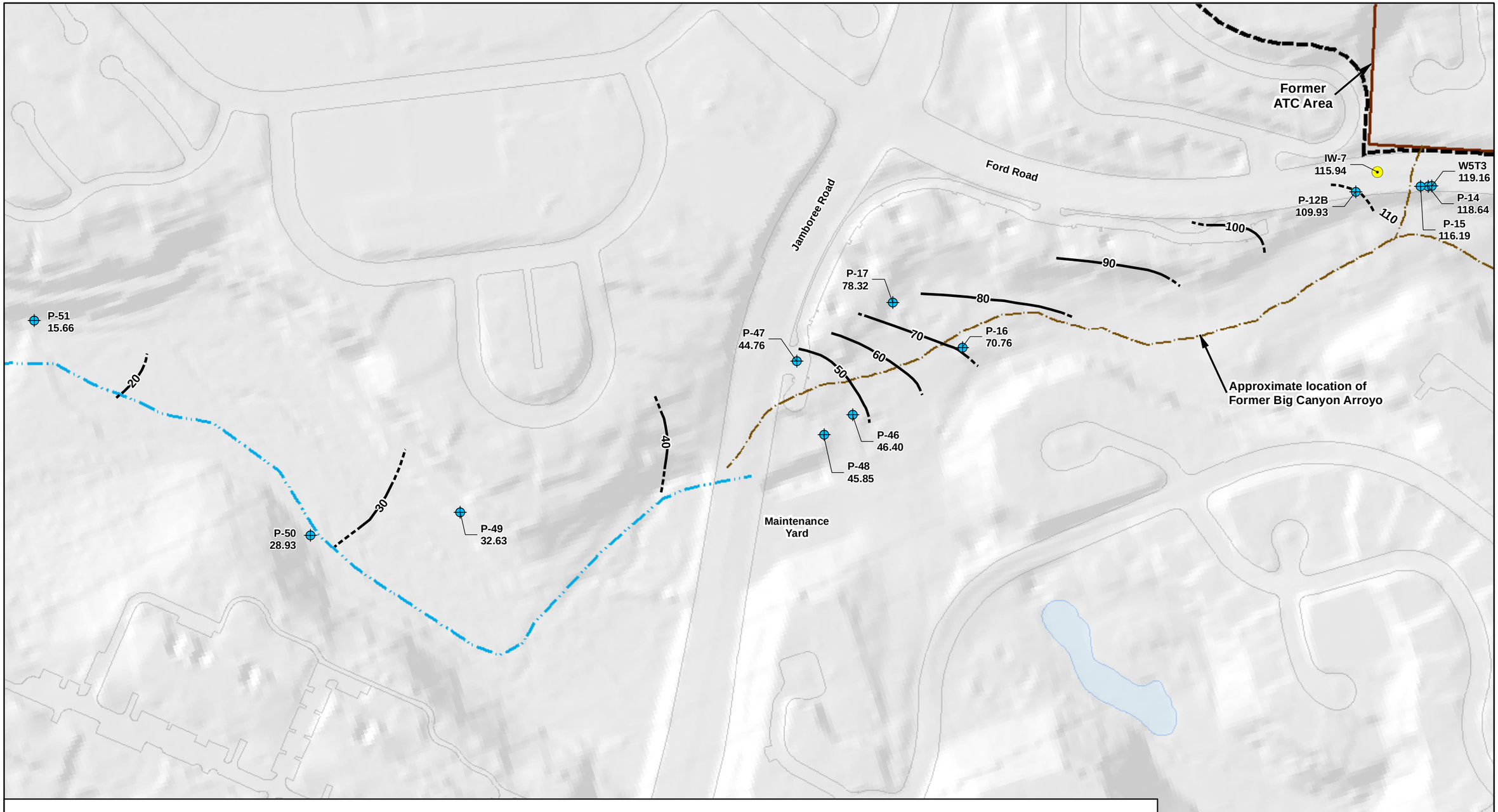

Explanation

32.63 Groundwater elevation (in feet above NAVD88)

30 Approximate line of equal groundwater elevation, dashed where inferred

Monitoring well

Former IRZ injection piezometer

Historical arroyo (backfilled during development)

Big Canyon Creek (current)

Approximate former Aeronutronic Facility boundary

Former ATC Area

Notes:

1. NAVD88 = North American Vertical Datum of 1988.
2. Contours are based on October 24, 2022 monitoring well data and current understanding of hydrogeologic conditions.

0 250 Feet

POTENTIOMETRIC SURFACE MAP
OCTOBER 2022 - BIG CANYON ARROYO AREA
Former Ford Aeronutronic Property
Newport Beach, California

wsp	By: KLU	Prj. No. 8622397102.01.1G
	Date: 02/01/2023	Figure 6

C:\Users\dave.oshea\Wood PLC\Bay Area Graphics - Documents\FordNB\fnb\1.1G\23_0104_2SA22_fig_06_BC_potentio_2SA22.mxd

C:\Users\dave.oshea\Wood PLC\Bay Area Graphics - Documents\FordNB\fnb\1.1G\23_0104_2SA22_fig_07_north_VOCs_GW_2SA22.mxd

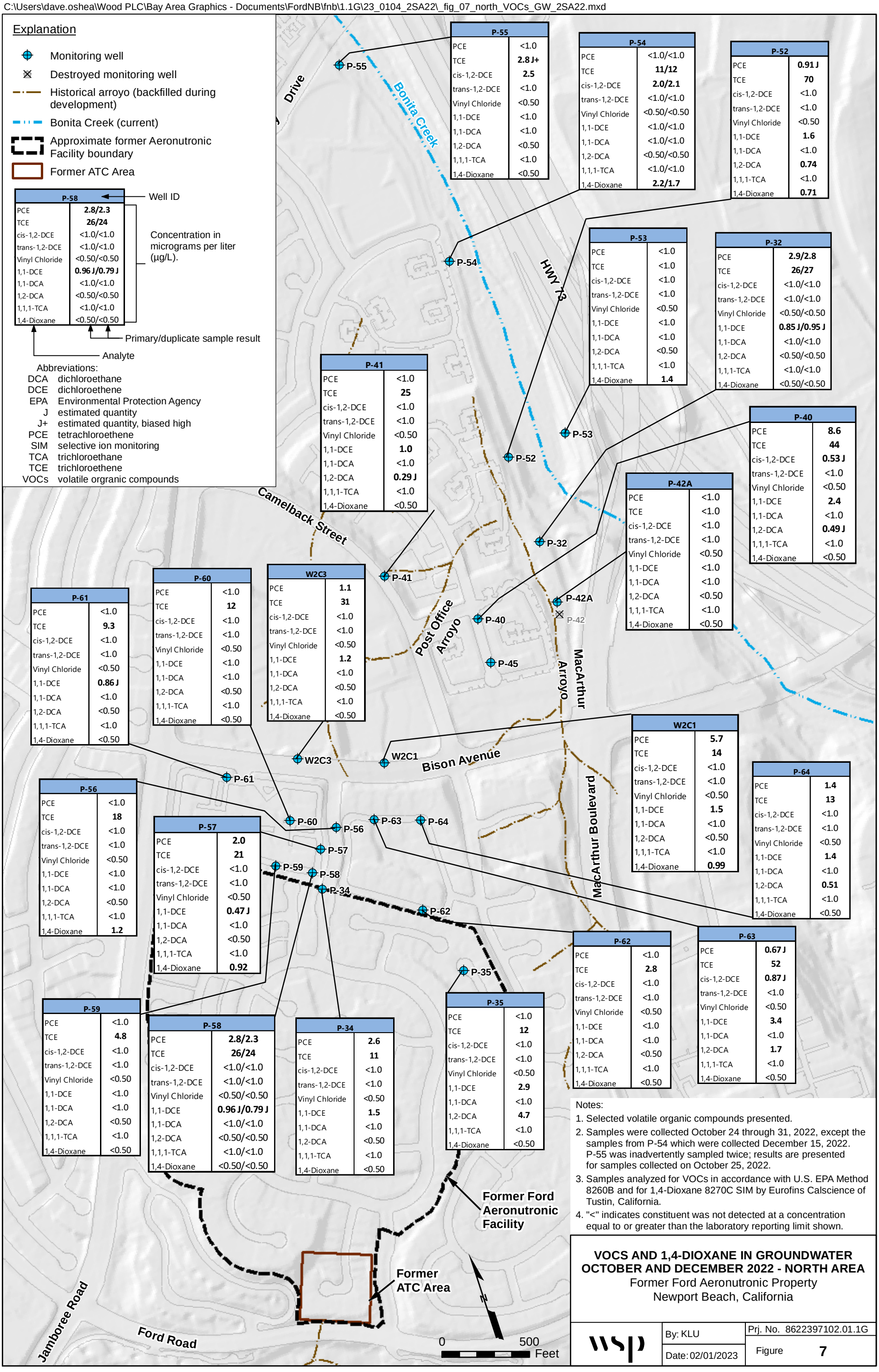

P-58	
PCE	2.8/2.3
TCE	26/24
cis-1,2-DCE	<1.0/<1.0
trans-1,2-DCE	<1.0/<1.0
Vinyl Chloride	<0.50/<0.50
1,1-DCE	0.96 J/0.79 J
1,1-DCA	<1.0/<1.0
1,2-DCA	<0.50/<0.50
1,1,1-TCA	<1.0/<1.0
1,4-Dioxane	<0.50/<0.50

P-55	
PCE	<1.0
TCE	2.8 J+
cis-1,2-DCE	2.5
trans-1,2-DCE	<1.0
Vinyl Chloride	<0.50
1,1-DCE	<1.0
1,1-DCA	<1.0
1,2-DCA	<0.50
1,1,1-TCA	<1.0
1,4-Dioxane	<0.50

P-54	
PCE	<1.0/<1.0
TCE	11/12
cis-1,2-DCE	2.0/2.1
trans-1,2-DCE	<1.0/<1.0
Vinyl Chloride	<0.50/<0.50
1,1-DCE	<1.0/<1.0
1,1-DCA	<1.0/<1.0
1,2-DCA	<0.50/<0.50
1,1,1-TCA	<1.0/<1.0
1,4-Dioxane	2.2/1.7

P-52	
PCE	0.91 J
TCE	70
cis-1,2-DCE	<1.0
trans-1,2-DCE	<1.0
Vinyl Chloride	<0.50
1,1-DCE	1.6
1,1-DCA	<1.0
1,2-DCA	0.74
1,1,1-TCA	<1.0
1,4-Dioxane	0.71

P-53	
PCE	<1.0
TCE	<1.0
cis-1,2-DCE	<1.0
trans-1,2-DCE	<1.0
Vinyl Chloride	<0.50
1,1-DCE	<1.0
1,1-DCA	<1.0
1,2-DCA	<0.50
1,1,1-TCA	<1.0
1,4-Dioxane	1.4

P-32	
PCE	2.9/2.8
TCE	26/27
cis-1,2-DCE	<1.0/<1.0
trans-1,2-DCE	<1.0/<1.0
Vinyl Chloride	<0.50/<0.50
1,1-DCE	0.85 J/0.95 J
1,1-DCA	<1.0/<1.0
1,2-DCA	<0.50/<0.50
1,1,1-TCA	<1.0/<1.0
1,4-Dioxane	<0.50/<0.50

P-41	
PCE	<1.0
TCE	25
cis-1,2-DCE	<1.0
trans-1,2-DCE	<1.0
Vinyl Chloride	<0.50
1,1-DCE	1.0
1,1-DCA	<1.0
1,2-DCA	0.29 J
1,1,1-TCA	<1.0
1,4-Dioxane	<0.50

P-40	
PCE	8.6
TCE	44
cis-1,2-DCE	0.53 J
trans-1,2-DCE	<1.0
Vinyl Chloride	<0.50
1,1-DCE	2.4
1,1-DCA	<1.0
1,2-DCA	0.49 J
1,1,1-TCA	<1.0
1,4-Dioxane	<0.50

P-42A	
PCE	<1.0
TCE	<1.0
cis-1,2-DCE	<1.0
trans-1,2-DCE	<1.0
Vinyl Chloride	<0.50
1,1-DCE	<1.0
1,1-DCA	<1.0
1,2-DCA	<0.50
1,1,1-TCA	<1.0
1,4-Dioxane	<0.50

P-61	
PCE	<1.0
TCE	9.3
cis-1,2-DCE	<1.0
trans-1,2-DCE	<1.0
Vinyl Chloride	<0.50
1,1-DCE	0.86 J
1,1-DCA	<1.0
1,2-DCA	<0.50
1,1,1-TCA	<1.0
1,4-Dioxane	<0.50

P-60	
PCE	<1.0
TCE	12
cis-1,2-DCE	<1.0
trans-1,2-DCE	<1.0
Vinyl Chloride	<0.50
1,1-DCE	<1.0
1,1-DCA	<1.0
1,2-DCA	<0.50
1,1,1-TCA	<1.0
1,4-Dioxane	<0.50

W2C3	
PCE	1.1
TCE	31
cis-1,2-DCE	<1.0
trans-1,2-DCE	<1.0
Vinyl Chloride	<0.50
1,1-DCE	1.2
1,1-DCA	<1.0
1,2-DCA	<0.50
1,1,1-TCA	<1.0
1,4-Dioxane	<0.50

W2C1	
PCE	5.7
TCE	14
cis-1,2-DCE	<1.0
trans-1,2-DCE	<1.0
Vinyl Chloride	<0.50
1,1-DCE	1.5
1,1-DCA	<1.0
1,2-DCA	<0.50
1,1,1-TCA	<1.0
1,4-Dioxane	0.99

P-64	
PCE	1.4
TCE	13
cis-1,2-DCE	<1.0
trans-1,2-DCE	<1.0
Vinyl Chloride	<0.50
1,1-DCE	1.4
1,1-DCA	<1.0
1,2-DCA	0.51
1,1,1-TCA	<1.0
1,4-Dioxane	<0.50

P-56	
PCE	<1.0
TCE	18
cis-1,2-DCE	<1.0
trans-1,2-DCE	<1.0
Vinyl Chloride	<0.50
1,1-DCE	<1.0
1,1-DCA	<1.0
1,2-DCA	<0.50
1,1,1-TCA	<1.0
1,4-Dioxane	1.2

P-57	
PCE	2.0
TCE	21
cis-1,2-DCE	<1.0
trans-1,2-DCE	<1.0
Vinyl Chloride	<0.50
1,1-DCE	0.47 J
1,1-DCA	<1.0
1,2-DCA	<0.50
1,1,1-TCA	<1.0
1,4-Dioxane	0.92

P-62	
PCE	<1.0
TCE	2.8
cis-1,2-DCE	<1.0
trans-1,2-DCE	<1.0
Vinyl Chloride	<0.50
1,1-DCE	<1.0
1,1-DCA	<1.0
1,2-DCA	<0.50
1,1,1-TCA	<1.0
1,4-Dioxane	<0.50

P-63	
PCE	0.67 J
TCE	52
cis-1,2-DCE	0.87 J
trans-1,2-DCE	<1.0
Vinyl Chloride	<0.50
1,1-DCE	3.4
1,1-DCA	<1.0
1,2-DCA	1.7
1,1,1-TCA	<1.0
1,4-Dioxane	<0.50

P-59	
PCE	<1.0
TCE	4.8
cis-1,2-DCE	<1.0
trans-1,2-DCE	<1.0
Vinyl Chloride	<0.50
1,1-DCE	<1.0
1,1-DCA	<1.0
1,2-DCA	<0.50
1,1,1-TCA	<1.0
1,4-Dioxane	<0.50

P-58	
PCE	2.8/2.3
TCE	26/24
cis-1,2-DCE	<1.0/<1.0
trans-1,2-DCE	<1.0/<1.0
Vinyl Chloride	<0.50/<0.50
1,1-DCE	0.96 J/0.79 J
1,1-DCA	<1.0/<1.0
1,2-DCA	<0.50/<0.50
1,1,1-TCA	<1.0/<1.0
1,4-Dioxane	<0.50/<0.50

P-34	
PCE	2.6
TCE	11
cis-1,2-DCE	<1.0
trans-1,2-DCE	<1.0
Vinyl Chloride	<0.50
1,1-DCE	1.5
1,1-DCA	<1.0
1,2-DCA	<0.50
1,1,1-TCA	<1.0
1,4-Dioxane	<0.50

P-35	
PCE	<1.0
TCE	12
cis-1,2-DCE	<1.0
trans-1,2-DCE	<1.0
Vinyl Chloride	<0.50
1,1-DCE	2.9
1,1-DCA	<1.0
1,2-DCA	4.7
1,1,1-TCA	<1.0
1,4-Dioxane	<0.50

Notes:

1. Selected volatile organic compounds presented.
2. Samples were collected October 24 through 31, 2022, except the samples from P-54 which were collected December 15, 2022. P-55 was inadvertently sampled twice; results are presented for samples collected on October 25, 2022.
3. Samples analyzed for VOCs in accordance with U.S. EPA Method 8260B and for 1,4-Dioxane 8270C SIM by Eurofins Calscience of Tustin, California.
4. "<" indicates constituent was not detected at a concentration equal to or greater than the laboratory reporting limit shown.

VOCS AND 1,4-DIOXANE IN GROUNDWATER OCTOBER AND DECEMBER 2022 - NORTH AREA

Former Ford Aeronutronic Property
Newport Beach, California

wsp

By: KLU

Date: 02/01/2023

Prj. No. 8622397102.01.1G

Figure 7

C:\Users\dave.oshea\Wood PLC\Bay Area Graphics - Documents\FordNB\fnb\1.1G\23_0104_2SA22_fig_08_north_TCE_2SA22.mxd

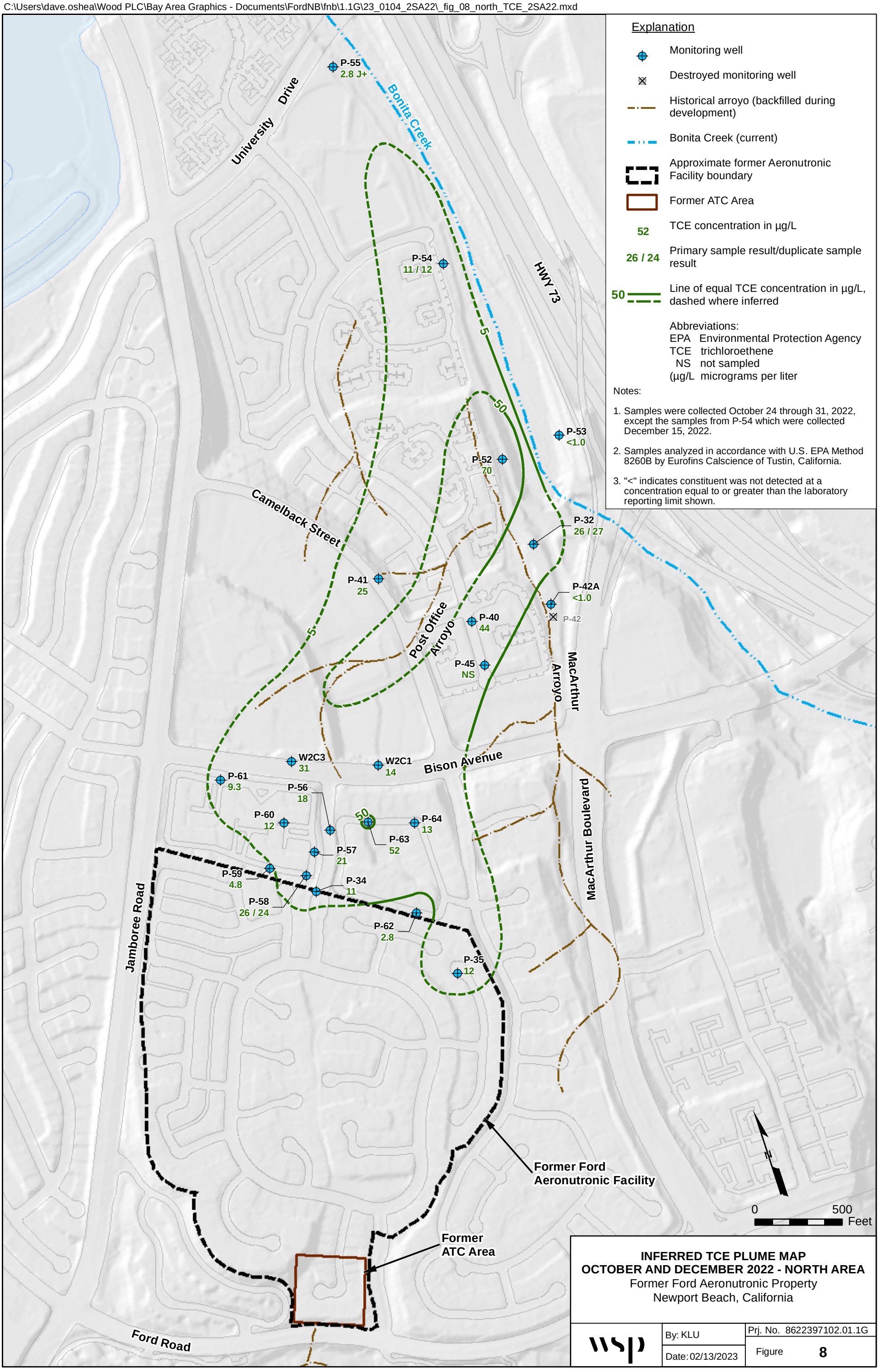

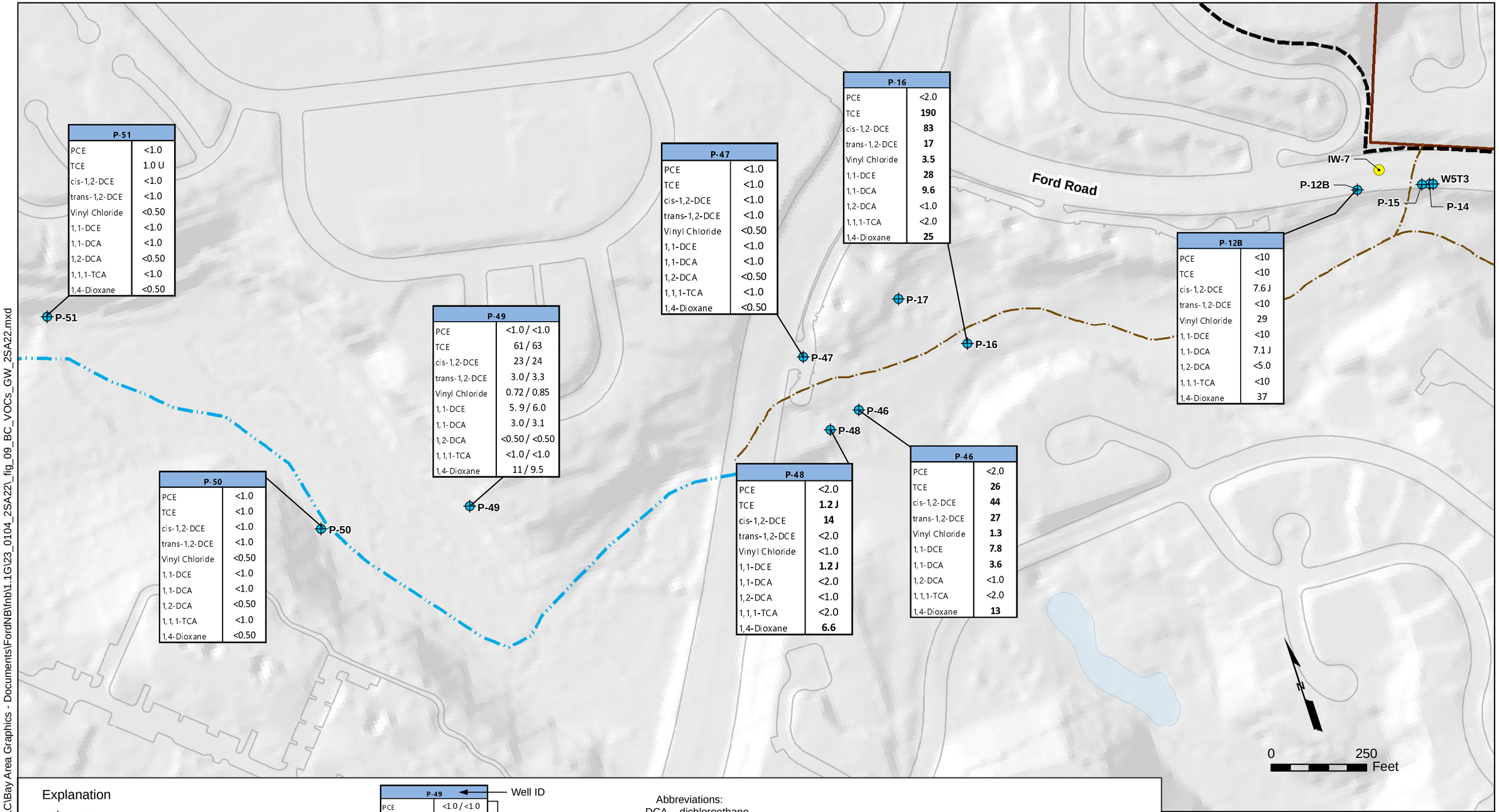

P-51	
PCE	<1.0
TCE	1.0 U
cis-1,2-DCE	<1.0
trans-1,2-DCE	<1.0
Vinyl Chloride	<0.50
1,1-DCE	<1.0
1,1-DCA	<1.0
1,2-DCA	<0.50
1,1,1-TCA	<1.0
1,4-Dioxane	<0.50

P-49	
PCE	<1.0 / <1.0
TCE	61 / 63
cis-1,2-DCE	23 / 24
trans-1,2-DCE	3.0 / 3.3
Vinyl Chloride	0.72 / 0.85
1,1-DCE	5. 9 / 6.0
1,1-DCA	3.0 / 3.1
1,2-DCA	<0.50 / <0.50
1,1,1-TCA	<1.0 / <1.0
1,4-Dioxane	11 / 9.5

P-50	
PCE	<1.0
TCE	<1.0
cis-1,2-DCE	<1.0
trans-1,2-DCE	<1.0
Vinyl Chloride	<0.50
1,1-DCE	<1.0
1,1-DCA	<1.0
1,2-DCA	<0.50
1,1,1-TCA	<1.0
1,4-Dioxane	<0.50

P-47	
PCE	<1.0
TCE	<1.0
cis-1,2-DCE	<1.0
trans-1,2-DCE	<1.0
Vinyl Chloride	<0.50
1,1-DCE	<1.0
1,1-DCA	<1.0
1,2-DCA	<0.50
1,1,1-TCA	<1.0
1,4-Dioxane	<0.50

P-16	
PCE	<2.0
TCE	**190**
cis-1,2-DCE	**83**
trans-1,2-DCE	**17**
Vinyl Chloride	**3.5**
1,1-DCE	**28**
1,1-DCA	**9.6**
1,2-DCA	<1.0
1,1,1-TCA	<2.0
1,4-Dioxane	**25**

P-12B	
PCE	<10
TCE	<10
cis-1,2-DCE	7.6 J
trans-1,2-DCE	<10
Vinyl Chloride	29
1,1-DCE	<10
1,1-DCA	7.1 J
1,2-DCA	<5.0
1,1,1-TCA	<10
1,4-Dioxane	37

P-48	
PCE	<2.0
TCE	**1.2 J**
cis-1,2-DCE	**14**
trans-1,2-DCE	<2.0
Vinyl Chloride	<1.0
1,1-DCE	**1.2 J**
1,1-DCA	<2.0
1,2-DCA	<1.0
1,1,1-TCA	<2.0
1,4-Dioxane	**6.6**

P-46	
PCE	<2.0
TCE	**26**
cis-1,2-DCE	**44**
trans-1,2-DCE	**27**
Vinyl Chloride	**1.3**
1,1-DCE	**7.8**
1,1-DCA	**3.6**
1,2-DCA	<1.0
1,1,1-TCA	<2.0
1,4-Dioxane	**13**

Explanation

- Monitoring well
- Former IRZ injection piezometer
- Historical arroyo (backfilled during development)
- Big Canyon Creek (current)
- Approximate former Aeronutronic Facility boundary
- Former ATC Area

P-49	
PCE	<1.0 / <1.0
TCE	61 / 63
cis-1,2-DCE	23 / 24
trans-1,2-DCE	3.0 / 3.3
Vinyl Chloride	0.72 / 0.85
1,1-DCE	5. 9 / 6.0
1,1-DCA	3.0 / 3.1
1,2-DCA	<0.50 / <0.50
1,1,1-TCA	<1.0 / <1.0
1,4-Dioxane	11 / 9.5

Well ID

Concentration in micrograms per liter (µg/L). First number is primary sample result. Second number is duplicate sample result

Analyte

Abbreviations:

DCA	dichloroethane
DCE	dichloroethene
EPA	Environmental Protection Agency
J	estimated quantity
PCE	tetrachloroethene
SIM	selective ion monitoring
TCA	trichloroethane
TCE	trichloroethene
U	not detected above the reported sample quantitation limit
VOCs	volatile orgranic compounds

Notes:
1. Selected volatile organic compounds presented
2. Samples were collected October 24 through 31, 2022.
3. Samples analyzed for VOCs in accordance with U.S. EPA Method 8260B and for 1,4-Dioxane in accordance with U.S. EPA Method 8270 SIM by Eurofins Calscience of Tustin, California.
4. "<" indicates constituent was not detected at a concentration equal to or greater than the laboratory reporting limit shown.

VOCS AND 1,4-DIOXANE IN GROUNDWATER
OCTOBER 2022 - BIG CANYON ARROYO AREA
Former Ford Aeronutronic Property
Newport Beach, California

wsp

By: KLU
Date: 02/02/2023
Prj. No. 8622397102.01.1G
Figure 9

C:\Users\dave.osheal\Wood PLC\Bay Area Graphics - Documents\FordNB\fnb\1.1G\23_0104_2SA22_fig_09_BC_VOCs_GW_2SA22.mxd

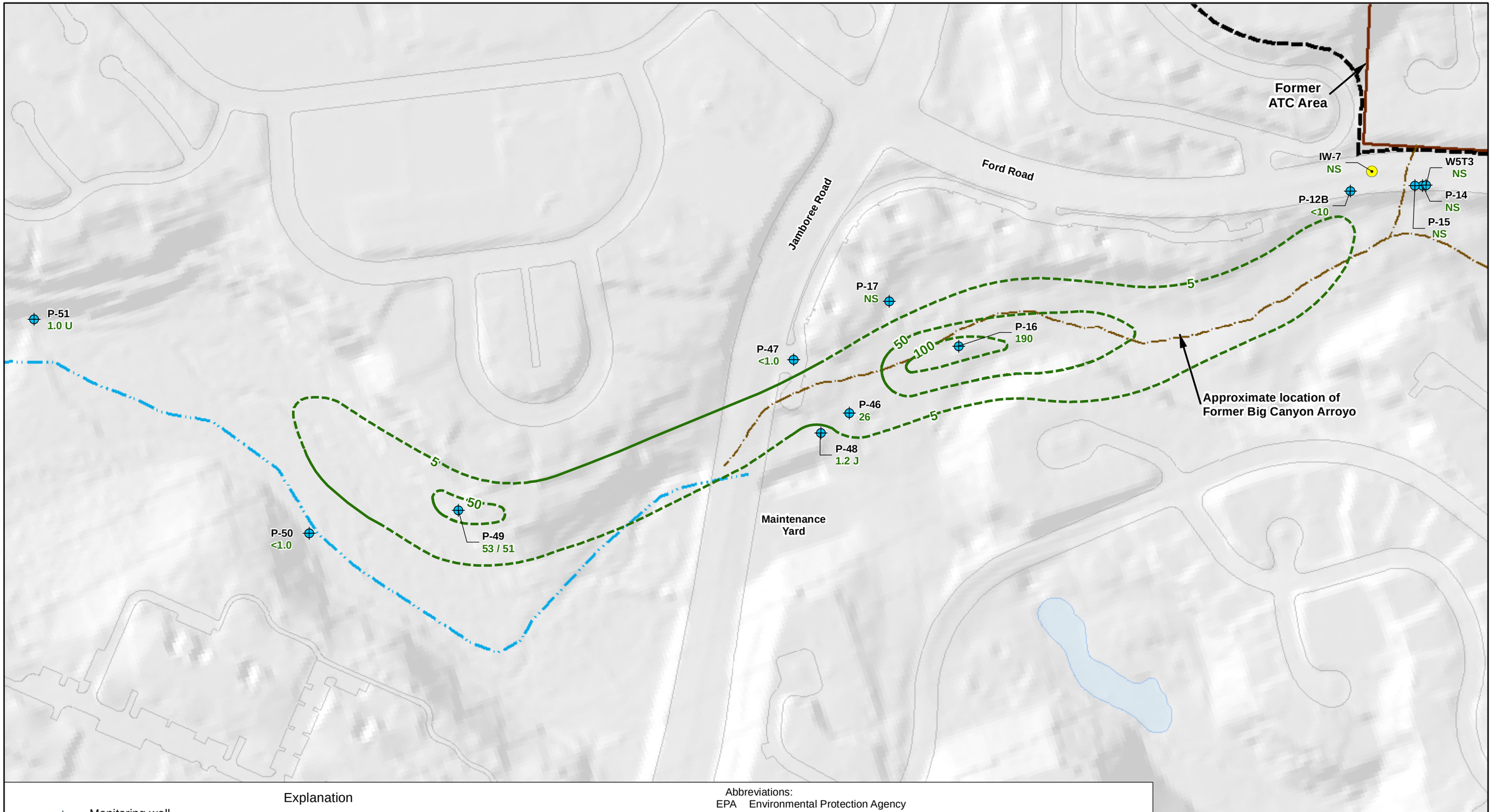

Explanation

- Monitoring well
- Former IRZ injection piezometer
- Historical arroyo (backfilled during development)
- Big Canyon Creek (current)
- Approximate former Aeronutronic Facility boundary
- Former ATC Area
- 190 — TCE concentration in micrograms per liter (µg/L)
- 100 — Line of equal TCE concentration in µg/L, dashed where inferred
- 53 / 51 — Primary sample result/duplicate sample result

Abbreviations:

EPA	Environmental Protection Agency
J	estimated quantity
TCE	trichloroethene
NS	not sampled
U	not detected above the reported sample quantitation limit

Notes:

1. Samples were collected October 24 through 31, 2022.
2. Samples analyzed in accordance with U.S. EPA Method 8260B by Eurofins Calscience of Tustin, California.
3. "<" indicates constituent was not detected at a concentration equal to or greater than the laboratory reporting limit shown.

N

0 250 Feet

INFERRED TCE PLUME MAP
OCTOBER 2022 - BIG CANYON ARROYO AREA
Former Ford Aeronutronic Property
Newport Beach, California

wsp

By: KLU
Date: 02/13/2023
Prj. No. 8622397102.01.1G
Figure 10

C:\Users\dave.oshea\Wood PLC\Bay Area Graphics - Documents\FordNB\fnb\1.1G\23_0104_2SA22_fig_10_BC_TCE_2SA22.mxd

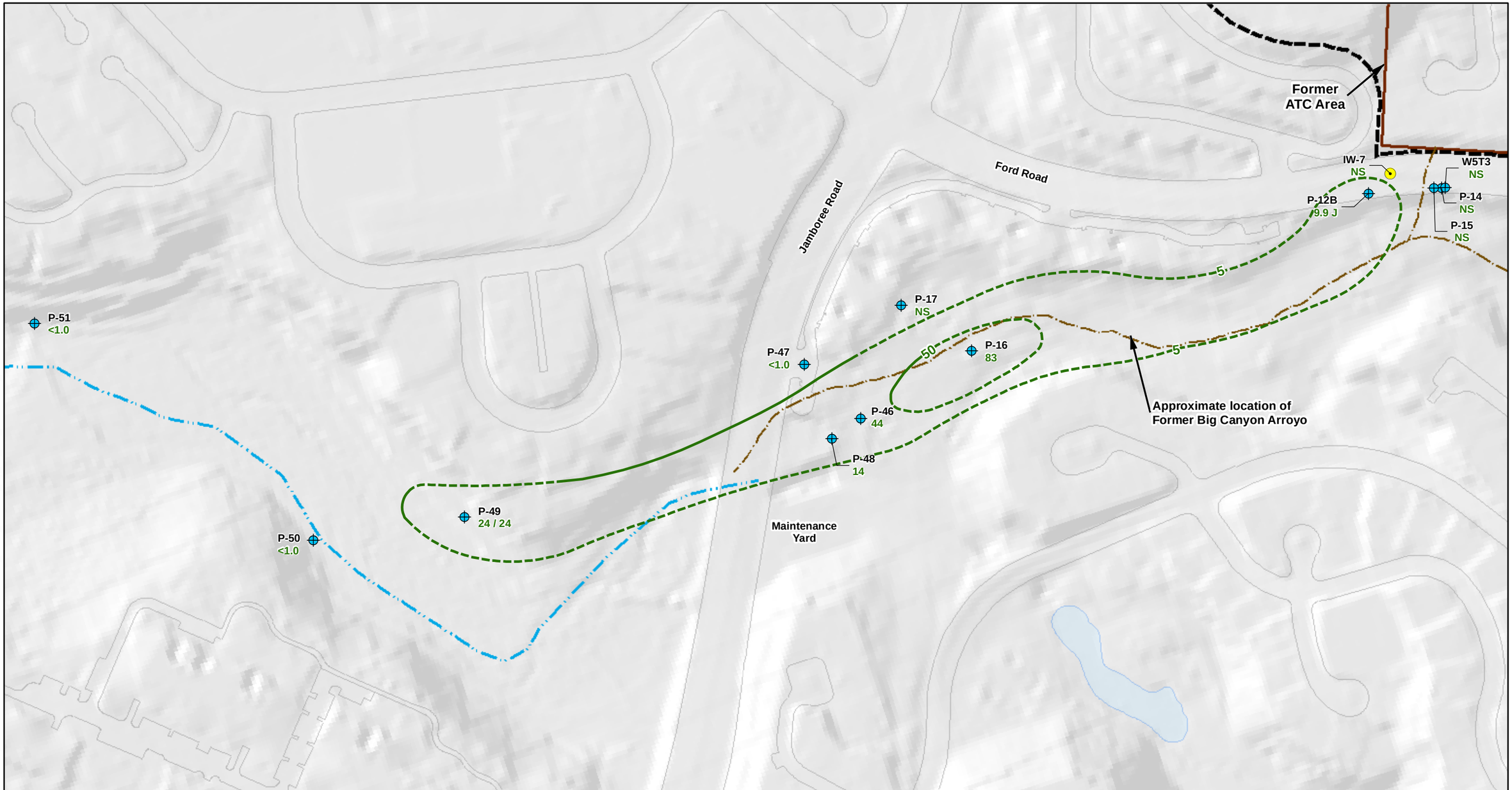

Explanation

- Monitoring well
- Former IRZ injection piezometer
- Historical arroyo (backfilled during development)
- Big Canyon Creek (current)
- Approximate former Aeronutronic Facility boundary
- Former ATC Area
- 86 — cis-1,2-DCE concentration in micrograms per liter (µg/L)
- 24 / 24 — Primary sample result/duplicate sample result
- 50 — Line of equal cis-1.2-DCE concentration in µg/L, dashed where inferred

Abbreviations:

EPA	Environmental Protection Agency
cis-1,2-DCE	cis-1,2-dichloroethene
J	estimated quantity
NS	not sampled

Notes:

1. Samples were collected October 24 through 31, 2022.
2. Samples analyzed in accordance with U.S. EPA Method 8260B by Eurofins Calscience of Tustin, California.
3. "<" indicates constituent was not detected at a concentration equal to or greater than the laboratory reporting limit shown.

N

0 250 Feet

INFERRED cis-1,2-DCE PLUME MAP
OCTOBER 2022 - BIG CANYON ARROYO AREA
Former Ford Aeronutronic Property
Newport Beach, California

wsp

By: KLU

Date: 02/13/2023

Prj. No. 8622397102.01.1G

Figure 11

C:\Users\dave.oshea\Wood PLC\Bay Area Graphics - Documents\FordNB\inb\1.1G\23_0104_2SA22_fig_11_BC_cis12DCE_2SA22.mxd

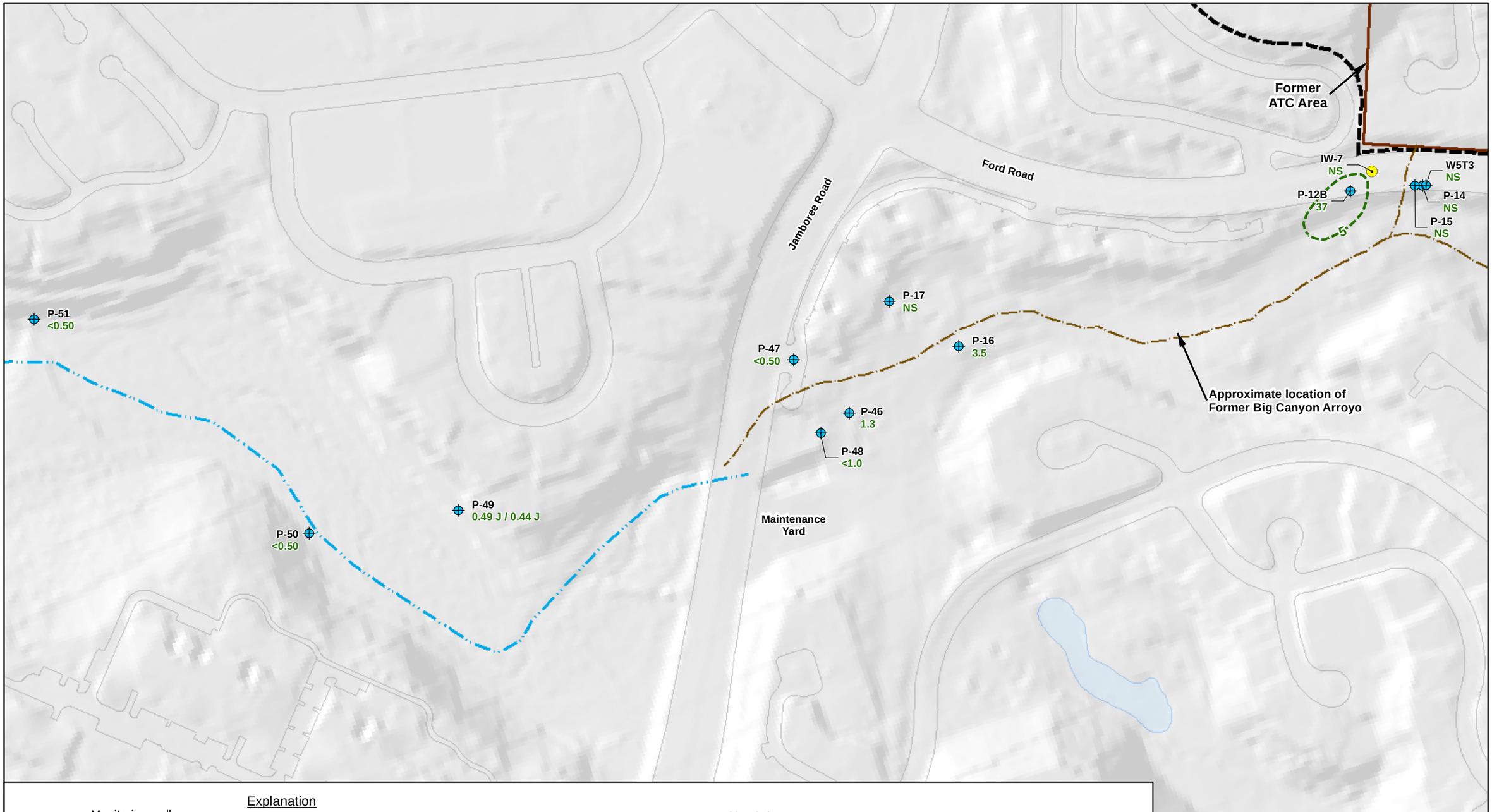

Explanation

- Monitoring well
- Former IRZ injection piezometer
- Historical arroyo (backfilled during development)
- Big Canyon Creek (current)
- Approximate former Aeronutronic Facility boundary
- Former ATC Area
- 37 — Vinyl chloride concentration in micrograms per liter (µg/L)
- 5 — Inferred vinyl chloride isoconcentration in µg/L
- 0.49 J /0.44 J — Primary sample result/duplicate sample result

Abbreviations:

EPA	Environmental Protection Agency
J	estimated quantity
NS	not sampled

Notes:

1. Samples were collected October 24 through 31, 2022.
2. Samples analyzed in accordance with U.S. EPA Method 8260B by Eurofins Calscience of Tustin, California.
3. "<" indicates constituent was not detected at a concentration equal to or greater than the laboratory reporting limit shown.

N

0 250 Feet

INFERRED VINYL CHLORIDE PLUME MAP
OCTOBER 2022 - BIG CANYON ARROYO AREA
Former Ford Aeronutronic Property
Newport Beach, California

wsp	By: KLU	Prj. No. 8622397102.01.1G
	Date: 02/01/2023	Figure 12

C:\Users\dave.oshea\Wood PLC\Bay Area Graphics - Documents\FordNB\fnb\1.1G\23_0104_2SA22_fig_12_BC_VC_2SA22.mxd

C:\Users\dave.oshea\Wood PLC\Bay Area Graphics - Documents\FordNB\fnb\1.1G\23_0104_2SA22_fig_13_north_SW-GWlocs_2SA22.mxd

BONITA CREEK SURFACE WATER SAMPLING LOCATIONS – NORTH AREA
Former Ford Aeronutronic Property
Newport Beach, California

wsp	By: KLU	Prj. No. 8622397102.01.1G
	Date: 02/02/2023	Figure 13

C:\Users\dave.oshea\Wood PLC\Bay Area Graphics - Documents\FordNB\fnb\1.1G\23_0104_2SA22_fig_14_SG-PSG_2SA22.mxd

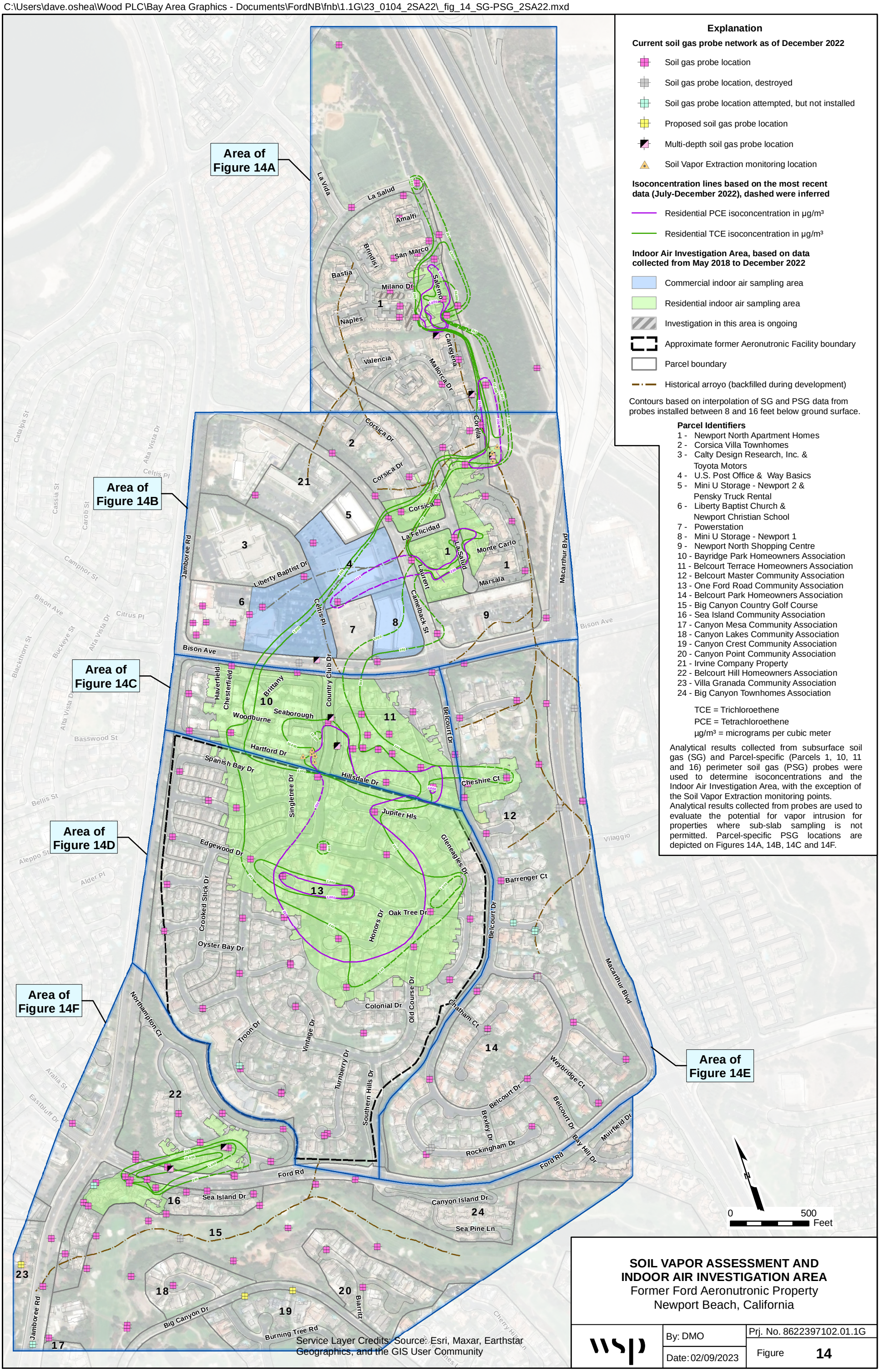

SOIL VAPOR ASSESSMENT AND INDOOR AIR INVESTIGATION AREA
Former Ford Aeronutronic Property
Newport Beach, California

wsp	By: DMO	Prj. No. 8622397102.01.1G
	Date: 02/09/2023	Figure 14

C:\Users\dave.oshea\Wood PLC\Bay Area Graphics - Documents\FordNB\fnb\1.1G\23_0104_2SA22_fig_14a_SG-PSG_2SA22.mxd

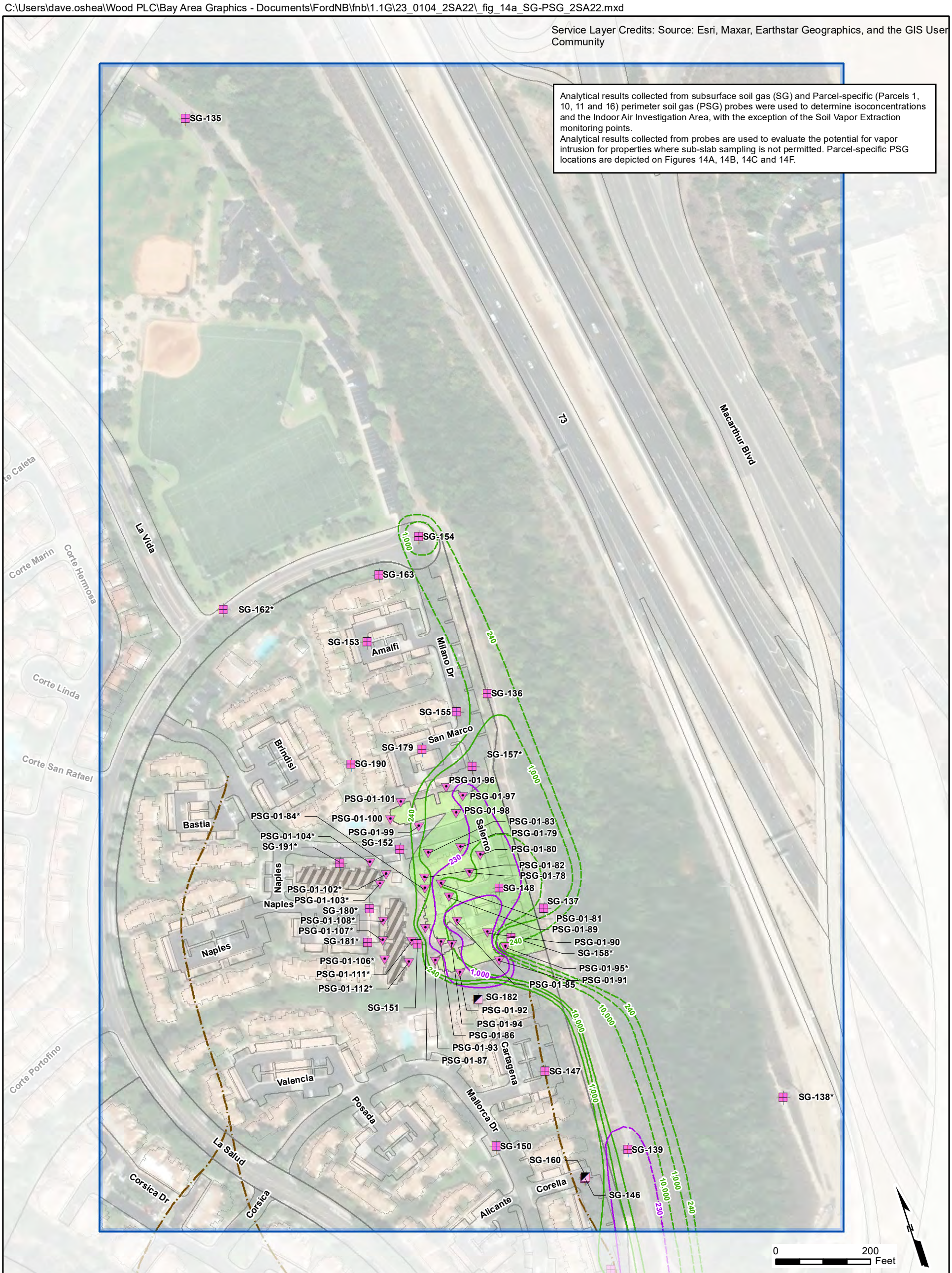

Explanation

Current soil gas probe network as of December 2022

- Soil gas probe location
- Multi-depth soil gas probe location
- Perimeter soil gas probe location

Isoconcentration lines based on the most recent data (July-December 2022), dashed were inferred

- Residential PCE isoconcentration in µg/m³
- Residential TCE isoconcentration in µg/m³

TCE = Trichloroethene
PCE = Tetrachloroethene
µg/m³ = micrograms per cubic meter

Indoor Air Investigation Area, based on data collected from May 2018 to December 2022

- Residential indoor air sampling area
- Investigation in this area is ongoing
- Parcel boundary
- Historical arroyo (backfilled during development)

Contours based on interpolation of SG and PSG data from probes installed between 8 and 16 feet below ground surface.

* = Probe not sampled or results not available due to damaged probe, water in probe, or no flow conditions.

Parcel Identifiers

1 - Newport North Apartment Homes
2 - Corsica Villa Townhomes

SOIL VAPOR ASSESSMENT AND INDOOR AIR INVESTIGATION AREA – CALTRANS

Former Ford Aeronutronic Property
Newport Beach, California

wsp	By: DMO	Prj. No. 8622397102.01.1G
	Date: 02/02/2023	Figure **14A**

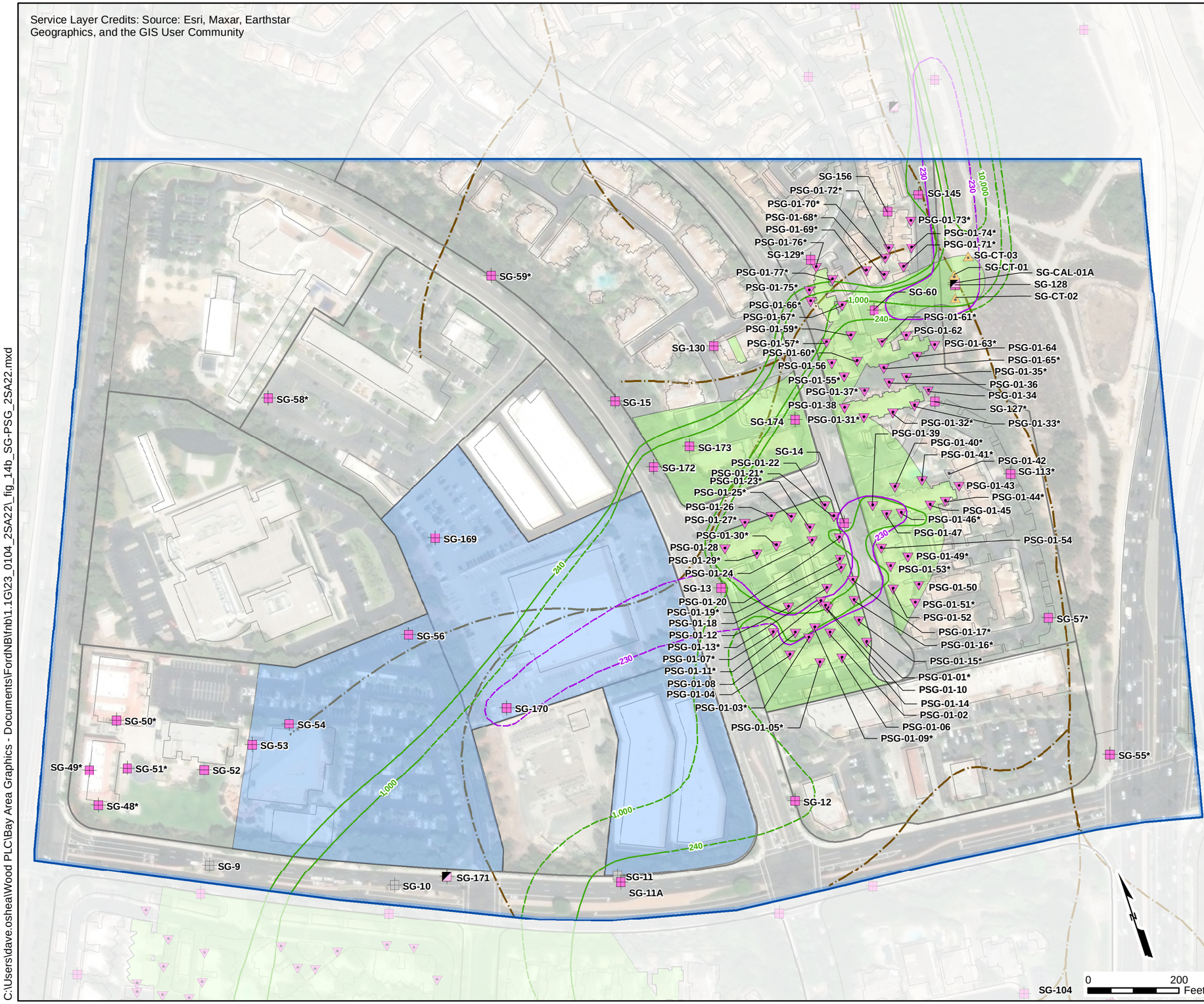

C:\Users\dave.oshea\Wood PLC\Bay Area Graphics - Documents\FordNB\fnb\1.1G\23_0104_2SA22_fig_14b_SG-PSG_2SA22.mxd

Explanation

Current soil gas probe network as of December 2022

- Soil gas probe location
- Soil gas probe location, destroyed
- Multi-depth soil gas probe location
- Soil Vapor Extraction monitoring location
- Perimeter soil gas probe location
- Perimeter soil gas probe location, destroyed

Isoconcentration lines based on the most recent data (July-December 2022), dashed were inferred

- Residential PCE isoconcentration in µg/m³
- Residential TCE isoconcentration in µg/m³

Indoor Air Investigation Area, based on data collected from May 2018 to December 2022

- Commercial indoor air sampling area
- Residential indoor air sampling area
- Investigation in this area is ongoing
- Historical arroyo (backfilled during development)
- Parcel boundary

Contours based on interpolation of SG and PSG data from probes installed between 8 and 16 feet below ground surface.
* = Probe not sampled or results not available due to damaged probe, water in probe, or no flow conditions.

Parcel Identifiers

1 - Newport North Apartment Homes
2 - Corsica Villa Townhomes
3 - Calty Design Research, Inc. & Toyota Motors
4 - U.S. Post Office & Way Basics
5 - Mini U Storage - Newport 2 & Pensky Truck Rental
6 - Liberty Baptist Church & Newport Christian School
7 - Powerstation
8 - Mini U Storage - Newport 1
9 - Newport North Shopping Center
10 - Bayridge Park Homeowners Association
11 - Belcourt Terrace Homeowners Association
12 - Belcourt Master Community Association
21 - Irvine Company Property

TCE = Trichloroethene
PCE = Tetrachloroethene
µg/m³ = micrograms per cubic meter

Analytical results collected from subsurface soil gas (SG) and Parcel-specific (Parcels 1, 10, 11 and 16) perimeter soil gas (PSG) probes were used to determine isoconcentrations and the Indoor Air Investigation Area, with the exception of the Soil Vapor Extraction monitoring points.
Analytical results collected from probes are used to evaluate the potential for vapor intrusion for properties where sub-slab sampling is not permitted. Parcel-specific PSG locations are depicted on Figures 14A, 14B, 14C and 14F.

SOIL VAPOR ASSESSMENT AND INDOOR AIR INVESTIGATION AREA – PARCELS 1, 2, 3, 4, 5, 6, 7, 8, 9, AND 21
Former Ford Aeronutronic Property
Newport Beach, California

wsp	By: DMO	Prj. No. 8622397102.01.1G
	Date: 02/09/2023	Figure **14B**

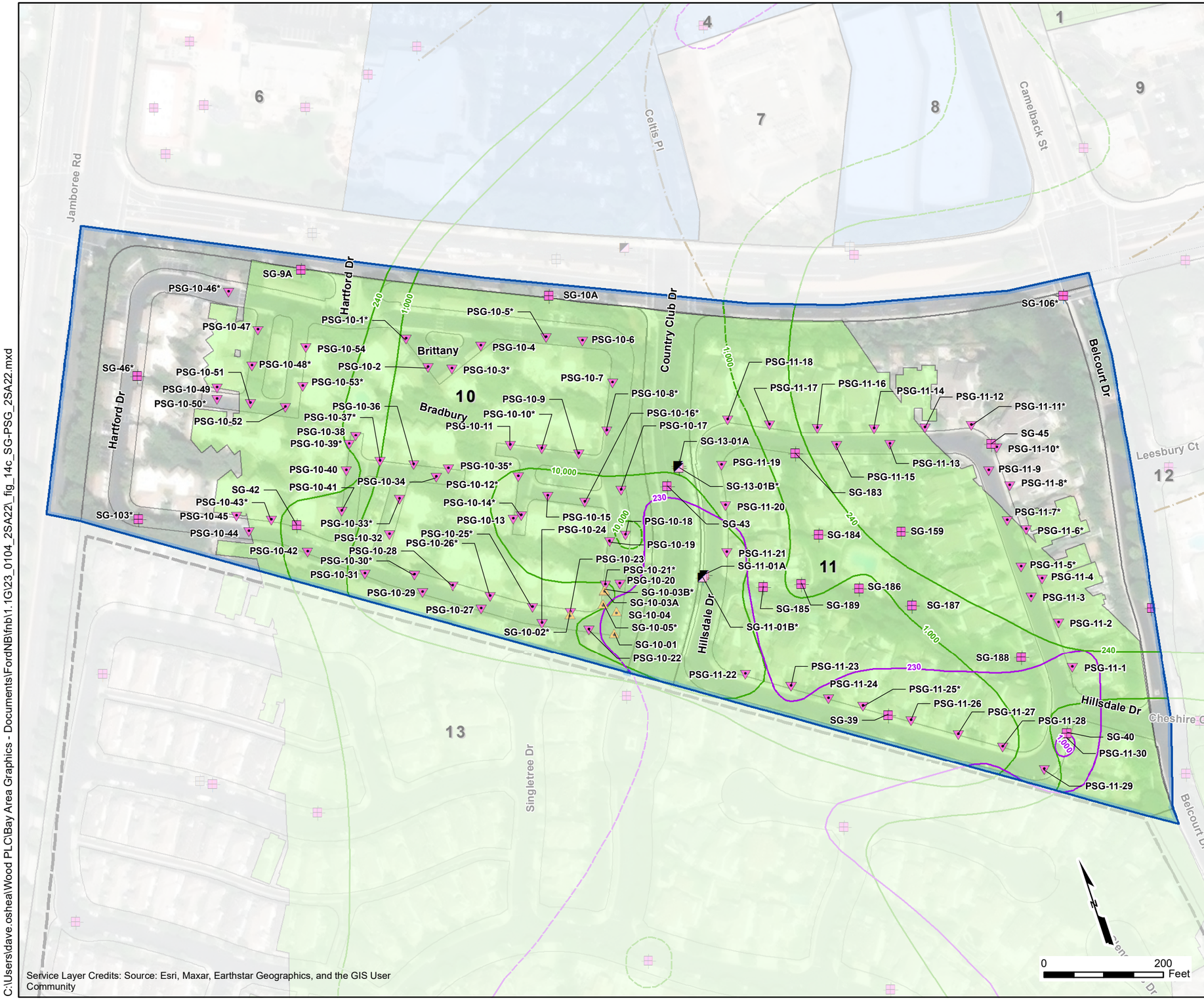

Service Layer Credits: Source: Esri, Maxar, Earthstar Geographics, and the GIS User Community

Explanation

Current soil gas probe network as of December 2022

- Soil gas probe location
- Soil gas probe location, destroyed
- Multi-depth soil gas probe location
- Soil Vapor Extraction monitoring location
- Perimeter soil gas probe location

Isoconcentration lines based on the most recent data (July-December 2022), dashed were inferred

- Residential PCE isoconcentration in µg/m³
- Residential TCE isoconcentration in µg/m³

Indoor Air Investigation Area, based on data collected from May 2018 to December 2022

- Commercial indoor air sampling area
- Residential indoor air sampling area
- Investigation in this area is ongoing
- Historical arroyo (backfilled during development)
- Parcel boundary

Contours based on interpolation of SG and PSG data from probes installed between 8 and 16 feet below ground surface.

* = Probe not sampled or results not available due to damaged probe, water in probe, or no flow conditions.

Parcel Identifiers
1 - Newport North Apartment Homes
4 - U.S. Post Office & Way Basics
6 - Liberty Baptist Church & Newport Christian School
7 - Powerstation
8 - Mini U Storage - Newport 1
9 - Newport North Shopping Center
10 - Bayridge Park Homeowners Association
11 - Belcourt Terrace Homeowners Association
12 - Belcourt Master Community Association
13 - One Ford Road Community Association

TCE = Trichloroethene
PCE = Tetrachloroethene
µg/m³ = micrograms per cubic meter

Analytical results collected from subsurface soil gas (SG) and Parcel-specific (Parcels 1, 10, 11 and 16) perimeter soil gas (PSG) probes were used to determine isoconcentrations and the Indoor Air Investigation Area, with the exception of the Soil Vapor Extraction monitoring points.
Analytical results collected from probes are used to evaluate the potential for vapor intrusion for properties where sub-slab sampling is not permitted. Parcel-specific PSG locations are depicted on Figures 14A, 14B, 14C and 14F.

SOIL VAPOR ASSESSMENT AND INDOOR AIR INVESTIGATION AREA – PARCELS 10 AND 11
Former Ford Aeronutronic Property
Newport Beach, California

wsp	By: DMO	Prj. No. 8622397102.01.1G
	Date: 02/09/2023	Figure 14C

C:\Users\dave.oshea\Wood PLC\Bay Area Graphics - Documents\FordNB\fnb\1.1G\23_0104_2SA22_fig_14c_SG-PSG_2SA22.mxd

C:\Users\dave.oshea\Wood PLC\Bay Area Graphics - Documents\FordNB\fnb\1.1G\23_0104_2SA22_fig_14d_SG-PSG_2SA22.mxd

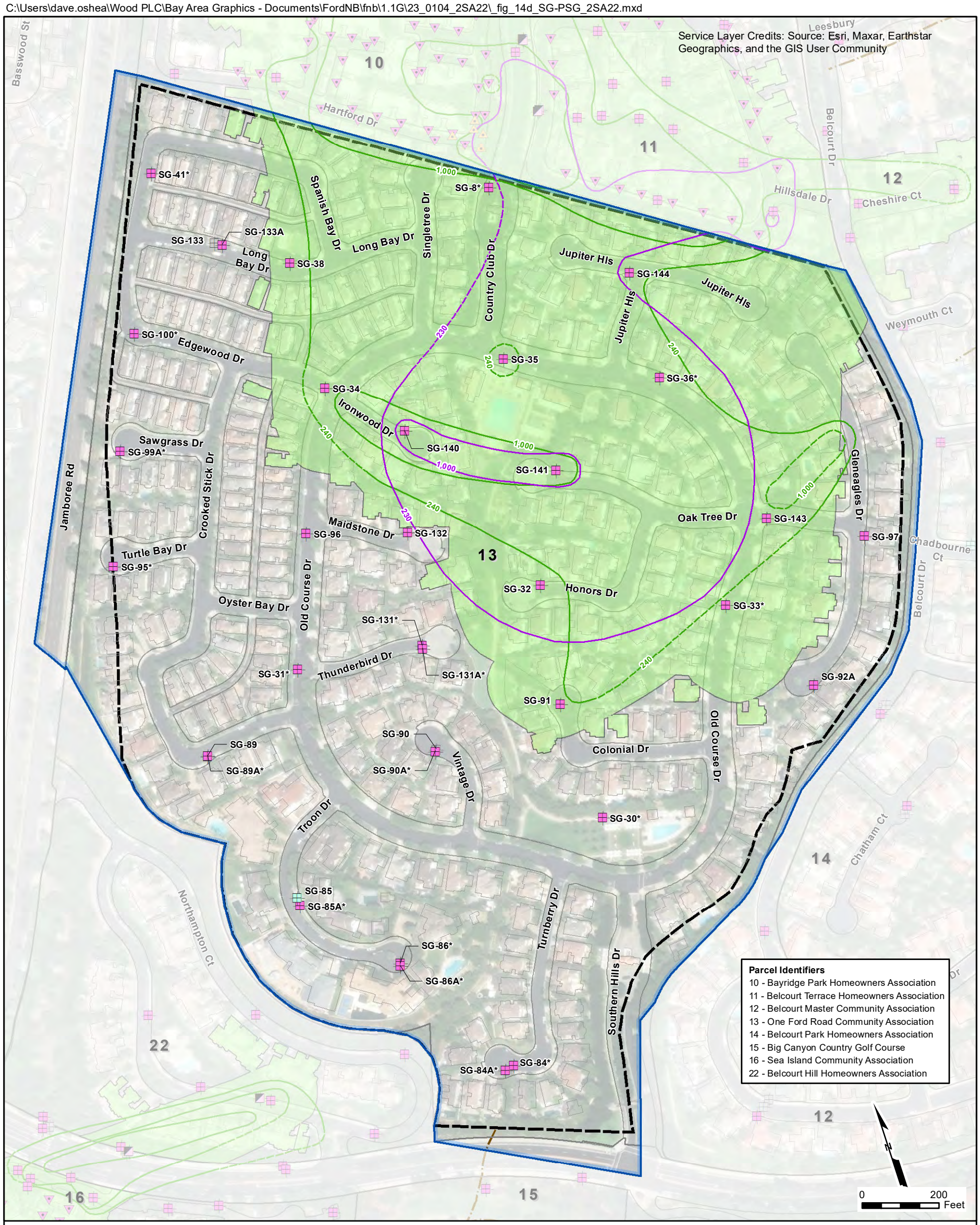

Parcel Identifiers

10 - Bayridge Park Homeowners Association
11 - Belcourt Terrace Homeowners Association
12 - Belcourt Master Community Association
13 - One Ford Road Community Association
14 - Belcourt Park Homeowners Association
15 - Big Canyon Country Golf Course
16 - Sea Island Community Association
22 - Belcourt Hill Homeowners Association

Explanation

Current soil gas probe network as of December 2022

- Soil gas probe location
- Soil gas probe location, destroyed
- Soil gas probe location attempted, but not installed
- Multi-depth soil gas probe location
- Soil Vapor Extraction monitoring location
- Perimeter soil gas probe location

Isoconcentration lines based on the most recent data (July-December 2022), dashed were inferred

- Residential PCE isoconcentration in µg/m³
- Residential TCE isoconcentration in µg/m³

Indoor Air Investigation Area, based on data collected from May 2018 to December 2022

- Residential indoor air sampling area
- Approximate former Aeronutronic Facility
- Historical arroyo (backfilled during development)

Contours based on interpolation of SG and PSG data from probes installed between 8 and 16 feet below ground surface.

* = Probe not sampled or results not available due to damaged probe, water in probe, or no flow conditions.

TCE = Trichloroethene
PCE = Tetrachloroethene
µg/m³ = micrograms per cubic meter

Analytical results collected from subsurface soil gas (SG) and Parcel-specific (Parcels 1, 10, 11 and 16) perimeter soil gas (PSG) probes were used to determine isoconcentrations and the Indoor Air Investigation Area, with the exception of the Soil Vapor Extraction monitoring points.
Analytical results collected from probes are used to evaluate the potential for vapor intrusion for properties where sub-slab sampling is not permitted. Parcel-specific PSG locations are depicted on Figures 14A, 14B, 14C and 14F.

SOIL VAPOR ASSESSMENT AND INDOOR AIR INVESTIGATION AREA – PARCEL 13

Former Ford Aeronutronic Property
Newport Beach, California

wsp	By: DMO	Prj. No. 8622397102.01.1G
	Date: 02/02/2023	Figure 14D

C:\Users\dave.oshea\Wood PLC\Bay Area Graphics - Documents\FordNB\fnb\1.1G\23_0104_2SA22_fig_14e_SG-PSG_2SA22.mxd

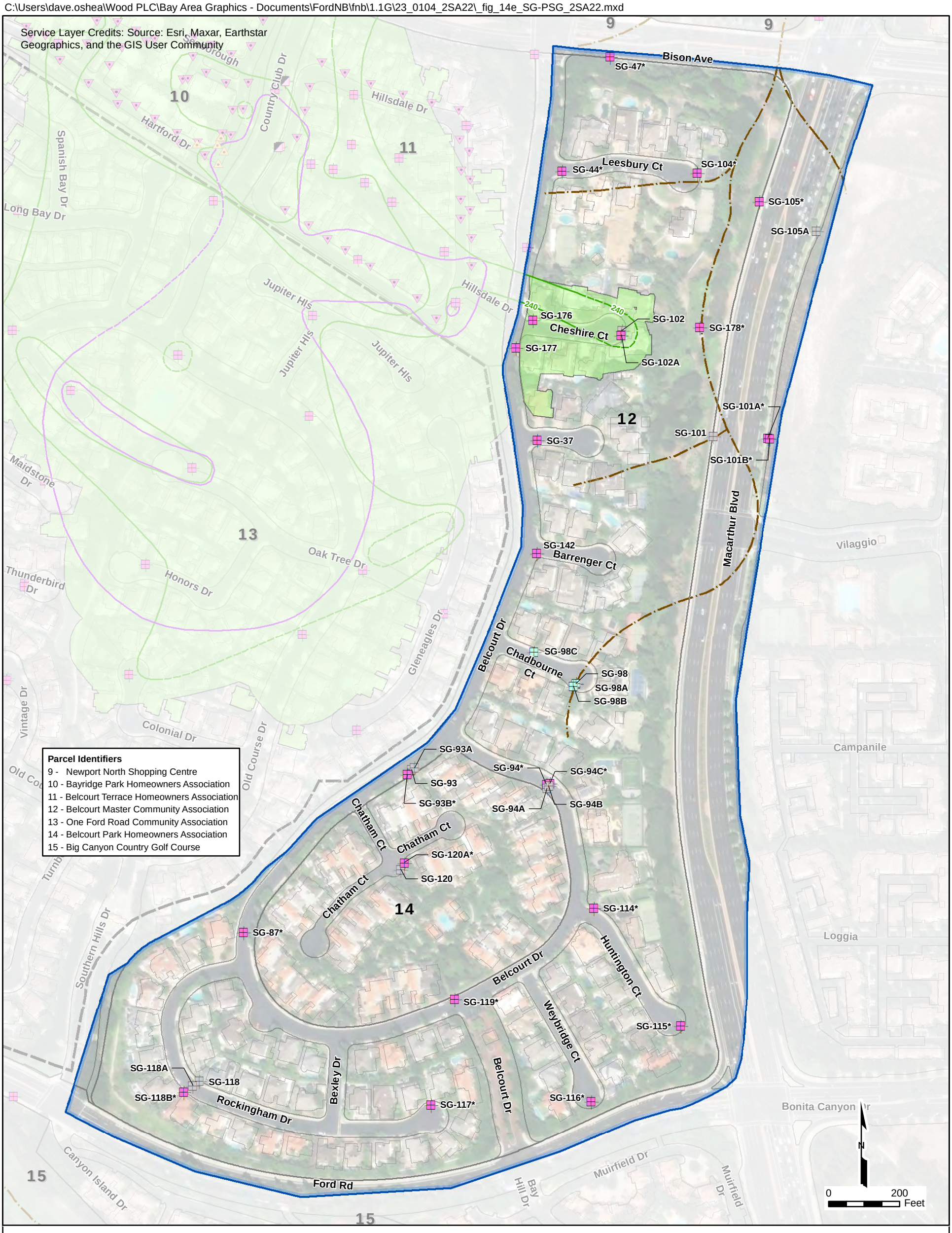

Parcel Identifiers

9 - Newport North Shopping Centre
10 - Bayridge Park Homeowners Association
11 - Belcourt Terrace Homeowners Association
12 - Belcourt Master Community Association
13 - One Ford Road Community Association
14 - Belcourt Park Homeowners Association
15 - Big Canyon Country Golf Course

Explanation

Current soil gas probe network as of December 2022

- Soil gas probe location
- Soil gas probe location, destroyed
- Soil gas probe location attempted, but not installed
- Multi-depth soil gas probe location
- Soil Vapor Extraction monitoring location
- Perimeter soil gas probe location

Isoconcentration lines based on the most recent data (July-December 2022), dashed were inferred

- Residential PCE isoconcentration in µg/m³
- Residential TCE isoconcentration in µg/m³

Indoor Air Investigation Area, based on data collected from May 2018 to December 2022

- Residential indoor air sampling area
- Approximate former Aeronutronic Facility boundary
- Historical arroyo (backfilled during development)

Contours based on interpolation of SG and PSG data from probes installed between 8 and 16 feet below ground surface.
* = Probe not sampled or results not available due to damaged probe, water in probe, or no flow conditions.

TCE = Trichloroethene
PCE = Tetrachloroethene
µg/m³ = micrograms per cubic meter

Analytical results collected from subsurface soil gas (SG) and Parcel-specific (Parcels 1, 10, 11 and 16) perimeter soil gas (PSG) probes were used to determine isoconcentrations and the Indoor Air Investigation Area, with the exception of the Soil Vapor Extraction monitoring points.
Analytical results collected from probes are used to evaluate the potential for vapor intrusion for properties where sub-slab sampling is not permitted. Parcel-specific PSG locations are depicted on Figures 14A, 14B, 14C and 14F.

SOIL VAPOR ASSESSMENT AND INDOOR AIR INVESTIGATION AREA – PARCELS 12 AND 14
Former Ford Aeronutronic Property
Newport Beach, California

wsp	By: DMO	Prj. No. 8622397102.01.1G
	Date: 02/01/2023	Figure 14E

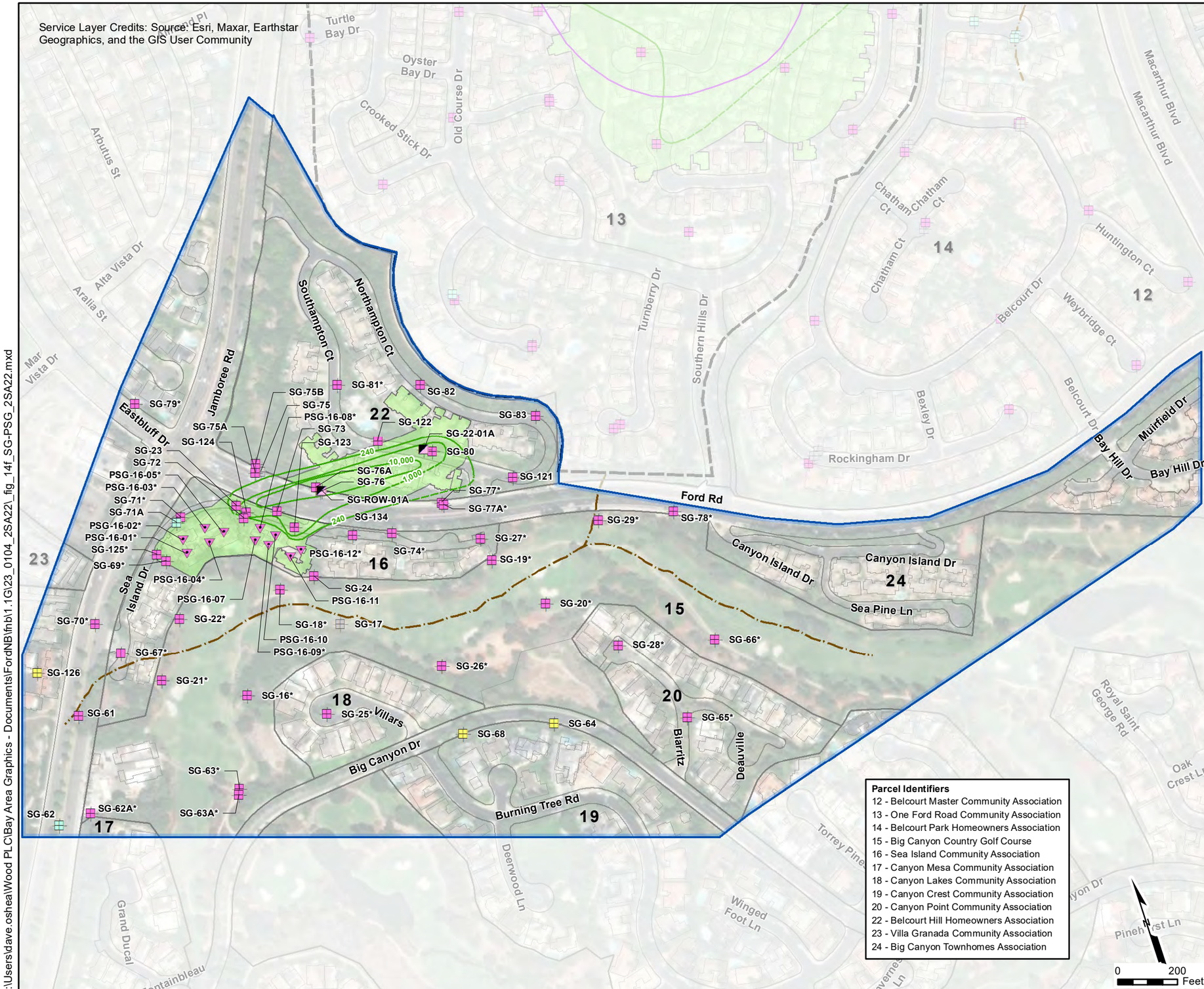

Explanation

Current soil gas probe network as of December 2022

- Soil gas probe location
- Soil gas probe location, destroyed
- Soil gas probe location attempted, but not installed
- Proposed soil gas probe location
- Multi-depth soil gas probe location
- Perimeter soil gas probe location

Isoconcentration lines based on the most recent data (July-December 2022), dashed were inferred

- Residential PCE isoconcentration in µg/m³
- Residential TCE isoconcentration in µg/m³

Indoor Air Investigation Area, based on data collected from May 2018 to December 2022

- Residential indoor air sampling area
- Approximate former Aeronutronic Facility
- Parcel boundary
- Historical arroyo (backfilled during development)

Contours based on interpolation of SG and PSG data from probes installed between 8 and 16 feet below ground surface.
* = Probe not sampled or results not available due to damaged probe, water in probe, or no flow conditions.

TCE = Trichloroethene
PCE = Tetrachloroethene
µg/m³ = micrograms per cubic meter

Analytical results collected from subsurface soil gas (SG) and Parcel-specific (Parcels 1, 10, 11 and 16) perimeter soil gas (PSG) probes were used to determine isoconcentrations and the Indoor Air Investigation Area, with the exception of the Soil Vapor Extraction monitoring points. Analytical results collected from probes are used to evaluate the potential for vapor intrusion for properties where sub-slab sampling is not permitted. Parcel-specific PSG locations are depicted on Figures 14A, 14B, 14C and 14F.

Parcel Identifiers

12 - Belcourt Master Community Association
13 - One Ford Road Community Association
14 - Belcourt Park Homeowners Association
15 - Big Canyon Country Golf Course
16 - Sea Island Community Association
17 - Canyon Mesa Community Association
18 - Canyon Lakes Community Association
19 - Canyon Crest Community Association
20 - Canyon Point Community Association
22 - Belcourt Hill Homeowners Association
23 - Villa Granada Community Association
24 - Big Canyon Townhomes Association

0 200 Feet

SOIL VAPOR ASSESSMENT AND INDOOR AIR INVESTIGATION AREA – PARCELS 15, 16, 17, 18, 19, 20, 22, AND 23
Former Ford Aeronutronic Property
Newport Beach, California

wsp	By: DMO	Prj. No. 8622397102.01.1G
	Date: 02/06/2023	Figure 14F

C:\Users\dave.oshea\Wood PLC\Bay Area Graphics - Documents\FordNB\fnb\1.1G\23_0104_2SA22_fig_14f_SG-PSG_2SA22.mxd

C:\Users\dave.oshea\Wood PLC\Bay Area Graphics - Documents\FordNB\fnb\1.1G\23_0104_2SA22_fig_15_SL_2SA22.mxd

SANITARY SEWER LAYOUT
Former Ford Aeronutronic Property,
Newport Beach, California

wsp	By: DMO	Prj. No. 8620397107.1.1G
	Date: 02/01/2023	Figure 15

C:\Users\dave.oshea\Wood PLC\Bay Area Graphics - Documents\FordNB\fnb\1.1G\23_0104_2SA22_fig_15a_SL_Belcourt_2SA22.mxd

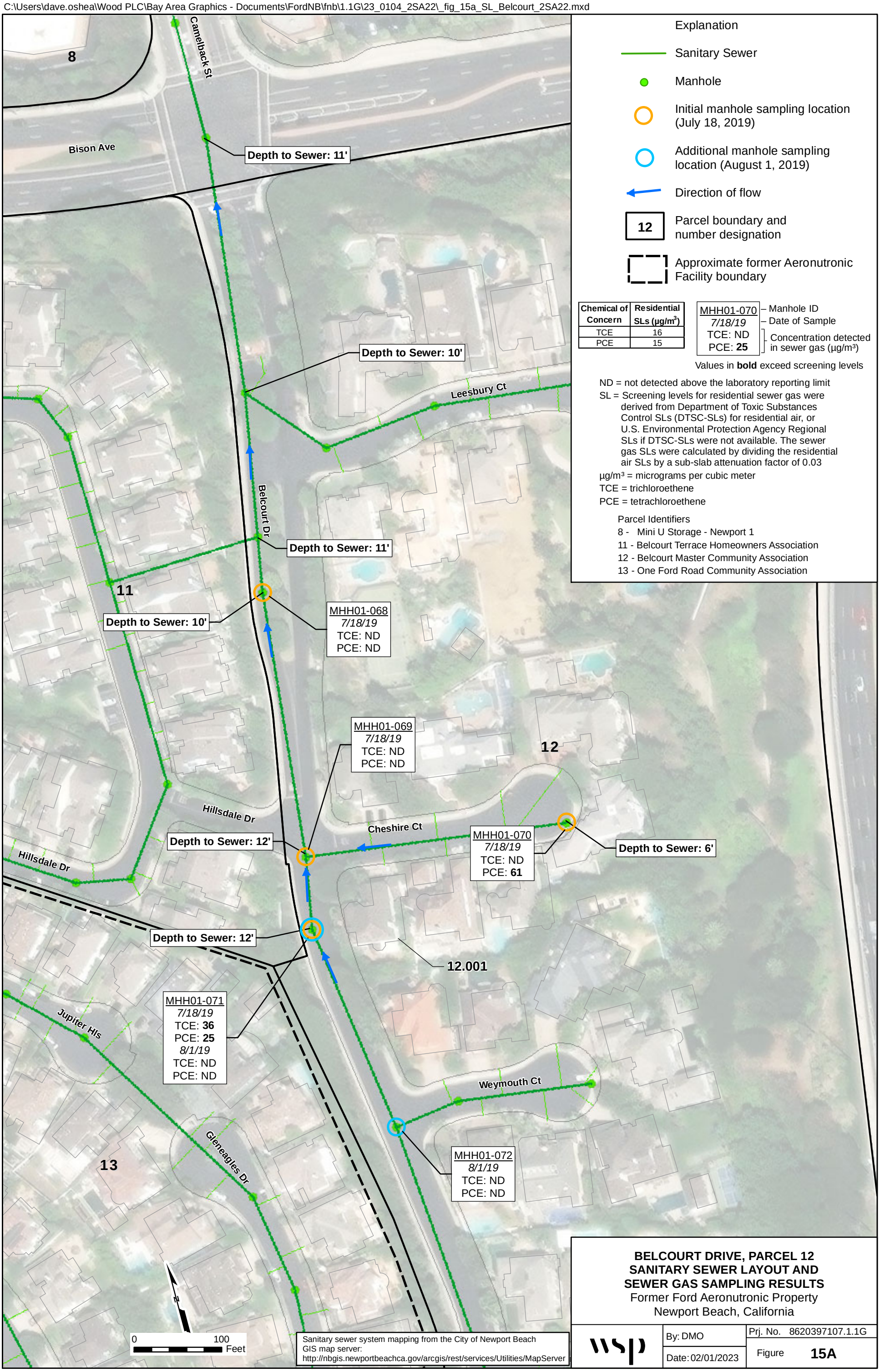

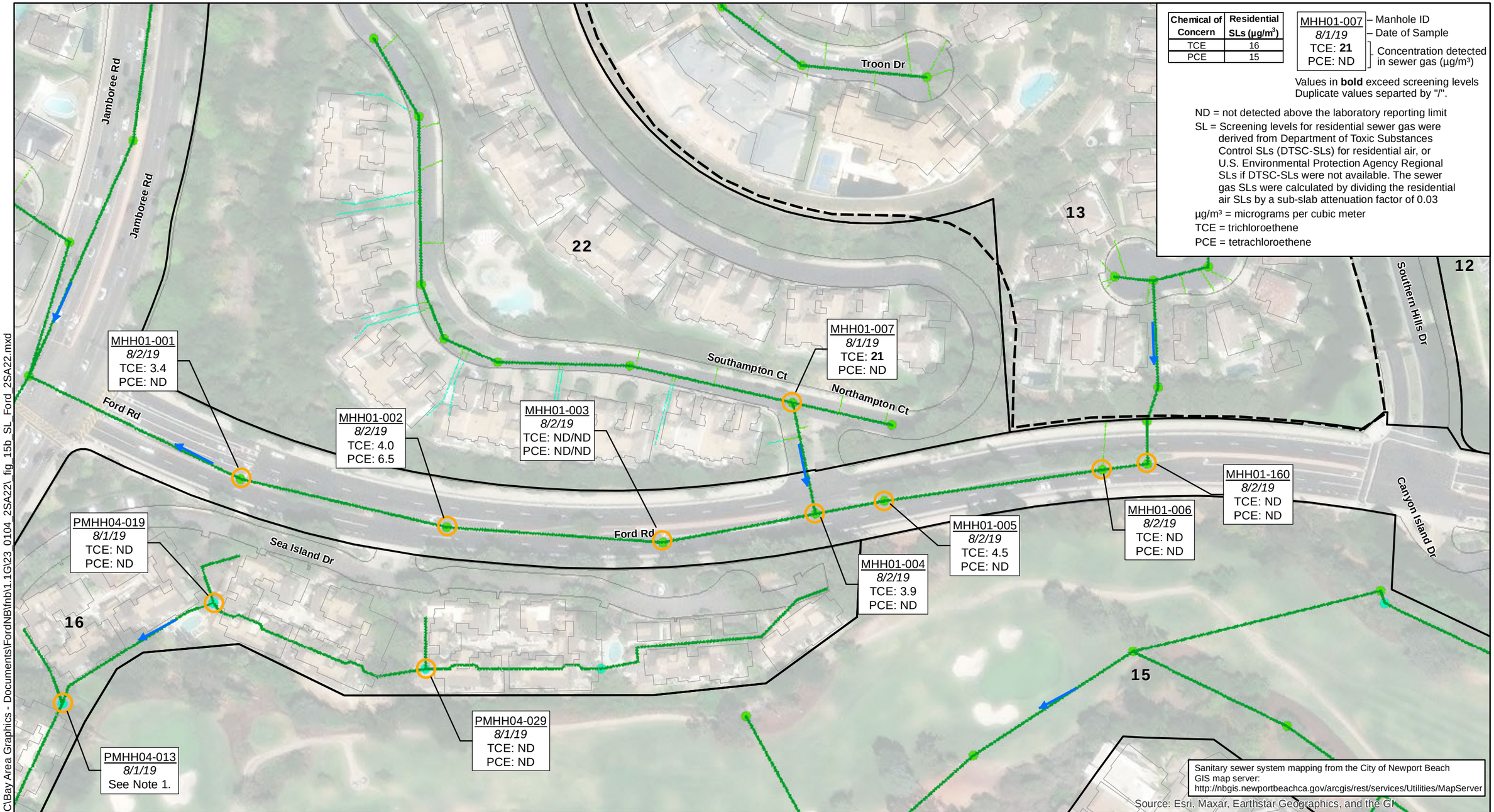

Chemical of Concern	Residential SLs (µg/m³)
TCE	16
PCE	15

MHH01-007 – Manhole ID
8/1/19 – Date of Sample
TCE: **21**
PCE: ND – Concentration detected in sewer gas (µg/m³)

Values in **bold** exceed screening levels
Duplicate values separted by "/".

ND = not detected above the laboratory reporting limit
SL = Screening levels for residential sewer gas were derived from Department of Toxic Substances Control SLs (DTSC-SLs) for residential air, or U.S. Environmental Protection Agency Regional SLs if DTSC-SLs were not available. The sewer gas SLs were calculated by dividing the residential air SLs by a sub-slab attenuation factor of 0.03
µg/m³ = micrograms per cubic meter
TCE = trichloroethene
PCE = tetrachloroethene

N
0 125 Feet

Explanation

- Sanitary Sewer
- Sewer Manhole
- Private Sewer Manhole
- Direction of flow
- Initial manhole sampling location (August 1 or 2, 2019)
- 16 – Parcel boundary and number designation
- Approximate former Aeronutronic Facility boundary

Parcel Identifiers
12 - Belcourt Master Community Association
13 - One Ford Road Community Association
15 - Big Canyon Country Golf Course
16 - Sea Island Community Association
22 - Belcourt Hill Homeowners Association

Note:
1. PMHH04_013 not sampled - unable to locate manhole cover during field investigation activities.

FORD ROAD, PARCELS 16 AND 22
SANITARY SEWER LAYOUT AND SEWER GAS SAMPLING RESULTS
Former Ford Aeronutronic Property
Newport Beach, California

wsp

By: DMO
Date: 02/01/2023
Prj. No. 8622397102.01.1G
Figure **15B**

C:\Users\dave.oshea\Wood PLC\Bay Area Graphics - Documents\FordN\Bfnb\1.1G\23_0104_2SA22_fig_15b_SL_Ford_2SA22.mxd

C:\Users\dave.oshea\Wood PLC\Bay Area Graphics - Documents\FordNB\fnb\1.1G\23_0104_2SA22_fig_15c_SL_Honors_2SA22.mxd

Explanation

- Sanitary Sewer
- Manhole
- Direction of flow
- 13 — Parcel boundary and number designation
- Manhole sampled (July 18, 2019)
- Manhole sampled (October 22, 2019)
- Sewer lateral sampled (October 22, 2019)
- Approximate former Aeronutronic Facility boundary

MHH01-244 – Manhole ID
7/18/19 – Date of Sample
TCE: ND
PCE: 5.6 – Concentration detected in sewer gas (µg/m³)

Values in bold exceed screening levels

Chemical of Concern	Residential SLs (µg/m³)
TCE	16
PCE	15

ND = not detected above the laboratory reporting limit
SL = Screening levels for residential sewer gas were derived from Department of Toxic Substances Control SLs (DTSC-SLs) for residential air, or U.S. Environmental Protection Agency Regional SLs if DTSC-SLs were not available. The sewer gas SLs were calculated by dividing the residential air SLs by a sub-slab attenuation factor of 0.03.
µg/m³ = micrograms per cubic meter
TCE = trichloroethene
PCE = tetrachloroethene

HONORS DRIVE, SINGLETREE DRIVE, AND LONG BAY DRIVE, PARCEL 13 SANITARY SEWER LAYOUT AND SEWER GAS SAMPLING RESULTS
Former Ford Aeronutronic Property
Newport Beach, California

wsp

By: DMO
Date: 02/01/2023
Prj. No. 8622397102.01.1G
Figure **15C**

C:\Users\dave.oshea\Wood PLC\Bay Area Graphics - Documents\FordNB\fnb\1.1G\23_0104_2SA22_fig_16_GWA_GW_2SA22.mxd

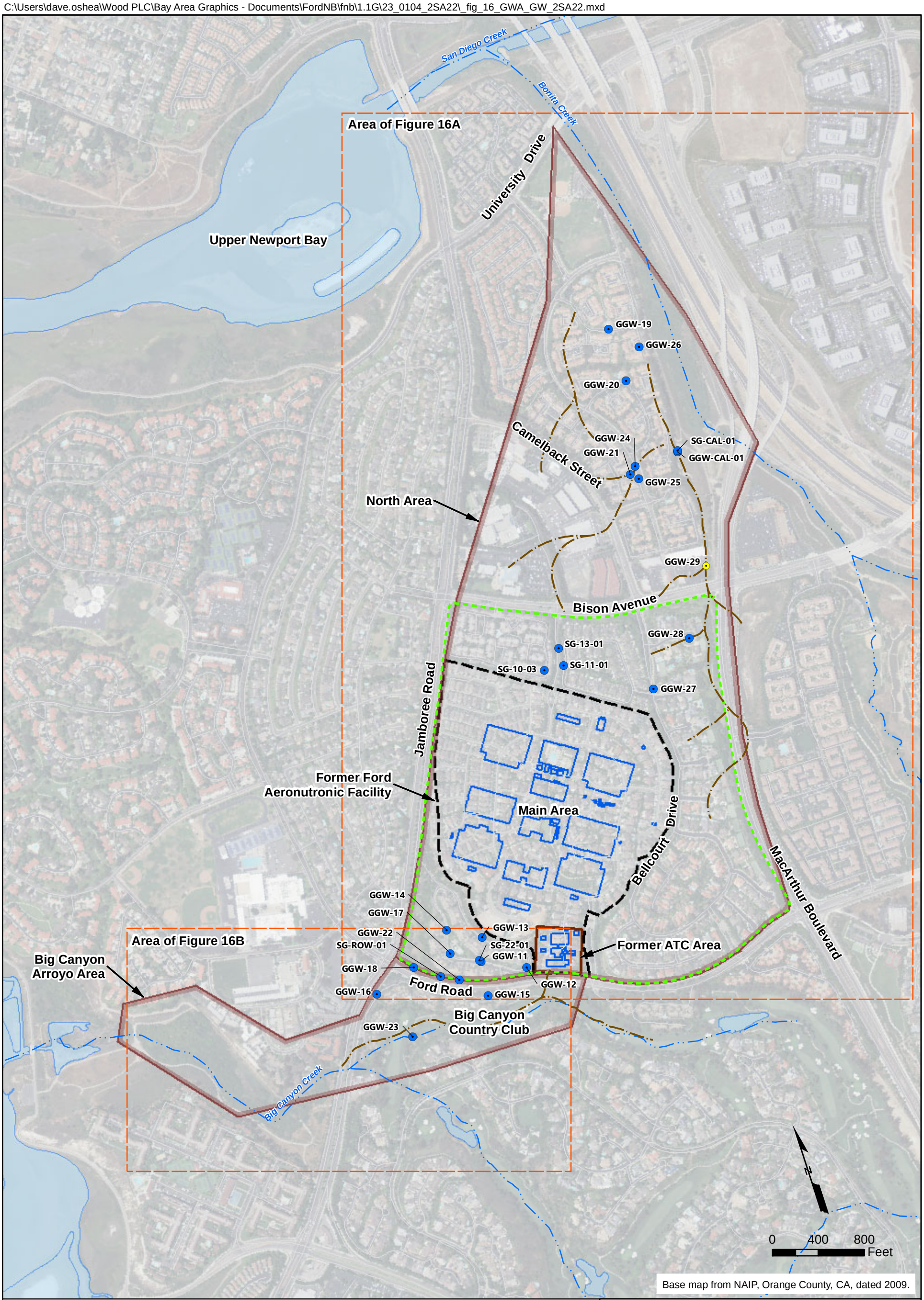

Explanation

- Approximate North Area and Big Canyon Arroyo boundaries (the study area)
- Approximate former Aeronutronic Facility boundary
- Approximate location of former facility buildings
- Approximate former ATC area
- Former facility property
- Historical arroyo (backfilled during development)
- Creek
- Grab groundwater sample location
- Proposed grab groundwater sample location

GROUNDWATER ASSESSMENT AREA
Former Ford Aeronutronic Property
Newport Beach, California

wsp	By: KLU	Prj. No. 8622397102.01.1G
	Date: 02/01/2023	Figure 16

C:\Users\dave.oshea\Wood PLC\Bay Area Graphics - Documents\FordNB\fnb\1.1G\23_0104_2SA22_fig_16a_GWA_GW_2SA22.mxd

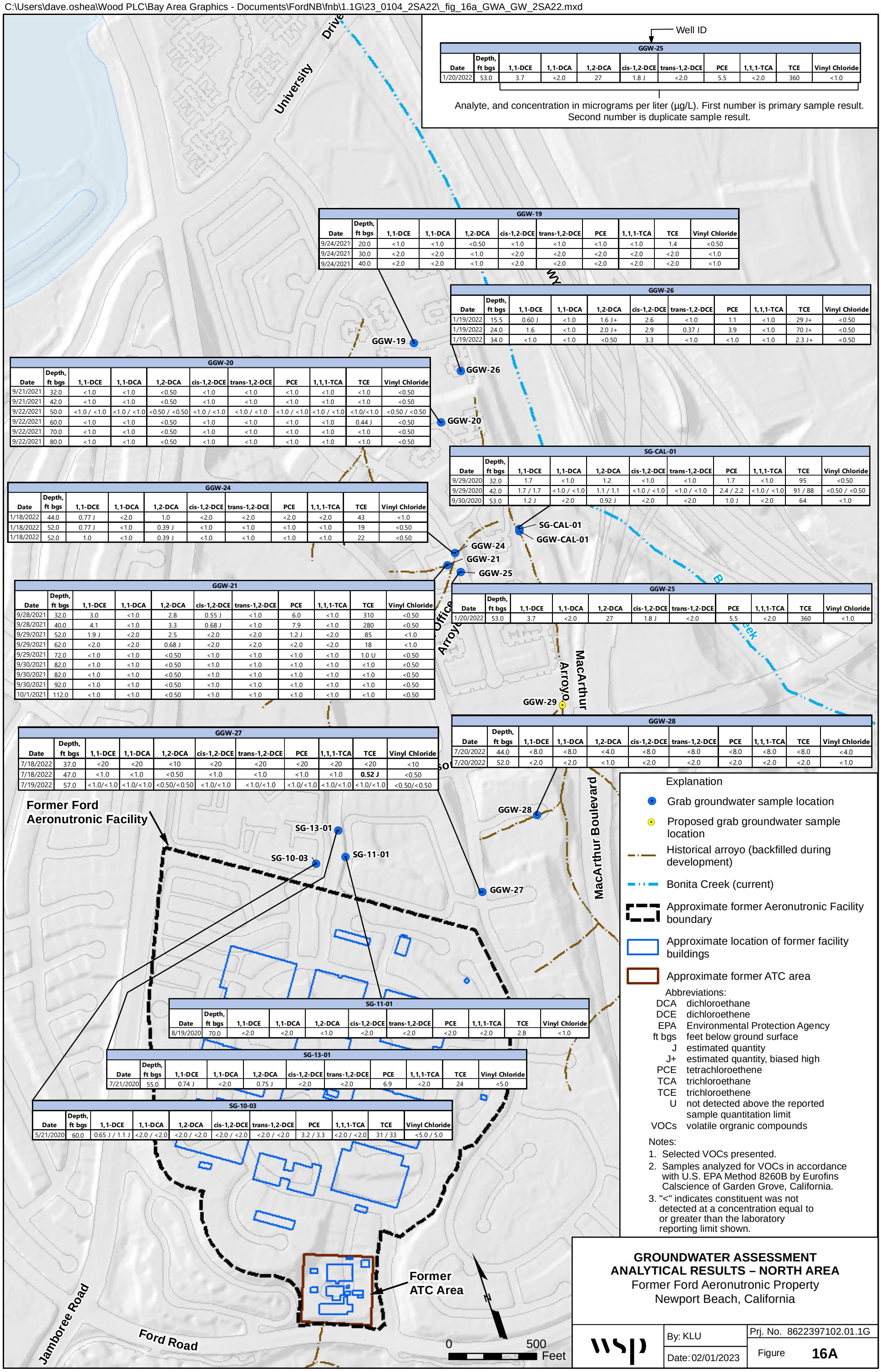

GGW-25

Date	Depth, ft bgs	1,1-DCE	1,1-DCA	1,2-DCA	cis-1,2-DCE	trans-1,2-DCE	PCE	1,1,1-TCA	TCE	Vinyl Chloride
1/20/2022	53.0	3.7	<2.0	27	1.8 J	<2.0	5.5	<2.0	360	<1.0

GGW-19

Date	Depth, ft bgs	1,1-DCE	1,1-DCA	1,2-DCA	cis-1,2-DCE	trans-1,2-DCE	PCE	1,1,1-TCA	TCE	Vinyl Chloride
9/24/2021	20.0	<1.0	<1.0	<0.50	<1.0	<1.0	<1.0	<1.0	1.4	<0.50
9/24/2021	30.0	<2.0	<2.0	<1.0	<2.0	<2.0	<2.0	<2.0	<2.0	<1.0
9/24/2021	40.0	<2.0	<2.0	<1.0	<2.0	<2.0	<2.0	<2.0	<2.0	<1.0

GGW-26

Date	Depth, ft bgs	1,1-DCE	1,1-DCA	1,2-DCA	cis-1,2-DCE	trans-1,2-DCE	PCE	1,1,1-TCA	TCE	Vinyl Chloride
1/19/2022	15.5	0.60 J	<1.0	1.6 J+	2.6	<1.0	1.1	<1.0	29 J+	<0.50
1/19/2022	24.0	1.6	<1.0	2.0 J+	2.9	0.37 J	3.9	<1.0	70 J+	<0.50
1/19/2022	34.0	<1.0	<1.0	<0.50	3.3	<1.0	<1.0	<1.0	2.3 J+	<0.50

GGW-20

Date	Depth, ft bgs	1,1-DCE	1,1-DCA	1,2-DCA	cis-1,2-DCE	trans-1,2-DCE	PCE	1,1,1-TCA	TCE	Vinyl Chloride
9/21/2021	32.0	<1.0	<1.0	<0.50	<1.0	<1.0	<1.0	<1.0	<1.0	<0.50
9/21/2021	42.0	<1.0	<1.0	<0.50	<1.0	<1.0	<1.0	<1.0	<1.0	<0.50
9/22/2021	50.0	<1.0 / <1.0	<1.0 / <1.0	<0.50 / <0.50	<1.0 / <1.0	<1.0 / <1.0	<1.0 / <1.0	<1.0 / <1.0	<1.0/<1.0	<0.50 / <0.50
9/22/2021	60.0	<1.0	<1.0	<0.50	<1.0	<1.0	<1.0	<1.0	0.44 J	<0.50
9/22/2021	70.0	<1.0	<1.0	<0.50	<1.0	<1.0	<1.0	<1.0	<1.0	<0.50
9/22/2021	80.0	<1.0	<1.0	<0.50	<1.0	<1.0	<1.0	<1.0	<1.0	<0.50

SG-CAL-01

Date	Depth, ft bgs	1,1-DCE	1,1-DCA	1,2-DCA	cis-1,2-DCE	trans-1,2-DCE	PCE	1,1,1-TCA	TCE	Vinyl Chloride
9/29/2020	32.0	1.7	<1.0	1.2	<1.0	<1.0	1.7	<1.0	95	<0.50
9/29/2020	42.0	1.7 / 1.7	<1.0 / <1.0	1.1 / 1.1	<1.0 / <1.0	<1.0 / <1.0	2.4 / 2.2	<1.0 / <1.0	91 / 88	<0.50 / <0.50
9/30/2020	53.0	1.2 J	<2.0	0.92 J	<2.0	<2.0	1.0 J	<2.0	64	<1.0

GGW-24

Date	Depth, ft bgs	1,1-DCE	1,1-DCA	1,2-DCA	cis-1,2-DCE	trans-1,2-DCE	PCE	1,1,1-TCA	TCE	Vinyl Chloride
1/18/2022	44.0	0.77 J	<2.0	1.0	<2.0	<2.0	<2.0	<2.0	43	<1.0
1/18/2022	52.0	0.77 J	<1.0	0.39 J	<1.0	<1.0	<1.0	<1.0	19	<0.50
1/18/2022	52.0	1.0	<1.0	0.39 J	<1.0	<1.0	<1.0	<1.0	22	<0.50

GGW-21

Date	Depth, ft bgs	1,1-DCE	1,1-DCA	1,2-DCA	cis-1,2-DCE	trans-1,2-DCE	PCE	1,1,1-TCA	TCE	Vinyl Chloride
9/28/2021	32.0	3.0	<1.0	2.8	0.55 J	<1.0	6.0	<1.0	310	<0.50
9/28/2021	40.0	4.1	<1.0	3.3	0.68 J	<1.0	7.9	<1.0	280	<0.50
9/29/2021	52.0	1.9 J	<2.0	2.5	<2.0	<2.0	1.2 J	<2.0	85	<1.0
9/29/2021	62.0	<2.0	<2.0	0.68 J	<2.0	<2.0	<2.0	<2.0	18	<1.0
9/29/2021	72.0	<1.0	<1.0	<0.50	<1.0	<1.0	<1.0	<1.0	1.0 U	<0.50
9/30/2021	82.0	<1.0	<1.0	<0.50	<1.0	<1.0	<1.0	<1.0	<1.0	<0.50
9/30/2021	82.0	<1.0	<1.0	<0.50	<1.0	<1.0	<1.0	<1.0	<1.0	<0.50
9/30/2021	92.0	<1.0	<1.0	<0.50	<1.0	<1.0	<1.0	<1.0	<1.0	<0.50
10/1/2021	112.0	<1.0	<1.0	<0.50	<1.0	<1.0	<1.0	<1.0	<1.0	<0.50

GGW-25

Date	Depth, ft bgs	1,1-DCE	1,1-DCA	1,2-DCA	cis-1,2-DCE	trans-1,2-DCE	PCE	1,1,1-TCA	TCE	Vinyl Chloride
1/20/2022	53.0	3.7	<2.0	27	1.8 J	<2.0	5.5	<2.0	360	<1.0

GGW-28

Date	Depth, ft bgs	1,1-DCE	1,1-DCA	1,2-DCA	cis-1,2-DCE	trans-1,2-DCE	PCE	1,1,1-TCA	TCE	Vinyl Chloride
7/20/2022	44.0	<8.0	<8.0	<4.0	<8.0	<8.0	<8.0	<8.0	<8.0	<4.0
7/20/2022	52.0	<2.0	<2.0	<1.0	<2.0	<2.0	<2.0	<2.0	<2.0	<1.0

GGW-27

Date	Depth, ft bgs	1,1-DCE	1,1-DCA	1,2-DCA	cis-1,2-DCE	trans-1,2-DCE	PCE	1,1,1-TCA	TCE	Vinyl Chloride
7/18/2022	37.0	<20	<20	<10	<20	<20	<20	<20	<20	<10
7/18/2022	47.0	<1.0	<1.0	<0.50	<1.0	<1.0	<1.0	<1.0	**0.52 J**	<0.50
7/19/2022	57.0	<1.0/<1.0	<1.0/<1.0	<0.50/<0.50	<1.0/<1.0	<1.0/<1.0	<1.0/<1.0	<1.0/<1.0	<1.0/<1.0	<0.50/<0.50

SG-11-01

Date	Depth, ft bgs	1,1-DCE	1,1-DCA	1,2-DCA	cis-1,2-DCE	trans-1,2-DCE	PCE	1,1,1-TCA	TCE	Vinyl Chloride
8/19/2020	70.0	<2.0	<2.0	<1.0	<2.0	<2.0	<2.0	<2.0	2.8	<1.0

SG-13-01

Date	Depth, ft bgs	1,1-DCE	1,1-DCA	1,2-DCA	cis-1,2-DCE	trans-1,2-DCE	PCE	1,1,1-TCA	TCE	Vinyl Chloride
7/21/2020	55.0	0.74 J	<2.0	0.75 J	<2.0	<2.0	6.9	<2.0	24	<5.0

SG-10-03

Date	Depth, ft bgs	1,1-DCE	1,1-DCA	1,2-DCA	cis-1,2-DCE	trans-1,2-DCE	PCE	1,1,1-TCA	TCE	Vinyl Chloride
5/21/2020	60.0	0.65 J / 1.1 J	<2.0 / <2.0	<2.0 / <2.0	<2.0 / <2.0	<2.0 / <2.0	3.2 / 3.3	<2.0 / <2.0	31 / 33	<5.0 / 5.0

GROUNDWATER ASSESSMENT ANALYTICAL RESULTS – NORTH AREA
Former Ford Aeronutronic Property
Newport Beach, California

wsp

By: KLU
Date: 02/01/2023
Prj. No. 8622397102.01.1G
Figure **16A**

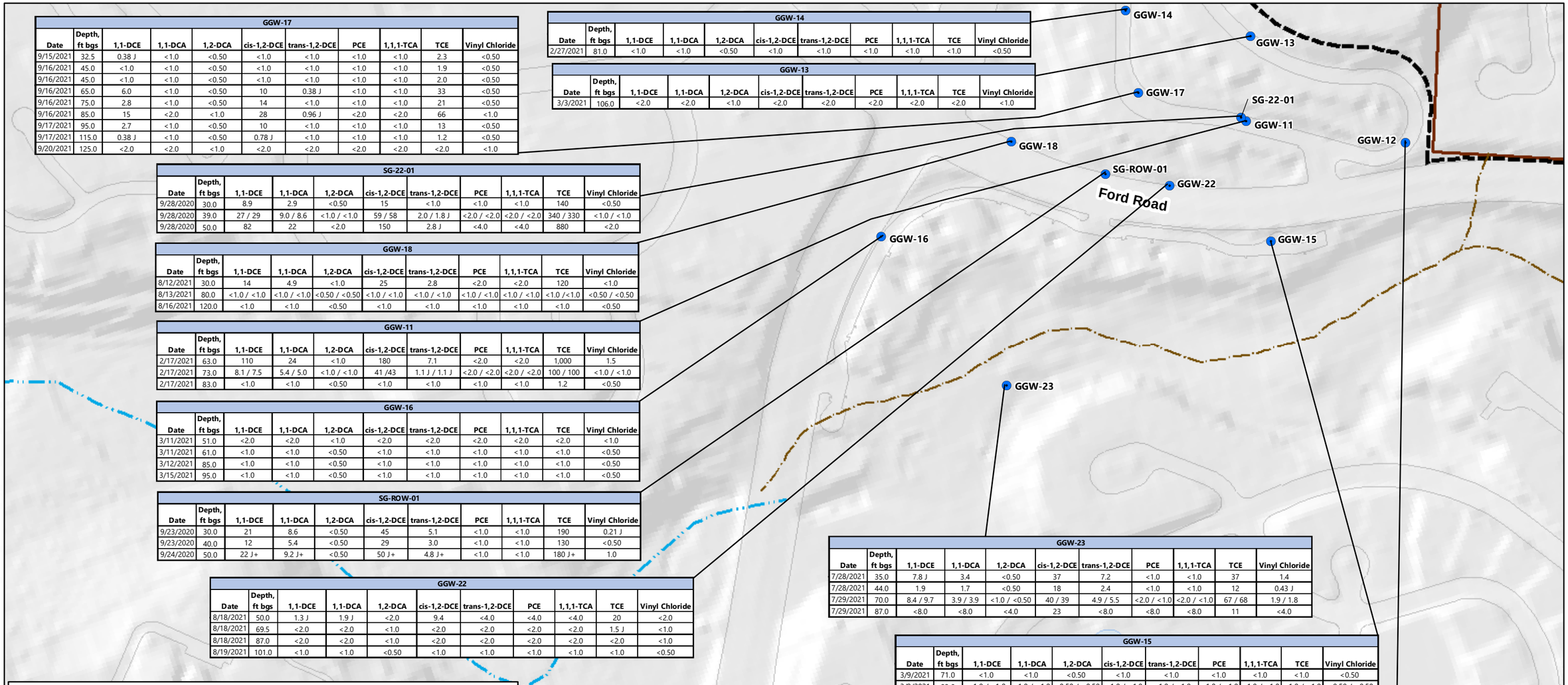

GGW-17

Date	Depth, ft bgs	1,1-DCE	1,1-DCA	1,2-DCA	cis-1,2-DCE	trans-1,2-DCE	PCE	1,1,1-TCA	TCE	Vinyl Chloride
9/15/2021	32.5	0.38 J	<1.0	<0.50	<1.0	<1.0	<1.0	<1.0	2.3	<0.50
9/16/2021	45.0	<1.0	<1.0	<0.50	<1.0	<1.0	<1.0	<1.0	1.9	<0.50
9/16/2021	45.0	<1.0	<1.0	<0.50	<1.0	<1.0	<1.0	<1.0	2.0	<0.50
9/16/2021	65.0	6.0	<1.0	<0.50	10	0.38 J	<1.0	<1.0	33	<0.50
9/16/2021	75.0	2.8	<1.0	<0.50	14	<1.0	<1.0	<1.0	21	<0.50
9/16/2021	85.0	15	<2.0	<1.0	28	0.96 J	<2.0	<2.0	66	<1.0
9/17/2021	95.0	2.7	<1.0	<0.50	10	<1.0	<1.0	<1.0	13	<0.50
9/17/2021	115.0	0.38 J	<1.0	<0.50	0.78 J	<1.0	<1.0	<1.0	1.2	<0.50
9/20/2021	125.0	<2.0	<2.0	<1.0	<2.0	<2.0	<2.0	<2.0	<2.0	<1.0

GGW-14

Date	Depth, ft bgs	1,1-DCE	1,1-DCA	1,2-DCA	cis-1,2-DCE	trans-1,2-DCE	PCE	1,1,1-TCA	TCE	Vinyl Chloride
2/27/2021	81.0	<1.0	<1.0	<0.50	<1.0	<1.0	<1.0	<1.0	<1.0	<0.50

GGW-13

Date	Depth, ft bgs	1,1-DCE	1,1-DCA	1,2-DCA	cis-1,2-DCE	trans-1,2-DCE	PCE	1,1,1-TCA	TCE	Vinyl Chloride
3/3/2021	106.0	<2.0	<2.0	<1.0	<2.0	<2.0	<2.0	<2.0	<2.0	<1.0

SG-22-01

Date	Depth, ft bgs	1,1-DCE	1,1-DCA	1,2-DCA	cis-1,2-DCE	trans-1,2-DCE	PCE	1,1,1-TCA	TCE	Vinyl Chloride
9/28/2020	30.0	8.9	2.9	<0.50	15	<1.0	<1.0	<1.0	140	<0.50
9/28/2020	39.0	27 / 29	9.0 / 8.6	<1.0 / <1.0	59 / 58	2.0 / 1.8 J	<2.0 / <2.0	<2.0 / <2.0	340 / 330	<1.0 / <1.0
9/28/2020	50.0	82	22	<2.0	150	2.8 J	<4.0	<4.0	880	<2.0

GGW-18

Date	Depth, ft bgs	1,1-DCE	1,1-DCA	1,2-DCA	cis-1,2-DCE	trans-1,2-DCE	PCE	1,1,1-TCA	TCE	Vinyl Chloride
8/12/2021	30.0	14	4.9	<1.0	25	2.8	<2.0	<2.0	120	<1.0
8/13/2021	80.0	<1.0 / <1.0	<1.0 / <1.0	<0.50 / <0.50	<1.0 / <1.0	<1.0 / <1.0	<1.0 / <1.0	<1.0 / <1.0	<1.0 /<1.0	<0.50 / <0.50
8/16/2021	120.0	<1.0	<1.0	<0.50	<1.0	<1.0	<1.0	<1.0	<1.0	<0.50

GGW-11

Date	Depth, ft bgs	1,1-DCE	1,1-DCA	1,2-DCA	cis-1,2-DCE	trans-1,2-DCE	PCE	1,1,1-TCA	TCE	Vinyl Chloride
2/17/2021	63.0	110	24	<1.0	180	7.1	<2.0	<2.0	1,000	1.5
2/17/2021	73.0	8.1 / 7.5	5.4 / 5.0	<1.0 / <1.0	41 /43	1.1 J / 1.1 J	<2.0 / <2.0	<2.0 / <2.0	100 / 100	<1.0 / <1.0
2/17/2021	83.0	<1.0	<1.0	<0.50	<1.0	<1.0	<1.0	<1.0	1.2	<0.50

GGW-16

Date	Depth, ft bgs	1,1-DCE	1,1-DCA	1,2-DCA	cis-1,2-DCE	trans-1,2-DCE	PCE	1,1,1-TCA	TCE	Vinyl Chloride
3/11/2021	51.0	<2.0	<2.0	<1.0	<2.0	<2.0	<2.0	<2.0	<2.0	<1.0
3/11/2021	61.0	<1.0	<1.0	<0.50	<1.0	<1.0	<1.0	<1.0	<1.0	<0.50
3/12/2021	85.0	<1.0	<1.0	<0.50	<1.0	<1.0	<1.0	<1.0	<1.0	<0.50
3/15/2021	95.0	<1.0	<1.0	<0.50	<1.0	<1.0	<1.0	<1.0	<1.0	<0.50

SG-ROW-01

Date	Depth, ft bgs	1,1-DCE	1,1-DCA	1,2-DCA	cis-1,2-DCE	trans-1,2-DCE	PCE	1,1,1-TCA	TCE	Vinyl Chloride
9/23/2020	30.0	21	8.6	<0.50	45	5.1	<1.0	<1.0	190	0.21 J
9/23/2020	40.0	12	5.4	<0.50	29	3.0	<1.0	<1.0	130	<0.50
9/24/2020	50.0	22 J+	9.2 J+	<0.50	50 J+	4.8 J+	<1.0	<1.0	180 J+	1.0

GGW-22

Date	Depth, ft bgs	1,1-DCE	1,1-DCA	1,2-DCA	cis-1,2-DCE	trans-1,2-DCE	PCE	1,1,1-TCA	TCE	Vinyl Chloride
8/18/2021	50.0	1.3 J	1.9 J	<2.0	9.4	<4.0	<4.0	<4.0	20	<2.0
8/18/2021	69.5	<2.0	<2.0	<1.0	<2.0	<2.0	<2.0	<2.0	1.5 J	<1.0
8/18/2021	87.0	<2.0	<2.0	<1.0	<2.0	<2.0	<2.0	<2.0	<2.0	<1.0
8/19/2021	101.0	<1.0	<1.0	<0.50	<1.0	<1.0	<1.0	<1.0	<1.0	<0.50

GGW-23

Date	Depth, ft bgs	1,1-DCE	1,1-DCA	1,2-DCA	cis-1,2-DCE	trans-1,2-DCE	PCE	1,1,1-TCA	TCE	Vinyl Chloride
7/28/2021	35.0	7.8 J	3.4	<0.50	37	7.2	<1.0	<1.0	37	1.4
7/28/2021	44.0	1.9	1.7	<0.50	18	2.4	<1.0	<1.0	12	0.43 J
7/29/2021	70.0	8.4 / 9.7	3.9 / 3.9	<1.0 / <0.50	40 / 39	4.9 / 5.5	<2.0 / <1.0	<2.0 / <1.0	67 / 68	1.9 / 1.8
7/29/2021	87.0	<8.0	<8.0	<4.0	23	<8.0	<8.0	<8.0	11	<4.0

GGW-15

Date	Depth, ft bgs	1,1-DCE	1,1-DCA	1,2-DCA	cis-1,2-DCE	trans-1,2-DCE	PCE	1,1,1-TCA	TCE	Vinyl Chloride
3/9/2021	71.0	<1.0	<1.0	<0.50	<1.0	<1.0	<1.0	<1.0	<1.0	<0.50
3/9/2021	83.0	<1.0 / <1.0	<1.0 / <1.0	<0.50 / <0.50	<1.0 / <1.0	<1.0 / <1.0	<1.0 / <1.0	<1.0 / <1.0	<1.0 / <1.0	<0.50 / <0.50

GGW-12

Date	Depth, ft bgs	1,1-DCE	1,1-DCA	1,2-DCA	cis-1,2-DCE	trans-1,2-DCE	PCE	1,1,1-TCA	TCE	Vinyl Chloride
2/19/2021	46.0	23	15	<0.50	120	5.2	0.45 J	<1.0	460	<0.50
2/22/2021	56.0	45	24	<2.0	180	17	<4.0	<4.0	610	<2.0
2/22/2021	66.0	44	24	<2.0	180	16	<4.0	<4.0	600	<2.0
2/22/2021	76.0	43	18	<2.0	180	20	<4.0	<4.0	480	<2.0
2/23/2021	86.0	<8.0	<8.0	<4.0	8.6	<8.0	<8.0	<8.0	13	<4.0
2/23/2021	96.0	4.5	<4.0	<2.0	20	<4.0	<4.0	<4.0	12	<2.0
2/25/2021	106.0	<1.0	<1.0	<0.50	1.5	<1.0	<1.0	<1.0	<1.0	<0.50

Well ID

GGW-15

Date	Depth, ft bgs	1,1-DCE	1,1-DCA	1,2-DCA	cis-1,2-DCE	trans-1,2-DCE	PCE	1,1,1-TCA	TCE	Vinyl Chloride
3/9/2021	71.0	<1.0	<1.0	<0.50	<1.0	<1.0	<1.0	<1.0	<1.0	<0.50
3/9/2021	83.0	<1.0 / <1.0	<1.0 / <1.0	<0.50 / <0.50	<1.0 / <1.0	<1.0 / <1.0	<1.0 / <1.0	<1.0 / <1.0	<1.0 / <1.0	<0.50 / <0.50

Analyte, and concentration in micrograms per liter (µg/L). First number is primary sample result. Second number is duplicate sample result.

Explanation

- Grab groundwater sample location
- Historical arroyo (backfilled during development)
- Big Canyon Creek (current)
- Approximate former Aeronutronic Facility boundary
- Former ATC

Abbreviations:

DCA	dichloroethane
DCE	dichloroethene
EPA	Environmental Protection Agency
ft bgs	feet below ground surface
J	estimated quantity
J+	estimated quantity, but the result may biased high
PCE	tetrachloroethene
TCA	trichloroethane
TCE	trichloroethene
VOCs	volatile orgranic compounds
BCA	Big Canyon Arroyo

Notes:

1. Selected VOCs presented.
2. Samples analyzed for VOCs in accordance with U.S. EPA Method 8260B by Eurofins Calscience of Garden Grove, California.
3. "<" indicates constituent was not detected at a concentration equal to or greater than the laboratory reporting limit shown.

N

0 250 Feet

GROUNDWATER ASSESSMENT ANALYTICAL RESULTS – BCA AREA
Former Ford Aeronutronic Property
Newport Beach, California

wsp

By: KLU
Date: 02/01/2023
Prj. No. 8622397102.01.1G
Figure **16B**

C:\Users\dave.oshea\Wood PLC\Bay Area Graphics - Documents\FordNB\fnb\1.1.G\23_0104_2SA22_fig_16b_GWA_GW_2SA22.mxd

APPENDIX A

Historical Data

APPENDIX A-1

HISTORICAL GROUNDWATER ELEVATIONS

Former Ford Aeronutronic Property
Newport Beach, California

Well / Boring ID	Date	Measuring Point Elevation [1,2]	Depth to Water (Feet BTOC)	Groundwater Elevation
W5T3	7/22/1992[3]	166.32	52.66	113.66
	5/25/1993[3]	166.10	49.34	116.76
	10/6/1993		49.46	116.64
	1/4/1994		50.45	115.65
	3/14/1994		50.82	115.28
	5/31/1994		51.40	114.70
	7/12/1994		51.24	114.86
	8/15/1994		51.49	114.61
	9/7/1994		51.78	114.32
	9/16/1994		51.88	114.22
	9/30/1994		51.92	114.18
	10/14/1994		52.08	114.02
	10/28/1994		52.29	113.81
	12/7/1994		52.66	113.44
	12/30/1994		52.86	113.24
	1/13/1995		52.89	113.21
	2/1/1995		52.06	114.04
	3/1/1995		51.38	114.72
	3/7/1995		51.32	114.78
	3/31/1995		50.50	115.60
	5/1/1995		49.93	116.17
	6/7/1995		49.54	116.56
	9/6/1995		49.79	116.31
	12/15/1995		51.39	114.71
	3/21/1996		50.48	115.62
	6/19/1996		50.43	115.67
	7/22/1996		50.66	115.44
	9/19/1996		50.40	115.70
	12/5/1996		52.09	114.01
	3/17/1997		50.31	115.79
	6/11/1997		50.62	115.48
	9/11/1997		51.15	114.95
	11/21/1997		51.67	114.43
	3/9/1998		49.00	117.10
	5/26/1998		48.18	117.92
	9/9/1998		48.45	117.65
	11/17/1998		48.86	117.24

APPENDIX A-1

HISTORICAL GROUNDWATER ELEVATIONS

Former Ford Aeronutronic Property
Newport Beach, California

Well / Boring ID	Date	Measuring Point Elevation [1,2]	Depth to Water (Feet BTOC)	Groundwater Elevation
W5T3 (cont'd)	2/22/1999	166.10	49.43	116.67
	6/2/1999		49.65	116.45
	8/10/1999		49.84	116.26
	11/10/1999		50.06	116.04
	9/18/2000		52.26	113.84
	12/4/2000		51.73	114.37
	3/12/2001		51.74	114.36
	6/25/2001		50.47	115.63
	9/25/2001		50.54	115.56
	12/4/2001		50.98	115.12
	3/19/2002		51.78	114.32
	6/18/2002		51.93	114.17
	9/26/2002		52.15	113.95
	12/2/2002		52.89	113.21
	3/24/2003		52.84	113.26
	8/18/2003		50.74	115.36
	3/18/2004		50.77	115.33
	5/5/2004		50.46	115.64
	6/27/2005		46.60	119.50
	9/26/2005		46.80	119.30
	11/15/2005		47.04	119.06
	3/6/2006		47.69	118.41
	5/8/2006	165.99	47.64	118.35
	8/8/2006		47.70	118.29
	11/29/2006		48.17	117.82
	3/12/2007		48.41	117.58
	6/4/2007		48.35	117.64
	8/20/2007		48.35	117.64
	11/26/2007		47.98	118.01
	2/11/2008		47.92	118.07
	6/2/2008		47.80	118.19
	8/11/2008		48.80	117.19
	12/1/2008		47.26	118.73
	6/1/2009		47.02	118.97
	11/23/2009		47.10	118.89
	6/7/2010		46.38	119.61
	11/29/2010		46.18	119.81

APPENDIX A-1

HISTORICAL GROUNDWATER ELEVATIONS

Former Ford Aeronutronic Property
Newport Beach, California

Well / Boring ID	Date	Measuring Point Elevation [1,2]	Depth to Water (Feet BTOC)	Groundwater Elevation
W5T3 (cont'd)	6/13/2011	165.99	44.94	121.05
	12/19/2011		45.57	120.42
	6/4/2012		46.61	119.38
	12/10/2012		47.04	118.95
	6/23/2013		46.71	119.28
	12/11/2013		48.52	117.47
	6/2/2014		49.11	116.88
	12/8/2014		49.67	116.32
	5/22/2015		50.35	115.64
	12/7/2015		51.50	114.49
	5/23/2016		52.32	113.67
	11/21/2016		53.03	112.96
	7/13/2017		51.30	114.69
	11/28/2017		51.27	114.72
	6/29/2018		51.41	114.58
	11/26/2018		51.30	114.69
	5/13/2019		47.80	118.19
	11/20/2019		47.57	118.42
	5/21/2020		46.70	119.29
	11/16/2020		46.60	119.39
	5/10/2021		46.72	119.27
	11/15/2021		47.58	118.41
	05/02/2022		46.80	119.19
	10/24/2022		46.83	119.16
W2C1	7/14/1992[3]	163.57	26.05	137.52
	5/26/1993[3]	162.66	25.40	137.26
	10/6/1993		25.72	136.94
	1/4/1994		25.72	136.94
	3/14/1994		25.64	137.02
	6/1/1994		25.74	136.92
	7/12/1994		25.91	136.75
	8/15/1994		26.57	136.09
	9/7/1994		26.82	135.84
	9/16/1994		26.83	135.83
	9/30/1994		26.85	135.81
	10/14/1994		26.84	135.82

APPENDIX A-1

HISTORICAL GROUNDWATER ELEVATIONS

Former Ford Aeronutronic Property
Newport Beach, California

Well / Boring ID	Date	Measuring Point Elevation [1,2]	Depth to Water (Feet BTOC)	Groundwater Elevation
W2C1 (cont'd)	10/28/1994	162.66	26.91	135.75
	12/6/1994		27.03	135.63
	12/30/1994		27.06	135.60
	1/13/1995		27.01	135.65
	2/1/1995		26.78	135.88
	3/1/1995		26.74	135.92
	3/7/1995		26.71	135.95
	3/31/1995		26.58	136.08
	5/1/1995		26.55	136.11
	6/7/1995		26.50	136.16
	8/1/1995		27.09	135.57
	9/6/1995		26.55	136.11
	12/15/1995		26.60	136.06
	3/21/1996		26.66	136.00
	6/19/1996		27.04	135.62
	7/22/1996		27.11	135.55
	9/19/1996		27.30	135.36
	12/5/1996		27.25	135.41
	3/17/1997		27.24	135.42
	6/11/1997		27.37	135.29
	9/11/1997		27.33	135.33
	11/21/1997		27.37	135.29
	3/9/1998		26.63	136.03
	5/26/1998		26.66	136.00
	9/9/1998		26.90	135.76
	11/17/1998		26.90	135.76
	2/22/1999		27.00	135.66
	6/2/1999		27.35	135.31
	8/10/1999		27.43	135.23
	11/10/1999		27.32	135.34
	9/18/2000		27.28	135.38
	12/4/2000		27.26	135.40
	3/12/2001		27.00	135.66
	6/25/2001		27.06	135.60
	9/25/2001		27.06	135.60
	12/4/2001		27.09	135.57
	3/19/2002		27.27	135.39

APPENDIX A-1

HISTORICAL GROUNDWATER ELEVATIONS

Former Ford Aeronutronic Property
Newport Beach, California

Well / Boring ID	Date	Measuring Point Elevation [1,2]	Depth to Water (Feet BTOC)	Groundwater Elevation
W2C1 (cont'd)	6/18/2002	162.66	27.53	135.13
	9/26/2002		27.34	135.32
	12/2/2002		27.25	135.41
	3/24/2003		27.01	135.65
	8/18/2003		27.13	135.53
	3/18/2004		26.93	135.73
	5/5/2004		27.01	135.65
	9/14/2004		27.05	135.61
	12/14/2004		26.54	136.12
	6/28/2005		25.97	136.69
	9/26/2005		25.92	136.74
	11/15/2005		25.87	136.79
	3/6/2006		26.20	136.46
	5/8/2006	162.92	26.29	136.63
	8/8/2006		26.45	136.47
	11/28/2006		26.38	136.54
	3/12/2007		26.35	136.57
	6/4/2007		26.47	136.45
	8/20/2007		26.60	136.32
	11/26/2007		26.49	136.43
	2/11/2008		26.34	136.58
	6/2/2008		26.42	136.50
	8/11/2008		26.51	136.41
	12/1/2008		26.34	136.58
	6/1/2009		26.13	136.79
	11/23/2009		26.22	136.70
	6/7/2010		26.10	136.82
	11/29/2010		26.18	136.74
	6/13/2011		25.79	137.13
	12/19/2011		25.90	137.02
	6/4/2012		26.05	136.87
	12/10/2012		25.97	136.95
	6/24/2013		26.42	136.50
	12/10/2013		26.40	136.52
	6/2/2014		26.67	136.25
	12/9/2014		26.55	136.37
	5/22/2015		26.70	136.22

APPENDIX A-1

HISTORICAL GROUNDWATER ELEVATIONS

Former Ford Aeronutronic Property
Newport Beach, California

Well / Boring ID	Date	Measuring Point Elevation [1,2]	Depth to Water (Feet BTOC)	Groundwater Elevation
W2C1 (cont'd)	12/7/2015	162.92	26.90	136.02
	5/23/2016		27.01	135.91
	11/21/2016		27.91	135.01
	7/13/2017		26.57	136.35
	11/28/2017		26.39	136.53
	6/29/2018		26.79	136.13
	11/26/2018		26.50	136.42
	5/13/2019		25.75	137.17
	11/20/2019		25.85	137.07
	5/21/2020		25.50	137.42
	11/17/2020		25.55	137.37
	5/10/2021		25.61	137.31
	11/15/2001		25.55	137.37
	5/2/2022		25.58	137.34
	06/28/2022		26.03	136.89
W2C3	7/27/1992[3]	187.47	52.03	135.44
	5/26/1993[3]	186.46	53.74	132.72
	10/6/1993		53.68	132.78
	1/4/1994		55.86	130.60
	3/14/1994		53.82	132.64
	6/1/1994		53.72	132.74
	7/12/1994		53.82	132.64
	8/15/1994		53.84	132.62
	9/7/1994		53.90	132.56
	9/16/1994		53.91	132.55
	9/30/1994		53.90	132.56
	10/14/1994		53.90	132.56
	10/28/1994		53.99	132.47
	12/6/1994		54.11	132.35
	12/30/1994		54.15	132.31
	1/13/1995		54.10	132.36
	2/1/1995		54.11	132.35
	3/1/1995		54.13	132.33
	3/7/1995		54.14	132.32
	3/31/1995		54.10	132.36
	5/1/1995		54.05	132.41

APPENDIX A-1

HISTORICAL GROUNDWATER ELEVATIONS

Former Ford Aeronutronic Property
Newport Beach, California

Well / Boring ID	Date	Measuring Point Elevation [1,2]	Depth to Water (Feet BTOC)	Groundwater Elevation
W2C3 (cont'd)	6/7/1995	186.46	54.05	132.41
	9/6/1995		53.99	132.47
	12/15/1995		54.98	131.48
	3/21/1996		54.10	132.36
	6/19/1996		54.15	132.31
	7/22/1996		54.29	132.17
	9/19/1996		54.44	132.02
	12/5/1996		55.01	131.45
	3/17/1997		54.80	131.66
	6/11/1997		54.84	131.62
	9/11/1997		54.86	131.60
	11/21/1997		54.88	131.58
	3/9/1998		54.84	131.62
	5/26/1998		54.63	131.83
	9/9/1998		54.55	131.91
	11/17/1998		54.63	131.83
	2/22/1999		54.69	131.77
	6/2/1999		54.80	131.66
	8/10/1999		54.88	131.58
	11/10/1999		54.99	131.47
	9/18/2000		54.98	131.48
	12/4/2000		55.04	131.42
	3/12/2001		54.96	131.50
	6/25/2001		54.75	131.71
	9/25/2001		54.83	131.63
	12/4/2001		54.95	131.51
	3/19/2002		54.87	131.59
	6/18/2002		55.00	131.46
	9/26/2002		55.00	131.46
	12/2/2002		55.02	131.44
	3/24/2003		55.18	131.28
	8/18/2003		54.87	131.59
	3/18/2004		54.75	131.71
	5/5/2004		54.67	131.79
	9/14/2004		54.68	131.78
	12/14/2004		54.56	131.90
	6/28/2005		53.80	132.66

APPENDIX A-1

HISTORICAL GROUNDWATER ELEVATIONS

Former Ford Aeronutronic Property
Newport Beach, California

Well / Boring ID	Date	Measuring Point Elevation [1,2]	Depth to Water (Feet BTOC)	Groundwater Elevation
W2C3 (cont'd)	11/15/2005	186.46	53.75	132.71
	3/6/2006		53.69	132.77
	5/8/2006	186.94	53.73	133.21
	8/8/2006		53.70	133.24
	11/28/2006		53.81	133.13
	3/12/2007		53.67	133.27
	6/4/2007		53.68	133.26
	8/20/2007		53.69	133.25
	11/26/2007		53.72	133.22
	2/11/2008		53.68	133.26
	6/2/2008		53.67	133.27
	8/11/2008		53.65	133.29
	12/1/2008		53.70	133.24
	6/1/2009		53.29	133.65
	11/23/2009		53.24	133.70
	6/7/2010		53.37	133.57
	11/29/2010		53.52	133.42
	6/13/2011		53.26	133.68
	12/19/2011		53.32	133.62
	6/4/2012		53.41	133.53
	12/10/2012		53.32	133.62
	6/24/2013		53.53	133.41
	12/10/2013		53.78	133.16
	6/2/2014		53.82	133.12
	12/9/2014		53.94	133.00
	5/22/2015		53.93	133.01
	12/7/2015		54.18	132.76
	5/23/2016		54.25	132.69
	11/21/2016		54.36	132.58
	7/13/2017		54.10	132.84
	11/28/2017		54.12	132.82
	6/29/2018		54.06	132.88
	11/26/2018		54.14	132.80
	5/13/2019		53.71	133.23
	11/20/2019		53.65	133.29
	5/21/2020		53.64	133.30
	11/17/2020		53.48	133.46

APPENDIX A-1

HISTORICAL GROUNDWATER ELEVATIONS

Former Ford Aeronutronic Property
Newport Beach, California

Well / Boring ID	Date	Measuring Point Elevation [1,2]	Depth to Water (Feet BTOC)	Groundwater Elevation
W2C3 (cont'd)	5/10/2021	186.94	53.40	133.54
	11/15/2021		53.55	133.39
	3/23/2022		53.40	133.54
	5/2/2022		53.39	133.55
	8/22/2022		53.33	-53.33
	10/24/2022		53.45	133.49
P-12B	5/27/1998[3]	164.88	55.22	109.66
	9/9/1998		55.57	109.31
	11/17/1998		55.98	108.90
	2/22/1999		56.68	108.20
	6/2/1999		57.18	107.70
	8/10/1999		57.54	107.34
	11/15/1999		58.18	106.70
	9/18/2000		59.13	105.75
	12/4/2000		59.58	105.30
	3/12/2001		58.67	106.21
	6/25/2001		58.25	106.63
	9/25/2001		58.15	106.73
	12/4/2001		58.70	106.18
	3/19/2002		59.62	105.26
	6/18/2002		60.90	103.98
	9/26/2002		60.85	104.03
	12/2/2002		61.00	103.88
	3/24/2003		60.15	104.73
	8/18/2003		58.74	106.14
	3/18/2004		58.19	106.69
	5/5/2004		57.21	107.67
	9/14/2004		54.87	110.01
	12/13/2004		55.97	108.91
	3/7/2005		53.76	111.12
	6/27/2005		52.65	112.23
	9/29/2005		52.95	111.93
	11/15/2005		53.36	111.52
	3/6/2006		54.59	110.29
	5/8/2006	164.71	54.50	110.21
	8/8/2006		54.45	110.26
	11/28/2006		55.00	109.71

APPENDIX A-1

HISTORICAL GROUNDWATER ELEVATIONS

Former Ford Aeronutronic Property
Newport Beach, California

Well / Boring ID	Date	Measuring Point Elevation [1,2]	Depth to Water (Feet BTOC)	Groundwater Elevation
P-12B (cont'd)	3/12/2007	164.71	55.47	109.24
	6/4/2007		55.72	108.99
	8/20/2007		55.55	109.16
	11/26/2007		54.44	110.27
	2/11/2008		54.25	110.46
	6/2/2008		53.84	110.87
	8/11/2008		54.80	109.91
	12/1/2008		53.52	111.19
	6/1/2009		53.38	111.33
	11/23/2009		53.60	111.11
	6/7/2010		52.48	112.23
	11/29/2010		52.42	112.29
	6/13/2011		51.15	113.56
	12/19/2011		51.68	113.03
	6/4/2012		52.79	111.92
	12/10/2012		53.25	111.46
	6/24/2013		54.01	110.70
	12/10/2013		55.39	109.32
	6/2/2014		56.20	108.51
	12/8/2014		57.37	107.34
	5/22/2015		58.02	106.69
	12/7/2015		54.62	110.09
	5/23/2016		60.53	104.18
	11/21/2016		61.84	102.87
	7/13/2017		59.31	105.40
	11/28/2017		59.22	105.49
	6/29/2018		59.06	105.65
	11/26/2018		59.29	105.42
	5/13/2019		56.90	107.81
	11/20/2019		55.50	109.21
	5/21/2020		54.48	110.23
	11/16/2020		54.48	110.23
	5/10/2021		54.56	110.15
	11/15/2021		55.12	109.59
	05/02/2022		54.50	110.21
	10/24/2022		54.78	-54.78
P-14	7/12/1994[3]	166.22	51.66	114.56

APPENDIX A-1

HISTORICAL GROUNDWATER ELEVATIONS

Former Ford Aeronutronic Property
Newport Beach, California

Well / Boring ID	Date	Measuring Point Elevation [1,2]	Depth to Water (Feet BTOC)	Groundwater Elevation
P-14 (cont'd)	9/7/1994	166.22	52.20	114.02
	12/7/1994		53.14	113.08
	3/7/1995		51.65	114.57
	6/7/1995		49.89	116.33
	9/6/1995		50.16	116.06
	12/15/1995		51.20	115.02
	3/21/1996		50.80	115.42
	6/19/1996		50.73	115.49
	7/22/1996		51.13	115.09
	9/19/1996		51.75	114.47
	12/5/1996		51.94	114.28
	3/17/1997		50.65	115.57
	6/11/1997		50.03	116.19
	9/11/1997		51.56	114.66
	11/21/1997		52.03	114.19
	3/9/1998		49.28	116.94
	5/26/1998		48.44	117.78
	9/9/1998		48.74	117.48
	11/17/1998		49.17	117.05
	2/22/1999		49.79	116.43
	6/2/1999		55.05	111.17
	8/10/1999		50.28	115.94
	11/10/1999		50.54	115.68
	9/18/2000		51.72	114.50
	12/4/2000		52.45	113.77
	3/12/2001		51.21	115.01
	6/25/2001		50.98	115.24
	9/25/2001		51.05	115.17
	12/4/2001		51.49	114.73
	3/19/2002		52.25	113.97
	6/18/2002		52.73	113.49
	9/26/2002		53.31	112.91
	12/2/2002		53.50	112.72
	3/24/2003		53.22	113.00
	8/18/2003		51.34	114.88
	3/18/2004		51.31	114.91
	5/5/2004		51.29	114.93

APPENDIX A-1

HISTORICAL GROUNDWATER ELEVATIONS

Former Ford Aeronutronic Property
Newport Beach, California

Well / Boring ID	Date	Measuring Point Elevation [1,2]	Depth to Water (Feet BTOC)	Groundwater Elevation
P-14 (cont'd)	6/27/2005	166.22	46.98	119.24
	9/26/2005		46.97	119.25
	11/15/2005		47.40	118.82
	3/6/2006		47.83	118.39
	5/8/2006	165.44	47.80	117.64
	8/8/2006		47.82	117.62
	11/28/2006		48.40	117.04
	3/12/2007		48.70	116.74
	6/4/2007		48.72	116.72
	8/20/2007		48.70	116.74
	11/26/2007		48.35	117.09
	2/11/2008		48.15	117.29
	6/2/2008		48.11	117.33
	8/11/2008		49.00	116.44
	12/1/2008		47.56	117.88
	6/1/2009		47.29	118.15
	11/23/2009		47.36	118.08
	6/7/2010		46.45	118.99
	11/29/2010		46.70	118.74
	6/13/2011		44.99	120.45
	12/19/2011		45.74	119.70
	6/4/2012		46.84	118.60
	12/10/2012		47.32	118.12
	6/24/2013		47.85	117.59
	12/11/2013		48.60	116.84
	6/2/2014		49.13	116.31
	12/8/2014		49.78	115.66
	5/22/2015		50.39	115.05
	12/7/2015		51.94	113.50
	5/23/2016		52.53	112.91
	11/21/2016		53.55	111.89
	7/13/2017		51.59	113.85
	11/28/2017		51.52	113.92
	6/29/2018		51.80	113.64
	11/26/2018		51.65	113.79
	5/13/2019		48.44	117.00
	11/20/2019		47.36	118.08

APPENDIX A-1

HISTORICAL GROUNDWATER ELEVATIONS

Former Ford Aeronutronic Property
Newport Beach, California

Well / Boring ID	Date	Measuring Point Elevation [1,2]	Depth to Water (Feet BTOC)	Groundwater Elevation
P-14 (cont'd)	5/21/2020	165.44	46.62	118.82
	11/16/2020		46.32	119.12
	5/10/2021		46.52	118.92
	11/15/2021		47.23	118.21
	05/02/2022		46.58	118.86
	10/24/2022		46.80	118.64
P-15	7/12/1994[3]	165.79	53.28	112.51
	9/7/1994		53.86	111.93
	12/7/1994		54.84	110.95
	3/7/1995		53.23	112.56
	6/7/1995		51.41	114.38
	9/6/1995		51.73	114.06
	12/15/1995		51.35	114.44
	3/21/1996		52.40	113.39
	6/19/1996		52.30	113.49
	7/22/1996		52.59	113.20
	9/19/1996		52.54	113.25
	12/5/1996		51.93	113.86
	3/17/1997		52.21	113.58
	6/11/1997		52.60	113.19
	9/11/1997		53.18	112.61
	11/21/1997		53.69	112.10
	3/9/1998		50.76	115.03
	5/26/1998		49.99	115.80
	9/9/1998		50.34	115.45
	11/17/1998		50.77	115.02
	2/22/1999		51.37	114.42
	6/2/1999		61.68	104.11
	8/10/1999		51.90	113.89
	11/10/1999		52.23	113.56
	9/18/2000		53.40	112.39
	12/4/2000		53.45	112.34
	3/12/2001		52.90	112.89
	6/25/2001		52.64	113.15
	9/25/2001		52.72	113.07
	12/4/2001		53.20	112.59
	3/19/2002		54.10	111.69

APPENDIX A-1

HISTORICAL GROUNDWATER ELEVATIONS

Former Ford Aeronutronic Property
Newport Beach, California

Well / Boring ID	Date	Measuring Point Elevation [1,2]	Depth to Water (Feet BTOC)	Groundwater Elevation
P-15 (cont'd)	6/18/2002	165.79	54.63	111.16
	9/26/2002		55.15	110.64
	12/2/2002		55.35	110.44
	3/24/2003		55.01	110.78
	8/18/2003		53.07	112.72
	3/18/2004		53.13	112.66
	5/5/2004		52.92	112.87
	6/27/2005		48.93	116.86
	9/26/2005		49.10	116.69
	11/15/2005		49.37	116.42
	3/6/2006		50.08	115.71
	5/8/2006	165.70	50.04	115.66
	8/8/2006		50.10	115.60
	11/28/2006		50.66	115.04
	3/12/2007		50.90	114.80
	6/4/2007		50.90	114.80
	8/20/2007		50.83	114.87
	11/26/2007		50.42	115.28
	2/11/2008		50.10	115.60
	6/2/2008		50.30	115.40
	8/11/2008		50.88	114.82
	12/1/2008		49.48	116.22
	6/1/2009		49.22	116.48
	11/23/2009		49.26	116.44
	6/7/2010		48.32	117.38
	11/29/2010		48.45	117.25
	6/13/2011		46.87	118.83
	12/19/2011		47.67	118.03
	6/4/2012		48.78	116.92
	12/10/2012		49.29	116.41
	6/24/2013		50.00	115.70
	12/11/2013		50.83	114.87
	6/2/2014		51.40	114.30
	12/8/2014		52.13	113.57
	5/22/2015		52.82	112.88
	12/7/2015		54.38	111.32
	5/23/2016		55.08	110.62

APPENDIX A-1

HISTORICAL GROUNDWATER ELEVATIONS

Former Ford Aeronutronic Property
Newport Beach, California

Well / Boring ID	Date	Measuring Point Elevation [1,2]	Depth to Water (Feet BTOC)	Groundwater Elevation
P-15 (cont'd)	11/21/2016	165.70	56.05	109.65
	7/13/2017		53.98	111.72
	11/28/2017		54.04	111.66
	6/29/2018		54.29	111.41
	11/26/2018		54.19	111.51
	5/13/2019		50.90	114.80
	11/20/2019		50.28	115.42
	5/21/2020		49.33	116.37
	11/16/2020		49.21	116.49
	5/10/2021		49.25	116.45
	11/15/2021		50.02	115.68
	5/2/2022		49.28	116.42
	10/24/2022		49.51	116.19
P-16	6/7/1995[3]	83.04	11.23	71.81
	9/6/1995		13.13	69.91
	12/15/1995		13.33	69.71
	3/21/1996		11.74	71.30
	7/22/1996		12.51	70.53
	9/19/1996		11.66	71.38
	12/5/1996		11.81	71.23
	3/17/1997		11.90	71.14
	6/11/1997		12.15	70.89
	9/11/1997		12.42	70.62
	11/21/1997		12.36	70.68
	3/9/1998		8.61	74.43
	5/26/1998		10.06	72.98
	9/10/1998		10.76	72.28
	11/17/1998		NM	NM
	2/22/1999		11.67	71.37
	6/2/1999		11.67	71.37
	8/10/1999		11.83	71.21
	11/10/1999		12.80	70.24
	9/18/2000		12.27	70.77
	12/4/2000		12.22	70.82
	3/12/2001		10.59	72.45
	6/25/2001		14.90	68.14
	9/25/2001		15.89	67.15

APPENDIX A-1

HISTORICAL GROUNDWATER ELEVATIONS

Former Ford Aeronutronic Property
Newport Beach, California

Well / Boring ID	Date	Measuring Point Elevation [1,2]	Depth to Water (Feet BTOC)	Groundwater Elevation
P-16 (cont'd)	12/4/2001	83.04	15.46	67.58
	3/19/2002		16.49	66.55
	6/18/2002		16.62	66.42
	9/26/2002		16.47	66.57
	12/2/2002		16.16	66.88
	3/24/2003		15.13	67.91
	8/18/2003		15.36	67.68
	3/22/2004		15.38	67.66
	5/5/2004		NM	NM
	9/13/2004		16.51	66.53
	12/13/2004		15.85	67.19
	6/27/2005		13.90	69.14
	9/26/2005		14.85	68.19
	11/14/2005		14.36	68.68
	3/6/2006		15.60	67.44
	5/8/2006	86.37	14.98	71.39
	8/7/2006		15.02	71.35
	11/27/2006		15.10	71.27
	3/12/2007		15.28	71.09
	6/4/2007		15.02	71.35
	8/20/2007		15.95	70.42
	11/26/2007		14.86	71.51
	2/11/2008		14.10	72.27
	6/2/2008		20.10	66.27
	8/11/2008		20.20	66.17
	12/1/2008		14.71	71.66
	6/1/2009		15.04	71.33
	11/23/2009		15.02	71.35
	6/7/2010		14.65	71.72
	11/29/2010		15.07	71.30
	6/13/2011		13.79	72.58
	12/19/2011		14.32	72.05
	6/4/2012		14.81	71.56
	12/10/2012		15.05	71.32
	7/1/2013		15.23	71.14
	12/11/2013		15.57	70.80
	6/2/2014		15.60	70.77

APPENDIX A-1

HISTORICAL GROUNDWATER ELEVATIONS

Former Ford Aeronutronic Property
Newport Beach, California

Well / Boring ID	Date	Measuring Point Elevation [1,2]	Depth to Water (Feet BTOC)	Groundwater Elevation
P-16 (cont'd)	12/8/2014	86.37	15.69	70.68
	5/22/2015		16.37	70.00
	12/7/2015		17.51	68.86
	5/23/2016		17.92	68.45
	11/21/2016		18.36	68.01
	7/13/2017		16.69	69.68
	11/27/2017		17.56	68.81
	6/29/2018		19.82	66.55
	11/26/2018		17.50	68.87
	5/13/2019		15.24	71.13
	11/20/2019		15.94	70.43
	5/21/2020		14.82	71.55
	11/16/2020		15.74	70.63
	5/10/2021		15.67	70.70
	11/15/2021		15.80	70.57
	5/2/2022		15.39	70.98
	10/24/2022		15.61	70.76
P-17	6/7/1995[3]	92.80	12.60	80.20
	9/6/1995		13.52	79.28
	12/15/1995		13.56	79.24
	3/21/1996		12.67	80.13
	7/22/1996		14.19	78.61
	9/19/1996		12.56	80.24
	12/5/1996		12.68	80.12
	3/17/1997		13.90	78.90
	6/11/1997		13.55	79.25
	9/11/1997		13.09	79.71
	11/21/1997		12.39	80.41
	3/9/1998		6.68	86.12
	5/26/1998		9.62	83.18
	9/9/1998		10.70	82.10
	11/17/1998		11.49	81.31
	2/22/1999		12.05	80.75
	6/2/1999		11.61	81.19
	8/10/1999		11.67	81.13
	11/10/1999		12.32	80.48
	9/18/2000		14.12	78.68

APPENDIX A-1

HISTORICAL GROUNDWATER ELEVATIONS

Former Ford Aeronutronic Property
Newport Beach, California

Well / Boring ID	Date	Measuring Point Elevation [1,2]	Depth to Water (Feet BTOC)	Groundwater Elevation
P-17 (cont'd)	12/4/2000	92.80	13.72	79.08
	3/12/2001		9.63	83.17
	6/25/2001		11.40	81.40
	9/25/2001		12.80	80.00
	12/4/2001		12.71	80.09
	3/19/2002		13.75	79.05
	6/18/2002		13.89	78.91
	9/26/2002		15.35	77.45
	12/2/2002		14.85	77.95
	3/24/2003		14.54	78.26
	8/18/2003		14.37	78.43
	3/22/2004		13.27	79.53
	6/27/2005		10.40	82.40
	9/26/2005		11.42	81.38
	11/14/2005		11.22	81.58
	3/6/2006		11.72	81.08
	5/8/2006	92.99	12.11	80.88
	8/7/2006		12.42	80.57
	11/27/2006		11.70	81.29
	11/26/2007		12.67	80.32
	2/11/2008		11.18	81.81
	6/2/2008		11.68	81.31
	8/11/2008		11.97	81.02
	12/1/2008		10.39	82.60
	6/1/2009		11.22	81.77
	11/23/2009		13.62	79.37
	6/7/2010		12.57	80.42
	11/29/2010		13.33	79.66
	6/13/2011		10.76	82.23
	12/19/2011		11.94	81.05
	6/4/2012		11.64	81.35
	12/10/2012		12.35	80.64
	7/1/2013		13.35	79.64
	12/11/2013		12.35	80.64
	6/2/2014		12.12	80.87
	12/8/2014		13.53	79.46
	5/22/2015		15.36	77.63

APPENDIX A-1

HISTORICAL GROUNDWATER ELEVATIONS

Former Ford Aeronutronic Property
Newport Beach, California

Well / Boring ID	Date	Measuring Point Elevation [1,2]	Depth to Water (Feet BTOC)	Groundwater Elevation
P-17 (cont'd)	12/7/2015	92.99	18.58	74.41
	5/23/2016		17.56	75.43
	11/21/2016		19.01	73.98
	7/13/2017		16.77	76.22
	11/27/2017		17.56	75.43
	6/29/2018		20.55	72.44
	11/26/2018		20.88	72.11
	5/13/2019		15.30	77.69
	11/20/2019		17.76	75.23
	5/21/2020		14.67	78.32
	11/16/2020		15.89	77.10
	5/10/2021		15.76	77.23
	11/15/2021		15.07	77.92
	5/2/2022	92.07	13.36	78.71
	10/24/2022		13.75	78.32
P-32	3/17/1997[3]	89.59	33.35	56.24
	6/11/1997		33.49	56.10
	9/11/1997		33.61	55.98
	11/21/1997		33.74	55.85
	3/9/1998		33.87	55.72
	5/26/1998		33.83	55.76
	9/9/1998		NA	NA
	11/17/1998		33.86	55.73
	2/22/1999		33.83	55.76
	6/2/1999		33.86	55.73
	8/10/1999		33.78	55.81
	11/10/1999		33.72	55.87
	9/18/2000		32.83	56.76
	12/4/2000		33.84	55.75
	3/12/2001		33.75	55.84
	6/25/2001		33.58	56.01
	9/25/2001		33.72	55.87
	12/4/2001		33.81	55.78
	3/19/2002		33.82	55.77
	6/18/2002		33.99	55.60
	9/26/2002		34.03	55.56
	12/2/2002		33.95	55.64

APPENDIX A-1

HISTORICAL GROUNDWATER ELEVATIONS

Former Ford Aeronutronic Property
Newport Beach, California

Well / Boring ID	Date	Measuring Point Elevation [1,2]	Depth to Water (Feet BTOC)	Groundwater Elevation
P-32 (cont'd)	3/24/2003	89.59	33.40	56.19
	8/18/2003		33.96	55.63
	3/18/2004		34.02	55.57
	5/5/2004		34.07	55.52
	6/18/2004		34.15	55.44
	9/14/2004		34.13	55.46
	12/14/2004		34.13	55.46
	6/28/2005		33.75	55.84
	11/14/2005		33.72	55.87
	3/6/2006		33.75	55.84
	5/8/2006	89.39	33.72	55.67
	8/7/2006		33.79	55.60
	11/28/2006		33.86	55.53
	3/12/2007		33.89	55.50
	6/4/2007		33.95	55.44
	8/20/2007		34.11	55.28
	11/26/2007		34.02	55.37
	2/11/2008		33.85	55.54
	6/2/2008	89.39	34.05	55.34
	8/11/2008		35.15	54.24
	12/1/2008		33.88	55.51
	6/1/2009		33.75	55.64
	11/23/2009		34.02	55.37
	6/7/2010		33.85	55.54
	11/29/2010		33.98	55.41
	6/13/2011		33.70	55.69
	12/19/2011		33.76	55.63
	6/4/2012		33.79	55.60
	12/10/2012		33.76	55.63
	6/24/2013		33.86	55.53
	12/10/2013		33.81	55.58
	6/2/2014		34.01	55.38
	12/9/2014		34.02	55.37
	5/22/2015		34.00	55.39
	5/23/2016		34.01	55.38
	11/21/2016		34.22	55.17
	7/13/2017		34.01	55.38

APPENDIX A-1

HISTORICAL GROUNDWATER ELEVATIONS

Former Ford Aeronutronic Property
Newport Beach, California

Well / Boring ID	Date	Measuring Point Elevation [1,2]	Depth to Water (Feet BTOC)	Groundwater Elevation
P-32 (cont'd)	11/27/2017	89.39	34.01	55.38
	6/29/2018		34.10	55.29
	11/26/2018		34.11	55.28
	5/13/2019		33.71	55.68
	11/20/2019		33.78	55.61
	5/21/2020		33.45	55.94
	11/16/2020		33.51	55.88
	5/10/2021		33.62	55.77
	11/15/2021		33.58	55.81
	5/2/2022		33.32	56.07
	10/24/2022		33.46	55.93
P-34	5/26/1998[3]	209.63	57.76	151.87
	9/9/1998		57.78	151.85
	11/17/1998		57.71	151.92
	2/22/1999		57.68	151.95
	6/2/1999		57.92	151.71
	8/10/1999		58.00	151.63
	11/10/1999		NA	NA
	9/18/2000		58.40	151.23
	12/4/2000		58.44	151.19
	3/12/2001		58.20	151.43
	6/25/2001		57.90	151.73
	9/25/2001		57.82	151.81
	12/4/2001		57.79	151.84
	3/19/2002		57.57	152.06
	6/18/2002		58.18	151.45
	9/26/2002		57.35	152.28
	12/2/2002		57.24	152.39
	3/24/2003		57.00	152.63
	8/18/2003		56.66	152.97
	3/18/2004		56.12	153.51
	5/5/2004		55.98	153.65
	9/14/2004		55.81	153.82
	12/14/2004		55.71	153.92
	6/28/2005		54.45	155.18
	9/30/2005		54.02	155.61
	11/15/2005		54.97	154.66

APPENDIX A-1

HISTORICAL GROUNDWATER ELEVATIONS

Former Ford Aeronutronic Property
Newport Beach, California

Well / Boring ID	Date	Measuring Point Elevation [1,2]	Depth to Water (Feet BTOC)	Groundwater Elevation
P-34	3/6/2006	209.63	54.01	155.62
(cont'd)	5/8/2006	209.65	53.80	155.85
	8/8/2006		53.73	155.92
	11/28/2006		53.62	156.03
	3/12/2007		53.42	156.23
	6/4/2007		53.46	156.19
	8/20/2007		53.50	156.15
	11/26/2007		53.37	156.28
	2/11/2008		53.34	156.31
	6/2/2008		53.39	156.26
	8/11/2008		54.25	155.40
	12/1/2008		53.19	156.46
	6/1/2009		52.79	156.86
	11/23/2009		52.85	156.80
	6/7/2010		52.63	157.02
	11/29/2010		52.60	157.05
	6/13/2011		52.44	157.21
	12/19/2011		52.60	157.05
	6/4/2012		53.00	156.65
	12/10/2012		53.15	156.50
	6/24/2013		53.51	156.14
	12/10/2013		53.65	156.00
	6/2/2014		53.89	155.76
	12/8/2014		53.92	155.73
	5/22/2015		54.04	155.61
	12/7/2015		54.42	155.23
	5/23/2016		54.67	154.98
	11/21/2016		55.02	154.63
	7/13/2017		54.62	155.03
	11/29/2017		54.50	155.15
	6/29/2018		55.33	154.32
	11/26/2018		54.85	154.80
	5/13/2019		54.18	155.47
	11/20/2019		53.90	155.75
	5/21/2020		53.81	155.84
	11/16/2020		53.57	156.08
	5/10/2021		53.40	156.25

APPENDIX A-1

HISTORICAL GROUNDWATER ELEVATIONS

Former Ford Aeronutronic Property
Newport Beach, California

Well / Boring ID	Date	Measuring Point Elevation [1,2]	Depth to Water (Feet BTOC)	Groundwater Elevation
P-34 (cont'd)	11/15/2021	209.65	53.45	156.20
	3/23/2022		53.60	156.05
	5/2/2022		53.66	155.99
	8/22/2022		53.62	156.03
	10/24/2022		53.80	155.85
P-35	5/26/1998[3]	195.06	39.41	155.65
	9/9/1998		39.33	155.73
	11/17/1998		NA	NA
	2/22/1999		39.49	155.57
	6/2/1999		39.81	155.25
	8/10/1999		39.84	155.22
	12/4/2000		40.24	154.82
	11/10/1999		39.89	155.17
	9/18/2000		40.15	154.91
	3/12/2001		40.11	154.95
	6/25/2001		39.80	155.26
	9/25/2001		NA	NA
	12/4/2001		NA	NA
	3/22/2002		39.40	155.66
	6/18/2002		40.10	154.96
	9/26/2002		39.24	155.82
	12/2/2002		39.10	155.96
	3/24/2003		38.80	156.26
	8/18/2003		38.21	156.85
	3/18/2004		37.71	157.35
	5/5/2004		37.61	157.45
	9/14/2004		37.36	157.70
	12/14/2004		37.15	157.91
	6/28/2005		36.10	158.96
	9/30/2005		35.81	159.25
	11/15/2005		35.80	159.26
	3/6/2006		35.71	159.35
	5/8/2006	195.22	35.80	159.42
	8/8/2006		35.68	159.54
	11/28/2006		35.69	159.53
	3/12/2007		35.52	159.70
	6/4/2007		35.56	159.66

APPENDIX A-1

HISTORICAL GROUNDWATER ELEVATIONS

Former Ford Aeronutronic Property
Newport Beach, California

Well / Boring ID	Date	Measuring Point Elevation [1,2]	Depth to Water (Feet BTOC)	Groundwater Elevation
P-35 (cont'd)	8/20/2007	195.22	35.57	159.65
	11/26/2007		35.46	159.76
	2/11/2008		35.41	159.81
	6/2/2008		35.42	159.80
	8/11/2008		36.35	158.87
	12/1/2008		35.32	159.90
	6/1/2009		34.99	160.23
	11/23/2009		34.96	160.26
	6/7/2010		34.90	160.32
	11/29/2010		34.92	160.30
	6/13/2011		34.74	160.48
	12/19/2011		34.95	160.27
	6/4/2012		35.30	159.92
	12/10/2012		35.42	159.80
	6/24/2013		35.42	159.80
	12/10/2013		35.79	159.43
	6/2/2014		35.99	159.23
	12/9/2014		36.08	159.14
	5/22/2015		37.73	157.49
	12/7/2015		36.61	158.61
	5/23/2016		36.84	158.38
	11/21/2016		37.16	158.06
	7/13/2017		36.92	158.30
	11/29/2017		36.96	158.26
	6/29/2018		37.06	158.16
	11/26/2018		37.19	158.03
	5/13/2019		36.48	158.74
	11/20/2019		36.25	158.97
	5/21/2020		35.86	159.36
	11/16/2020		35.57	159.65
	5/10/2021		35.35	159.87
	11/15/2021		35.71	159.51
	5/2/2022		35.70	159.52
	10/24/2022		36.27	158.95
P-40	5/26/1998[3]	114.49	29.38	85.11
	9/9/1998		29.22	85.27
	11/17/1998		29.32	85.17

APPENDIX A-1

HISTORICAL GROUNDWATER ELEVATIONS

Former Ford Aeronutronic Property
Newport Beach, California

Well / Boring ID	Date	Measuring Point Elevation [1,2]	Depth to Water (Feet BTOC)	Groundwater Elevation
P-40 (cont'd)	2/22/1999	114.49	29.39	85.10
	6/2/1999		29.57	84.92
	8/10/1999		29.58	84.91
	11/10/1999		29.68	84.81
	9/18/2000		29.72	84.77
	12/4/2000		29.86	84.63
	3/12/2001		29.74	84.75
	6/25/2001		29.56	84.93
	9/25/2001		29.47	85.02
	12/4/2001		29.58	84.91
	3/19/2002		22.08	92.41
	6/18/2002		22.18	92.31
	9/26/2002		29.50	84.99
	12/2/2002		29.88	84.61
	3/24/2003		29.54	84.95
	8/18/2003		28.83	85.66
	3/18/2004		29.87	84.62
	5/5/2004		29.96	84.53
	6/18/2004		30.09	84.40
	9/14/2004		30.05	84.44
	12/14/2004		30.01	84.48
	6/28/2005		29.00	85.49
	9/26/2005		29.11	85.38
	11/14/2005		29.09	85.40
	3/6/2006		29.38	85.11
	5/8/2006	114.54	29.50	85.04
	8/8/2006		29.60	84.94
	11/28/2006		29.75	84.79
	3/12/2007		29.79	84.75
	6/4/2007		29.87	84.67
	8/20/2007		29.90	84.64
	11/26/2007		29.94	84.60
	2/11/2008		29.95	84.59
	6/2/2008		29.98	84.56
	8/11/2008		29.92	84.62
	12/1/2008		29.71	84.83
	6/1/2009		29.42	85.12

APPENDIX A-1

HISTORICAL GROUNDWATER ELEVATIONS

Former Ford Aeronutronic Property
Newport Beach, California

Well / Boring ID	Date	Measuring Point Elevation [1,2]	Depth to Water (Feet BTOC)	Groundwater Elevation
P-40 (cont'd)	11/23/2009	114.54	29.57	84.97
	6/7/2010		29.53	85.01
	11/29/2010		29.67	84.87
	6/13/2011		29.30	85.24
	12/19/2011		29.47	85.07
	6/4/2012		29.55	84.99
	12/10/2012		29.65	84.89
	6/24/2013		29.65	84.89
	12/10/2013		29.74	84.80
	6/2/2014		29.98	84.56
	12/9/2014		29.99	84.55
	5/22/2015		29.30	85.24
	12/7/2015		30.25	84.29
	5/23/2016		30.16	84.38
	11/21/2016		30.22	84.32
	7/13/2017		29.82	84.72
	11/28/2017		29.45	85.09
	6/29/2018		29.58	84.96
	11/26/2018		29.62	84.92
	5/13/2019		29.09	85.45
	11/20/2019		28.94	85.60
	5/21/2020		26.06	88.48
	11/16/2020		28.71	85.83
	5/10/2021		28.76	85.78
	11/15/2021		28.84	85.70
	5/2/2022		28.74	85.80
	10/24/2022		28.89	85.65
P-41	5/26/1998[3]	127.98	45.18	82.80
	9/9/1998		45.22	82.76
	11/17/1998		45.20	82.78
	2/22/1999		45.28	82.70
	6/2/1999		44.10	83.88
	8/10/1999		45.41	82.57
	11/10/1999		46.05	81.93
	9/18/2000		46.53	81.45
	12/4/2000		47.04	80.94
	3/12/2001		46.95	81.03

APPENDIX A-1

HISTORICAL GROUNDWATER ELEVATIONS

Former Ford Aeronutronic Property
Newport Beach, California

Well / Boring ID	Date	Measuring Point Elevation [1,2]	Depth to Water (Feet BTOC)	Groundwater Elevation
P-41 (cont'd)	6/25/2001	127.98	46.68	81.30
	9/25/2001		46.85	81.13
	12/4/2001		47.03	80.95
	3/19/2002		47.40	80.58
	6/18/2002		48.00	79.98
	9/26/2002		47.30	80.68
	12/2/2002		47.38	80.60
	3/24/2003		48.00	79.98
	8/18/2003		47.89	80.09
	3/18/2004		48.41	79.57
	5/5/2004		48.54	79.44
	9/14/2004		48.49	79.49
	12/14/2004		48.73	79.25
	6/28/2005		48.61	79.37
	9/26/2005		47.80	80.18
	11/14/2005		47.41	80.57
	3/6/2006		47.70	80.28
	5/8/2006	128.04	47.60	80.44
	8/8/2006		47.75	80.29
	11/28/2006		47.36	80.68
	3/12/2007		47.65	80.39
	6/4/2007		47.80	80.24
	8/20/2007		47.90	80.14
	11/26/2007		48.07	79.97
	2/11/2008		48.06	79.98
	6/2/2008		48.20	79.84
	8/11/2008		49.17	78.87
	12/1/2008		48.21	79.83
	6/1/2009		47.86	80.18
	11/23/2009		48.01	80.03
	6/7/2010		48.19	79.85
	11/29/2010		48.46	79.58
	6/13/2011		47.87	80.17
	12/19/2011		47.74	80.30
	6/4/2012		47.66	80.38
	12/10/2012		47.51	80.53
	6/24/2013		47.71	80.33

APPENDIX A-1

HISTORICAL GROUNDWATER ELEVATIONS

Former Ford Aeronutronic Property
Newport Beach, California

Well / Boring ID	Date	Measuring Point Elevation [1,2]	Depth to Water (Feet BTOC)	Groundwater Elevation
P-41 (cont'd)	12/10/2013	128.04	47.88	80.16
	6/2/2014		47.96	80.08
	12/9/2014		48.34	79.70
	5/22/2015		48.52	79.52
	12/7/2015		48.93	79.11
	5/23/2016		49.12	78.92
	11/21/2016		49.46	78.58
	7/13/2017		49.30	78.74
	11/28/2017		49.52	78.52
	6/29/2018		49.81	78.23
	11/26/2018		49.82	78.22
	5/13/2019		49.44	78.60
	11/20/2019		49.25	78.79
	5/21/2020		48.90	79.14
	11/16/2020		48.85	79.19
	5/10/2021		48.54	79.50
	11/15/2021		47.80	80.24
	5/2/2022		47.50	80.54
	10/24/2022		48.22	79.82
P-42	5/26/1998[3]	99.07	22.02	77.05
	9/9/1998		22.22	76.85
	11/17/1998		22.23	76.84
	2/22/1999		22.36	76.71
	6/2/1999		22.52	76.55
	8/10/1999		22.62	76.45
	11/10/1999		23.72	75.35
	9/18/2000		33.81	65.26
	12/4/2000		22.88	76.19
	3/12/2001		22.53	76.54
	6/25/2001		22.32	76.75
	9/25/2001		22.82	76.25
	12/4/2001		23.05	76.02
	3/19/2002		23.11	75.96
	6/18/2002		23.90	75.17
	9/26/2002		24.22	74.85
	12/2/2002		24.04	75.03
	3/24/2003		23.77	75.30

APPENDIX A-1

HISTORICAL GROUNDWATER ELEVATIONS

Former Ford Aeronutronic Property
Newport Beach, California

Well / Boring ID	Date	Measuring Point Elevation [1,2]	Depth to Water (Feet BTOC)	Groundwater Elevation
P-42 (cont'd)	8/18/2003	99.07	24.35	74.72
	3/18/2004		24.04	75.03
	5/5/2004		24.64	74.43
	9/14/2004		25.40	73.67
	6/28/2005		23.40	75.67
	9/26/2005	99.070	23.88	75.19
	9/30/2005		23.87	75.20
	11/14/2005		23.76	75.31
	3/6/2006		23.63	75.44
	5/8/2006	96.42	23.40	73.02
	8/7/2006		24.50	71.92
	11/28/2006		24.69	71.73
	3/12/2007		25.00	71.42
	6/4/2007		25.28	71.14
	8/20/2007		25.74	70.68
	11/26/2007		25.78	70.64
	2/11/2008		24.74	71.68
	6/2/2008		25.60	70.82
	8/11/2008		26.16	70.26
	12/1/2008		25.21	71.21
	6/1/2009		24.92	71.50
	11/23/2009		25.99	70.43
	6/7/2010		24.71	71.71
	11/29/2010		24.96	71.46
	6/13/2011		24.03	72.39
	12/19/2011		24.63	71.79
	6/4/2012		24.86	71.56
	12/10/2012		25.39	71.03
	6/24/2013		25.53	70.89
	12/11/2013		24.90	71.52
	6/2/2014		25.74	70.68
	12/8/2014		25.93	70.49
	5/22/2015		25.65	70.77
	12/7/2015		26.74	69.68
	5/23/2016		25.76	70.66
	11/21/2016		25.57	70.85
	7/13/2017		25.15	71.27

APPENDIX A-1

HISTORICAL GROUNDWATER ELEVATIONS

Former Ford Aeronutronic Property
Newport Beach, California

Well / Boring ID	Date	Measuring Point Elevation [1,2]	Depth to Water (Feet BTOC)	Groundwater Elevation
P-42	11/27/2017		24.55	71.87
(cont'd)	5/23/2018	Abandoned	--	--
P-42A	6/29/2018[4]	98.70	27.20	71.50
	11/26/2018		27.37	71.33
	2/26/2019		25.02	73.68
	5/13/2019		25.02	73.68
	11/20/2019		26.17	72.53
	5/21/2020		24.54	74.16
	11/16/2020		25.60	73.10
	5/10/2021		25.55	73.15
	11/15/2021		25.85	72.85
	05/02/2022		24.93	73.77
	10/24/2022		25.68	73.02
P-45	3/16/1999[3]	119.94	25.97	93.97
	4/14/1999		26.15	93.79
	6/2/1999		26.42	93.52
	8/10/1999		26.38	93.56
	11/10/1999		26.47	93.47
	9/18/2000		28.80	91.14
	12/4/2000		27.66	92.28
	3/12/2001		26.60	93.34
	6/25/2001		26.75	93.19
	9/25/2001		26.60	93.34
	12/4/2001		26.45	93.49
	3/19/2002		26.30	93.64
	6/18/2002		26.38	93.56
	9/26/2002		27.50	92.44
	12/2/2002		26.96	92.98
	3/24/2003		26.22	93.72
	8/18/2003		27.15	92.79
	3/18/2004		27.18	90.42
	5/5/2004		29.11	90.83
	9/14/2004		29.25	90.69
	6/28/2005		26.70	93.24
	9/26/2005		26.80	93.14
	11/14/2005		26.66	93.28

APPENDIX A-1

HISTORICAL GROUNDWATER ELEVATIONS

Former Ford Aeronutronic Property
Newport Beach, California

Well / Boring ID	Date	Measuring Point Elevation [1,2]	Depth to Water (Feet BTOC)	Groundwater Elevation
P-45 (cont'd)	3/6/2006	119.94	26.60	93.34
	5/8/2006	119.52	27.04	92.48
	8/8/2006		27.06	92.46
	11/28/2006		27.29	92.23
	3/12/2007		27.35	92.17
	6/4/2007		27.74	91.78
	8/20/2007		27.99	91.53
	11/26/2007		27.95	91.57
	2/11/2008		27.85	91.67
	6/2/2008		28.19	91.33
	8/11/2008		29.17	90.35
	12/1/2008		28.09	91.43
	6/1/2009	119.52	27.73	91.79
	11/23/2009		28.18	91.34
	6/7/2010		27.96	91.56
	11/29/2010		27.94	91.58
	6/13/2011		27.76	91.76
	12/19/2011		27.52	92.00
	6/4/2012		27.66	91.86
	12/10/2012		28.17	91.35
	6/24/2013		28.20	91.32
	12/10/2013		28.36	91.16
	6/2/2014		28.30	91.22
	12/8/2014		28.71	90.81
	5/22/2015		28.27	91.25
	12/7/2015		28.76	90.76
	5/23/2016		28.82	90.70
	11/21/2016		28.81	90.71
	7/13/2017		28.00	91.52
	11/28/2017		27.97	91.55
	6/29/2018		28.01	91.51
	11/26/2018		28.23	91.29
	5/13/2019		27.08	92.44
	11/20/2019		26.52	93.00
	5/21/2020		28.73	90.79
	11/16/2020		26.04	93.48
	5/10/2021		26.35	93.17

APPENDIX A-1

HISTORICAL GROUNDWATER ELEVATIONS

Former Ford Aeronutronic Property
Newport Beach, California

Well / Boring ID	Date	Measuring Point Elevation [1,2]	Depth to Water (Feet BTOC)	Groundwater Elevation
P-45 (cont'd)	11/15/2021	119.52	26.55	92.97
	05/02/2022		26.71	92.81
	10/24/2022		26.85	92.67
P-46	3/24/2003[3]	67.78	20.05	47.73
	9/13/2004		21.54	46.24
	12/13/2004		20.97	46.81
	6/27/2005		20.35	47.43
	9/26/2005		20.79	46.99
	11/14/2005		20.39	47.39
	3/6/2006		20.88	46.90
	5/8/2006	67.79	21.16	46.63
	8/7/2006		21.40	46.39
	11/27/2006		20.51	47.28
	3/12/2007		20.30	47.49
	6/4/2007		20.58	47.21
	8/20/2007		20.15	47.64
	11/26/2007		20.10	47.69
	2/11/2008		19.86	47.93
	6/2/2008		20.10	47.69
	8/11/2008		20.21	47.58
	12/1/2008		20.20	47.59
	6/1/2009		20.58	47.21
	11/23/2009		20.44	47.35
	6/7/2010		20.37	47.42
	11/29/2010		20.49	47.30
	6/13/2011		20.34	47.45
	12/19/2011		20.45	47.34
	6/4/2012		20.82	46.97
	12/10/2012		20.72	47.07
	7/1/2013		21.00	46.79
	12/11/2013		20.97	46.82
	6/2/2014		21.09	46.70
	12/8/2014		20.84	46.95
	5/22/2015		21.14	46.65
	12/7/2015		21.44	46.35
	5/23/2016		21.50	46.29
	11/21/2016		21.35	46.44

APPENDIX A-1

HISTORICAL GROUNDWATER ELEVATIONS

Former Ford Aeronutronic Property
Newport Beach, California

Well / Boring ID	Date	Measuring Point Elevation [1,2]	Depth to Water (Feet BTOC)	Groundwater Elevation
P-46 (cont'd)	7/13/2017	67.79	21.50	46.29
	11/27/2017		21.44	46.35
	6/29/2018		22.05	45.74
	11/26/2018		21.61	46.18
	5/13/2019		21.04	46.75
	11/20/2019		21.30	46.49
	5/21/2020		20.80	46.99
	11/16/2020		21.21	46.58
	5/10/2021		21.27	46.52
	11/15/2021		20.96	46.83
	05/02/2022	67.34	22.89	44.45
	10/24/2022		20.94	46.40
P-47	12/9/2014	78.08	32.81	45.27
	5/22/2015		33.02	45.06
	12/7/2015		33.36	44.72
	5/23/2016		33.37	44.71
	11/21/2016		33.31	44.77
	7/13/2017		33.43	44.65
	11/27/2017	78.08	33.40	44.68
	6/29/2018		33.99	44.09
	11/26/2018		33.60	44.48
	5/13/2019		33.08	45.00
	11/20/2019		33.36	44.72
	5/21/2020		32.95	45.13
	11/16/2020		33.28	44.80
	5/10/2021		33.39	44.69
	11/15/2021		33.19	44.89
	05/02/2022		33.10	44.98
	10/24/2022		33.32	44.76
P-48	12/9/2014	65.50	19.29	46.21
	5/22/2015		20.14	45.36
	12/7/2015		19.49	46.01
	5/23/2016		19.20	46.30
	11/21/2016		19.53	45.97
	7/13/2017		19.91	45.59
	11/27/2017		19.86	45.64
	6/29/2018		21.20	44.30

APPENDIX A-1

HISTORICAL GROUNDWATER ELEVATIONS

Former Ford Aeronutronic Property
Newport Beach, California

Well / Boring ID	Date	Measuring Point Elevation [1,2]	Depth to Water (Feet BTOC)	Groundwater Elevation
P-48 (cont'd)	11/26/2018	65.50	20.02	45.48
	5/13/2019		19.62	45.88
	11/20/2019		19.96	45.54
	5/21/2020		19.64	45.86
	11/16/2020		19.90	45.60
	5/10/2021		19.91	45.59
	11/15/2021		19.66	45.84
	5/2/2022		19.75	45.75
	10/24/2022		19.65	45.85
P-49	12/7/2015	43.33	9.95	33.38
	5/23/2016		10.03	33.30
	11/21/2016		9.43	33.90
	7/13/2017		10.11	33.22
	11/29/2017		9.81	33.52
	6/29/2018		10.12	33.21
	11/26/2018		9.75	33.58
	5/13/2019		9.73	33.60
	11/20/2019		9.80	33.53
	5/21/2020		9.74	33.59
	11/16/2020		10.20	33.13
	5/10/2021		10.79	32.54
	11/15/2021	44.33	10.44	32.89
	05/02/2022		10.90	32.43
	10/24/2022		10.70	32.63
P-50	12/7/2015	33.17	2.96	30.21
	5/23/2016		3.03	30.14
	11/21/2016		2.42	30.75
	7/13/2017		3.00	30.17
	11/29/2017		2.71	30.46
	6/29/2018		2.99	30.18
	11/26/2018		2.46	30.71
	5/13/2019		2.51	30.66
	11/20/2019		2.75	30.42
	5/21/2020		2.69	30.48
	11/16/2020		3.26	29.91
	5/10/2021		3.84	29.33
	11/15/2021		3.45	29.72

APPENDIX A-1

HISTORICAL GROUNDWATER ELEVATIONS

Former Ford Aeronutronic Property
Newport Beach, California

Well / Boring ID	Date	Measuring Point Elevation [1,2]	Depth to Water (Feet BTOC)	Groundwater Elevation
P-50	05/02/2022	33.17	3.97	29.20
(cont'd)	10/24/2022		4.24	28.93
P-51	12/7/2015	25.30	10.14	15.16
	5/23/2016		10.10	15.20
	11/21/2016		9.61	15.69
	7/13/2017		10.43	14.87
	11/29/2017		10.20	15.10
	6/29/2018		10.57	14.73
	11/26/2018		9.97	15.33
	5/13/2019		10.01	15.29
	11/20/2019		10.11	15.19
	5/21/2020		9.70	15.60
	11/16/2020		9.96	15.34
	5/10/2021		9.93	15.37
	11/15/2021		9.36	15.94
	05/02/2022		9.71	15.59
	10/24/2022		9.64	15.66
P-52	11/26/2018	62.01	20.37	41.64
	2/26/2019		20.35	41.66
	5/13/2019		20.34	41.67
	8/22/2019		20.32	41.69
	11/20/2019		20.37	41.64
	5/21/2020		20.40	41.61
	11/16/2020		25.35	36.66
	05/10/2021		20.39	41.62
	11/15/2021		20.37	41.64
	05/02/2022		20.37	41.64
	10/27/2022		20.45	41.56
P-53	11/26/2018	44.56	13.82	30.74
	2/26/2019		12.92	31.64
	5/13/2019		13.34	31.22
	8/22/2019		14.03	30.53
	11/20/2019		13.67	30.89
	5/21/2020		13.23	31.33
	11/16/2020		13.48	31.08
	05/10/2021		13.52	31.04
	11/15/2021		13.36	31.20

APPENDIX A-1

HISTORICAL GROUNDWATER ELEVATIONS

Former Ford Aeronutronic Property
Newport Beach, California

Well / Boring ID	Date	Measuring Point Elevation [1,2]	Depth to Water (Feet BTOC)	Groundwater Elevation
P-53	05/02/2022	44.56	13.15	31.41
(cont'd)	10/24/2022		13.29	31.27
P-54	11/26/2018	37.90	14.27	23.63
	2/26/2019		12.77	25.13
	5/13/2019		12.73	25.17
	8/22/2019		14.63	23.27
	11/20/2019		14.91	22.99
	5/21/2020		13.53	24.37
	11/16/2020		14.19	23.71
	05/10/2021		13.41	24.49
	11/15/2021		13.92	23.98
	05/02/2022		13.18	24.72
	10/24/2022		13.35	24.55
P-55	11/26/2018	27.88	14.17	13.71
	2/26/2019		11.77	16.11
	5/13/2019		13.50	14.38
	8/22/2019		13.52	14.36
	11/20/2019		15.17	12.71
	5/21/2020		13.81	14.07
	11/16/2020		14.40	13.48
	05/10/2021		13.59	14.29
	11/15/2021		14.40	13.48
	05/02/2022		14.40	13.48
	10/24/2022		14.30	13.58
P-56	11/24/2020	189.28	43.58	145.70
	3/12/2021		44.61	144.67
	5/10/2021		44.45	144.83
	08/10/2021		45.45	143.83
	11/15/2021		44.46	144.82
	03/23/2022		44.30	144.98
	05/02/2022		44.60	144.68
	08/22/2022		43.78	145.50
	10/24/2022		44.90	144.38
P-57	3/24/2022	199.70	48.33	151.37
	5/2/2022		48.39	151.31
	8/22/2022		48.46	151.24
	10/24/2022		48.51	151.19

APPENDIX A-1

HISTORICAL GROUNDWATER ELEVATIONS

Former Ford Aeronutronic Property
Newport Beach, California

Well / Boring ID	Date	Measuring Point Elevation [1,2]	Depth to Water (Feet BTOC)	Groundwater Elevation
P-58	3/24/2022	201.23	46.91	154.32
	5/2/2022		46.98	154.25
	8/22/2022		47.03	154.20
	10/24/2022		47.12	154.11
P-59	3/24/2022	200.06	46.55	153.51
	5/2/2022		46.63	153.43
	8/22/2022		46.67	153.39
	10/24/2022		46.67	153.39
P-60	3/24/2022	197.95	50.17	147.78
	5/2/2022		50.21	147.74
	8/22/2022		50.18	147.77
	10/24/2022		50.35	147.60
P-61	5/2/2022	199.03	59.89	139.14
	8/22/2022		60.07	138.96
	10/24/2022		60.28	138.75
P-62	6/27/2022	196.28	39.35	156.93
	8/22/2022		39.49	156.79
	10/24/2022		39.71	156.57
P-63	6/27/2022	183.50	34.86	148.64
	8/22/2022		34.85	148.65
	10/24/2022		35.03	148.47
P-64	6/27/2022	175.38	27.34	148.04
	8/22/2022		27.42	147.96
	10/24/2022		27.68	147.70
IW-7	8/7/2006	165.77	50.36	115.41
	11/28/2006		50.79	114.98
	3/12/2007		51.09	114.68
	6/4/2007		51.20	114.57
	8/20/2007		50.92	114.85
	11/26/2007		50.35	115.42
	02/11/2008		50.27	115.50
	06/02/2008		49.95	115.82
	8/11/2008		48.50	117.27
	12/1/2008		49.54	116.23
	6/1/2009		49.69	116.08
	11/23/2009		49.62	116.15
	6/7/2010		48.62	117.15

APPENDIX A-1

HISTORICAL GROUNDWATER ELEVATIONS

Former Ford Aeronutronic Property
Newport Beach, California

Well / Boring ID	Date	Measuring Point Elevation [1,2]	Depth to Water (Feet BTOC)	Groundwater Elevation
IW-7 (cont'd)	11/29/2010	165.77	48.52	117.25
	6/13/2011		47.70	118.07
	12/19/2011		48.19	117.58
	6/4/2012		49.07	116.70
	12/10/2012		48.96	116.81
	6/24/2013		49.72	116.05
	12/11/2013		50.30	115.47
	6/2/2014		50.82	114.95
	12/9/2014		51.64	114.13
	5/22/2015		51.97	113.80
	12/7/2015		53.80	111.97
	5/23/2016		54.63	111.14
	11/21/2016		54.32	111.45
	7/13/2017		52.93	112.84
	11/28/2017		53.03	112.74
	6/29/2018		52.23	113.54
	11/26/2018		53.16	112.61
	5/13/2019		50.97	114.80
	11/20/2019		49.95	115.82
	5/21/2020		49.23	116.54
	11/16/2020		49.31	116.46
	5/10/2021		49.75	116.02
	11/15/2021		50.30	115.47
	05/02/2022		49.82	115.95
	10/24/2022		49.83	115.94

Notes

1. Historical data (pre-August 2006) and measuring point elevations were obtained from ARCADIS.
2. Site monitoring well locations were resurveyed by HB Land Surveying on April 10, 2006. Elevations are referenced to the North American Vertical Datum of 1988 (NAVD88).
3. Previous measuring point elevation data are based on Orange County Surveyor's Benchmark No. 58.85 referenced to the National Geodetic Vertical Datum of 1929 (NGVD29) and were adjusted by 2.34 feet to reference NAVD88.
4. P-42A was surveyed by Calveda Surveying, Inc. on May 30, 2018. Elevations are referenced to NAVD88.
5. P-56 was surveyed by Calveda Surveying, Inc. on November 24, 2020. Elevations are referenced to NAVD88.

APPENDIX A-1

HISTORICAL GROUNDWATER ELEVATIONS

Former Ford Aeronutronic Property
Newport Beach, California

Abbreviations

BTOC = below top of well casing
NA = well inaccessible during measurement event
NM = well not measured

APPENDIX A-2

HISTORICAL GROUNDWATER ANALYTICAL RESULTS [1,2]

Former Ford Aeronutronic Property
Newport Beach, California

Well ID	Date	Volatile Organic Compounds[3] (µg/L)									Semi Volatile Organic Compounds[3] (µg/L)	Dissolved Gases[3] (µg/L)				Anions[3] (mg/L)				Dissolved Metals[3] (mg/L)	
		1,1-DCE	1,1-DCA	1,2- DCA	1,2-DCE (total)[4] cis	1,2-DCE (total)[4] trans	PCE	1,1,1-TCA	TCE	Vinyl Chloride	1, 4-Dioxane	Carbon Dioxide	Methane	Ethane	Ethylene	Nitrite	Nitrate	Sulfate	Chloride	Iron	Manganese
W5T3	07/29/1992	76	24	<5	210	NA	<5	<5	<5	--	--	--	--	--	--	--	--	--	--	--	--
W5T3	06/09/1993	52	16	<5	210	NA	<5	<20	<5	--	--	--	--	--	--	--	--	--	--	--	--
W5T3	10/06/1993	83	16	<5	183	NA	<5	<5	<5	--	--	--	--	--	--	--	--	--	--	--	--
W5T3	01/06/1994	68	16	<5	135	NA	<5	<5	<5	--	--	--	--	--	--	--	--	--	--	--	--
W5T3	03/18/1994	62	15	<5	147	NA	<5	<5	<5	--	--	--	--	--	--	--	--	--	--	--	--
W5T3	06/01/1994	77	12	<5	158	NA	<5	<5	<5	--	--	--	--	--	--	--	--	--	--	--	--
W5T3	09/08/1994	43	11	<5	114	NA	<5	<5	<5	--	--	--	--	--	--	--	--	--	--	--	--
W5T3	12/08/1994	59	12	<5	132	NA	<5	<5	<5	--	--	--	--	--	--	--	--	--	--	--	--
W5T3	03/10/1995	73	14	<2	170	NA	<2	<2	<5	--	--	--	--	--	--	--	--	--	--	--	--
W5T3	03/21/1996	31	9.2	<5	81	NA	<5	<5	<5	--	--	--	--	--	--	--	--	--	--	--	--
W5T3	03/18/1997	44	8.3	<5	104	NA	<5	<5	25	--	--	--	--	--	--	--	--	--	--	--	--
W5T3	03/11/1998	42	7.0	<5	121	NA	<5	<5	13	--	--	--	--	--	--	--	--	--	--	--	--
W5T3	02/27/1999	31	<5	<5	48	65	<5	<5	26	--	--	--	--	--	--	--	--	--	--	--	--
W5T3	09/21/2000	20	<5	<5	36	44	<5	<5	<5	--	--	--	--	--	--	--	--	--	--	--	--
W5T3	09/28/2001	22	<5	<5	38	50	<5	<5	<5	--	--	--	--	--	--	--	--	--	--	--	--
W5T3	09/28/2002	19	<5	<5	34	41	<5	<5	<5	--	--	--	--	--	--	--	--	--	--	--	--
W5T3	08/21/2003	24	<5	<5	40	58	<5	<5	<5	--	--	--	--	--	--	--	--	--	--	--	--
W5T3	05/07/2004	21	<5	<5	35	48	<5	<5	12	--	--	--	--	--	--	--	--	--	--	--	--
W5T3	06/28/2005	19	3.6	<2	51	52	<2	<2	17	<5	--	--	--	--	--	--	--	--	--	--	--
W5T3	11/15/2005	<2	<2	<2	9.0	3.0	<2	<2	2.8	<5	--	--	--	--	--	--	--	--	--	--	--
W5T3	05/09/2006	19	5.3	<2.0	33	43	<2.0	<2.0	3.6	<5.0	--	--	--	--	--	--	--	--	--	--	--
W5T3	11/29/2006	15	5.5	<2.0	24	34	<2.0	<2.0	5.4	<5.0	--	--	--	--	--	--	--	--	--	--	--
W5T3	06/04/2007	15	5.2	<2.0	22	31	<2.0	<2.0	<2.0	<5.0	--	--	--	--	--	--	--	--	--	--	--
W5T3	11/28/2007	16	5.2	<2.0	20	27	<2.0	<2.0	<2.0	<5.0	--	--	--	--	--	--	--	--	--	--	--
W5T3	06/03/2008	12	5.9	<2.0	20	28	<2.0	<2.0	7.8	<5.0	--	--	--	--	--	--	--	--	--	--	--
W5T3	12/02/2008	15	6.0	<2.0	19	22	<2.0	<2.0	5.2	<5.0	--	--	--	--	--	--	--	--	--	--	--
W5T3	06/01/2009	12	6.0	<2.0	18	23	<2.0	<2.0	<2.0	<5.0	--	--	--	--	--	--	--	--	--	--	--
W5T3	11/23/2009	18	8.0	<2.0	23	27	<2.0	<2.0	<2.0	<5.0	--	--	--	--	--	--	--	--	--	--	--
W5T3	06/07/2010	15	5.8	<2.0	16	20	<2.0	<2.0	<2.0	<5.0	--	--	--	--	--	--	--	--	--	--	--
W5T3	11/29/2010	17	5.6	<2.0	17	23	<2.0	<2.0	<2.0	<5.0	--	--	--	--	--	--	--	--	--	--	--
W5T3	06/13/2011	13	5.2	<2.0	16	19	<2.0	<2.0	<2.0	<5.0	--	--	--	--	--	--	--	--	--	--	--
W5T3	12/19/2011	11	4.0	<2.0	12J	14	<2.0	<2.0	<2.0	<5.0	--	--	--	--	--	--	--	--	--	--	--
W5T3	06/04/2012	11	3.5	<2.0	13	18	<2.0	<2.0	<2.0	<5.0	--	--	--	--	--	--	--	--	--	--	--
W5T3	12/10/2012	11	3.3	<2.0	12	21	<2.0	<2.0	<2.0	<5.0	--	--	--	--	--	--	--	--	--	--	--
W5T3	06/24/2013	11	3.0	<2.0	12	19	<2.0	<2.0	<2.0	<5.0	--	--	--	--	--	--	--	--	--	--	--
W5T3	12/11/2013	9.4	2.7	<2.0	11	16	<2.0	2.7	9.4	<5.0	--	--	--	--	--	--	--	--	--	--	--
W5T3	06/02/2014	10.0	3.7	<2.0	14	20	<2.0	<2.0	<2.0	<5.0	--	--	--	--	--	--	--	--	--	--	--
W5T3	12/08/2014	7.0	2.3	<2.0	10	14	<2.0	<2.0	<2.0	<0.5	--	--	--	--	--	--	--	--	--	--	--
W5T3	06/09/2015	7.0	3.2	<2.0	13	19	<2.0	<2.0	<2.0	<0.5	--	--	--	--	--	--	--	--	--	--	--
W2C1	07/28/1992	12	<5	<5	<5	NA	11	9	100	--	--	--	--	--	--	--	--	--	--	--	--
W2C1	06/09/1993	6.1	<1	<1	<1	NA	16	13	68	--	--	--	--	--	--	--	--	--	--	--	--
W2C1	10/06/1993	15	<5	<5	<5	NA	18	13	24	--	--	--	--	--	--	--	--	--	--	--	--
W2C1	01/07/1994	10	<5	<5	<5	NA	16	<5	88	--	--	--	--	--	--	--	--	--	--	--	--
W2C1	03/18/1994	11	<5	<5	<5	NA	18	14	44	--	--	--	--	--	--	--	--	--	--	--	--
W2C1	06/01/1994	7	<5	<5	<5	NA	13	<5	71	--	--	--	--	--	--	--	--	--	--	--	--
W2C1	09/08/1994	7	<5	<5	<5	NA	14	<5	87	--	--	--	--	--	--	--	--	--	--	--	--
W2C1	12/08/1994	8	<5	<5	<5	NA	12	<5	92	--	--	--	--	--	--	--	--	--	--	--	--

APPENDIX A-2

HISTORICAL GROUNDWATER ANALYTICAL RESULTS [1,2]

Former Ford Aeronutronic Property
Newport Beach, California

Well ID	Date	Volatile Organic Compounds[3] (µg/L)									Semi Volatile Organic Compounds[3] (µg/L)	Dissolved Gases[3] (µg/L)				Anions[3] (mg/L)				Dissolved Metals[3] (mg/L)	
		1,1-DCE	1,1-DCA	1,2- DCA	1,2-DCE (total)[4] cis	1,2-DCE (total)[4] trans	PCE	1,1,1-TCA	TCE	Vinyl Chloride	1, 4-Dioxane	Carbon Dioxide	Methane	Ethane	Ethylene	Nitrite	Nitrate	Sulfate	Chloride	Iron	Manganese
W2C1	03/10/1995	9.9	7	<2	<2	NA	15	3.8	110	--	--	--	--	--	--	--	--	--	--	--	--
W2C1	06/09/1995	11	<5	<5	<5	NA	11	<5	90	--	--	--	--	--	--	--	--	--	--	--	--
W2C1	09/12/1995	10	<5	<5	<5	NA	9.4	<5	87	--	--	--	--	--	--	--	--	--	--	--	--
W2C1	12/15/1995	12	<5	<5	<5	NA	8.6	<5	85	--	--	--	--	--	--	--	--	--	--	--	--
W2C1	03/21/1996	12	<5	<5	<5	NA	<5	<5	100	--	--	--	--	--	--	--	--	--	--	--	--
W2C1	06/19/1996	9.6	<5	<5	<5	NA	6.1	<5	70	--	--	--	--	--	--	--	--	--	--	--	--
W2C1	09/23/1996	11	<5	<5	<5	NA	6.4	<5	68	--	--	--	--	--	--	--	--	--	--	--	--
W2C1	12/06/1996	9.3	<5	<5	<5	NA	7	<5	68	--	--	--	--	--	--	--	--	--	--	--	--
W2C1	03/18/1997	8.6	<5	<5	<5	NA	5.9	<5	68	--	--	--	--	--	--	--	--	--	--	--	--
W2C1	09/11/1997	7.8	<5	<5	<5	NA	<5	<5	57	--	--	--	--	--	--	--	--	--	--	--	--
W2C1	03/11/1998	11	<5	<5	<5	NA	<5	<5	96	--	--	--	--	--	--	--	--	--	--	--	--
W2C1	02/27/1999	11	<5	<5	<5	<5	<5	<5	93	--	--	--	--	--	--	--	--	--	--	--	--
W2C1	09/20/2000	11	<5	23	<5	<5	<5	<5	93	--	--	--	--	--	--	--	--	--	--	--	--
W2C1	09/27/2001	6.9	<5	21	<5	<5	5.1	<5	70	--	--	--	--	--	--	--	--	--	--	--	--
W2C1	09/30/2002	10	<5	20	<5	<5	5.9	<5	68	--	--	--	--	--	--	--	--	--	--	--	--
W2C1	08/20/2003	8.4	<5	17	<5	<5	8.9	<5	60	--	--	--	--	--	--	--	--	--	--	--	--
W2C1	03/19/2004	<5	<5	13	<5	<5	7.5	<5	39	--	--	--	--	--	--	--	--	--	--	--	--
W2C1	05/07/2004	<5	<5	18	<5	<5	10	<5	57	--	--	--	--	--	--	--	--	--	--	--	--
W2C1	09/14/2004	5.7	<5.0	13	<50	<5.0	8.2	<5.0	45	--	--	--	--	--	--	--	--	--	--	--	--
W2C1	12/14/2004	5.5	<5.0	11	<5.0	<5.0	10	<5.0	48	--	--	--	--	--	--	--	--	--	--	--	--
W2C1	09/26/2005	6.4	<2.0	12	<2.0	<2.0	17	<2.0	53	<5.0	--	--	--	--	--	--	--	--	--	--	--
W2C1	03/07/2006	<5.0	<2.0	<2.0	<2.0	<2.0	2.3	<2.0	6.3	<5.0	--	--	--	--	--	--	--	--	--	--	--
W2C1	08/08/2006	<5.0	<2.0	<2.0	<2.0	<2.0	3.0	<2.0	16	<5.0	--	--	--	--	--	--	--	--	--	--	--
W2C1	03/12/2007	7.2	<2.0	6.1	<2.0	<2.0	11	<2.0	73	<5.0	--	--	--	--	--	--	--	--	--	--	--
W2C1	08/21/2007	5.2	<2.0	3.4	<2.0	<2.0	7.4	<2.0	43	<5.0	--	--	--	--	--	--	--	--	--	--	--
W2C1	02/12/2008	<5.0	<2.0	<2.0	<2.0	<2.0	4.0	<2.0	18	<5.0	--	--	--	--	--	--	--	--	--	--	--
W2C1	08/12/2008	<5.0	<2.0	<2.0	<2.0	<2.0	6.3	<2.0	16	<5.0	--	--	--	--	--	--	--	--	--	--	--
W2C1	06/01/2009	<5.0	<2.0	2.6	<2.0	<2.0	3.4	<2.0	31	<5.0	--	--	--	--	--	--	--	--	--	--	--
W2C1	11/23/2009	<5.0	<2.0	2.2	<2.0	<2.0	2.6	<2.0	25	<5.0	--	--	--	--	--	--	--	--	--	--	--
W2C1	06/07/2010	9	<2.0	2.6	<2.0	<2.0	13	<2.0	56	<5.0	--	--	--	--	--	--	--	--	--	--	--
W2C1	11/29/2010	8.4	<2.0	3.3	<2.0	<2.0	21	<2.0	76	<5.0	--	--	--	--	--	--	--	--	--	--	--
W2C1	06/13/2011	10	<2.0	4.1	<2.0	<2.0	17	<2.0	81	<5.0	--	--	--	--	--	--	--	--	--	--	--
W2C1	12/19/2011	7.2	<2.0	3.0	<2.0	<2.0	7.6J	<2.0	73	<5.0	--	--	--	--	--	--	--	--	--	--	--
W2C1	06/04/2012	7.2	<2.0	2.9	<2.0	<2.0	7.9	<2.0	58	<5.0	--	--	--	--	--	--	--	--	--	--	--
W2C1	12/10/2012	6.1	<2.0	2.5	<2.0	<2.0	6.4	<2.0	52	<5.0	--	--	--	--	--	--	--	--	--	--	--
W2C1	06/24/2013	<5.0	<2.0	<2.0	<2.0	<2.0	5.5	<2.0	34	<5.0	--	--	--	--	--	--	--	--	--	--	--
W2C1	12/10/2013	5.8	<2.0	<2.0	<2.0	<2.0	7.5	<2.0	42	<5.0	--	--	--	--	--	--	--	--	--	--	--
W2C1	06/03/2014	5.8	<2.0	<2.0	<2.0	<2.0	12	<2.0	49	<5.0	--	--	--	--	--	--	--	--	--	--	--
W2C1	12/09/2014	6.7	<2.0	<2.0	<2.0	<2.0	14	<2.0	57	<0.5	--	--	--	--	--	--	--	--	--	--	--
W2C1	06/09/2015	7.6	2.5	<2.0	<2.0	<2.0	14	<2.0	74	<0.5	--	--	--	--	--	--	--	--	--	--	--
W2C1	12/07/2015	6.3/5.9	<2.0/<2.0	<2.0/<2.0	<2.0/<2.0	<2.0/<2.0	11/9.1	<2.0/<2.0	54/48	<0.5/<0.5	--	--	--	--	--	--	--	--	--	--	--
W2C1	06/06/2016	<5.0/<5.0	<2.0/<2.0	<2.0/<2.0	<2.0/<2.0	<2.0/<2.0	5.4/4.5	<2.0/<2.0	40/35	<0.5/<0.5	--	--	--	--	--	--	--	--	--	--	--
W2C1	12/05/2016	<5.0/<5.0	<2.0/<2.0	2.2/2.1	<2.0/<2.0	<2.0/<2.0	7.2/5.9	<2.0/<2.0	49/46	<0.5/<0.5	--	--	--	--	--	--	--	--	--	--	--
W2C1	07/13/2017	<5.0	<2.0	2.1	<2.0	<2.0	13	<2.0	49	<5.0	3.8	--	--	--	--	--	--	--	--	--	--
W2C1	11/28/2017	<5.0	<2.0	<2.0	<2.0	<2.0	6.9	<2.0	20	<5.0	1.6	--	--	--	--	--	--	--	--	--	--
W2C1	06/25/2018	<5.0/<5.0	<2.0/<2.0	<2.0/<2.0	<2.0/<2.0	<2.0/<2.0	11/11	<2.0/<2.0	28/28	<0.50/<0.50	2.4/2.8	--	--	--	--	--	--	--	--	--	--
W2C1	11/26/2018	<5.0	<2.0	<2.0	<2.0	<2.0	15	<2.0	24	<5.0	1.7	--	--	--	--	--	--	--	--	--	--

APPENDIX A-2

HISTORICAL GROUNDWATER ANALYTICAL RESULTS [1,2]

Former Ford Aeronutronic Property
Newport Beach, California

Well ID	Date	Volatile Organic Compounds[3] (µg/L)									Semi Volatile Organic Compounds[3] (µg/L)	Dissolved Gases[3] (µg/L)				Anions[3] (mg/L)				Dissolved Metals[3] (mg/L)	
		1,1-DCE	1,1-DCA	1,2- DCA	1,2-DCE (total)[4] cis	1,2-DCE (total)[4] trans	PCE	1,1,1-TCA	TCE	Vinyl Chloride	1, 4-Dioxane	Carbon Dioxide	Methane	Ethane	Ethylene	Nitrite	Nitrate	Sulfate	Chloride	Iron	Manganese
W2C1	05/13/2019	1.4J/1.6J	<2.0	0.45J/0.48J	<2.0/<2.0	<2.0/<2.0	8.0/8.4	<2.0/<2.0	19/19	<5.0/<5.0	0.74/0.93	--	--	--	--	--	--	--	--	--	--
W2C1	11/20/2019	2.9J/2.8J	0.33J/<2.0	0.72J/0.46J	0.34J/0.27J	<2.0/<2.0	13/13	<2.0/<2.0	28/30	<5.0/<5.0	0.75J/0.54J	--	--	--	--	--	--	--	--	--	--
W2C1	05/18/2020	1.4J/<5.0	0.35J/0.39J	0.87J/0.83J	<2.0/0.30J	<2.0/<2.0	13/12	<2.0/<2.0	30/28	<5.0/<5.0	0.73/0.82	--	--	--	--	--	--	--	--	--	--
W2C1	11/17/2020	3.8/4.0	<1.0/<1.0	0.77/0.75	<1.0/<1.0	<1.0/<1.0	13/14	<1.0/<1.0	31/30	<0.50/<0.50	<0.50/<0.50	--	--	--	--	--	--	--	--	--	--
W2C1	05/10/2021	2.8/3.1	<1.0/<1.0	0.70/0.72	<1.0/<1.0	<1.0/<1.0	11/12	<1.0/<1.0	27/29	<0.50/<0.50	0.80/0.86	--	--	--	--	--	--	--	--	--	--
W2C1	11/15/2021	2.1/2.3	<1.0/<1.0	0.79/0.78	<1.0/<1.0	<1.0/<1.0	6.5/7.3	<1.0/<1.0	22/24	<0.50/<0.50	<0.50/<0.50	--	--	--	--	--	--	--	--	--	--
W2C1	05/02/2022	1.8/2.0	<1.0/<1.0	0.46J/0.49J	<1.0/<1.0	<1.0/<1.0	7.9/8.3	<1.0/<1.0	18/19	<0.50/<0.50	<0.50/<0.50	--	--	--	--	--	--	--	--	--	--
W2C1	06/28/2022	--	--	--	--	--	--	--	--	--	--	13,000/14,000	<1.0/<1.0	<1.0/<1.0	<1.0/<1.0	<0.10/--	4.4/--	290/--	250/--	<0.50/<0.50	<0.050/<0.050
W2C1	08/22/2022	1.7	<1.0	0.51	<1.0	<1.0	6.4	<1.0	17	<0.50	1.2	18,000	0.12 J	<1.0	<1.0	<0.10	4.4	300	260	0.013 J	0.020 J
W2C1	10/24/2022	1.5	<1.0	<0.50	<1.0	<1.0	5.7	<1.0	14	<0.50	0.99	11,000	0.17 J	<1.0	<1.0	<0.10	3.7	230	200	<0.50	<0.050
W2C2	07/28/1992	<5	<5	<5	<5	NA	<5	<5	<5	--	--	--	--	--	--	--	--	--	--	--	--
W2C2	06/09/1993	<0.5	<0.5	<0.5	<0.5	NA	<0.5	<0.5	<0.5	--	--	--	--	--	--	--	--	--	--	--	--
W2C2	10/06/1993	<5	<5	<0.5	<5	NA	<5	<5	<5	--	--	--	--	--	--	--	--	--	--	--	--
W2C2	01/07/1994	<5	<5	<0.5	<5	NA	<5	<5	<5	--	--	--	--	--	--	--	--	--	--	--	--
W2C2	03/18/1994	<5	<5	<0.5	<5	NA	<5	<5	<5	--	--	--	--	--	--	--	--	--	--	--	--
W2C2	03/09/1995	<2	<2	<2	<2	NA	<2	<2	<2	--	--	--	--	--	--	--	--	--	--	--	--
W2C2	03/21/1996	<5	<5	<5	<5	NA	<5	<5	<5	--	--	--	--	--	--	--	--	--	--	--	--
W2C2	03/18/1997	<5	<5	<5	<5	NA	<5	<5	<5	--	--	--	--	--	--	--	--	--	--	--	--
W2C2	03/11/1998	<5	<5	<5	<5	NA	<5	<5	<5	--	--	--	--	--	--	--	--	--	--	--	--
W2C2	02/27/1999	<5	<5	<5	<5	<5	<5	<5	<5	--	--	--	--	--	--	--	--	--	--	--	--
W2C2	09/20/2000	<5	<5	<5	<5	<5	<5	<5	<5	--	--	--	--	--	--	--	--	--	--	--	--
W2C2	09/26/2001	<5	<5	<5	<5	<5	<5	<5	<5	--	--	--	--	--	--	--	--	--	--	--	--
W2C2	09/27/2002	<5	<5	<5	<5	<5	<5	<5	<5	--	--	--	--	--	--	--	--	--	--	--	--
W2C2	05/06/2004	<5	<5	<5	<5	<5	<5	<5	<5	--	--	--	--	--	--	--	--	--	--	--	--
W2C3	07/28/1992	15	<5	<5	<5	NA	7	<5	700	--	--	--	--	--	--	--	--	--	--	--	--
W2C3	06/09/1993	<10	<10	<10	<10	NA	<10	<40	770	--	--	--	--	--	--	--	--	--	--	--	--
W2C3	10/06/1993	23	<5	<5	<5	NA	6.9	<5	770	--	--	--	--	--	--	--	--	--	--	--	--
W2C3	01/06/1994	<50	<50	<50	<50	<50	<50	<50	760	--	--	--	--	--	--	--	--	--	--	--	--
W2C3	03/18/1994	<50	<50	<50	<50	<50	<50	<50	710	--	--	--	--	--	--	--	--	--	--	--	--
W2C3	06/01/1994	<50	<50	<50	<50	<50	<50	<50	790	--	--	--	--	--	--	--	--	--	--	--	--
W2C3	09/08/1994	18	<5	<5	<5	NA	9	<5	980	--	--	--	--	--	--	--	--	--	--	--	--
W2C3	12/08/1994	<50	<50	<50	<50	NA	<50	<50	1100	--	--	--	--	--	--	--	--	--	--	--	--
W2C3	03/10/1995	15	<2	<2	<2	NA	9	<2	1100	--	--	--	--	--	--	--	--	--	--	--	--
W2C3	06/09/1995	<5	<5	<5	NA	NA	<5	<5	1000	--	--	--	--	--	--	--	--	--	--	--	--
W2C3	09/12/1995	<25	<25	<25	<25	NA	<25	<25	940	--	--	--	--	--	--	--	--	--	--	--	--
W2C3	12/15/1995	<25	<25	<25	<25	NA	<25	<25	1100	--	--	--	--	--	--	--	--	--	--	--	--
W2C3	03/21/1996	15	<12	<12	<12	NA	<12	<12	750	--	--	--	--	--	--	--	--	--	--	--	--
W2C3	06/19/1996	<50	<50	<50	<50	NA	<50	<50	780	--	--	--	--	--	--	--	--	--	--	--	--
W2C3	09/23/1996	12	<50	<50	<50	NA	<50	<50	530	--	--	--	--	--	--	--	--	--	--	--	--
W2C3	12/06/1996	<5	<5	<5	<5	NA	<5	<5	41	--	--	--	--	--	--	--	--	--	--	--	--
W2C3	03/18/1997	<50	<50	<50	<50	NA	<50	<50	760	--	--	--	--	--	--	--	--	--	--	--	--
W2C3	06/11/1997	NA	<5	<5	<5	NA	5.9	9.9	680	--	--	--	--	--	--	--	--	--	--	--	--
W2C3	09/11/1997	14	<5	<5	<5	NA	<5	<5	620	--	--	--	--	--	--	--	--	--	--	--	--
W2C3	11/21/1997	12	<10	<10	<10	NA	<10	<10	530	--	--	--	--	--	--	--	--	--	--	--	--
W2C3	03/11/1998	11	<5	<5	<5	NA	<5	<5	540	--	--	--	--	--	--	--	--	--	--	--	--
W2C3	05/27/1998	8.8	<5	<5	<5	NA	5.9	<5	620	--	--	--	--	--	--	--	--	--	--	--	--
W2C3	09/10/1998	<25	<25	<25	<25	NA	<25	<25	820	--	--	--	--	--	--	--	--	--	--	--	--

APPENDIX A-2

HISTORICAL GROUNDWATER ANALYTICAL RESULTS [1,2]

Former Ford Aeronutronic Property
Newport Beach, California

Well ID	Date	Volatile Organic Compounds[3] (µg/L)									Semi Volatile Organic Compounds[3] (µg/L)	Dissolved Gases[3] (µg/L)				Anions[3] (mg/L)				Dissolved Metals[3] (mg/L)	
		1,1-DCE	1,1-DCA	1,2- DCA	1,2-DCE (total)[4] cis	1,2-DCE (total)[4] trans	PCE	1,1,1-TCA	TCE	Vinyl Chloride	1, 4-Dioxane	Carbon Dioxide	Methane	Ethane	Ethylene	Nitrite	Nitrate	Sulfate	Chloride	Iron	Manganese
W2C3	11/19/1998	<25	<25	<25	<25	<25	<25	<25	820	--	--	--	--	--	--	--	--	--	--	--	--
W2C3	02/27/1999	12	<5	<5	<5	<5	6.8	<5	860	--	--	--	--	--	--	--	--	--	--	--	--
W2C3	08/11/1999	<25	<25	<25	<25	<25	<25	<25	670	--	--	--	--	--	--	--	--	--	--	--	--
W2C3	09/20/2000	<5	<5	<5	<5	<5	<5	<5	580	--	--	--	--	--	--	--	--	--	--	--	--
W2C3	03/12/2001	6.1	<5	<5	<5	<5	<5	<5	470	--	--	--	--	--	--	--	--	--	--	--	--
W2C3	09/27/2001	7.2	<5	<5	<5	<5	<5	<5	490	--	--	--	--	--	--	--	--	--	--	--	--
W2C3	03/20/2002	7.9	<5	<5	<5	<5	<5	<5	490	--	--	--	--	--	--	--	--	--	--	--	--
W2C3	09/30/2002	7.7	<5	<5	<5	<5	<5	<5	420	--	--	--	--	--	--	--	--	--	--	--	--
W2C3	03/25/2003	7.7	<5	<5	<5	<5	5.7	<5	390	--	--	--	--	--	--	--	--	--	--	--	--
W2C3	08/20/2003	7.1	<5	<5	<5	<5	<5	<5	390	--	--	--	--	--	--	--	--	--	--	--	--
W2C3	03/19/2004	6.3	<5	<2.5	<5	<5	5.3	<5	390	--	--	--	--	--	--	--	--	--	--	--	--
W2C3	05/06/2004	5.4	<5	<5	<5	<5	<5	<5	340	--	--	--	--	--	--	--	--	--	--	--	--
W2C3	09/14/2004	5.8	<5.0	<5.0	<5.0	<5.0	<5.0	<5.0	350	--	--	--	--	--	--	--	--	--	--	--	--
W2C3	12/14/2004	6.4	<5.0	<5.0	<5.0	<5.0	5.8	<5.0	340	--	--	--	--	--	--	--	--	--	--	--	--
W2C3	11/15/2005	<50	<20	<20	<20	<20	<20	<20	290	<50	--	--	--	--	--	--	--	--	--	--	--
W2C3	03/07/2006	<50	<20	<20	<20	<20	<20	<20	290	<50	--	--	--	--	--	--	--	--	--	--	--
W2C3	08/08/2006	<5.0	<2.0	2.2	<2.0	<2.0	3.2	<2.0	260	<5.0	--	--	--	--	--	--	--	--	--	--	--
W2C3	03/12/2007	<10	<4.0	<4.0	<4.0	<4.0	4.6	<4.0	220	<10	--	--	--	--	--	--	--	--	--	--	--
W2C3	08/21/2007	<5.0	<2.0	2.5	<2.0	<2.0	3.7	<2.0	230	<5.0	--	--	--	--	--	--	--	--	--	--	--
W2C3	02/12/2008	<5.0	<2.0	2.0	<2.0	<2.0	2.8	<2.0	190	<5.0	--	--	--	--	--	--	--	--	--	--	--
W2C3	08/12/2008	<5.0	<2.0	<2.0	<2.0	<2.0	3.6	<2.0	170	<50	--	--	--	--	--	--	--	--	--	--	--
W2C3	06/01/2009	<5.0<5.0	<2.0/<2.0	<2.0/<2.0	<2.0/<2.0	<2.0/<2.0	<2.0/<2.0	<2.0/<2.0	110/150	<5.0/<5.0	--	--	--	--	--	--	--	--	--	--	--
W2C3	11/23/2009	<12	<5.0	<5.0	<5.0	<5.0	<5.0	<5.0	160	<12	--	--	--	--	--	--	--	--	--	--	--
W2C3	06/07/2010	<10/<5.0	<4.0/<2.0	<4.0/<2.0	<4.0/<2.0	<4.0/<2.0	<4.0/<2.0	<4.0/2.0	120/140	<10/<5.0	--	--	--	--	--	--	--	--	--	--	--
W2C3	11/29/2010	<5.0<5.0	<2.0/<2.0	<2.0/<2.0	<2.0/<2.0	<2.0/<2.0	2.0/2.0	<2.0/<2.0	170/170	<5.0/<5.0	--	--	--	--	--	--	--	--	--	--	--
W2C3	06/13/2011	<5.0/<5.0	<2.0/<2.0	<2.0/<2.0	<2.0/<2.0	<2.0/<2.0	<2.0/2.6	<2.0/<2.0	160/140	<5.0/<5.0	--	--	--	--	--	--	--	--	--	--	--
W2C3	12/19/2011	<12/<12	<5.0/<5.0	<5.0/<5.0	<5.0/<5.0	<5.0/<5.0	<5.0/<5.0	<5.0/<5.0	120/140	<12/<12	--	--	--	--	--	--	--	--	--	--	--
W2C3	06/04/2012	<5.0/<5.0	<2.0/<2.0	<2.0/<2.0	<2.0/<2.0	<2.0/<2.0	<2.0/<2.0	<2.0/<2.0	90/97	<5.0/<5.0	--	--	--	--	--	--	--	--	--	--	--
W2C3	12/10/2012	<5.0/<5.0	<2.0/<2.0	<2.0/<2.0	<2.0/<2.0	<2.0/<2.0	<2.0/<2.0	<2.0/<2.0	78/100	<5.0/<5.0	--	--	--	--	--	--	--	--	--	--	--
W2C3	06/24/2013	<5.0/<5.0	<2.0/<2.0	<2.0/<2.0	<2.0/<2.0	<2.0/<2.0	<2.0/<2.0	<2.0/<2.0	83/89	<5.0/<5.0	--	--	--	--	--	--	--	--	--	--	--
W2C3	12/10/2013	<5.0/<5.0	<2.0/<2.0	<2.0/<2.0	<2.0/<2.0	<2.0/<2.0	<2.0/<2.0	<2.0/<2.0	63/60	<5.0/<5.0	--	--	--	--	--	--	--	--	--	--	--
W2C3	06/03/2014	<5.0/<5.0	<2.0/<2.0	<2.0/<2.0	<2.0/<2.0	<2.0/<2.0	<2.0/<2.0	<2.0/<2.0	47/63	<5.0/<5.0	--	--	--	--	--	--	--	--	--	--	--
W2C3	12/09/2014	<5.0/<5.0	<2.0/<2.0	<2.0/<2.0	<2.0/<2.0	<2.0/<2.0	<2.0/<2.0	<2.0/<2.0	50/58	<0.5/<0.5	--	--	--	--	--	--	--	--	--	--	--
W2C3	06/09/2015	<5.0/<5.0	<2.0/<2.0	<2.0/<2.0	<2.0/<2.0	<2.0/<2.0	<2.0/<2.0	<2.0/<2.0	55/72	<0.5/<0.5	--	--	--	--	--	--	--	--	--	--	--
W2C3	07/13/2017	<5.0/<5.0	<2.0/<2.0	<2.0/<2.0	<2.0/<2.0	<2.0/<2.0	<2.0/<2.0	<2.0/<2.0	48/51	<5.0/<5.0	<0.19/<0.19	--	--	--	--	--	--	--	--	--	--
W2C3	11/28/2017	<5.0/<5.0	<2.0/<2.0	<2.0/<2.0	<2.0/<2.0	<2.0/<2.0	<2.0/<2.0	<2.0/<2.0	42/42	<5.0/<5.0	<0.20/0.20	--	--	--	--	--	--	--	--	--	--
W2C3	06/25/2018	<5.0	<2.0	<2.0	<2.0	<2.0	<2.0	<2.0	40	<0.50	0.26	--	--	--	--	--	--	--	--	--	--
W2C3	11/26/2018	<5.0/<5.0	<2.0/<2.0	<2.0/<2.0	<2.0/<2.0	<2.0/<2.0	<2.0/<2.0	<2.0/<2.0	42/43	<5.0/<5.0	0.22/0.21	--	--	--	--	--	--	--	--	--	--
W2C3	05/13/2019	1.3J	<2.0	0.33J	<2.0	<2.0	1.6J	<2.0	54	<5.0	0.26	--	--	--	--	--	--	--	--	--	--
W2C3	11/20/2019	1.9J	<2.0	<2.0	<2.0	<2.0	2.8	<2.0	56	<5.0	0.29	--	--	--	--	--	--	--	--	--	--
W2C3	05/18/2020	0.33J	<2.0	0.26J	<2.0	<2.0	1.6J	<2.0	41	<5.0	0.35	--	--	--	--	--	--	--	--	--	--
W2C3	11/17/2020	2.3	<1.0	<0.50	<1.0	<1.0	2.5	<1.0	47	<0.50	<0.50	--	--	--	--	--	--	--	--	--	--
W2C3	05/10/2021	1.7	<1.0	<0.50	<1.0	<1.0	2.0	<1.0	43	<0.50	<0.50	--	--	--	--	--	--	--	--	--	--
W2C3	11/15/2021	2.0	<1.0	0.31J	<1.0	<1.0	2.1	<1.0	45	<0.50	<0.50	--	--	--	--	--	--	--	--	--	--
W2C3	03/23/2022	--	--	--	--	--	--	--	--	--	--	14,000	0.47 J	<1.0	<1.0	0.19	6.5	360	360	0.059 J	<0.020
W2C3	05/02/2022	1.5	<1.0	<0.50	<1.0	<1.0	1.9	<1.0	39	<0.50	<0.50	18,000	<1.0	<1.0	<1.0	0.59	6.4	360	370	<0.50	<0.050
W2C3	08/22/2022	1.1	<1.0	<0.50	<1.0	<1.0	1.1	<1.0	29	<0.50	<0.50	19,000	<1.0	<1.0	<1.0	<0.10	6.1	360	320	0.016 J	<0.050

APPENDIX A-2

HISTORICAL GROUNDWATER ANALYTICAL RESULTS [1,2]

Former Ford Aeronutronic Property
Newport Beach, California

Well ID	Date	Volatile Organic Compounds[3] (µg/L)									Semi Volatile Organic Compounds[3] (µg/L)	Dissolved Gases[3] (µg/L)				Anions[3] (mg/L)				Dissolved Metals[3] (mg/L)	
		1,1-DCE	1,1-DCA	1,2- DCA	1,2-DCE (total)[4] cis	1,2-DCE (total)[4] trans	PCE	1,1,1-TCA	TCE	Vinyl Chloride	1, 4-Dioxane	Carbon Dioxide	Methane	Ethane	Ethylene	Nitrite	Nitrate	Sulfate	Chloride	Iron	Manganese
W2C3	10/24/2022	1.2	<1.0	<0.50	<1.0	<1.0	1.1	<1.0	31	<0.50	<0.50	17,000	<1.0	<1.0	<1.0	<0.10	6.3	320	300	<0.50	<0.050
P-2	10/27/1993	<5	<5	<5	<5	NA	<5	<5	<5	--	--	--	--	--	--	--	--	--	--	--	--
P-2	01/07/1994	<5	<5	<5	<5	NA	<5	<5	6	--	--	--	--	--	--	--	--	--	--	--	--
P-2	03/18/1994	<5	<5	<5	<5	NA	<5	<5	<5	--	--	--	--	--	--	--	--	--	--	--	--
P-2	03/09/1995	<2	<2	<2	<2	NA	<2	<2	6.1	--	--	--	--	--	--	--	--	--	--	--	--
P-2	03/21/1996	<5	<5	<5	<5	NA	<5	<5	28	--	--	--	--	--	--	--	--	--	--	--	--
P-2	09/23/1996	<5	<5	<5	<5	NA	<5	<5	38	--	--	--	--	--	--	--	--	--	--	--	--
P-2	03/18/1997	<5	<5	<5	<5	NA	<5	<5	31	--	--	--	--	--	--	--	--	--	--	--	--
P-2	09/11/1997	<5	<5	<5	<5	NA	<5	<5	33	--	--	--	--	--	--	--	--	--	--	--	--
P-2	03/11/1998	<5	<5	<5	<5	NA	<5	<5	49	--	--	--	--	--	--	--	--	--	--	--	--
P-2	09/10/1998	<5	<5	<5	<5	NA	<5	32	45	--	--	--	--	--	--	--	--	--	--	--	--
P-2	02/27/1999	<5	<5	<5	<5	<5	<5	<5	41	--	--	--	--	--	--	--	--	--	--	--	--
P-2	08/12/1999	<5	<5	<5	<5	<5	<5	<5	16	--	--	--	--	--	--	--	--	--	--	--	--
P-2	09/22/2000	<5	<5	<5	<5	<5	<5	<5	11	--	--	--	--	--	--	--	--	--	--	--	--
P-2	03/13/2001	<5	<5	<5	<5	<5	<5	<5	7.4	--	--	--	--	--	--	--	--	--	--	--	--
P-2	09/27/2001	<5	<5	<5	<5	<5	<5	<5	7.7	--	--	--	--	--	--	--	--	--	--	--	--
P-2	03/20/2002	<5	<5	<5	<5	<5	<5	<5	6.9	--	--	--	--	--	--	--	--	--	--	--	--
P-2	09/27/2002	<5	<5	<5	<5	<5	<5	<5	<5	--	--	--	--	--	--	--	--	--	--	--	--
P-2	03/25/2003	<5	<5	<5	<5	<5	<5	<5	<5	--	--	--	--	--	--	--	--	--	--	--	--
P-2	08/20/2003	<5	<5	<5	<5	<5	<5	<5	<5	--	--	--	--	--	--	--	--	--	--	--	--
P-12B	05/27/1998	21	5.4	<5	67	NA	<5	<5	220		--	--	--	--	--	--	--	--	--	--	--
P-12B	09/10/1998	38	15	<10	94	NA	<10	<10	300	--	--	--	--	--	--	--	--	--	--	--	--
P-12B	11/19/1998	48	18	<10	100	<10	<10	<10	390	--	--	--	--	--	--	--	--	--	--	--	--
P-12B	02/26/1999	42	20	<5	120	<5	<5	<5	420	--	--	--	--	--	--	--	--	--	--	--	--
P-12B	06/03/1999	66	25	<5	160	<5	<5	<5	670	--	--	--	--	--	--	--	--	--	--	--	--
P-12B	08/11/1999	21	15	<10	96	<10	<10	<10	280	--	--	--	--	--	--	--	--	--	--	--	--
P-12B	11/15/1999	64	23	<5	140	<5	<5	<5	530	--	--	--	--	--	--	--	--	--	--	--	--
P-12B	09/21/2000	<5	<5	<5	85	<5	<5	<5	360	--	--	--	--	--	--	--	--	--	--	--	--
P-12B	12/04/2000	<5	<5	<5	110	<5	<5	<5	390	--	--	--	--	--	--	--	--	--	--	--	--
P-12B	03/13/2001	39	19	<5	82	5.9	<5	<5	380	--	--	--	--	--	--	--	--	--	--	--	--
P-12B	06/25/2001	44	23	<5	110	5.4	<5	<5	360	--	--	--	--	--	--	--	--	--	--	--	--
P-12B	09/28/2001	37	19	<5	110	5.3	<5	<5	330	--	--	--	--	--	--	--	--	--	--	--	--
P-12B	12/04/2001	35	18	<5	95	5.3	<5	<5	270	--	--	--	--	--	--	--	--	--	--	--	--
P-12B	12/04/2001	35	18	<5	95	5.3	<5	<5	270	--	--	--	--	--	--	--	--	--	--	--	--
P-12B	03/20/2002	30	18	<5	87	<5	<5	<5	260	--	--	--	--	--	--	--	--	--	--	--	--
P-12B	06/18/2002	40	23	<5	120	6.0	<5	<5	320	--	--	--	--	--	--	--	--	--	--	--	--
P-12B	09/30/2002	35	17	<5	120	5.1	<5	<5	250	--	--	--	--	--	--	--	--	--	--	--	--
P-12B	12/03/2002	37	19	<5	140	6.2	<5	<5	270	--	--	--	--	--	--	--	--	--	--	--	--
P-12B	03/25/2003	40	19	<5	130	5.8	<5	<5	280	--	--	--	--	--	--	--	--	--	--	--	--
P-12B	08/19/2003	25	13	<5	84	<5	<5	<5	150	--	--	--	--	--	--	--	--	--	--	--	--
P-12B	03/19/2004	90	<5	<5	25	<5	<5	<5	38	--	--	--	--	--	--	--	--	--	--	--	--
P-12B	05/07/2004	<5	9.5	<5	8.4	<5	<5	<5	13	--	--	--	--	--	--	--	--	--	--	--	--
P-12B	09/14/2004	<5	5.8	<5	15	<5	<5	<5	24	--	--	--	--	--	--	--	--	--	--	--	--
P-12B	12/13/2004	<50	<50	<25	<50	<50	<50	<50	<50	27	--	--	--	--	--	--	--	--	--	--	--
P-12B	03/07/2005	<50	<50	<25	<50	<50	<50	<50	<50	32	--	--	--	--	--	--	--	--	--	--	--
P-12B	06/28/2005	<5	8.2	<2	26	2.2	<2	<2	48	29	--	--	--	--	--	--	--	--	--	--	--
P-12B	09/26/2005	<250	<100	<100	<100	<100	<100	<100	<100	<250	--	--	--	--	--	--	--	--	--	--	--

APPENDIX A-2

HISTORICAL GROUNDWATER ANALYTICAL RESULTS [1,2]

Former Ford Aeronutronic Property
Newport Beach, California

Well ID	Date	Volatile Organic Compounds[3] (µg/L)									Semi Volatile Organic Compounds[3] (µg/L)	Dissolved Gases[3] (µg/L)				Anions[3] (mg/L)				Dissolved Metals[3] (mg/L)	
		1,1-DCE	1,1-DCA	1,2- DCA	1,2-DCE (total)[4] cis	1,2-DCE (total)[4] trans	PCE	1,1,1-TCA	TCE	Vinyl Chloride	1, 4-Dioxane	Carbon Dioxide	Methane	Ethane	Ethylene	Nitrite	Nitrate	Sulfate	Chloride	Iron	Manganese
P-12B	11/15/2005	<100	<40	<40	<40	<40	<40	<40	<40	<100	--	--	--	--	--	--	--	--	--	--	--
P-12B	03/06/2006	<250	<100	<100	<100	<100	<100	<100	<100	<250	--	--	--	--	--	--	--	--	--	--	--
P-12B	05/09/2006	<20	8.7	<8.0	17	<8.0	<8.0	<8.0	29	20	--	--	--	--	--	--	--	--	--	--	--
P-12B	11/28/2006	<50	<20	<20	<20	<20	<20	<20	29	<50	--	--	--	--	--	--	--	--	--	--	--
P-12B	06/04/2007	<5.0	9.9	<2.0	11	2	<2.0	<2.0	17	37	--	--	--	--	--	--	--	--	--	--	--
P-12B	11/28/2007	<5.0	12	<2.0	13	3	<2.0	<2.0	17	62	--	--	--	--	--	--	--	--	--	--	--
P-12B	06/03/2008	<5.0	<2.0	<2.0	<2.0	<2.0	<2.0	<2.0	<2.0	<5.0	--	--	--	--	--	--	--	--	--	--	--
P-12B	12/01/2008	<50	<20	<20	<20	<20	<20	<20	20	130	--	--	--	--	--	--	--	--	--	--	--
P-12B	06/01/2009	<5.0	16	<2.0	4.3	4.1	<2.0	<2.0	5.2	130	--	--	--	--	--	--	--	--	--	--	--
P-12B	11/23/2009	<10	16	<4.0	4.1	4.0	<4.0	<4.0	4.7	140	--	--	--	--	--	--	--	--	--	--	--
P-12B	06/07/2010	<5.0	12	<2.0	6.6	3.1	<2.0	<2.0	4.2	92	--	--	--	--	--	--	--	--	--	--	--
P-12B	11/29/2010	<5.0	12	<2.0	7.8	3.7	<2.0	<2.0	8.2	120	--	--	--	--	--	--	--	--	--	--	--
P-12B	06/13/2011	<5.0	8.3	<2.0	5.8	<2.0	<2.0	<2.0	2.0	60	--	--	--	--	--	--	--	--	--	--	--
P-12B	12/19/2011	<5.0	3.4	<2.0	3.0	<2.0	<2.0	<2.0	<2.0	23	--	--	--	--	--	--	--	--	--	--	--
P-12B	06/04/2012	<5.0	11	<2.0	7.1	2.6	<2.0	<2.0	7.4	91	--	--	--	--	--	--	--	--	--	--	--
P-12B	12/10/2012	<5.0	17	<2.0	24	5.5	<2.0	<2.0	13.0	150	--	--	--	--	--	--	--	--	--	--	--
P-12B	06/24/2013	<5.0	11	<2.0	25	4.1	<2.0	<2.0	9.0	110	--	--	--	--	--	--	--	--	--	--	--
P-12B	12/10/2013	<5.0	11	<2.0	23	3.4	<2.0	<2.0	5.6	86	--	--	--	--	--	--	--	--	--	--	--
P-12B	06/02/2014	<5.0	11	<2.0	9.6	2.8	<2.0	<2.0	3.1	97	--	--	--	--	--	--	--	--	--	--	--
P-12B	12/08/2014	<5.0	10	<2.0	14	2.9	<2.0	<2.0	5.7	70	--	--	--	--	--	--	--	--	--	--	--
P-12B	06/09/2015	<5.0	12	<2.0	20	3.3	<2.0	<2.0	4.6	95	--	--	--	--	--	--	--	--	--	--	--
P-12B	12/07/2015	<5.0	8.3	<2.0	3.5	<2.0	<2.0	<2.0	<2.0	47	--	--	--	--	--	--	--	--	--	--	--
P-12B	06/06/2016	<5.0	7.0	<2.0	3.3	<2.0	<2.0	<2.0	<2.0	42	--	--	--	--	--	--	--	--	--	--	--
P-12B	12/05/2016	<5.0	8.7	<2.0	3.1	<2.0	<2.0	<2.0	<2.0	40	--	--	--	--	--	--	--	--	--	--	--
P-12B	07/13/2017	<5.0	9.5	<2.0	6.1	2.0	<2.0	<2.0	<2.0	47	17	--	--	--	--	--	--	--	--	--	--
P-12B	11/28/2017	<5.0	8.4	<2.0	2.7	<2.0	<2.0	<2.0	<2.0	31	16	--	--	--	--	--	--	--	--	--	--
P-12B	06/25/2018	<5.0	9.7	<2.0	3.8	<2.0	<2.0	<2.0	<2.0	42	23	--	--	--	--	--	--	--	--	--	--
P-12B	11/26/2018	<5.0	8	<2.0	2.6	<2.0	<2.0	<2.0	<2.0	34	13	--	--	--	--	--	--	--	--	--	--
P-12B	05/13/2019	0.38J	9.7J	<2.0R	5.0J	1.8J	<2.0R	<2.0R	5.0J	40J	14	--	--	--	--	--	--	--	--	--	--
P-12B	11/20/2019	0.41J	7.4	<2.0	7.0	1.8J	<2.0	<2.0	3.0	35	24	--	--	--	--	--	--	--	--	--	--
P-12B	05/18/2020	<10	11	<4.0	11	2.1J	<4.0	<2.0	3.8J	47	18	--	--	--	--	--	--	--	--	--	--
P-12B	11/16/2020	<5.0	7.0	<2.5	7.6	<5.0	<5.0	<5.0	2.4J	28	39J-	--	--	--	--	--	--	--	--	--	--
P-12B	05/10/2021	<4.0	7.4	<2.0	10	<4.0	<4.0	<4.0	<4.0	23	40	--	--	--	--	--	--	--	--	--	--
P-12B	11/15/2021	<4.0	8.0	<2.0	8.4	<4.0	<4.0	<4.0	1.8J	32J	33	--	--	--	--	--	--	--	--	--	--
P-12B	05/02/2022	<10	7.1 J	<5.0	7.6 J	<10	<10	<10	<10	29	37	--	--	--	--	--	--	--	--	--	--
P-12B	10/24/2022	<10	8.9 J	<5.0	9.9 J	<10	<10	<10	<10	37	41	--	--	--	--	--	--	--	--	--	--
P-14	06/01/1994	74	11	<5	134	NA	<5	<5	57	--	--	--	--	--	--	--	--	--	--	--	--
P-14	09/09/1994	78	33	<5	335	NA	<5	<5	<5	--	--	--	--	--	--	--	--	--	--	--	--
P-14	12/09/1994	49	15	<5	116	NA	<5	<5	<5	--	--	--	--	--	--	--	--	--	--	--	--
P-14	03/10/1995	87	15	<2	135	NA	<2	<2	130	--	--	--	--	--	--	--	--	--	--	--	--
P-14	06/09/1995	55	14	<5	100	NA	<5	<5	71	--	--	--	--	--	--	--	--	--	--	--	--
P-14	09/11/1995	45	16	<5	120	NA	<5	<5	58	--	--	--	--	--	--	--	--	--	--	--	--
P-14	12/15/1995	42	30	<5	185.8	NA	<5	<5	9.9	--	--	--	--	--	--	--	--	--	--	--	--
P-14	03/21/1996	19	18	<5	100	NA	<5	<5	<5	--	--	--	--	--	--	--	--	--	--	--	--
P-14	06/19/1996	43	15	<5	126	NA	<5	<5	51	--	--	--	--	--	--	--	--	--	--	--	--
P-14	09/23/1996	70	33	<25	311	NA	<25	<25	<25	--	--	--	--	--	--	--	--	--	--	--	--
P-14	12/06/1996	62	27	<25	263	NA	<25	<25	<25	--	--	--	--	--	--	--	--	--	--	--	--

APPENDIX A-2

HISTORICAL GROUNDWATER ANALYTICAL RESULTS [1,2]

Former Ford Aeronutronic Property
Newport Beach, California

Well ID	Date	Volatile Organic Compounds[3] (µg/L)									Semi Volatile Organic Compounds[3] (µg/L)	Dissolved Gases[3] (µg/L)				Anions[3] (mg/L)				Dissolved Metals[3] (mg/L)	
		1,1-DCE	1,1-DCA	1,2- DCA	1,2-DCE (total)[4] cis	1,2-DCE (total)[4] trans	PCE	1,1,1-TCA	TCE	Vinyl Chloride	1, 4-Dioxane	Carbon Dioxide	Methane	Ethane	Ethylene	Nitrite	Nitrate	Sulfate	Chloride	Iron	Manganese
P-14	03/18/1997	42	8.4	<5	85	NA	<5	<5	69	--	--	--	--	--	--	--	--	--	--	--	--
P-14	06/11/1997	43	20	<5	171	NA	<5	25	35	--	--	--	--	--	--	--	--	--	--	--	--
P-14	09/11/1997	39	10	<5	97	NA	<5	<5	45	--	--	--	--	--	--	--	--	--	--	--	--
P-14	11/21/1997	41	9.3	<5	88	NA	<5	<5	63	--	--	--	--	--	--	--	--	--	--	--	--
P-14	03/11/1998	44	7.2	<5	93	NA	<5	<5	65	--	--	--	--	--	--	--	--	--	--	--	--
P-14	02/27/1999	34	16	<5	150	29	<5	<5	28	--	--	--	--	--	--	--	--	--	--	--	--
P-14	09/21/2000	<5	<5	<5	76	<5	<5	<5	<5	--	--	--	--	--	--	--	--	--	--	--	--
P-14	09/28/2001	33	10	<5	120	29	<5	<5	<5	--	--	--	--	--	--	--	--	--	--	--	--
P-14	09/28/2002	27	6.9	<5	99	25	<5	<5	<5	--	--	--	--	--	--	--	--	--	--	--	--
P-14	08/21/2003	26	5.6	<5	84	30	<5	<5	15	--	--	--	--	--	--	--	--	--	--	--	--
P-14	05/07/2004	25	6.7	<5	120	24	<5	<5	<5	--	--	--	--	--	--	--	--	--	--	--	--
P-14	06/28/2005	16	6.5	<2	110	23	<2	<2	<2	7.9	--	--	--	--	--	--	--	--	--	--	--
P-14	11/15/2005	17	6.3	<2	110	22	<2	<2	<2	7.5	--	--	--	--	--	--	--	--	--	--	--
P-14	05/09/2006	23	6.9	<2.0	110	22	<2.0	<2.0	2.1	7.6	--	--	--	--	--	--	--	--	--	--	--
P-14	11/29/2006	19	6.3	<2.0	88	22	<2.0	<2.0	4.1	11	--	--	--	--	--	--	--	--	--	--	--
P-14	06/04/2007	22	6.1	<2.0	96	23	<2.0	<2.0	5	6.3	--	--	--	--	--	--	--	--	--	--	--
P-14	11/28/2007	22	5.5	<2.0	67	24	<2.0	<2.0	8	6.7	--	--	--	--	--	--	--	--	--	--	--
P-14	06/03/2008	14	5.9	<2.0	62	22	<2.0	<2.0	8.5	<5.0	--	--	--	--	--	--	--	--	--	--	--
P-14	12/02/2008	16	5.1	<2.0	55	18	<2.0	<2.0	6.2	<5.0	--	--	--	--	--	--	--	--	--	--	--
P-14	06/01/2009	15	4.8	<2.0	56	18	<2.0	<2.0	3.9	<5.0	--	--	--	--	--	--	--	--	--	--	--
P-14	11/23/2009	16	5	<2.0	54	20	<2.0	<2.0	3.6	<5.0	--	--	--	--	--	--	--	--	--	--	--
P-14	06/07/2010	17	5.8	<2.0	31	22	<2.0	<2.0	16	<5.0	--	--	--	--	--	--	--	--	--	--	--
P-14	11/29/2010	19	5.6	<2.0	29	22	<2.0	<2.0	16	<5.0	--	--	--	--	--	--	--	--	--	--	--
P-14	06/13/2011	17	6.6	<2.0	21	20	<2.0	<2.0	27	<5.0	--	--	--	--	--	--	--	--	--	--	--
P-14	12/19/2011	14	4.3	<2.0	18	21	<2.0	<2.0	16	<5.0	--	--	--	--	--	--	--	--	--	--	--
P-14	06/04/2012	13	4.3	<2.0	17	20	<2.0	<2.0	13	<5.0	--	--	--	--	--	--	--	--	--	--	--
P-14	12/10/2012	16	4.9	<2.0	21	26	<2.0	<2.0	8.6	<5.0	--	--	--	--	--	--	--	--	--	--	--
P-14	06/24/2013	11	2.5	<2.0	29	17	<2.0	<2.0	<2.0	<5.0	--	--	--	--	--	--	--	--	--	--	--
P-14	12/11/2013	8.3	<2.0	<2.0	22	13	<2.0	<2.0	<2.0	<5.0	--	--	--	--	--	--	--	--	--	--	--
P-14	06/02/2014	10	2.6	<2.0	29	17	<2.0	<2.0	<2.0	<5.0	--	--	--	--	--	--	--	--	--	--	--
P-14	12/08/2014	10	2.8	<2.0	29	16	<2.0	<2.0	<2.0	2.2	--	--	--	--	--	--	--	--	--	--	--
P-14	06/09/2015	11	2.7	<2.0	31	17	<2.0	<2.0	<2.0	2.2	--	--	--	--	--	--	--	--	--	--	--
P-14	06/06/2016	7.8	<2.0	<2.0	28	14	<2.0	<2.0	<2.0	2.2	--	--	--	--	--	--	--	--	--	--	--
P-14	12/05/2016	8.5	2.2	<2.0	28	18	<2.0	<2.0	<2.0	2.3	--	--	--	--	--	--	--	--	--	--	--
P-15	06/01/1994	67	12	<5	160	NA	<5	<5	40	--	--	--	--	--	--	--	--	--	--	--	--
P-15	09/09/1994	74	11	<5	60	NA	<5	<5	200	--	--	--	--	--	--	--	--	--	--	--	--
P-15	12/09/1994	63	15	<5	82	NA	<5	<5	190	--	--	--	--	--	--	--	--	--	--	--	--
P-15	03/10/1995	67	12	<2	172	NA	<2	<2	57	--	--	--	--	--	--	--	--	--	--	--	--
P-15	03/21/1996	32	11	--	128	NA	<5	<5	16	--	--	--	--	--	--	--	--	--	--	--	--
P-15	03/18/1997	44	<25	<25	130	NA	<25	<25	<25	--	--	--	--	--	--	--	--	--	--	--	--
P-15	03/11/1998	31	9.6	<5	114	NA	<5	<5	18	--	--	--	--	--	--	--	--	--	--	--	--
P-15	02/26/1999	31	11	<5	130	17	<5	<5	11	--	--	--	--	--	--	--	--	--	--	--	--
P-15	09/21/2000	<5	<5	<5	<5	<5	<5	<5	<5	--	--	--	--	--	--	--	--	--	--	--	--
P-15	09/28/2001	25	7.8	<5	100	16	<5	<5	6.3	--	--	--	--	--	--	--	--	--	--	--	--
P-15	09/28/2002	21	<5	<5	40	7.6	<5	<5	80	--	--	--	--	--	--	--	--	--	--	--	--
P-15	08/21/2003	21	5.2	<5	91	14	<5	<5	22	--	--	--	--	--	--	--	--	--	--	--	--
P-15	05/06/2004	21	5.1	<5	68	11	<5	<5	65	--	--	--	--	--	--	--	--	--	--	--	--

APPENDIX A-2

HISTORICAL GROUNDWATER ANALYTICAL RESULTS [1,2]

Former Ford Aeronutronic Property
Newport Beach, California

Well ID	Date	Volatile Organic Compounds[3] (µg/L)									Semi Volatile Organic Compounds[3] (µg/L)	Dissolved Gases[3] (µg/L)				Anions[3] (mg/L)				Dissolved Metals[3] (mg/L)	
		1,1-DCE	1,1-DCA	1,2- DCA	1,2-DCE (total)[4] cis	1,2-DCE (total)[4] trans	PCE	1,1,1-TCA	TCE	Vinyl Chloride	1, 4-Dioxane	Carbon Dioxide	Methane	Ethane	Ethylene	Nitrite	Nitrate	Sulfate	Chloride	Iron	Manganese
P-15	06/28/2005	14	5.6	<2	110	19	<2	<2	4.2	6.1	--	--	--	--	--	--	--	--	--	--	--
P-15	11/15/2005	15	5.0	<2	92	18	<2	<2	8.1	6.2	--	--	--	--	--	--	--	--	--	--	--
P-15	05/09/2006	18	4.2	<2.0	68	14	<2.0	<2.0	25	<5.0	--	--	--	--	--	--	--	--	--	--	--
P-15	11/29/2006	16	5.3	<2.0	68	15	<2.0	<2.0	32	6.0	--	--	--	--	--	--	--	--	--	--	--
P-15	06/04/2007	17	5.6	<2.0	89	17	<2.0	<2.0	16	<5.0	--	--	--	--	--	--	--	--	--	--	--
P-15	11/28/2007	19	4.6	<2.0	71	17	<2.0	<2.0	14	5.8	--	--	--	--	--	--	--	--	--	--	--
P-15	06/03/2008	12	4.3	<2.0	72	19	<2.0	<2.0	6.9	<5.0	--	--	--	--	--	--	--	--	--	--	--
P-15	12/02/2008	13	3.8	<2.0	60	17	<2.0	<2.0	2.8	<5.0	--	--	--	--	--	--	--	--	--	--	--
P-15	06/01/2009	9.5	3.2	<2.0	49	15	<2.0	<2.0	<2.0	<5.0	--	--	--	--	--	--	--	--	--	--	--
P-15	11/23/2009	11	4.2	<2.0	53	16	<2.0	<2.0	<2.0	<5.0	--	--	--	--	--	--	--	--	--	--	--
P-15	06/07/2010	13	3.9	<2.0	51	17	<2.0	<2.0	4.5	<5.0	--	--	--	--	--	--	--	--	--	--	--
P-15	11/29/2010	15	3.7	<2.0	48	21	<2.0	<2.0	3.5	<5.0	--	--	--	--	--	--	--	--	--	--	--
P-15	06/13/2011	11	3.6	<2.0	40	19	<2.0	<2.0	2.8	<5.0	--	--	--	--	--	--	--	--	--	--	--
P-15	12/19/2011	8.3	<2.0	<2.0	28	15	<2.0	<2.0	2.6	<5.0	--	--	--	--	--	--	--	--	--	--	--
P-15	06/04/2012	8.8	2.0	<2.0	27	14	<2.0	<2.0	3.1	<5.0	--	--	--	--	--	--	--	--	--	--	--
P-15	12/10/2012	9.6	2.2	<2.0	28	17	<2.0	<2.0	2.9	<5.0	--	--	--	--	--	--	--	--	--	--	--
P-15	06/24/2013	8.5	<2.0	<2.0	24	15	<2.0	<2.0	2.7	<5.0	--	--	--	--	--	--	--	--	--	--	--
P-15	12/11/2013	<5.0	<2.0	<2.0	5	<2.0	<2.0	<2.0	<2.0	<5.0	--	--	--	--	--	--	--	--	--	--	--
P-15	06/02/2014	10	2.3	<2.0	29	17	<2.0	<2.0	3.3	<5.0	--	--	--	--	--	--	--	--	--	--	--
P-15	12/08/2014	8.7	<2.0	<2.0	26	15	<2.0	<2.0	3	1.7	--	--	--	--	--	--	--	--	--	--	--
P-15	06/09/2015	7.6	<2.0	<2.0	25	14	<2.0	<2.0	2.5	1.9	--	--	--	--	--	--	--	--	--	--	--
P-15	12/07/2015	7.8	<2.0	<2.0	27	15	<2.0	<2.0	2.7	2.0	--	--	--	--	--	--	--	--	--	--	--
P-16	03/22/1995	3	<2	<2	14	NA	<2	<2	31	--	--	--	--	--	--	--	--	--	--	--	--
P-16	06/09/1995	<5	<5	<5	<5	NA	<5	<5	20	--	--	--	--	--	--	--	--	--	--	--	--
P-16	09/08/1995	<5	<5	<5	<5	NA	<5	<5	23	--	--	--	--	--	--	--	--	--	--	--	--
P-16	03/21/1996	7.5	<5	<5	6.8	NA	<5	<5	59	--	--	--	--	--	--	--	--	--	--	--	--
P-16	09/23/1996	6.8	<5	<5	5.7	NA	<5	<5	48	--	--	--	--	--	--	--	--	--	--	--	--
P-16	03/18/1997	8	<5	<5	8.5	NA	<5	<5	47	--	--	--	--	--	--	--	--	--	--	--	--
P-16	09/11/1997	11	<5	<5	9.2	NA	<5	<5	75	--	--	--	--	--	--	--	--	--	--	--	--
P-16	03/16/1998	8.3	<10	<10	5.5	NA	<10	<10	89	--	--	--	--	--	--	--	--	--	--	--	--
P-16	09/10/1998	<10	<10	<10	<10	NA	<10	<10	92	--	--	--	--	--	--	--	--	--	--	--	--
P-16	02/22/1999	9.7	<5	<5	9.6	<5	<5	<5	100	--	--	--	--	--	--	--	--	--	--	--	--
P-16	08/11/1999	8.2	<5	<5	7.7	<5	<5	<5	79	--	--	--	--	--	--	--	--	--	--	--	--
P-16	09/21/2000	<5	<5	<5	<5	<5	<5	<5	90	--	--	--	--	--	--	--	--	--	--	--	--
P-16	12/04/2000	<5	<5	<5	<5	<5	<5	<5	84	--	--	--	--	--	--	--	--	--	--	--	--
P-16	03/13/2001	14	<5	<5	14	<5	<5	<5	120	--	--	--	--	--	--	--	--	--	--	--	--
P-16	06/25/2001	17	5.9	<5	15	<5	<5	<5	120	--	--	--	--	--	--	--	--	--	--	--	--
P-16	09/28/2001	15	<5	<5	14	<5	<5	<5	110	--	--	--	--	--	--	--	--	--	--	--	--
P-16	12/04/2001	15	5.3	<5	16	<5	<5	<5	120	--	--	--	--	--	--	--	--	--	--	--	--
P-16	03/20/2002	20	6.0	<5	21	<5	<5	<5	160	--	--	--	--	--	--	--	--	--	--	--	--
P-16	09/30/2002	25	7.4	<5	22	<5	<5	<5	180	--	--	--	--	--	--	--	--	--	--	--	--
P-16	03/24/2003	30	8.8	<5	26	<5	<5	<5	220	--	--	--	--	--	--	--	--	--	--	--	--
P-16	08/25/2003	27	8.6	<5	28	<5	<5	<5	200	--	--	--	--	--	--	--	--	--	--	--	--
P-16	03/22/2004	20	8.3	<5	34	<5	<5	<5	160	--	--	--	--	--	--	--	--	--	--	--	--
P-16	05/24/2004	36	11	<5	43	<5	<5	<5	220	--	--	--	--	--	--	--	--	--	--	--	--
P-16	12/13/2004	39	13	<5.0	48	<5.0	<5.0	<5.0	320	--	--	--	--	--	--	--	--	--	--	--	--
P-16	03/28/2005	33	9.9	<5.0	79	<5.0	<5.0	<5.0	240	<5.0	--	--	--	--	--	--	--	--	--	--	--

APPENDIX A-2

HISTORICAL GROUNDWATER ANALYTICAL RESULTS [1,2]

Former Ford Aeronutronic Property
Newport Beach, California

Well ID	Date	Volatile Organic Compounds[3] (µg/L)									Semi Volatile Organic Compounds[3] (µg/L)	Dissolved Gases[3] (µg/L)				Anions[3] (mg/L)				Dissolved Metals[3] (mg/L)	
		1,1-DCE	1,1-DCA	1,2- DCA	1,2-DCE (total)[4] cis	1,2-DCE (total)[4] trans	PCE	1,1,1-TCA	TCE	Vinyl Chloride	1, 4-Dioxane	Carbon Dioxide	Methane	Ethane	Ethylene	Nitrite	Nitrate	Sulfate	Chloride	Iron	Manganese
P-16	06/27/2005	25	8.2	<2.0	40	4.4	<2.0	<2.0	230	<5.0	--	--	--	--	--	--	--	--	--	--	--
P-16	09/26/2005	19	7.3	<2.0	28	2.8	<2.0	<2.0	99	<5.0	--	--	--	--	--	--	--	--	--	--	--
P-16	11/14/2005	21	9.4	<4.0	31	<4.0	<4.0	<4.0	180	<10	--	--	--	--	--	--	--	--	--	--	--
P-16	03/06/2006	31	10	<2.0	38	3.4	<2.0	<2.0	200	<5.0	--	--	--	--	--	--	--	--	--	--	--
P-16	05/08/2006	<25	<10	<10	30	<10	<10	<10	220	<25	--	--	--	--	--	--	--	--	--	--	--
P-16	08/07/2006	35	12	<8	44	<8	<8	<8	240	<20	--	--	--	--	--	--	--	--	--	--	--
P-16	11/27/2006	34	12	<2.0	46	4.9	<2.0	<2.0	280	<5.0	--	--	--	--	--	--	--	--	--	--	--
P-16	03/12/2007	42	15	<4.0	57	4.6	<4.0	<4.0	320	<10	--	--	--	--	--	--	--	--	--	--	--
P-16	06/04/2007	43	14	<4.0	52	4.5	<4.0	<4.0	350	<10	--	--	--	--	--	--	--	--	--	--	--
P-16	08/20/2007	43	14	<2.0	56	5	<2.0	<2.0	320	<5.0	--	--	--	--	--	--	--	--	--	--	--
P-16	11/26/2007	36	12	<10	49	<10	<10	<10	320	<25	--	--	--	--	--	--	--	--	--	--	--
P-16	02/11/2008	41	13	<10	53	<10	<10	<10	330	<25	--	--	--	--	--	--	--	--	--	--	--
P-16	06/02/2008	29	13	<5.0	52	<5.0	<5.0	<5.0	350	<12	--	--	--	--	--	--	--	--	--	--	--
P-16	08/11/2008	28	12	<4.0	52	4.2	<4.0	<4.0	260	<10	--	--	--	--	--	--	--	--	--	--	--
P-16	12/01/2008	34	12	<8.0	48	<8.0	<8.0	<8.0	280	<20	--	--	--	--	--	--	--	--	--	--	--
P-16	06/01/2009	37	16	<8.0	61	<8.0	<8.0	<8.0	370	<2.0	--	--	--	--	--	--	--	--	--	--	--
P-16	11/23/2009	52	18	<10	70	<10	<10	<10	380	<25	--	--	--	--	--	--	--	--	--	--	--
P-16	06/07/2010	53	16	<10	77	<10	<10	<10	370	<25	--	--	--	--	--	--	--	--	--	--	--
P-16	11/29/2010	38	12	<10	57	<10	<10	<10	370	<25	--	--	--	--	--	--	--	--	--	--	--
P-16	06/13/2011	48	16	<8.0	74	<8.0	<8.0	<8.0	420	<20	--	--	--	--	--	--	--	--	--	--	--
P-16	12/19/2011	<50	<20	<20	61	<20	<20	<20	300	<50	--	--	--	--	--	--	--	--	--	--	--
P-16	06/04/2012	57	<20	<20	82	<20	<20	<20	430	<50	--	--	--	--	--	--	--	--	--	--	--
P-16	12/10/2012	63	18	<10	95	11	<10	<10	500	<25	--	--	--	--	--	--	--	--	--	--	--
P-16	07/01/2013	55	17	<8.0	75	<8.0	<8.0	<8.0	480	<20	--	--	--	--	--	--	--	--	--	--	--
P-16	12/11/2013	43	12	<8.0	76	8.6	<8.0	<8.0	330	<20	--	--	--	--	--	--	--	--	--	--	--
P-16	06/02/2014	53	17	<8.0	97	9.0	<8.0	<8.0	460	<20	--	--	--	--	--	--	--	--	--	--	--
P-16	12/08/2014	34	12	<10	63	<10	<10	<10	250	<2.5	--	--	--	--	--	--	--	--	--	--	--
P-16	06/09/2015	38	12	<8.0	74	8.4	<8.0	<8.0	300	<2.0	--	--	--	--	--	--	--	--	--	--	--
P-16	12/07/2015	39	13	<8.0	81	10	<8.0	<8.0	290	<2.0	--	--	--	--	--	--	--	--	--	--	--
P-16	06/06/2016	46	13	<8.0	89	11	<8.0	<8.0	420	<2.0	--	--	--	--	--	--	--	--	--	--	--
P-16	12/05/2016	47	15	<2.0	85	11	<2.0	<2.0	380	1.5	--	--	--	--	--	--	--	--	--	--	--
P-16	07/10/2017	29	10	10	65	8.9	<5.0	<5.0	220	<13	14	--	--	--	--	--	--	--	--	--	--
P-16	11/27/2017	28	11	<10	62	<10	<10	<10	250	<25	15	--	--	--	--	--	--	--	--	--	--
P-16	06/11/2018	39	14	<5.0	75	8.5	<5.0	<5.0	340	<1.3	14	--	--	--	--	--	--	--	--	--	--
P-16	11/26/2018	38	12	<10	64	<10	<10	<10	310	<25	14	--	--	--	--	--	--	--	--	--	--
P-16	05/13/2019	26	<10	8.7J	51	7.9J	<10	<10	190	<25	12	--	--	--	--	--	--	--	--	--	--
P-16	11/25/2019	34	12	<5.0	91	51	<5.0	<5.0	240	2.2J	20	--	--	--	--	--	--	--	--	--	--
P-16	05/18/2020	26	11	<5.0	72	50	<5.0	<5.0	170	2.8J	13	--	--	--	--	--	--	--	--	--	--
P-16	11/16/2020	30	9.5	<1.0	62	20	<2.0	<2.0	250	1.0	37	--	--	--	--	--	--	--	--	--	--
P-16	05/10/2021	39	12	<2.0	75	16	<4.0	<4.0	330	1.3J	34	--	--	--	--	--	--	--	--	--	--
P-16	11/15/2021	36	12	<0.50	72	15	<1.0	<1.0	300	2.2	22	--	--	--	--	--	--	--	--	--	--
P-16	05/09/2022	36	10	<2.0	68	16	<4.0	<4.0	250	1.7 J	37	--	--	--	--	--	--	--	--	--	--
P-16	10/31/2022	28	9.6	<1.0	83	17	<2.0	<2.0	190	3.5	25	--	--	--	--	--	--	--	--	--	--
P-17	03/22/1995	<2	<2	<2	<2	NA	<2	<2	<2	--	--	--	--	--	--	--	--	--	--	--	--
P-17	06/09/1995	<5	<5	<5	<5	NA	<5	<5	<5	--	--	--	--	--	--	--	--	--	--	--	--
P-17	09/08/1995	<5	<5	<5	<5	NA	<5	<5	<5	--	--	--	--	--	--	--	--	--	--	--	--
P-17	03/21/1996	<5	<5	<5	<5	NA	<5	<5	<5	--	--	--	--	--	--	--	--	--	--	--	--

APPENDIX A-2

HISTORICAL GROUNDWATER ANALYTICAL RESULTS [1,2]

Former Ford Aeronutronic Property
Newport Beach, California

Well ID	Date	Volatile Organic Compounds[3] (µg/L)									Semi Volatile Organic Compounds[3] (µg/L)	Dissolved Gases[3] (µg/L)				Anions[3] (mg/L)				Dissolved Metals[3] (mg/L)	
		1,1-DCE	1,1-DCA	1,2- DCA	1,2-DCE (total)[4] cis	1,2-DCE (total)[4] trans	PCE	1,1,1-TCA	TCE	Vinyl Chloride	1, 4-Dioxane	Carbon Dioxide	Methane	Ethane	Ethylene	Nitrite	Nitrate	Sulfate	Chloride	Iron	Manganese
P-17	09/23/1996	<5	<5	<5	<5	NA	<5	<5	<5	--	--	--	--	--	--	--	--	--	--	--	--
P-17	03/18/1997	<5	<5	<5	<5	NA	<5	<5	<5	--	--	--	--	--	--	--	--	--	--	--	--
P-17	09/11/1997	<5	<5	<5	<5	NA	<5	<5	<5	--	--	--	--	--	--	--	--	--	--	--	--
P-17	03/16/1998	<5	<5	<5	<5	NA	<5	<5	<5	--	--	--	--	--	--	--	--	--	--	--	--
P-17	09/10/1998	<10	<10	<10	<10	NA	<10	<10	<10	--	--	--	--	--	--	--	--	--	--	--	--
P-17	02/22/1999	<5	<5	<5	<5	<5	<5	<5	<5	--	--	--	--	--	--	--	--	--	--	--	--
P-17	08/11/1999	<5	<5	<5	<5	<5	<5	<5	<5	--	--	--	--	--	--	--	--	--	--	--	--
P-17	09/21/2000	<5	<5	<5	<5	<5	<5	<5	<5	--	--	--	--	--	--	--	--	--	--	--	--
P-17	09/28/2001	<5	<5	<5	<5	<5	<5	<5	<5	--	--	--	--	--	--	--	--	--	--	--	--
P-17	09/30/2002	<5	<5	<5	<5	<5	<5	<5	<5	--	--	--	--	--	--	--	--	--	--	--	--
P-17	08/25/2003	<5	<5	<5	<5	<5	<5	<5	<5	--	--	--	--	--	--	--	--	--	--	--	--
P-18	03/27/1995	<2	<2	<2	<2	NA	<2	<2	2	--	--	--	--	--	--	--	--	--	--	--	--
P-18	06/09/1995	<5	<5	<5	<5	NA	<5	<5	<5	--	--	--	--	--	--	--	--	--	--	--	--
P-18	09/08/1995	<5	<5	<5	<5	NA	<5	<5	<5	--	--	--	--	--	--	--	--	--	--	--	--
P-18	03/21/1996	<5	<5	<5	<5	NA	<5	<5	47	--	--	--	--	--	--	--	--	--	--	--	--
P-18	09/23/1996	<5	<5	<5	<5	NA	<5	<5	11	--	--	--	--	--	--	--	--	--	--	--	--
P-18	03/18/1997	<5	<5	<5	<5	NA	<5	<5	13	--	--	--	--	--	--	--	--	--	--	--	--
P-18	09/11/1997	<5	<5	<5	<5	NA	<5	<5	<5	--	--	--	--	--	--	--	--	--	--	--	--
P-18	03/10/1998	<5	<5	<5	<5	NA	<5	<5	<5	--	--	--	--	--	--	--	--	--	--	--	--
P-18	09/09/1998	<5	<5	<5	<5	NA	<5	<5	<5	--	--	--	--	--	--	--	--	--	--	--	--
P-18	02/25/1999	<5	<5	<5	<5	<5	<5	<5	<5	--	--	--	--	--	--	--	--	--	--	--	--
P-18	08/10/1999	<5	<5	<5	<5	<5	<5	<5	<5	--	--	--	--	--	--	--	--	--	--	--	--
P-18	09/20/2000	<5	<5	<5	<5	<5	<5	<5	<5	--	--	--	--	--	--	--	--	--	--	--	--
P-18	03/13/2001	<5	<5	<5	<5	<5	<5	<5	<5	--	--	--	--	--	--	--	--	--	--	--	--
P-18	09/26/2001	<5	<5	<5	<5	<5	<5	<5	<5	--	--	--	--	--	--	--	--	--	--	--	--
P-18	12/03/2002	<5	<5	<5	<5	<5	<5	<5	<5	--	--	--	--	--	--	--	--	--	--	--	--
P-18	08/20/2003	<5	<5	<5	<5	<5	<5	<5	<5	--	--	--	--	--	--	--	--	--	--	--	--
P-30	06/16/1995	<5	<5	<5	<5	NA	<5	<5	<5	--	--	--	--	--	--	--	--	--	--	--	--
P-30	12/15/1995	<5	<5	<5	<5	NA	<5	<5	<5	--	--	--	--	--	--	--	--	--	--	--	--
P-30	03/21/1996	<5	<5	<5	<5	NA	<5	<5	<5	--	--	--	--	--	--	--	--	--	--	--	--
P-30	12/06/1996	<5	<5	<5	<5	NA	<5	<5	<5	--	--	--	--	--	--	--	--	--	--	--	--
P-30	03/18/1997	<5	<5	<5	<5	NA	<5	<5	<5	--	--	--	--	--	--	--	--	--	--	--	--
P-30	09/11/1997	<5	<5	<5	<5	NA	<5	<5	<5	--	--	--	--	--	--	--	--	--	--	--	--
P-30	03/10/1998	<5	<5	<5	<5	NA	<5	<5	<5	--	--	--	--	--	--	--	--	--	--	--	--
P-30	02/25/1999	<5	<5	<5	<5	<5	<5	<5	<5	--	--	--	--	--	--	--	--	--	--	--	--
P-30	09/19/2000	<5	<5	<5	<5	<5	<5	<5	<5	--	--	--	--	--	--	--	--	--	--	--	--
P-30	09/26/2001	<5	<5	<5	<5	<5	<5	<5	<5	--	--	--	--	--	--	--	--	--	--	--	--
P-30	12/03/2002	<5	<5	<5	<5	<5	<5	<5	<5	--	--	--	--	--	--	--	--	--	--	--	--
P-30	08/20/2003	<5	<5	<5	<5	<5	<5	<5	<5	--	--	--	--	--	--	--	--	--	--	--	--
P-31	06/16/1995	<5	<5	<5	<5	NA	<5	<5	<5	--	--	--	--	--	--	--	--	--	--	--	--
P-31	12/15/1995	<5	<5	<5	<5	NA	<5	<5	<5	--	--	--	--	--	--	--	--	--	--	--	--
P-31	03/21/1996	<5	<5	<5	<5	NA	<5	<5	<5	--	--	--	--	--	--	--	--	--	--	--	--
P-31	12/06/1996	<5	<5	<5	<5	NA	<5	<5	<5	--	--	--	--	--	--	--	--	--	--	--	--
P-31	03/18/1997	<5	<5	<5	<5	NA	<5	<5	<5	--	--	--	--	--	--	--	--	--	--	--	--
P-31	03/10/1998	<5	<5	<5	<5	NA	<5	<5	<5	--	--	--	--	--	--	--	--	--	--	--	--
P-31	09/09/1998	<5	<5	<5	<5	NA	<5	<5	<5	--	--	--	--	--	--	--	--	--	--	--	--
P-31	02/25/1999	<5	<5	<5	<5	<5	<5	<5	<5	--	--	--	--	--	--	--	--	--	--	--	--

APPENDIX A-2

HISTORICAL GROUNDWATER ANALYTICAL RESULTS [1,2]

Former Ford Aeronutronic Property
Newport Beach, California

Well ID	Date	Volatile Organic Compounds[3] (µg/L)									Semi Volatile Organic Compounds[3] (µg/L)	Dissolved Gases[3] (µg/L)				Anions[3] (mg/L)				Dissolved Metals[3] (mg/L)	
		1,1-DCE	1,1-DCA	1,2- DCA	1,2-DCE (total)[4] cis	1,2-DCE (total)[4] trans	PCE	1,1,1-TCA	TCE	Vinyl Chloride	1, 4-Dioxane	Carbon Dioxide	Methane	Ethane	Ethylene	Nitrite	Nitrate	Sulfate	Chloride	Iron	Manganese
P-31	08/10/1999	<5	<5	<5	<5	<5	<5	<5	<5	--	--	--	--	--	--	--	--	--	--	--	--
P-31	09/20/2000	<5	<5	<5	<5	<5	<5	<5	<5	--	--	--	--	--	--	--	--	--	--	--	--
P-31	03/13/2001	<5	<5	<5	<5	<5	<5	<5	<5	--	--	--	--	--	--	--	--	--	--	--	--
P-31	09/26/2001	<5	<5	<5	<5	<5	<5	<5	<5	--	--	--	--	--	--	--	--	--	--	--	--
P-32	03/18/1997	<5	<5	<5	<5	NA	<5	<5	10	--	--	--	--	--	--	--	--	--	--	--	--
P-32	03/10/1998	<5	<5	<5	<5	NA	<5	<5	9.4	--	--	--	--	--	--	--	--	--	--	--	--
P-32	02/25/1999	<5	<5	<5	<5	<5	<5	<5	24	--	--	--	--	--	--	--	--	--	--	--	--
P-32	12/04/2000	<5	<5	<5	<5	<5	<5	<5	10	--	--	--	--	--	--	--	--	--	--	--	--
P-32	06/25/2001	<5	<5	<5	<5	<5	<5	<5	14	--	--	--	--	--	--	--	--	--	--	--	--
P-32	09/26/2001	<5	<5	<5	<5	<5	<5	<5	16	--	--	--	--	--	--	--	--	--	--	--	--
P-32	09/28/2002	<5	<5	<5	<5	<5	<5	<5	16	--	--	--	--	--	--	--	--	--	--	--	--
P-32	08/21/2003	<5	<5	<5	<5	<5	<5	<5	11	--	--	--	--	--	--	--	--	--	--	--	--
P-32	03/19/2004	<5	<5	<5	<5	<5	<5	<5	<5	--	--	--	--	--	--	--	--	--	--	--	--
P-32	06/18/2004	<5	<5	<5	<5	<5	<5	<5	21	--	--	--	--	--	--	--	--	--	--	--	--
P-32	11/14/2005	<5	<2	<2	<2	<2	<2	<2	17	<5	--	--	--	--	--	--	--	--	--	--	--
P-32	03/07/2006	<5.0	<2.0	<2.0	<2.0	<2.0	<2.0	<2.0	14	<5.0	--	--	--	--	--	--	--	--	--	--	--
P-32	08/08/2006	<5.0	<2.0	<2.0	<2.0	<2.0	<2.0	<2.0	16	<5.0	--	--	--	--	--	--	--	--	--	--	--
P-32	03/12/2007	<5.0	<2.0	<2.0	<2.0	<2.0	3	<2.0	26	<5.0	--	--	--	--	--	--	--	--	--	--	--
P-32	08/21/2007	<5.0	<2.0	<2.0	<2.0	<2.0	3.2	<2.0	27	<5.0	--	--	--	--	--	--	--	--	--	--	--
P-32	02/12/2008	<5.0	<2.0	<2.0	<2.0	<2.0	<2.0	<2.0	21	<5.0	--	--	--	--	--	--	--	--	--	--	--
P-32	08/12/2008	<5.0	<2.0	<2.0	<2.0	<2.0	<2.0	<2.0	24	<5.0	--	--	--	--	--	--	--	--	--	--	--
P-32	06/01/2009	<5.0	<2.0	<2.0	<2.0	<2.0	<2.0	<2.0	28	<5.0	--	--	--	--	--	--	--	--	--	--	--
P-32	11/23/2009	<5.0	<2.0	<2.0	<2.0	<2.0	<2.0	<2.0	31	<5.0	--	--	--	--	--	--	--	--	--	--	--
P-32	06/07/2010	<5.0	<2.0	<2.0	<2.0	<2.0	2.6	<2.0	31	<5.0	--	--	--	--	--	--	--	--	--	--	--
P-32	11/29/2010	<5.0	<2.0	<2.0	<2.0	<2.0	2.0	<2.0	28	<5.0	--	--	--	--	--	--	--	--	--	--	--
P-32	06/13/2011	<5.0	<2.0	<2.0	<2.0	<2.0	2.2	<2.0	27	<5.0	--	--	--	--	--	--	--	--	--	--	--
P-32	12/19/2011	<5.0	<2.0	<2.0	<2.0	<2.0	<2.0	<2.0	30	<5.0	--	--	--	--	--	--	--	--	--	--	--
P-32	06/04/2012	<5.0	<2.0	<2.0	<2.0	<2.0	2.5	<2.0	34	<5.0	--	--	--	--	--	--	--	--	--	--	--
P-32	12/10/2012	<5.0	<2.0	<2.0	<2.0	<2.0	2.4	<2.0	31	<5.0	--	--	--	--	--	--	--	--	--	--	--
P-32	06/24/2013	<5.0	<2.0	<2.0	<2.0	<2.0	<2.0	<2.0	30	<5.0	--	--	--	--	--	--	--	--	--	--	--
P-32	12/10/2013	<5.0	<2.0	<2.0	<2.0	<2.0	2.1	<2.0	30	<5.0	--	--	--	--	--	--	--	--	--	--	--
P-32	06/02/2014	<5.0	<2.0	<2.0	<2.0	<2.0	2.5	<2.0	34	<5.0	--	--	--	--	--	--	--	--	--	--	--
P-32	12/09/2014	<5.0	<2.0	<2.0	<2.0	<2.0	2.3	<2.0	32	<0.5	--	--	--	--	--	--	--	--	--	--	--
P-32	06/10/2015	<5.0	<2.0	<2.0	<2.0	<2.0	2.4	<2.0	30	<0.5	--	--	--	--	--	--	--	--	--	--	--
P-32	12/07/2015	<5.0	<2.0	<2.0	<2.0	<2.0	2.1	<2.0	30	<0.5	--	--	--	--	--	--	--	--	--	--	--
P-32	06/06/2016	<5.0	<2.0	<2.0	<2.0	<2.0	2.3	<2.0	40	<0.5	--	--	--	--	--	--	--	--	--	--	--
P-32	12/05/2016	<5.0	<2.0	<2.0	<2.0	<2.0	2.1	<2.0	30	<0.5	--	--	--	--	--	--	--	--	--	--	--
P-32	06/28/2017	<5.0	<2.0	<2.0	<2.0	<2.0	4.3	<2.0	37	<5.0	<0.21	--	--	--	--	--	--	--	--	--	--
P-32	11/27/2017	<5.0	<2.0	<2.0	<2.0	<2.0	2.9	<2.0	31	<5.0	<0.20	--	--	--	--	--	--	--	--	--	--
P-32	06/08/2018	<5.0	<2.0	<2.0	<2.0	<2.0	3.0	<2.0	30	<0.50	<0.19	--	--	--	--	--	--	--	--	--	--
P-32	11/28/2018	<5.0	<2.0	<2.0	<2.0	<2.0	3.6	<2.0	33	<5.0	<0.20	--	--	--	--	--	--	--	--	--	--
P-32	05/15/2019	1.3J/1.8J	<2.0/<2.0	0.40J/0.36J	<2.0/<2.0	<2.0/<2.0	4.4/4.7	<2.0/<2.0	38/37	<5.0/<5.0	0.13J/0.14J	--	--	--	--	--	--	--	--	--	--
P-32	11/21/2019	0.85J	<2.0	0.27J	<2.0	<2.0	3.0	<2.0	30	<5.0	<2.0	--	--	--	--	--	--	--	--	--	--
P-32	05/19/2020	0.91J/0.78J	<2.0/<2.0	<2.0/<2.0	<2.0/<2.0	<2.0/<2.0	3.1/3.1	<2.0/<2.0	29/29	<5.0/<5.0	0.14J/0.15J	--	--	--	--	--	--	--	--	--	--
P-32	11/17/2020	1.2/1.2	<1.0/<1.0	<0.50/<0.50	<1.0/<1.0	<1.0/<1.0	3.0/2.6	<1.0/<1.0	29/28	<0.50/<0.50	<0.50/<0.50	--	--	--	--	--	--	--	--	--	--
P-32	05/13/2021	0.74J/0.72J	<1.0/<1.0	0.25J/<0.50	<1.0/<1.0	<1.0/<1.0	2.3/2.3	<1.0/<1.0	23/22	<0.50/<0.50	<0.50/<0.50	--	--	--	--	--	--	--	--	--	--
P-32	11/18/2021	0.92J/1.1	<1.0/<1.0	<0.50/0.24J	<1.0/<1.0	<1.0/<1.0	3.3/3.3	<1.0/<1.0	30/31	<0.50/<0.50	<0.50/<0.50	--	--	--	--	--	--	--	--	--	--

APPENDIX A-2

HISTORICAL GROUNDWATER ANALYTICAL RESULTS [1,2]

Former Ford Aeronutronic Property
Newport Beach, California

Well ID	Date	Volatile Organic Compounds[3] (µg/L)									Semi Volatile Organic Compounds[3] (µg/L)	Dissolved Gases[3] (µg/L)				Anions[3] (mg/L)				Dissolved Metals[3] (mg/L)	
		1,1-DCE	1,1-DCA	1,2- DCA	1,2-DCE (total)[4] cis	1,2-DCE (total)[4] trans	PCE	1,1,1-TCA	TCE	Vinyl Chloride	1, 4-Dioxane	Carbon Dioxide	Methane	Ethane	Ethylene	Nitrite	Nitrate	Sulfate	Chloride	Iron	Manganese
P-32	05/05/2022	1.0/0.89J	<1.0/<1.0	0.30J/<0.50	<1.0/<1.0	<1.0/<1.0	3.0/2.5	<1.0/<1.0	28/24	<0.50/<0.50	<0.50/<0.50	--	--	--	--	--	--	--	--	--	--
P-32	10/28/2022	0.85 J/0.95 J	<1.0/<1.0	<0.50/<0.50	<1.0/<1.0	<1.0/<1.0	2.9/2.8	<1.0/<1.0	26/27	<0.50/<0.50	<0.50/<0.50	--	--	--	--	--	--	--	--	--	--
P-33	05/28/1998	<5	<5	<5	<5	NA	<5	<5	5.5	--	--	--	--	--	--	--	--	--	--	--	--
P-33	11/19/1998	<5	<5	<5	<5	<5	<5	<5	5	--	--	--	--	--	--	--	--	--	--	--	--
P-33	02/26/1999	<5	<5	<5	<5	<5	<5	<5	6.8	--	--	--	--	--	--	--	--	--	--	--	--
P-33	08/11/1999	<5	<5	<5	<5	<5	<5	<5	<5	--	--	--	--	--	--	--	--	--	--	--	--
P-33	09/22/2000	<5	<5	<5	<5	<5	<5	<5	<5	--	--	--	--	--	--	--	--	--	--	--	--
P-33	03/12/2001	<5	<5	<5	<5	<5	<5	<5	<5	--	--	--	--	--	--	--	--	--	--	--	--
P-33	09/27/2001	<5	<5	<5	<5	<5	<5	<5	<5	--	--	--	--	--	--	--	--	--	--	--	--
P-33	03/20/2002	<5	<5	<5	<5	<5	<5	<5	<5	--	--	--	--	--	--	--	--	--	--	--	--
P-33	09/28/2002	<5	<5	<5	<5	<5	<5	<5	<5	--	--	--	--	--	--	--	--	--	--	--	--
P-33	03/25/2003	<5	<5	<5	<5	<5	<5	<5	<5	--	--	--	--	--	--	--	--	--	--	--	--
P-33	08/21/2003	<5	<5	<5	<5	<5	<5	<5	<5	--	--	--	--	--	--	--	--	--	--	--	--
P-34	05/27/1998	16	<5	<5	<5	NA	46	<5	300	--	--	--	--	--	--	--	--	--	--	--	--
P-34	11/19/1998	15	<5	<5	<5	<5	23	<5	180	--	--	--	--	--	--	--	--	--	--	--	--
P-34	02/26/1999	11	<5	<5	<5	<5	28	<5	190	--	--	--	--	--	--	--	--	--	--	--	--
P-34	08/11/1999	10	<5	<5	<5	<5	26	<5	170	--	--	--	--	--	--	--	--	--	--	--	--
P-34	09/22/2000	7.1	<5	<5	<5	<5	12	<5	180	--	--	--	--	--	--	--	--	--	--	--	--
P-34	03/13/2001	9	<5	<5	<5	<5	18	<5	140	--	--	--	--	--	--	--	--	--	--	--	--
P-34	09/27/2001	14	<5	<5	<5	<5	35	<5	180	--	--	--	--	--	--	--	--	--	--	--	--
P-34	03/20/2002	13	<5	<5	<5	<5	24	<5	160	--	--	--	--	--	--	--	--	--	--	--	--
P-34	09/30/2002	15	<5	<5	<5	<5	31	<5	140	--	--	--	--	--	--	--	--	--	--	--	--
P-34	03/25/2003	22	<5	<5	<5	<5	43	<5	150	--	--	--	--	--	--	--	--	--	--	--	--
P-34	08/21/2003	11	<5	<5	<5	<5	24	<5	110	--	--	--	--	--	--	--	--	--	--	--	--
P-34	03/19/2004	13	<5	<5	<5	<5	32	<5	140	--	--	--	--	--	--	--	--	--	--	--	--
P-34	05/06/2004	9.2	<5	<5	<5	<5	24	<5	120	--	--	--	--	--	--	--	--	--	--	--	--
P-34	09/30/2005	8.0	<2	<2	<2	<2	17	<2	71	<5	--	--	--	--	--	--	--	--	--	--	--
P-34	03/07/2006	5.8	<2.0	<2.0	<2.0	<2.0	16	<2.0	55	<5.0	--	--	--	--	--	--	--	--	--	--	--
P-34	08/08/2006	6.9	<2.0	<2.0	<2.0	<2.0	13	<2.0	57	<5.0	--	--	--	--	--	--	--	--	--	--	--
P-34	06/28/2017	<5.0	<2.0	<2.0	<2.0	<2.0	3.4	<2.0	17	<5.0	0.48	--	--	--	--	--	--	--	--	--	--
P-34	11/29/2017	<5.0	<2.0	<2.0	<2.0	<2.0	2.8	<2.0	16	<5.0	0.52	--	--	--	--	--	--	--	--	--	--
P-34	06/11/2018	<5.0	<2.0	<2.0	<2.0	<2.0	2.9	<2.0	15	<0.50	0.62	--	--	--	--	--	--	--	--	--	--
P-34	11/27/2018	<5.0	<2.0	<2.0	<2.0	<2.0	4.3	<2.0	20	<5.0	0.56	--	--	--	--	--	--	--	--	--	--
P-34	05/13/2019	1.3J/1.8J	<2.0	<2.0	<2.0	<2.0	4.7	<2.0	15	<5.0	0.46	--	--	--	--	--	--	--	--	--	--
P-34	11/22/2019	1.6J	<2.0	<2.0	<2.0	<2.0	3.0	<2.0	16	<5.0	0.34	--	--	--	--	--	--	--	--	--	--
P-34	05/20/2020	1.9J	<2.0	<2.0	<2.0	<2.0	3.1	<2.0	13	<5.0	0.26	--	--	--	--	--	--	--	--	--	--
P-34	11/24/2020	1.2	<1.0	<0.50	<1.0	<1.0	2.7	<1.0	11	<0.50	1.4	--	--	--	--	--	--	--	--	--	--
P-34	05/11/2021	1.4	<1.0	<0.50	<1.0	<1.0	2.6	<1.0	12	<0.50	<0.50	--	--	--	--	--	--	--	--	--	--
P-34	11/16/2021	1.7	<1.0	<0.50	<1.0	<1.0	2.4	<1.0	13	<0.50	<0.50	--	--	--	--	--	--	--	--	--	--
P-34	03/23/2022	--	--	--	--	--	--	--	--	--	--	14,000	<1.0	<1.0	<1.0	0.22	5.8	450	310	0.11	<0.020
P-34	05/05/2022	1.8	<1.0	<0.50	<1.0	<1.0	2.6	<1.0	12	<0.50	<0.50	20,000	<1.0	<1.0	<1.0	<0.10	6.0	440	320	<0.50	<0.050
P-34	08/23/2022	2.4	<1.0	<0.50	<1.0	<1.0	2.6	<1.0	13	<0.50	<0.50	3,900	<1.0	<1.0	<1.0	<0.10	6.8	450	380	<0.50	<0.050
P-34	10/26/2022	1.5	<1.0	<0.50	<1.0	<1.0	2.6	<1.0	11	<0.50	<0.50	26,000	<1.0	<1.0	<1.0	<0.10	0.14	0.24 U	<1.0	<0.50	<0.050
P-35	05/22/1998	68	<5	1.2	<5	NA	<5	<5	99	--	--	--	--	--	--	--	--	--	--	--	--
P-35	02/26/1999	32	<5	<5	<5	<5	<5	<5	100	--	--	--	--	--	--	--	--	--	--	--	--
P-35	08/11/1999	30	<5	<5	<5	<5	<5	<5	75	--	--	--	--	--	--	--	--	--	--	--	--
P-35	09/22/2000	48	<5	<5	<5	<5	<5	<5	110	--	--	--	--	--	--	--	--	--	--	--	--

APPENDIX A-2

HISTORICAL GROUNDWATER ANALYTICAL RESULTS [1,2]

Former Ford Aeronutronic Property
Newport Beach, California

Well ID	Date	Volatile Organic Compounds[3] (µg/L)									Semi Volatile Organic Compounds[3] (µg/L)	Dissolved Gases[3] (µg/L)				Anions[3] (mg/L)				Dissolved Metals[3] (mg/L)	
		1,1-DCE	1,1-DCA	1,2- DCA	1,2-DCE (total)[4] cis	1,2-DCE (total)[4] trans	PCE	1,1,1-TCA	TCE	Vinyl Chloride	1, 4-Dioxane	Carbon Dioxide	Methane	Ethane	Ethylene	Nitrite	Nitrate	Sulfate	Chloride	Iron	Manganese
P-35	03/13/2001	31	<5	<5	<5	<5	<5	<5	81	--	--	--	--	--	--	--	--	--	--	--	--
P-35	03/22/2002	27	<5	<5	<5	<5	<5	<5	60	--	--	--	--	--	--	--	--	--	--	--	--
P-35	09/27/2002	29	<5	<5	<5	<5	<5	<5	50	--	--	--	--	--	--	--	--	--	--	--	--
P-35	03/25/2003	31	<5	<5	<5	<5	<5	<5	59	--	--	--	--	--	--	--	--	--	--	--	--
P-35	08/21/2003	45	<5	<5	<5	<5	<5	<5	100	--	--	--	--	--	--	--	--	--	--	--	--
P-35	03/19/2004	27	<5	<5	<5	<5	<5	<5	74	--	--	--	--	--	--	--	--	--	--	--	--
P-35	05/06/2004	19	<5	<5	<5	<5	<5	<5	67	--	--	--	--	--	--	--	--	--	--	--	--
P-35	09/30/2005	26	<2	6.7	<2	<2	3.2	<2	67	<5	--	--	--	--	--	--	--	--	--	--	--
P-35	03/07/2006	<5.0	<2.0	<2.0	<2.0	<2.0	<2.0	<2.0	11	<5.0	--	--	--	--	--	--	--	--	--	--	--
P-35	08/08/2006	<5.0	<2.0	<2.0	<2.0	<2.0	<2.0	<2.0	14	<5.0	--	--	--	--	--	--	--	--	--	--	--
P-35	03/12/2007	29	<2.0	57	<2.0	<2.0	2.9	<2.0	67	<5.0	--	--	--	--	--	--	--	--	--	--	--
P-35	08/21/2007	28	<2.0	74	<2.0	<2.0	3	<2.0	75	<5.0	--	--	--	--	--	--	--	--	--	--	--
P-35	02/12/2008	22	<2.0	67	<2.0	<2.0	2.5	<2.0	63	<5.0	--	--	--	--	--	--	--	--	--	--	--
P-35	08/12/2008	17	<2.0	71	<2.0	<2.0	2.8	<2.0	66	<5.0	--	--	--	--	--	--	--	--	--	--	--
P-35	06/01/2009	<5.0	<2.0	2.2	<2.0	<2.0	2.7	<2.0	52	<5.0	--	--	--	--	--	--	--	--	--	--	--
P-35	11/23/2009	6.7	<2.0	34	<2.0	<2.0	<2.0	<2.0	36	<5.0	--	--	--	--	--	--	--	--	--	--	--
P-35	06/07/2010	12	<2.0	45	<2.0	<2.0	<2.0	<2.0	57	<5.0	--	--	--	--	--	--	--	--	--	--	--
P-35	11/29/2010	7.4	<2.0	33	<2.0	<2.0	<2.0	<2.0	57	<5.0	--	--	--	--	--	--	--	--	--	--	--
P-35	06/13/2011	10	<2.0	41	<2.0	<2.0	<2.0	<2.0	59	<5.0	--	--	--	--	--	--	--	--	--	--	--
P-35	12/28/2011	<5.0	<2.0	4.1	<2.0	<2.0	<2.0	<2.0	4.8	<5.0	--	--	--	--	--	--	--	--	--	--	--
P-35	06/04/2012	9.6	<2.0	24	<2.0	<2.0	<2.0	<2.0	48	<5.0	--	--	--	--	--	--	--	--	--	--	--
P-35	12/10/2012	11	<2.0	31	<2.0	<2.0	<2.0	<2.0	59	<5.0	--	--	--	--	--	--	--	--	--	--	--
P-35	06/24/2013	6.4	<2.0	19	<2.0	<2.0	<2.0	<2.0	46	<5.0	--	--	--	--	--	--	--	--	--	--	--
P-35	12/10/2013	<5.0	<2.0	14	<2.0	<2.0	<2.0	<2.0	24	<5.0	--	--	--	--	--	--	--	--	--	--	--
P-35	06/03/2014	<5.0	<2.0	8.5	<2.0	<2.0	<2.0	<2.0	33	<5.0	--	--	--	--	--	--	--	--	--	--	--
P-35	12/09/2014	<5.0	<2.0	8.1	<2.0	<2.0	<2.0	<2.0	26	<0.5	--	--	--	--	--	--	--	--	--	--	--
P-35	06/09/2015	6.5	<2.0	17	<2.0	<2.0	<2.0	<2.0	43	<0.5	--	--	--	--	--	--	--	--	--	--	--
P-35	12/07/2015	8.4	<2.0	23	<2.0	<2.0	<2.0	<2.0	43	<0.5	--	--	--	--	--	--	--	--	--	--	--
P-35	06/06/2016	7.7	<2.0	16	<2.0	<2.0	<2.0	<2.0	51	<0.50	--	--	--	--	--	--	--	--	--	--	--
P-35	12/05/2016	5.4	<2.0	14	<2.0	<2.0	<2.0	<2.0	39	<0.50	--	--	--	--	--	--	--	--	--	--	--
P-35	06/28/2017	9.6	<2.0	33	<2.0	<2.0	<2.0	<2.0	29	<5.0	5.3	--	--	--	--	--	--	--	--	--	--
P-35	11/29/2017	8.6	<2.0	24	<2.0	<2.0	<2.0	<2.0	26	<5.0	2.0	--	--	--	--	--	--	--	--	--	--
P-35	06/11/2018	<5.0	<2.0	14	<2.0	<2.0	<2.0	<2.0	17	<0.50	0.9	--	--	--	--	--	--	--	--	--	--
P-35	11/27/2018	9.2	<2.0	16	<2.0	<2.0	<2.0	<2.0	27	<5.0	1.3	--	--	--	--	--	--	--	--	--	--
P-35	05/15/2019	9.4	<2.0	18	<2.0	<2.0	0.83J	<2.0	22	<5.0	NA	--	--	--	--	--	--	--	--	--	--
P-35	11/22/2019	7.1	<2.0	16	<2.0	<2.0	0.87J	<2.0	22	<5.0	1.2	--	--	--	--	--	--	--	--	--	--
P-35	05/20/2020	6.6	<2.0	16	<2.0	<2.0	0.77J	<2.0	19	<5.0	0.94	--	--	--	--	--	--	--	--	--	--
P-35	11/24/2020	5.8	<1.0	12	<1.0	<1.0	0.69J	<1.0	17	<0.50	1.2	--	--	--	--	--	--	--	--	--	--
P-35	05/11/2021	5.3	<1.0	8.1	<1.0	<1.0	0.64J	<1.0	18	<0.50	<0.50	--	--	--	--	--	--	--	--	--	--
P-35	11/16/2021	4.3	<1.0	7.3	<1.0	<1.0	0.54J	<1.0	17	<0.50	1.3	--	--	--	--	--	--	--	--	--	--
P-35	05/05/2022	4.7	<1.0	5.7	<1.0	<1.0	0.58 J	<1.0	14	<0.50	<0.50	--	--	--	--	--	--	--	--	--	--
P-35	10/25/2022	2.9	<1.0	4.7	<1.0	<1.0	<1.0	<1.0	12	<0.50	<0.50	--	--	--	--	--	--	--	--	--	--
P-36	01/17/1997	<1	<1	<1	0.69	NA	<1	<1	4.4	--	--	--	--	--	--	--	--	--	--	--	--
P-36	06/11/1997	<5	<5	<5	<5	NA	<5	30	19	--	--	--	--	--	--	--	--	--	--	--	--
P-36	09/11/1997	<5	<5	<5	<5	NA	<5	<5	8.6	--	--	--	--	--	--	--	--	--	--	--	--
P-36	03/10/1998	<5	<5	<5	<5	NA	<5	<5	8.0	--	--	--	--	--	--	--	--	--	--	--	--
P-36	09/09/1998	<5	<5	<5	<5	NA	<5	<5	9.5	--	--	--	--	--	--	--	--	--	--	--	--

APPENDIX A-2

HISTORICAL GROUNDWATER ANALYTICAL RESULTS [1,2]

Former Ford Aeronutronic Property
Newport Beach, California

Well ID	Date	Volatile Organic Compounds[3] (µg/L)									Semi Volatile Organic Compounds[3] (µg/L)	Dissolved Gases[3] (µg/L)				Anions[3] (mg/L)				Dissolved Metals[3] (mg/L)	
		1,1-DCE	1,1-DCA	1,2- DCA	1,2-DCE (total)[4] cis	1,2-DCE (total)[4] trans	PCE	1,1,1-TCA	TCE	Vinyl Chloride	1, 4-Dioxane	Carbon Dioxide	Methane	Ethane	Ethylene	Nitrite	Nitrate	Sulfate	Chloride	Iron	Manganese
P-36	02/25/1999	<5	<5	<5	<5	<5	<5	<5	7.8	--	--	--	--	--	--	--	--	--	--	--	--
P-36	08/12/1999	<5	<5	<5	<5	<5	<5	<5	<5	--	--	--	--	--	--	--	--	--	--	--	--
P-36	09/20/2000	<5	<5	<5	<5	<5	<5	<5	<5	--	--	--	--	--	--	--	--	--	--	--	--
P-36	03/13/2001	<5	<5	<5	<5	<5	<5	<5	<5	--	--	--	--	--	--	--	--	--	--	--	--
P-36	09/26/2001	<5	<5	<5	<5	<5	<5	<5	<5	--	--	--	--	--	--	--	--	--	--	--	--
P-37	01/17/1997	<1	<1	<1	<5	NA	<1	<1	<1	--	--	--	--	--	--	--	--	--	--	--	--
P-37	06/11/1997	<5	<5	<5	<5	NA	<5	35	6	--	--	--	--	--	--	--	--	--	--	--	--
P-37	09/11/1997	<5	<5	<5	<5	NA	<5	<5	<5	--	--	--	--	--	--	--	--	--	--	--	--
P-37	05/27/1998	<5	<5	<5	<5	NA	<5	<5	<5	--	--	--	--	--	--	--	--	--	--	--	--
P-37	11/18/1998	<5	<5	<5	<5	<5	<5	<5	<5	--	--	--	--	--	--	--	--	--	--	--	--
P-37	06/03/1999	<5	<5	<5	<5	<5	<5	<5	<5	--	--	--	--	--	--	--	--	--	--	--	--
P-37	11/11/1999	<5	<5	<5	<5	<5	<5	<5	<5	--	--	--	--	--	--	--	--	--	--	--	--
P-37	09/20/2000	<5	<5	<5	<5	<5	<5	<5	<5	--	--	--	--	--	--	--	--	--	--	--	--
P-37	09/26/2001	<5	<5	<5	<5	<5	<5	<5	<5	--	--	--	--	--	--	--	--	--	--	--	--
P-38	01/17/1997	<1	<1	<1	<.5	NA	<1	<1	<1	--	--	--	--	--	--	--	--	--	--	--	--
P-38	06/11/1997	<5	<5	<5	<5	NA	<5	<5	<5	--	--	--	--	--	--	--	--	--	--	--	--
P-38	09/11/1997	<5	<5	<5	<5	NA	<5	<5	<5	--	--	--	--	--	--	--	--	--	--	--	--
P-38	05/27/1998	<5	<5	<5	<5	NA	<5	<5	<5	--	--	--	--	--	--	--	--	--	--	--	--
P-38	11/18/1998	<5	<5	<5	<5	<5	<5	<5	<5	--	--	--	--	--	--	--	--	--	--	--	--
P-38	06/03/1999	<5	<5	<5	<5	<5	<5	<5	<5	--	--	--	--	--	--	--	--	--	--	--	--
P-38	11/11/1999	<5	<5	<5	<5	<5	<5	<5	<5	--	--	--	--	--	--	--	--	--	--	--	--
P-38	09/19/2000	<5	<5	<5	<5	<5	<5	<5	<5	--	--	--	--	--	--	--	--	--	--	--	--
P-38	09/26/2001	<5	<5	<5	<5	<5	<5	<5	<5	--	--	--	--	--	--	--	--	--	--	--	--
P-38	06/18/2002	<5	<5	<5	<5	<5	<5	<5	<5	--	--	--	--	--	--	--	--	--	--	--	--
P-39	05/27/1998	<5	<5	<5	<5	NA	<5	<5	<5	--	--	--	--	--	--	--	--	--	--	--	--
P-39	09/09/1998	<5	<5	<5	<5	NA	<5	<5	<5	--	--	--	--	--	--	--	--	--	--	--	--
P-39	11/18/1998	<5	<5	<5	<5	<5	<5	<5	<5	--	--	--	--	--	--	--	--	--	--	--	--
P-39	02/27/1999	<5	<5	<5	<5	<5	<5	<5	<5	--	--	--	--	--	--	--	--	--	--	--	--
P-39	08/11/1999	<5	<5	<5	<5	<5	<5	<5	8.7	--	--	--	--	--	--	--	--	--	--	--	--
P-39	09/27/2001	<5	<5	<5	<5	<5	<5	<5	<5	--	--	--	--	--	--	--	--	--	--	--	--
P-39	09/27/2002	<5	<5	<5	<5	<5	<5	<5	<5	--	--	--	--	--	--	--	--	--	--	--	--
P-39	08/20/2003	<5	<5	<5	<5	<5	<5	<5	<5	--	--	--	--	--	--	--	--	--	--	--	--
P-40	05/22/1998	<5	<5	<5	<5	NA	12	<5	100	--	--	--	--	--	--	--	--	--	--	--	--
P-40	09/09/1998	<5	<5	<5	<5	NA	12	<5	89	--	--	--	--	--	--	--	--	--	--	--	--
P-40	11/19/1998	<5	<5	<5	<5	<5	14	<5	110	--	--	--	--	--	--	--	--	--	--	--	--
P-40	02/22/1999	<5	<5	<5	<5	<5	12	<5	100	--	--	--	--	--	--	--	--	--	--	--	--
P-40	09/19/2000	<5	<5	<5	<5	<5	5	<5	46	--	--	--	--	--	--	--	--	--	--	--	--
P-40	09/26/2001	<5	<5	<5	<5	<5	8.2	<5	72	--	--	--	--	--	--	--	--	--	--	--	--
P-40	09/27/2002	<5	<5	<5	<5	<5	5.9	<5	53	--	--	--	--	--	--	--	--	--	--	--	--
P-40	08/20/2003	<5	<5	<5	<5	<5	6.6	<5	53	--	--	--	--	--	--	--	--	--	--	--	--
P-40	03/19/2004	<5	<5	<5	<5	<5	7.3	<5	61	--	--	--	--	--	--	--	--	--	--	--	--
P-40	06/22/2004	<5	<5	<5	<5	<5	6.5	<5	56	--	--	--	--	--	--	--	--	--	--	--	--
P-40	09/26/2005	<5	<2	<2	<2	<2	9.6	<2	64	<5	--	--	--	--	--	--	--	--	--	--	--
P-40	03/07/2006	<5	<2	<2	<2	<2	8.2	<2	56	<5	--	--	--	--	--	--	--	--	--	--	--
P-40	08/08/2006	<5	<2	<2	<2	<2	7.4	<2	59	<5	--	--	--	--	--	--	--	--	--	--	--
P-40	03/12/2007	<5.0	<2.0	<2.0	<2.0	<2.0	6.9	<2.0	54	<5.0	--	--	--	--	--	--	--	--	--	--	--
P-40	08/21/2007	<5.0	<2.0	<2.0	<2.0	<2.0	7.2	<2.0	57	<5.0	--	--	--	--	--	--	--	--	--	--	--

APPENDIX A-2

HISTORICAL GROUNDWATER ANALYTICAL RESULTS [1,2]

Former Ford Aeronutronic Property
Newport Beach, California

Well ID	Date	Volatile Organic Compounds[3] (µg/L)									Semi Volatile Organic Compounds[3] (µg/L)	Dissolved Gases[3] (µg/L)				Anions[3] (mg/L)				Dissolved Metals[3] (mg/L)	
		1,1-DCE	1,1-DCA	1,2- DCA	1,2-DCE (total)[4] cis	1,2-DCE (total)[4] trans	PCE	1,1,1-TCA	TCE	Vinyl Chloride	1, 4-Dioxane	Carbon Dioxide	Methane	Ethane	Ethylene	Nitrite	Nitrate	Sulfate	Chloride	Iron	Manganese
P-40	02/12/2008	<5.0	<2.0	2.0	<2.0	<2.0	9.9	<2.0	68	<5.0	--	--	--	--	--	--	--	--	--	--	--
P-40	08/12/2008	<5.0	<2.0	<2.0	<2.0	<2.0	9.6	<2.0	63	<5.0	--	--	--	--	--	--	--	--	--	--	--
P-40	06/01/2009	11	<2.0	95	<2.0	<2.0	<2.0	<2.0	52	<5.0	--	--	--	--	--	--	--	--	--	--	--
P-40	11/23/2009	<5.0	<2.0	2.2	<2.0	<2.0	2.3	<2.0	50	<5.0	--	--	--	--	--	--	--	--	--	--	--
P-40	06/07/2010	<5.0	<2.0	<2.0	<2.0	<2.0	2.4	<2.0	45	<5.0	--	--	--	--	--	--	--	--	--	--	--
P-40	11/29/2010	<5.0	<2.0	<2.0	<2.0	<2.0	5.6	<2.0	67	<5.0	--	--	--	--	--	--	--	--	--	--	--
P-40	06/13/2011	<5.0	<2.0	<2.0	<2.0	<2.0	6.5	<2.0	70	<5.0	--	--	--	--	--	--	--	--	--	--	--
P-40	12/19/2011	<5.0	<2.0	<2.0	<2.0	<2.0	4.0J	<2.0	54	<5.0	--	--	--	--	--	--	--	--	--	--	--
P-40	06/04/2012	<5.0	<2.0	<2.0	<2.0	<2.0	6.0	<2.0	62	<5.0	--	--	--	--	--	--	--	--	--	--	--
P-40	12/10/2012	5.1	<2.0	<2.0	<2.0	<2.0	10.0	<2.0	70	<5.0	--	--	--	--	--	--	--	--	--	--	--
P-40	06/24/2013	<5.0	<2.0	<2.0	<2.0	<2.0	5.4	<2.0	55	<5.0	--	--	--	--	--	--	--	--	--	--	--
P-40	12/10/2013	<5.0	<2.0	<2.0	<2.0	<2.0	6.3	<2.0	54	<5.0	--	--	--	--	--	--	--	--	--	--	--
P-40	06/02/2014	<5.0	<2.0	<2.0	<2.0	<2.0	2.8	<2.0	37	<5.0	--	--	--	--	--	--	--	--	--	--	--
P-40	12/09/2014	<5.0	<2.0	<2.0	<2.0	<2.0	4.3	<2.0	50	<0.5	--	--	--	--	--	--	--	--	--	--	--
P-40	06/10/2015	<5.0	<2.0	<2.0	<2.0	<2.0	4.4	<2.0	59	<0.5	--	--	--	--	--	--	--	--	--	--	--
P-40	12/07/2015	<5.0	<2.0	<2.0	<2.0	<2.0	3.2	<2.0	43	<0.5	--	--	--	--	--	--	--	--	--	--	--
P-40	06/06/2016	<5.0	<2.0	<2.0	<2.0	<2.0	<2.0	<2.0	43	<0.5	--	--	--	--	--	--	--	--	--	--	--
P-40	12/05/2016	<5.0	<2.0	<2.0	<2.0	<2.0	<2.0	<2.0	37	<0.5	--	--	--	--	--	--	--	--	--	--	--
P-40	07/13/2017	<5.0	<2.0	<2.0	<2.0	<2.0	10.0	<2.0	66	<5.0	0.64	--	--	--	--	--	--	--	--	--	--
P-40	11/28/2017	<5.0	<2.0	<2.0	<2.0	<2.0	13	<2.0	65	<5.0	0.71	--	--	--	--	--	--	--	--	--	--
P-40	06/25/2018	<5.0	<2.0	<2.0	<2.0	<2.0	13	<2.0	64	<0.50	0.88	--	--	--	--	--	--	--	--	--	--
P-40	11/26/2018	<5.0	<2.0	<2.0	<2.0	<2.0	11	<2.0	56	<5.0	0.76	--	--	--	--	--	--	--	--	--	--
P-40	05/13/2019	3.1J	<2.0	0.76J	0.73J	<2.0	12	<2.0	65	<5.0	0.69	--	--	--	--	--	--	--	--	--	--
P-40	11/20/2019	2.6J	<2.0	0.57J	0.47J	<2.0	12	<2.0	57	<5.0	0.77	--	--	--	--	--	--	--	--	--	--
P-40	05/18/2020	1.6J	<2.0	0.90J	0.43J	<2.0	9.5	<2.0	54	<5.0	0.74	--	--	--	--	--	--	--	--	--	--
P-40	11/16/2020	1.9	<1.0	0.52	<1.0	<1.0	9.7	<1.0	40	<0.50	<0.50	--	--	--	--	--	--	--	--	--	--
P-40	05/10/2021	2.2	<1.0	0.60	<1.0	<1.0	8.6	<1.0	41	<0.50	1.2	--	--	--	--	--	--	--	--	--	--
P-40	11/15/2021	2.1	<1.0	0.55	<1.0	<1.0	8.4	<1.0	42	<0.50	1.7	--	--	--	--	--	--	--	--	--	--
P-40	05/02/2022	2.4	<1.0	0.56	0.43 J	<1.0	8.5	<1.0	44	<0.50	<0.50	--	--	--	--	--	--	--	--	--	--
P-40	10/24/2022	2.4	<1.0	0.49 J	0.53 J	<1.0	8.6	<1.0	44	<0.50	<0.50	--	--	--	--	--	--	--	--	--	--
P-41	05/22/1998	<5	<5	<5	<5	NA	<5	<5	28	--	--	--	--	--	--	--	--	--	--	--	--
P-41	09/10/1998	<5	<5	<5	<5	NA	<5	<5	39	--	--	--	--	--	--	--	--	--	--	--	--
P-41	11/19/1998	<5	<5	<5	<5	<5	<5	<5	43	--	--	--	--	--	--	--	--	--	--	--	--
P-41	02/27/1999	<5	<5	<5	<5	<5	<5	<5	51	--	--	--	--	--	--	--	--	--	--	--	--
P-41	08/12/1999	<5	<5	<5	<5	<5	<5	<5	34	--	--	--	--	--	--	--	--	--	--	--	--
P-41	09/20/2000	<5	<5	<5	<5	<5	<5	<5	30	--	--	--	--	--	--	--	--	--	--	--	--
P-41	03/13/2001	<5	<5	<5	<5	<5	<5	<5	24	--	--	--	--	--	--	--	--	--	--	--	--
P-41	09/26/2001	<5	<5	<5	<5	<5	<5	<5	26	--	--	--	--	--	--	--	--	--	--	--	--
P-41	03/20/2002	<5	<5	<5	<5	<5	<5	<5	28	--	--	--	--	--	--	--	--	--	--	--	--
P-41	09/28/2002	<5	<5	<5	<5	<5	<5	<5	23	--	--	--	--	--	--	--	--	--	--	--	--
P-41	03/25/2003	<5	<5	<5	<5	<5	<5	<5	27	--	--	--	--	--	--	--	--	--	--	--	--
P-41	08/20/2003	<5	<5	<5	<5	<5	<5	<5	21	--	--	--	--	--	--	--	--	--	--	--	--
P-41	05/06/2004	<5	<5	<5	<5	<5	<5	<5	24	--	--	--	--	--	--	--	--	--	--	--	--
P-41	06/28/2005	<5	<2	<2	<2	<2	<2	<2	39	<5	--	--	--	--	--	--	--	--	--	--	--
P-41	11/14/2005	<5	<2	<2	<2	<2	<2	<2	40	<5	--	--	--	--	--	--	--	--	--	--	--
P-41	05/08/2006	<5.0	<2.0	<2.0	<2.0	<2.0	<2.0	<2.0	49	<5.0	--	--	--	--	--	--	--	--	--	--	--
P-41	11/28/2006	<5.0	<2.0	<2.0	<2.0	<2.0	<2.0	<2.0	40	<5.0	--	--	--	--	--	--	--	--	--	--	--

APPENDIX A-2

HISTORICAL GROUNDWATER ANALYTICAL RESULTS [1,2]

Former Ford Aeronutronic Property
Newport Beach, California

Well ID	Date	Volatile Organic Compounds[3] (µg/L)									Semi Volatile Organic Compounds[3] (µg/L)	Dissolved Gases[3] (µg/L)				Anions[3] (mg/L)				Dissolved Metals[3] (mg/L)	
		1,1-DCE	1,1-DCA	1,2- DCA	1,2-DCE (total)[4] cis	1,2-DCE (total)[4] trans	PCE	1,1,1-TCA	TCE	Vinyl Chloride	1, 4-Dioxane	Carbon Dioxide	Methane	Ethane	Ethylene	Nitrite	Nitrate	Sulfate	Chloride	Iron	Manganese
P-41	06/04/2007	<5.0	<2.0	<2.0	<2.0	<2.0	<2.0	<2.0	39	<5.0	--	--	--	--	--	--	--	--	--	--	--
P-41	11/28/2007	<5.0	<2.0	<2.0	<2.0	<2.0	<2.0	<2.0	44	<5.0	--	--	--	--	--	--	--	--	--	--	--
P-41	06/03/2008	<5.0	<2.0	<2.0	<2.0	<2.0	<2.0	<2.0	45	<5.0	--	--	--	--	--	--	--	--	--	--	--
P-41	12/02/2008	<5.0	<2.0	<2.0	<2.0	<2.0	<2.0	<2.0	37	<5.0	--	--	--	--	--	--	--	--	--	--	--
P-41	06/01/2009	<5.0/<5.0	<2.0/<2.0	<2.0/<2.0	<2.0/<2.0	<2.0/<2.0	<2.0/<2.0	<2.0/<2.0	45/50	<5.0/<5.0	--	--	--	--	--	--	--	--	--	--	--
P-41	11/23/2009	<5.0/<5.0	<2.0/<2.0	<2.0/<2.0	<2.0/<2.0	<2.0/<2.0	<2.0/<2.0	<2.0/<2.0	53/56	<5.0/<5.0	--	--	--	--	--	--	--	--	--	--	--
P-41	06/07/2010	<5.0/<5.0	<2.0/<2.0	<2.0/<2.0	<2.0/<2.0	<2.0/<2.0	<2.0/<2.0	<2.0/<2.0	48/44	<5.0/<5.0	--	--	--	--	--	--	--	--	--	--	--
P-41	11/29/2010	<5.0/<5.0	<2.0/<2.0	<2.0/<2.0	<2.0/<2.0	<2.0/<2.0	<2.0/<2.0	<2.0/<2.0	51/50	<5.0/<5.0	--	--	--	--	--	--	--	--	--	--	--
P-41	06/13/2011	<5.0/<5.0	<2.0/<2.0	<2.0/<2.0	<2.0/<2.0	<2.0/<2.0	<2.0/<2.0	<2.0/<2.0	54/59	<5.0/<5.0	--	--	--	--	--	--	--	--	--	--	--
P-41	12/19/2011	8.7/<5.0	<2.0/<2.0	3.9/<2.0	<2.0/<2.0	<2.0/<2.0	6.9J/<2.0	<2.0/<2.0	64/61	<5.0/<5.0	--	--	--	--	--	--	--	--	--	--	--
P-41	06/04/2012	<5.0/<5.0	<2.0/<2.0	<2.0/<2.0	<2.0/<2.0	<2.0/<2.0	<2.0/<2.0	<2.0/<2.0	56/53	<5.0/<5.0	--	--	--	--	--	--	--	--	--	--	--
P-41	12/10/2012	<5.0/<5.0	<2.0/<2.0	<2.0/<2.0	<2.0/<2.0	<2.0/<2.0	<2.0/<2.0	<2.0/<2.0	63/58	<5.0/<5.0	--	--	--	--	--	--	--	--	--	--	--
P-41	06/24/2013	<5.0/<5.0	<2.0/<2.0	<2.0/<2.0	<2.0/<2.0	<2.0/<2.0	<2.0/<2.0	<2.0/<2.0	53/55	<5.0/<5.0	--	--	--	--	--	--	--	--	--	--	--
P-41	12/10/2013	<5.0/<5.0	<2.0/<2.0	<2.0/<2.0	<2.0/<2.0	<2.0/<2.0	<2.0/<2.0	<2.0/<2.0	45/45	<5.0/<5.0	--	--	--	--	--	--	--	--	--	--	--
P-41	06/02/2014	<5.0/<5.0	<2.0/<2.0	<2.0/<2.0	<2.0/<2.0	<2.0/<2.0	<2.0/<2.0	<2.0/<2.0	49/50	<5.0/<5.0	--	--	--	--	--	--	--	--	--	--	--
P-41	12/09/2014	<5.0/<5.0	<2.0/<2.0	<2.0/<2.0	<2.0/<2.0	<2.0/<2.0	<2.0/<2.0	<2.0/<2.0	36/39	<0.5/<0.5	--	--	--	--	--	--	--	--	--	--	--
P-41	06/09/2015	<5.0/<5.0	<2.0/<2.0	<2.0/<2.0	<2.0/<2.0	<2.0/<2.0	<2.0/<2.0	<2.0/<2.0	47/49	<0.5/<0.5	--	--	--	--	--	--	--	--	--	--	--
P-41	12/07/2015	<5.0/<5.0	<2.0/<2.0	<2.0/<2.0	<2.0/<2.0	<2.0/<2.0	<2.0/<2.0	<2.0/<2.0	44/41	<0.5/<0.5	--	--	--	--	--	--	--	--	--	--	--
P-41	06/06/2016	<5.0/<5.0	<2.0/<2.0	<2.0/<2.0	<2.0/<2.0	<2.0/<2.0	<2.0/<2.0	<2.0/<2.0	43/51	<0.5/<0.5	--	--	--	--	--	--	--	--	--	--	--
P-41	12/05/2016	<5.0/<5.0	<2.0/<2.0	<2.0/<2.0	<2.0/<2.0	<2.0/<2.0	<2.0/<2.0	<2.0/<2.0	44/40	<0.5/<0.5	--	--	--	--	--	--	--	--	--	--	--
P-41	07/13/2017	<5.0/<5.0	<2.0/<2.0	<2.0/<2.0	<2.0/<2.0	<2.0/<2.0	<2.0/<2.0	<2.0/<2.0	46/44	<5.0/<5.0	<0.20/<0.19	--	--	--	--	--	--	--	--	--	--
P-41	11/28/2017	<5.0/<5.0	<2.0/<2.0	<2.0/<2.0	<2.0/<2.0	<2.0/<2.0	<2.0/<2.0	<2.0/<2.0	39/38	<5.0/<5.0	0.25/0.23	--	--	--	--	--	--	--	--	--	--
P-41	06/25/2018	<5.0/<5.0	<2.0/<2.0	<2.0/<2.0	<2.0/<2.0	<2.0/<2.0	<2.0/<2.0	<2.0/<2.0	38/39	<0.50/<0.50	0.26/0.26	--	--	--	--	--	--	--	--	--	--
P-41	11/26/2018	<5.0/<5.0	<2.0/<2.0	<2.0/<2.0	<2.0/<2.0	<2.0/<2.0	<2.0/<2.0	<2.0/<2.0	38/38	<5.0/<5.0	0.20/0.24	--	--	--	--	--	--	--	--	--	--
P-41	05/13/2019	1.2J	<2.0R	0.45J	<2.0R	<2.0R	0.43J	<2.0R	38J	<5.0R	0.30	--	--	--	--	--	--	--	--	--	--
P-41	11/20/2019	1.0J	<2.0	0.40J	<2.0	<2.0	0.46J	<2.0	39	<5.0	0.31	--	--	--	--	--	--	--	--	--	--
P-41	05/20/2020	1.5J	<2.0	0.61J	<2.0	<2.0	0.59J	<2.0	41	<5.0	0.19	--	--	--	--	--	--	--	--	--	--
P-41	11/16/2020	1.0	<1.0	<0.50	<1.0	<1.0	0.47J	<1.0	31	<0.50	<0.50	--	--	--	--	--	--	--	--	--	--
P-41	05/11/2021	1.2	<1.0	0.32J	<1.0	<1.0	0.4J	<1.0	33	<0.50	0.72	--	--	--	--	--	--	--	--	--	--
P-41	11/17/2021	<1.0	<1.0	<0.50	<1.0	<1.0	<1.0	<1.0	9.1	<0.50	<0.50	--	--	--	--	--	--	--	--	--	--
P-41	05/05/2022	<1.0	<1.0	<0.50	<1.0	<1.0	<1.0	<1.0	5.7	<0.50	<0.50	--	--	--	--	--	--	--	--	--	--
P-41	10/25/2022	1.0	<1.0	0.29 J	<1.0	<1.0	<1.0	<1.0	25	<0.50	<0.50	--	--	--	--	--	--	--	--	--	--
P-42	05/27/1998	<5	<5	<5	<5	NA	<5	<5	<5	--	--	--	--	--	--	--	--	--	--	--	--
P-42	09/10/1998	<5	<5	<5	<5	NA	<5	<5	<5	--	--	--	--	--	--	--	--	--	--	--	--
P-42	11/19/1998	<5	<5	<5	<5	<5	<5	<5	<5	--	--	--	--	--	--	--	--	--	--	--	--
P-42	02/25/1999	<5	<5	<5	<5	<5	<5	<5	<5	--	--	--	--	--	--	--	--	--	--	--	--
P-42	09/20/2000	<5	<5	<5	<5	<5	<5	<5	<5	--	--	--	--	--	--	--	--	--	--	--	--
P-42	09/30/2002	<5	<5	<5	<5	<5	<5	<5	<5	--	--	--	--	--	--	--	--	--	--	--	--
P-42	08/21/2003	<5	<5	<5	<5	<5	<5	<5	<5	--	--	--	--	--	--	--	--	--	--	--	--
P-42	09/30/2005	<5	<2	<2	<2	<2	<2	<2	<2	<5	--	--	--	--	--	--	--	--	--	--	--
P-42A	06/13/2018	<5.0	<2.0	<2.0	<2.0	<2.0	<2.0	<2.0	<2.0	<0.50	<0.19	--	--	--	--	--	--	--	--	--	--
P-42A	11/27/2018	<5.0	<2.0	<2.0	<2.0	<2.0	<2.0	<2.0	<2.0	<5.0	<0.20	--	--	--	--	--	--	--	--	--	--
P-42A	02/26/2019	<5.0	<2.0	<2.0	<2.0	<2.0	<2.0	<2.0	<2.0	<5.0	<0.20	--	--	--	--	--	--	--	--	--	--
P-42A	05/15/2019	<5.0	<2.0	<2.0	<2.0	<2.0	<2.0	<2.0	<2.0	<5.0	<2.0	--	--	--	--	--	--	--	--	--	--
P-42A	11/21/2019	<5.0	<2.0	<2.0	<2.0	<2.0	<2.0	<2.0	<2.0	<5.0	<2.0	--	--	--	--	--	--	--	--	--	--
P-42A	05/19/2020	<5.0	<2.0	<2.0	<2.0	<2.0	<2.0	<2.0	<2.0	<5.0	<0.19	--	--	--	--	--	--	--	--	--	--
P-42A	11/18/2020	<1.0	<1.0	<0.50	<1.0	<1.0	<1.0	<1.0	<1.0	<0.50	<0.50	--	--	--	--	--	--	--	--	--	--

APPENDIX A-2

HISTORICAL GROUNDWATER ANALYTICAL RESULTS [1,2]

Former Ford Aeronutronic Property
Newport Beach, California

Well ID	Date	Volatile Organic Compounds[3] (µg/L)									Semi Volatile Organic Compounds[3] (µg/L)	Dissolved Gases[3] (µg/L)				Anions[3] (mg/L)				Dissolved Metals[3] (mg/L)	
		1,1-DCE	1,1-DCA	1,2- DCA	1,2-DCE (total)[4] cis	1,2-DCE (total)[4] trans	PCE	1,1,1-TCA	TCE	Vinyl Chloride	1, 4-Dioxane	Carbon Dioxide	Methane	Ethane	Ethylene	Nitrite	Nitrate	Sulfate	Chloride	Iron	Manganese
P-42A	05/13/2021	<1.0	<1.0	<0.50	<1.0	<1.0	<1.0	<1.0	<1.0	<0.50	<0.50	--	--	--	--	--	--	--	--	--	--
P-42A	05/03/2022	<1.0	<1.0	<0.50	<1.0	<1.0	<1.0	<1.0	<1.0	<0.50	<0.50	--	--	--	--	--	--	--	--	--	--
P-42A	10/28/2022	<1.0	<1.0	<0.50	<1.0	<1.0	<1.0	<1.0	<1.0	<0.50	<0.50	--	--	--	--	--	--	--	--	--	--
P-43	05/28/1998	<5	<5	<5	19	NA	<5	<5	240	--	--	--	--	--	--	--	--	--	--	--	--
P-43	09/10/1998	<10	<10	<10	19	NA	<10	<10	200	--	--	--	--	--	--	--	--	--	--	--	--
P-43	11/19/1998	<5	<5	<5	16	<5	<5	<5	200	--	--	--	--	--	--	--	--	--	--	--	--
P-43	02/27/1999	<5	<5	<5	21	<5	<5	<5	230	--	--	--	--	--	--	--	--	--	--	--	--
P-43	08/12/1999	<5	<5	<5	<5	<5	<5	<5	81	--	--	--	--	--	--	--	--	--	--	--	--
P-43	09/20/2000	<5	<5	<5	<5	<5	<5	<5	6	--	--	--	--	--	--	--	--	--	--	--	--
P-43	03/12/2001	<5	<5	<5	<5	<5	<5	<5	7.6	--	--	--	--	--	--	--	--	--	--	--	--
P-43	09/27/2001	<5	<5	<5	<5	<5	<5	<5	<5	--	--	--	--	--	--	--	--	--	--	--	--
P-43	09/27/2002	<5	<5	<5	<5	<5	<5	<5	10	--	--	--	--	--	--	--	--	--	--	--	--
P-43	08/20/2003	<5	<5	<5	<5	<5	<5	<5	11	--	--	--	--	--	--	--	--	--	--	--	--
P-43	05/06/2004	<5	<5	<5	<5	<5	<5	<5	14	--	--	--	--	--	--	--	--	--	--	--	--
P-43	06/28/2005	<5	<2	<2	3.6	<2	<2	<2	24	<5	--	--	--	--	--	--	--	--	--	--	--
P-43	11/15/2005	<5	<2	<2	4.3	<2	<2	<2	23	<5	--	--	--	--	--	--	--	--	--	--	--
P-44	03/16/1999	<5	<5	<5	<5	<5	<5	<5	<5	--	--	--	--	--	--	--	--	--	--	--	--
P-44	06/03/1999	<5	<5	<5	<5	<5	<5	<5	<5	--	--	--	--	--	--	--	--	--	--	--	--
P-44	08/10/1999	<5	<5	<5	<5	<5	<5	<5	<5	--	--	--	--	--	--	--	--	--	--	--	--
P-44	11/11/1999	<5	<5	<5	<5	<5	<5	<5	<5	--	--	--	--	--	--	--	--	--	--	--	--
P-44	09/19/2000	<5	<5	<5	<5	<5	<5	<5	<5	--	--	--	--	--	--	--	--	--	--	--	--
P-44	09/27/2001	<5	<5	<5	<5	<5	<5	<5	<5	--	--	--	--	--	--	--	--	--	--	--	--
P-44	09/27/2002	<5	<5	<5	<5	<5	<5	<5	<5	--	--	--	--	--	--	--	--	--	--	--	--
P-44	08/20/2003	<5	<5	<5	<5	<5	<5	<5	<5	--	--	--	--	--	--	--	--	--	--	--	--
P-45	03/16/1999	<5	<5	<5	<5	<5	<5	<5	<5	--	--	--	--	--	--	--	--	--	--	--	--
P-45	06/03/1999	<5	<5	<5	<5	<5	<5	<5	<5	--	--	--	--	--	--	--	--	--	--	--	--
P-45	08/11/1999	<5	<5	<5	<5	<5	<5	<5	<5	--	--	--	--	--	--	--	--	--	--	--	--
P-45	11/11/1999	<5	<5	<5	<5	<5	<5	<5	<5	--	--	--	--	--	--	--	--	--	--	--	--
P-45	09/19/2000	<5	<5	<5	<5	<5	<5	<5	<5	--	--	--	--	--	--	--	--	--	--	--	--
P-45	09/26/2001	<5	<5	<5	<5	<5	<5	<5	<5	--	--	--	--	--	--	--	--	--	--	--	--
P-45	09/27/2002	<5	<5	<5	<5	<5	<5	<5	<5	--	--	--	--	--	--	--	--	--	--	--	--
P-45	08/20/2003	<5	<5	<5	<5	<5	<5	<5	<5	--	--	--	--	--	--	--	--	--	--	--	--
P-46	09/26/2005	<5	<2	<2	43	<2	<2	<2	5.4	<5	--	--	--	--	--	--	--	--	--	--	--
P-46	11/14/2005	<10	<4	<4	48	<4	<4	<4	<4	<10	--	--	--	--	--	--	--	--	--	--	--
P-46	03/06/2006	<50	<20	<20	97	<20	<20	<20	<20	<50	--	--	--	--	--	--	--	--	--	--	--
P-46	05/08/2006	<5.0	2.1	<2.0	79	<2.0	<2.0	<2.0	2.1	<5.0	--	--	--	--	--	--	--	--	--	--	--
P-46	08/07/2006	<5.0	3.4	<2.0	110	3.2	<2.0	<2.0	7.8	<5.0	--	--	--	--	--	--	--	--	--	--	--
P-46	11/27/2006	<5.0	3.0	<2.0	100	3.0	<2.0	<2.0	13	<5.0	--	--	--	--	--	--	--	--	--	--	--
P-46	03/12/2007	<5.0/<5.0	3.6 /3.4	<2.0/<2.0	110/110	3.2/3.3	<2.0/<2.0	<2.0/<2.0	21/22	<5.0/<5.0	--	--	--	--	--	--	--	--	--	--	--
P-46	06/04/2007	<5.0/<5.0	3.3/3.6	<2.0/<2.0	100/110	3.3/3.4	<2.0/<2.0	<2.0/<2.0	25/25	<5.0/<5.0	--	--	--	--	--	--	--	--	--	--	--
P-46	08/20/2007	6.5/6.8	4.6/4.8	<2.0/<2.0	120/130	4.1/4.3	<2.0/<2.0	<2.0/<2.0	33/34	<5.0/<5.0	--	--	--	--	--	--	--	--	--	--	--
P-46	11/26/2007	6.2/6.8	4.3/4.3	<2.0/<2.0	93/94	4.0/4.2	<2.0/<2.0	<2.0/<2.0	44/44	<5.0/<5.0	--	--	--	--	--	--	--	--	--	--	--
P-46	02/11/2008	7.1/6.9	5.9/5.6	<2.0/<2.0	100/95	5.4/5.1	<2.0/<2.0	<2.0/<2.0	53/51	<5.0/<5.0	--	--	--	--	--	--	--	--	--	--	--
P-46	06/02/2008	6.9/6.2	5.5/5.1	<2.0/<2.0	86/81	4.6/4.2	<2.0/<2.0	<2.0/<2.0	69/67	<5.0/<5.0	--	--	--	--	--	--	--	--	--	--	--
P-46	08/11/2008	12/13	5.8/6.7	<2.0/<2.0	92/100	5.2/6.0	<2.0/<2.0	<2.0/<2.0	71/81	<5.0/<5.0	--	--	--	--	--	--	--	--	--	--	--
P-46	12/01/2008	12/13	5.9/5.9	<2.0/<2.0	88/90	5.9/6.2	<2.0/<2.0	<2.0/<2.0	72/72	<5.0/<5.0	--	--	--	--	--	--	--	--	--	--	--
P-46	06/01/2009	12	7.7	<2.0	97	6.2	<2.0	<2.0	110	<5.0	--	--	--	--	--	--	--	--	--	--	--

APPENDIX A-2

HISTORICAL GROUNDWATER ANALYTICAL RESULTS [1,2]

Former Ford Aeronutronic Property
Newport Beach, California

Well ID	Date	Volatile Organic Compounds[3] (µg/L)									Semi Volatile Organic Compounds[3] (µg/L)	Dissolved Gases[3] (µg/L)				Anions[3] (mg/L)				Dissolved Metals[3] (mg/L)	
		1,1-DCE	1,1-DCA	1,2- DCA	1,2-DCE (total)[4] cis	1,2-DCE (total)[4] trans	PCE	1,1,1-TCA	TCE	Vinyl Chloride	1, 4-Dioxane	Carbon Dioxide	Methane	Ethane	Ethylene	Nitrite	Nitrate	Sulfate	Chloride	Iron	Manganese
P-46	11/23/2009	17	7.9	<4.0	87	6.9	<4.0	<4.0	110	<10	--	--	--	--	--	--	--	--	--	--	--
P-46	06/07/2010	16	7.5	<2.0	84	7.0	<2.0	<2.0	110	<5.0	--	--	--	--	--	--	--	--	--	--	--
P-46	11/29/2010	14	5.5	<2.0	63	5.6	<2.0	<2.0	120	<5.0	--	--	--	--	--	--	--	--	--	--	--
P-46	06/13/2011	14	7.0	<2.0	73	6.9	<2.0	<2.0	130	<5.0	--	--	--	--	--	--	--	--	--	--	--
P-46	12/19/2011	15	5.8	<5.0	60	5.9	<5.0	<5.0	110	<12	--	--	--	--	--	--	--	--	--	--	--
P-46	06/04/2012	18	7.3	<2.0	72	7.8	<2.0	<2.0	120	<5.0	--	--	--	--	--	--	--	--	--	--	--
P-46	12/10/2012	16	7.0	<2.0	68	8.0	<2.0	<2.0	130	<5.0	--	--	--	--	--	--	--	--	--	--	--
P-46	07/01/2013	16	6.7	<2.0	60	7.0	<2.0	<2.0	140	<5.0	--	--	--	--	--	--	--	--	--	--	--
P-46	12/11/2013	13	<2.0	4.8	53	6.3	<2.0	<2.0	98	<5.0	--	--	--	--	--	--	--	--	--	--	--
P-46	06/02/2014	13	<2.0	6.2	65	7.7	<2.0	<2.0	110	<5.0	--	--	--	--	--	--	--	--	--	--	--
P-46	12/08/2014	11	<2.0	5.0	82	6.8	<2.0	<2.0	82	0.6	--	--	--	--	--	--	--	--	--	--	--
P-46	06/09/2015	11	<2.0	5.4	52	7.7	<2.0	<2.0	90	<0.5	--	--	--	--	--	--	--	--	--	--	--
P-46	12/07/2015	12	5.6	<2.0	55	9.2	<2.0	<2.0	89	0.73	--	--	--	--	--	--	--	--	--	--	--
P-46	06/06/2016	11	4.4	<2.0	52	9.1	<2.0	<2.0	100	<0.50	--	--	--	--	--	--	--	--	--	--	--
P-46	12/05/2016	9.3	4.4	<2.0	52	9.7	<2.0	<2.0	100	0.85	--	--	--	--	--	--	--	--	--	--	--
P-46	06/26/2017	10	5.0	<2.0	48	17	<2.0	<2.0	71	<0.50	8.6	--	--	--	--	--	--	--	--	--	--
P-46	11/27/2017	8.6	4.3	<2.0	45	16	<2.0	<2.0	56	<5.0	8.0	--	--	--	--	--	--	--	--	--	--
P-46	06/11/2018	8.6	4.5	<2.0	45	17	<2.0	<2.0	53	<0.50	9.5	--	--	--	--	--	--	--	--	--	--
P-46	11/26/2018	9	4.4	<2.0	46	19	<2.0	<2.0	55	<5.0	6.3	--	--	--	--	--	--	--	--	--	--
P-46	05/13/2019	8.4	3.8	<2.0	39	14	<2.0	<2.0	49	0.90J	7.6	--	--	--	--	--	--	--	--	--	--
P-46	11/25/2019	7.9J	3.8	<2.0	43	18	<2.0	<2.0	51	<5.0	8.0	--	--	--	--	--	--	--	--	--	--
P-46	05/18/2020	7.2	4.8	<2.0	39	20	<2.0	<2.0	45	1.3J	7.9	--	--	--	--	--	--	--	--	--	--
P-46	11/16/2020	5.7	2.8	<0.50	32	18	<1.0	<1.0	30	0.72	15.0	--	--	--	--	--	--	--	--	--	--
P-46	05/10/2021	8.6	3.8	<0.50	46	26	<1.0	<1.0	36	1.2	14	--	--	--	--	--	--	--	--	--	--
P-46	11/15/2021	8.1	3.7	<0.50	42	20	<1.0	<1.0	43	1.8	11	--	--	--	--	--	--	--	--	--	--
P-46	05/09/2022	8.9	3.9	<0.50	44	25	<1.0	<1.0	34	1.4	18	--	--	--	--	--	--	--	--	--	--
P-46	10/31/2022	7.8	3.6	<1.0	44	27	<2.0	<2.0	26	1.3	13	--	--	--	--	--	--	--	--	--	--
P-47	12/09/2014	<5.0	<2.0	<2.0	<2.0	<2.0	<2.0	<2.0	<2.0	<0.5	--	--	--	--	--	--	--	--	--	--	--
P-47	06/09/2015	<5.0	<2.0	<2.0	<2.0	<2.0	<2.0	<2.0	<2.0	<0.5	--	--	--	--	--	--	--	--	--	--	--
P-47	12/07/2015	<5.0	<2.0	<2.0	<2.0	<2.0	<2.0	<2.0	<2.0	<0.5	--	--	--	--	--	--	--	--	--	--	--
P-47	06/06/2016	<5.0	<2.0	<2.0	<2.0	<2.0	<2.0	<2.0	<2.0	<0.5	--	--	--	--	--	--	--	--	--	--	--
P-47	12/05/2016	<5.0	<2.0	<2.0	<2.0	<2.0	<2.0	<2.0	2.8	<0.5	--	--	--	--	--	--	--	--	--	--	--
P-47	06/26/2017	<5.0	<2.0	<2.0	<2.0	<2.0	<2.0	<2.0	<2.0	<0.50	<0.21	--	--	--	--	--	--	--	--	--	--
P-47	11/27/2017	<5.0	<2.0	<2.0	<2.0	<2.0	<2.0	<2.0	<2.0	<5.0UJ	0.20	--	--	--	--	--	--	--	--	--	--
P-47	06/08/2018	<5.0	<2.0	<2.0	<2.0	<2.0	<2.0	<2.0	<2.0	<0.50	0.26	--	--	--	--	--	--	--	--	--	--
P-47	11/28/2018	<5.0	<2.0	<2.0	<2.0	<2.0	<2.0	<2.0	2.2	<5.0	0.40	--	--	--	--	--	--	--	--	--	--
P-47	05/14/2019	<5.0	<2.0	<2.0	<2.0	<2.0	<2.0	<2.0	<2.0	<5.0	0.13J	--	--	--	--	--	--	--	--	--	--
P-47	11/25/2019	<5.0	<2.0	<2.0	<2.0	<2.0	<2.0	<2.0	1.6J	<5.0	0.16J	--	--	--	--	--	--	--	--	--	--
P-47	05/20/2020	<5.0	<2.0	<2.0	<2.0	<2.0	<2.0	<2.0	<2.0	<5.0	0.099J	--	--	--	--	--	--	--	--	--	--
P-47	11/17/2020	<1.0	<1.0	<0.50	<1.0	<1.0	<1.0	<1.0	<1.0	<0.50	<0.50	--	--	--	--	--	--	--	--	--	--
P-47	05/11/2021	<1.0	<1.0	<0.50	<1.0	<1.0	<1.0	<1.0	<1.0	<0.50	<0.50	--	--	--	--	--	--	--	--	--	--
P-47	11/17/2021	<2.0	<2.0	<1.0	<2.0	<2.0	<2.0	<2.0	<2.0	<1.0	<0.50	--	--	--	--	--	--	--	--	--	--
P-47	05/05/2022	<1.0	<1.0	<0.50	<1.0	<1.0	<1.0	<1.0	<1.0	<0.50	<0.50	--	--	--	--	--	--	--	--	--	--
P-47	10/25/2022	<1.0	<1.0	<0.50	<1.0	<1.0	<1.0	<1.0	<1.0	<0.50	<0.50	--	--	--	--	--	--	--	--	--	--
P-48	08/13/2014	<5.0	<2.0	<2.0	8.2	<2.0	<2.0	<2.0	<2.0	<5.0	--	--	--	--	--	--	--	--	--	--	--
P-48	12/09/2014	<5.0	<2.0	<2.0	4.1	<2.0	<2.0	<2.0	<2.0	<5.0	--	--	--	--	--	--	--	--	--	--	--
P-48	06/09/2015	<5.0	<2.0	<2.0	13	<2.0	<2.0	<2.0	<2.0	<5.0	--	--	--	--	--	--	--	--	--	--	--

APPENDIX A-2

HISTORICAL GROUNDWATER ANALYTICAL RESULTS [1,2]

Former Ford Aeronutronic Property
Newport Beach, California

Well ID	Date	Volatile Organic Compounds[3] (µg/L)									Semi Volatile Organic Compounds[3] (µg/L)	Dissolved Gases[3] (µg/L)				Anions[3] (mg/L)				Dissolved Metals[3] (mg/L)	
		1,1-DCE	1,1-DCA	1,2- DCA	1,2-DCE (total)[4] cis	1,2-DCE (total)[4] trans	PCE	1,1,1-TCA	TCE	Vinyl Chloride	1, 4-Dioxane	Carbon Dioxide	Methane	Ethane	Ethylene	Nitrite	Nitrate	Sulfate	Chloride	Iron	Manganese
P-48	12/07/2015	<5.0	<2.0	<2.0	16	<2.0	<2.0	<2.0	<2.0	<0.5	--	--	--	--	--	--	--	--	--	--	--
P-48	06/06/2016	<5.0	<2.0	<2.0	9	<2.0	<2.0	<2.0	<2.0	<0.5	--	--	--	--	--	--	--	--	--	--	--
P-48	12/05/2016	<5.0	<2.0	<2.0	17	<2.0	<2.0	<2.0	<2.0	<0.5	--	--	--	--	--	--	--	--	--	--	--
P-48	06/26/2017	<5.0	<2.0	<2.0	16	<2.0	<2.0	<2.0	<2.0	<0.50	3.6	--	--	--	--	--	--	--	--	--	--
P-48	11/27/2017	<5.0	<2.0	<2.0	15	<2.0	<2.0	<2.0	<2.0	<5.0	3.2	--	--	--	--	--	--	--	--	--	--
P-48	06/11/2018	<5.0	<2.0	<2.0	14	<2.0	<2.0	<2.0	<2.0	<0.50	3.8	--	--	--	--	--	--	--	--	--	--
P-48	11/28/2018	<5.0	<2.0	<2.0	13	<2.0	<2.0	<2.0	<2.0	<5.0	2.2	--	--	--	--	--	--	--	--	--	--
P-48	05/14/2019	1.0J	<2.0	<2.0	12	0.35J	<2.0	<2.0	1.1J	<5.0	3.9	--	--	--	--	--	--	--	--	--	--
P-48	11/25/2019	1.2J	<2.0	<2.0	14	0.48J	<2.0	<2.0	1.5J	<5.0	3.0	--	--	--	--	--	--	--	--	--	--
P-48	05/20/2020	1.4J	<2.0	<2.0	14	0.52J	<2.0	<2.0	1.4J	<5.0	3.3	--	--	--	--	--	--	--	--	--	--
P-48	11/17/2020	1.1J	<2.0	<1.0	13	<2.0	<2.0	<2.0	1.3J	<1.0	6.0	--	--	--	--	--	--	--	--	--	--
P-48	05/12/2021	1.2	<1.0	<0.50	15	0.38J	<1.0	<1.0	1.2	<0.50	6.4	--	--	--	--	--	--	--	--	--	--
P-48	11/17/2021	1.2J	<2.0	<1.0	15	<2.0	<2.0	<2.0	1.1J	<1.0	4.3	--	--	--	--	--	--	--	--	--	--
P-48	05/05/2022	1.1	<1.0	<0.50	12	0.48 J	<1.0	<1.0	0.98 J	<0.50	7.8	--	--	--	--	--	--	--	--	--	--
P-48	10/31/2022	1.2 J	<2.0	<1.0	14	<2.0	<2.0	<2.0	1.2 J	<1.0	6.6	--	--	--	--	--	--	--	--	--	--
P-49	12/07/2015	6.3	3.3	<2.0	25	2.6	<2.0	<2.0	60	0.90	--	--	--	--	--	--	--	--	--	--	--
P-49	06/06/2016	6.8	2.7	<2.0	24	2.8	<2.0	<2.0	76	<0.50	--	--	--	--	--	--	--	--	--	--	--
P-49	12/05/2016	6.9	3.4	<2.0	27	2.9	<2.0	<2.0	73	0.97	--	--	--	--	--	--	--	--	--	--	--
P-49	06/26/2017	5.5	2.8	<2.0	22	2.1	<2.0	<2.0	62	<5.0	5.1	--	--	--	--	--	--	--	--	--	--
P-49	11/29/2017	6.1	3.1	<2.0	22	2.6	<2.0	<2.0	58	<5.0	5.6	--	--	--	--	--	--	--	--	--	--
P-49	06/08/2018	5.5	3.2	<2.0	22	2.5	<2.0	<2.0	57	1.1	6.2	--	--	--	--	--	--	--	--	--	--
P-49	11/27/2018	5.4	3.0	<2.0	22	2.4	<2.0	<2.0	60	<5.0	4.4	--	--	--	--	--	--	--	--	--	--
P-49	05/14/2019	4.6J/4.8J	3.1/3.2	<2.0/<2.0	18/19	1.9J/2.1	<2.0/2.0	<2.0/2.0	57/58	0.87J/58	3.9/3.4	--	--	--	--	--	--	--	--	--	--
P-49	11/22/2019	6.3/6.6	3.2/3.3	<2.0/<2.0	24/25	2.8/2.8	<2.0/<2.0	<2.0/<2.0	65/67	0.77J/0.86J	6.1/5.8	--	--	--	--	--	--	--	--	--	--
P-49	05/21/2020	5.2	2.8	<2.0	23	2.7	<2.0	<2.0	57	<5.0	6.1	--	--	--	--	--	--	--	--	--	--
P-49	11/17/2020	6.1/5.6	2.9/3.0	<1.0/<1.0	24/26	2.3/2.4	<2.0/<2.0	<2.0/<2.0	68/68	<1.0/0.93J	10/11	--	--	--	--	--	--	--	--	--	--
P-49	05/12/2021	6.0/6.0	2.7/2.9	<0.50/<0.50	23/24	2.4/2.5	<1.0/<1.0	<1.0/<1.0	62/66	<0.50/<0.50	11/12	--	--	--	--	--	--	--	--	--	--
P-49	11/16/2021	6.4/6.3	3.1/3.0	<0.50/<0.50	27/25	3.1/3.0	<1.0/<1.0	<1.0/<1.0	65/65	0.60/0.57	8.3/9.1	--	--	--	--	--	--	--	--	--	--
P-49	05/06/2022	5.9/6.0	3.0/3.1	<0.50/<0.50	23/24	3.0/3.3	<1.0/<1.0	<1.0/<1.0	61/63	0.72/0.85	11/9.5	--	--	--	--	--	--	--	--	--	--
P-49	10/25/2022	5.0/4.8	2.9/2.8	<0.50/<0.50	24/24	2.8/2.8	<1.0/<1.0	<1.0/<1.0	53/51	0.49 J/0.44 J	11/8.9	--	--	--	--	--	--	--	--	--	--
P-50	12/07/2015	<5.0	<2.0	<2.0	<2.0	<2.0	<2.0	<2.0	<2.0	<0.5	--	--	--	--	--	--	--	--	--	--	--
P-50	06/06/2016	<5.0	<2.0	<2.0	<2.0	<2.0	<2.0	<2.0	<2.0	<0.5	--	--	--	--	--	--	--	--	--	--	--
P-50	12/05/2016	<5.0	<2.0	<2.0	<2.0	<2.0	<2.0	<2.0	<2.0	<0.5	--	--	--	--	--	--	--	--	--	--	--
P-50	07/10/2017	<5.0	<2.0	<2.0	<2.0	<2.0	<2.0	<2.0	<2.0	<5.0	<0.20	--	--	--	--	--	--	--	--	--	--
P-50	11/29/2017	<5.0	<2.0	<2.0	<2.0	<2.0	<2.0	<2.0	<2.0	<5.0	<0.20	--	--	--	--	--	--	--	--	--	--
P-50	06/08/2018	<5.0	<2.0	<2.0	<2.0	<2.0	<2.0	<2.0	<2.0	<0.50	<0.19	--	--	--	--	--	--	--	--	--	--
P-50	11/27/2018	<5.0	<2.0	<2.0	<2.0	<2.0	<2.0	<2.0	<2.0	<5.0	<0.20	--	--	--	--	--	--	--	--	--	--
P-50	05/14/2019	<5.0	<2.0	<2.0	<2.0	<2.0	<2.0	<2.0	<2.0	<5.0	<0.20	--	--	--	--	--	--	--	--	--	--
P-50	11/22/2019	<5.0	<2.0	<2.0	<2.0	<2.0	<2.0	<2.0	<2.0	<5.0	<0.20	--	--	--	--	--	--	--	--	--	--
P-50	05/21/2020	<5.0	<2.0	<2.0	<2.0	<2.0	<2.0	<2.0	<2.0	<5.0	<0.19	--	--	--	--	--	--	--	--	--	--
P-50	11/17/2020	<2.0	<2.0	<1.0	<2.0	<2.0	<2.0	<2.0	<2.0	<1.0	<0.50	--	--	--	--	--	--	--	--	--	--
P-50	05/13/2021	<2.0	<2.0	<1.0	<2.0	<2.0	<2.0	<2.0	<2.0	<1.0	<0.50	--	--	--	--	--	--	--	--	--	--
P-50	11/16/2021	<1.0	<1.0	<0.50	<1.0	<1.0	<1.0	<1.0	<1.0	<0.50	<0.50	--	--	--	--	--	--	--	--	--	--
P-50	05/06/2022	<1.0	<1.0	<0.50	<1.0	<1.0	<1.0	<1.0	<1.0	<0.50	<0.50	--	--	--	--	--	--	--	--	--	--
P-50	10/26/2022	<1.0	<1.0	<0.50	<1.0	<1.0	<1.0	<1.0	<1.0	<0.50	<0.50	--	--	--	--	--	--	--	--	--	--
P-51	12/07/2015	<5.0	<2.0	<2.0	<2.0	<2.0	<2.0	<2.0	<2.0	<0.5	--	--	--	--	--	--	--	--	--	--	--
P-51	06/06/2016	<5.0	<2.0	<2.0	<2.0	<2.0	<2.0	<2.0	<2.0	<0.5	--	--	--	--	--	--	--	--	--	--	--

APPENDIX A-2

HISTORICAL GROUNDWATER ANALYTICAL RESULTS [1,2]

Former Ford Aeronutronic Property
Newport Beach, California

Well ID	Date	Volatile Organic Compounds[3] (µg/L)									Semi Volatile Organic Compounds[3] (µg/L)	Dissolved Gases[3] (µg/L)				Anions[3] (mg/L)				Dissolved Metals[3] (mg/L)	
		1,1-DCE	1,1-DCA	1,2- DCA	1,2-DCE (total)[4] cis	1,2-DCE (total)[4] trans	PCE	1,1,1-TCA	TCE	Vinyl Chloride	1, 4-Dioxane	Carbon Dioxide	Methane	Ethane	Ethylene	Nitrite	Nitrate	Sulfate	Chloride	Iron	Manganese
P-51	12/05/2016	<5.0	<2.0	<2.0	<2.0	<2.0	<2.0	<2.0	<2.0	<0.5	--	--	--	--	--	--	--	--	--	--	--
P-51	06/28/2017	<5.0	<2.0	<2.0	<2.0	<2.0	<2.0	<2.0	<2.0	<5.0	0.44	--	--	--	--	--	--	--	--	--	--
P-51	11/29/2017	<5.0	<2.0	<2.0	<2.0	<2.0	<2.0	<2.0	2.1	<5.0	0.45	--	--	--	--	--	--	--	--	--	--
P-51	06/08/2018	<5.0	<2.0	<2.0	<2.0	<2.0	<2.0	<2.0	<2.0	<0.50	0.55	--	--	--	--	--	--	--	--	--	--
P-51	11/27/2018	<5.0	<2.0	<2.0	<2.0	<2.0	<2.0	<2.0	2.4	<5.0	0.52	--	--	--	--	--	--	--	--	--	--
P-51	05/14/2019	<5.0	<2.0	<2.0	0.65J	<2.0	<2.0	<2.0	1.5J	<5.0	0.35	--	--	--	--	--	--	--	--	--	--
P-51	11/22/2019	<5.0	<2.0	<2.0	0.82J	<2.0	<2.0	<2.0	1.6J	<5.0	0.47	--	--	--	--	--	--	--	--	--	--
P-51	05/21/2020	<5.0	<2.0	<2.0	0.49J	<2.0	<2.0	<2.0	0.88J	<5.0	0.36	--	--	--	--	--	--	--	--	--	--
P-51	11/17/2020	<2.0	<2.0	<1.0	<2.0	<2.0	<2.0	<2.0	1.1J	<1.0	<0.50	--	--	--	--	--	--	--	--	--	--
P-51	05/12/2021	<2.0	<2.0	<1.0	<2.0	<2.0	<2.0	<2.0	0.74J	<1.0	<0.50	--	--	--	--	--	--	--	--	--	--
P-51	11/16/2021	<1.0	<1.0	<0.50	<1.0	<1.0	<1.0	<1.0	0.63J	<0.50	1.1	--	--	--	--	--	--	--	--	--	--
P-51	05/06/2022	<1.0	<1.0	<0.50	<1.0	<1.0	<1.0	<1.0	0.60 J	<0.50	<0.50	--	--	--	--	--	--	--	--	--	--
P-51	10/25/2022	<1.0	<1.0	<0.50	<1.0	<1.0	<1.0	<1.0	1.0 U	<0.50	<0.50	--	--	--	--	--	--	--	--	--	--
P-52	11/27/2018	<5.0	<2.0	<2.0	<2.0	<2.0	<2.0	<2.0	48	<5.0	0.62	--	--	--	--	--	--	--	--	--	--
P-52	02/26/2019	<5.0/<5.0	<2.0/<2.0	<2.0/<2.0	<2.0/<2.0	<2.0/<2.0	<2.0/<2.0	<2.0	83/70	<5.0/<5.0	0.70/0.55	--	--	--	--	--	--	--	--	--	--
P-52	05/15/2019	1.8J	<2.0	1.6J	<2.0	<2.0	0.91J	<2.0	70	<5.0	0.55	--	--	--	--	--	--	--	--	--	--
P-52	08/22/2019	1.4J/1.4J	<2.0/<2.0	1.4J/1.4J	<2.0/<2.0	<2.0/<2.0	0.81J/0.80J	<2.0/<2.0	66/67	<5.0/<5.0	0.48/0.50	--	--	--	--	--	--	--	--	--	--
P-52	11/21/2019	1.3J/1.3J	<2.0/<2.0	1.3J/1.4J	<2.0/<2.0	<2.0/<2.0	0.71J/0.84J	<2.0/<2.0	66/67	<5.0/<5.0	0.73/0.60	--	--	--	--	--	--	--	--	--	--
P-52	05/19/2020	1.1J	<2.0	0.95J	<2.0	<2.0	0.79J	<2.0	67	<5.0	0.65	--	--	--	--	--	--	--	--	--	--
P-52	11/18/2020	1.5	<1.0	1.1	<1.0	<1.0	0.93J	<1.0	73	<0.50	<0.50	--	--	--	--	--	--	--	--	--	--
P-52	05/12/2021	1.2	<1.0	0.85	<1.0	<1.0	1.0	<1.0	65	<0.50	2.2	--	--	--	--	--	--	--	--	--	--
P-52	11/18/2021	1.3	<1.0	0.83	<1.0	<1.0	0.77J	<1.0	67	<0.50	1.5	--	--	--	--	--	--	--	--	--	--
P-52	05/03/2022	1.2	<1.0	0.78	<1.0	<1.0	0.89 J	<1.0	64	<0.50	<0.50	--	--	--	--	--	--	--	--	--	--
P-52	10/27/2022	1.6	<1.0	0.74	<1.0	<1.0	0.91 J	<1.0	70	<0.50	0.71	--	--	--	--	--	--	--	--	--	--
P-53	11/27/2018	<5.0	<2.0	<2.0	<2.0	<2.0	<2.0	<2.0	<2.0	<5.0	0.27	--	--	--	--	--	--	--	--	--	--
P-53	02/26/2019	<5.0	<2.0	<2.0	<2.0	<2.0	<2.0	<2.0	<2.0	<5.0	0.21	--	--	--	--	--	--	--	--	--	--
P-53	05/15/2019	<5.0	<2.0	<2.0	<2.0	<2.0	<2.0	<2.0	<2.0	<5.0	0.29	--	--	--	--	--	--	--	--	--	--
P-53	08/22/2019	<5.0	<2.0	<2.0	<2.0	<2.0	<2.0	<2.0	<2.0	<5.0	0.19	--	--	--	--	--	--	--	--	--	--
P-53	11/21/2019	<5.0	<2.0	<2.0	<2.0	<2.0	<2.0	<2.0	<2.0	<5.0	0.25	--	--	--	--	--	--	--	--	--	--
P-53	05/19/2020	<5.0	<2.0	<2.0	<2.0	<2.0	<2.0	<2.0	<2.0	<5.0	0.35	--	--	--	--	--	--	--	--	--	--
P-53	11/18/2020	<1.0	<1.0	<0.50	<1.0	<1.0	<1.0	<1.0	<1.0	<0.50	0.97	--	--	--	--	--	--	--	--	--	--
P-53	05/13/2021	<1.0	<1.0	<0.50	<1.0	<1.0	<1.0	<1.0	<1.0	<0.50	<0.50	--	--	--	--	--	--	--	--	--	--
P-53	11/18/2021	<1.0	<1.0	<0.50	<1.0	<1.0	<1.0	<1.0	<1.0	<0.50	0.86	--	--	--	--	--	--	--	--	--	--
P-53	05/03/2022	<1.0	<1.0	<0.50	<1.0	<1.0	<1.0	<1.0	<1.0	<0.50	1.3	--	--	--	--	--	--	--	--	--	--
P-53	10/27/2022	<1.0	<1.0	<0.50	<1.0	<1.0	<1.0	<1.0	<1.0	<0.50	1.4	--	--	--	--	--	--	--	--	--	--
P-54	11/26/2018	<5.0/<5.0	<2.0/<2.0	<2.0/<2.0	<2.0/<2.0	<2.0/<2.0	<2.0/<2.0	<2.0/<2.0	7.6/7.4	<5.0/<5.0	0.68/0.64	--	--	--	--	--	--	--	--	--	--
P-54	02/26/2019	<5.0	<2.0	<2.0	<2.0	<2.0	<2.0	<2.0	12	<5.0	1.2	--	--	--	--	--	--	--	--	--	--
P-54	05/15/2019	<5.0	<2.0	<2.0	0.63J	<2.0	<2.0	<2.0	11	<5.0	1.1	--	--	--	--	--	--	--	--	--	--
P-54	08/22/2019	<5.0	<2.0	<2.0	0.57J	<2.0	<2.0	<2.0	13	<5.0	0.58	--	--	--	--	--	--	--	--	--	--
P-54	11/21/2019	<5.0	<2.0	<2.0	0.70J	<2.0	<2.0	<2.0	11	<5.0	0.97	--	--	--	--	--	--	--	--	--	--
P-54	05/21/2020	<5.0	<2.0	<2.0	0.70J	<2.0	<2.0	<2.0	11	<5.0	1.1	--	--	--	--	--	--	--	--	--	--
P-54	11/18/2020	<1.0	<1.0	<0.50	1.3J	<1.0	<1.0	<1.0	14	<0.50	<0.50	--	--	--	--	--	--	--	--	--	--
P-54	05/12/2021	<1.0	<1.0	<0.50	0.90J	<1.0	<1.0	<1.0	11	<0.50	2.6	--	--	--	--	--	--	--	--	--	--
P-54	11/18/2021	<1.0	<1.0	<0.50	1.5	<1.0	<1.0	<1.0	12	<0.50	1.4	--	--	--	--	--	--	--	--	--	--
P-54	05/03/2022	<1.0	<1.0	<0.50	1.1	<1.0	<1.0	<1.0	12	<0.50	3.0	--	--	--	--	--	--	--	--	--	--
P-54	12/15/2022	<1.0/<1.0	<1.0/<1.0	<0.50/<0.20	2.0/2.1	<1.0/<1.0	<1.0/<1.0	<1.0/<1.0	11/12	<0.50/<0.50	2.2/1.7	--	--	--	--	--	--	--	--	--	--
P-55	11/27/2018	<5.0	<2.0	<2.0	2.0	<2.0	<2.0	<2.0	4.0	<5.0	0.37	--	--	--	--	--	--	--	--	--	--

APPENDIX A-2

HISTORICAL GROUNDWATER ANALYTICAL RESULTS [1,2]

Former Ford Aeronutronic Property
Newport Beach, California

Well ID	Date	Volatile Organic Compounds[3] (µg/L)									Semi Volatile Organic Compounds[3] (µg/L)	Dissolved Gases[3] (µg/L)				Anions[3] (mg/L)				Dissolved Metals[3] (mg/L)	
		1,1-DCE	1,1-DCA	1,2- DCA	1,2-DCE (total)[4] cis	1,2-DCE (total)[4] trans	PCE	1,1,1-TCA	TCE	Vinyl Chloride	1, 4-Dioxane	Carbon Dioxide	Methane	Ethane	Ethylene	Nitrite	Nitrate	Sulfate	Chloride	Iron	Manganese
P-55	02/26/2019	<5.0	<2.0	<2.0	2.9	<2.0	<2.0	<2.0	5.4	<5.0	0.38	--	--	--	--	--	--	--	--	--	--
P-55	05/14/2019	<5.0	<2.0	<2.0	3.5	<2.0	<2.0	<2.0	2.9	<5.0	0.32	--	--	--	--	--	--	--	--	--	--
P-55	08/22/2019	<5.0	<2.0	<2.0	3.0	<2.0	<2.0	<2.0	2.7	<5.0	0.41	--	--	--	--	--	--	--	--	--	--
P-55	11/21/2019	<5.0	<2.0	<2.0	2.3	<2.0	<2.0	<2.0	3.3	<5.0	0.37	--	--	--	--	--	--	--	--	--	--
P-55	05/19/2020	<5.0	<2.0	<2.0	2.4	<2.0	<2.0	<2.0	2.3	<5.0	0.42	--	--	--	--	--	--	--	--	--	--
P-55	11/17/2020	<1.0	<1.0	<0.50	2.1	<1.0	<1.0	<1.0	2.5	<0.50	<0.50	--	--	--	--	--	--	--	--	--	--
P-55	05/12/2021	<1.0	<1.0	<0.50	2.4	<1.0	<1.0	<1.0	2.2	<0.50	0.62	--	--	--	--	--	--	--	--	--	--
P-55	11/17/2021	<1.0	<1.0	<0.50	2.3	<1.0	<1.0	<1.0	1.7	<0.50	<0.50	--	--	--	--	--	--	--	--	--	--
P-55	05/03/2022	<1.0	<1.0	<0.50	2.7	<1.0	<1.0	<1.0	2.3	<0.50	<0.50	--	--	--	--	--	--	--	--	--	--
P-55	10/25/2022	<1.0	<1.0	<0.50	2.5	<1.0	<1.0	<1.0	2.8 J+	<0.50	<0.50	--	--	--	--	--	--	--	--	--	--
P-55	10/27/2022	<1.0	<1.0	<0.50	2.3	<1.0	<1.0	<1.0	3.0	<0.50	0.88	--	--	--	--	--	--	--	--	--	--
P-56	11/24/2020	<1.0/<1.0	<1.0/<1.0	<0.50/<0.50	<1.0/<1.0	<1.0/<1.0	<1.0/<1.0	<1.0/<1.0	8.6/8.2	<0.50/<0.50	2.0/2.2	--	--	--	--	--	--	--	--	--	--
P-56	05/11/2021	<1.0	<1.0	<0.50	<1.0	<1.0	<1.0	<1.0	13	<0.50	2.0	--	--	--	--	--	--	--	--	--	--
P-56	08/10/2021	<2.0/<2.0	<2.0/<2.0	<1.0/<1.0	<2.0/<2.0	<2.0/<2.0	<2.0/<2.0	<2.0/<2.0	15/14	<1.0/<1.0	1.6/1.5	--	--	--	--	--	--	--	--	--	--
P-56	11/17/2021	<2.0	<2.0	<1.0	<2.0	<2.0	<2.0	<2.0	12	<1.0	1.2	--	--	--	--	--	--	--	--	--	--
P-56	03/23/2022	--	--	--	--	--	--	--	--	--	--	24,000	98	<1.0	1.5	2.8	12	1,300	2,900	0.47	0.35
P-56	05/05/2022	<1.0/<1.0	<1.0/<1.0	<0.50/<0.50	<1.0/<1.0	<1.0/<1.0	<1.0/<1.0	<1.0/<1.0	12/14	<0.50/<0.50	2.6/2.3	23,000/19,000	90/82	<1.0/<1.0	1.8/1.8	<0.50/<0.50	9.2/9.3	1,100/1,100	2,900/2,900	1.0 U/1.0 U	0.31/0.31
P-56	08/23/2022	<1.0	<1.0	<0.50	<1.0	<1.0	<1.0	<1.0	17	<0.50	2.1	6,500	82	<1.0	2.2	<0.50	11	1,200	3,100	0.083 J	0.30
P-56	10/26/2022	<1.0	<1.0	<0.50	<1.0	<1.0	<1.0	<1.0	18	<0.50	1.2	40,000	38	<1.0	0.97 J	<0.10	13	1,100	2,800	<0.50	0.25
P-57	03/24/2022	0.61J	<1.0	<0.50	<1.0	<1.0	2.5	<1.0	19	<0.50	1.8	40,000	<1.0	<1.0	<1.0	<0.10	3.9	460	170 J-	<0.10	0.025
P-57	05/04/2022	0.52J	<1.0	<0.50	<1.0	<1.0	2.9	<1.0	22	<0.50	1.7	26,000	<1.0	<1.0	<1.0	<0.10	4.0	450	180	<0.50	0.023 J
P-57	08/23/2022	0.44 J	<1.0	<0.50	<1.0	<1.0	2.9	<1.0	20	<0.50	0.68	6,500	<1.0 UJ	<1.0 UJ	<1.0 UJ	<0.10	3.9	470	190	<0.50	0.014 J
P-57	10/27/2022	0.47 J	<1.0	<0.50	<1.0	<1.0	2.0	<1.0	21	<0.50	0.92	34,000	0.31 J	<1.0	<1.0	<0.10	3.7	430	170	0.15 J	0.0046 J
P-58	03/24/2022	0.76 J/0.91 J	<1.0/<1.0	<0.50/<0.50	<1.0/<1.0	<1.0/<1.0	2.7/2.8	<1.0/<1.0	24/24	<0.50/<0.50	<0.50/<0.50	23,000/22,000	<1.0/<1.0	<1.0/<1.0	<1.0/<1.0	<0.10/<0.10	7.6/6.4	550/550	240 J-/230 J-	0.21/0.17	0.044/0.043
P-58	05/04/2022	0.81 J	<1.0	<0.50	<1.0	<1.0	3.0	<1.0	23	<0.50	<0.50	16,000	<1.0	<1.0	<1.0	<0.10	6.4	600	260	0.014 J	0.023 J
P-58	08/24/2022	0.95 J/0.88 J	<1.0/<1.0	<0.50/<0.50	<1.0/<1.0	<1.0/<1.0	2.4/2.3	<1.0/<1.0	24/22	<0.50/<0.50	<0.50/<0.50	22,000/24,000	0.13 J/<1.0	<1.0/<1.0	<1.0/<1.0	<0.10/<0.10	6.5/6.4	600/610	260/260	<0.50/<0.50	0.030 J/0.033 J
P-58	10/27/2022	0.96 J/0.79 J	<1.0/<1.0	<0.50/<0.50	<1.0/<1.0	<1.0/<1.0	2.8/2.3	<1.0/<1.0	26/24	<0.50/<0.50	<0.50/<0.50	25,000/26,000	<1.0/<1.0	<1.0/<1.0	<1.0/<1.0	<0.10/<0.10	6.1/6.2	530/540	250/250	<0.50/<0.50	0.023 J/0.022 J
P-59	03/24/2022	<1.0	<1.0	<0.50	<1.0	<1.0	<1.0	<1.0	5.7	<0.50	<0.50	16,000	<1.0	<1.0	<1.0	<0.10	2.0	280	120 J-	0.073 J	0.028
P-59	05/04/2022	<1.0	<1.0	<0.50	<1.0	<1.0	<1.0	<1.0	8.0	<0.50	<0.50	18,000	<1.0	<1.0	<1.0	0.13	3.3	290	130	<0.50	0.0059 J
P-59	08/25/2022	<1.0	<1.0	<0.50	<1.0	<1.0	<1.0	<1.0	4.2	<0.50	<0.50	20,000	<1.0 UJ	<1.0 UJ	<1.0 UJ	<0.10	3.4	260	110	<0.50	<0.050
P-59	10/27/2022	<1.0	<1.0	<0.50	<1.0	<1.0	<1.0	<1.0	4.8	<0.50	<0.50	20,000	<1.0	<1.0	<1.0	<0.10	3.6	250	110	<0.50	0.0026 J
P-60	03/24/2022	<1.0	<1.0	<0.50	<1.0	<1.0	<1.0	<1.0	12	<0.50	<0.50	19,000	<1.0	<1.0	<1.0	<0.10	3.1	280	160 J-	<0.10	0.077
P-60	05/04/2022	<1.0	<1.0	<0.50	<1.0	<1.0	<1.0	<1.0	12	<0.50	<0.50	17,000	<1.0	<1.0	<1.0	<0.10	3.9	280	150	<0.50	0.030 J
P-60	08/24/2022	<1.0	<1.0	<0.50	<1.0	<1.0	<1.0	<1.0	12	<0.50	<0.50	19,000	<1.0	<1.0	<1.0	<0.10	4.0	300	150	<0.50	<0.050
P-60	10/28/2022	<1.0	<1.0	<0.50	<1.0	<1.0	<1.0	<1.0	12	<0.50	<0.50	20,000	<1.0	<1.0	<1.0	<0.10	3.8	320	160	<0.50	0.0015 J
P-61	05/04/2022	0.60 J	<1.0	<0.50	<1.0	<1.0	<1.0	<1.0	6.7	<0.50	<0.50	20,000	<1.0	<1.0	<1.0	<0.10	5.9	390	210	<0.50	0.021 J
P-61	08/24/2022	0.85 J	<1.0	<0.50	<1.0	<1.0	<1.0	<1.0	7.3	<0.50	<0.50	18,000	0.11 J	<1.0	<1.0	<0.10	5.2	400	190	0.013 J	0.0074 J
P-61	10/28/2022	0.86 J	<1.0	<0.50	<1.0	<1.0	<1.0	<1.0	9.3	<0.50	<0.50	20,000	1.0 U	<1.0	<1.0	<0.10	4.7	320	160	0.46 J	0.012 J
P-62	06/27/2022	<1.0	<1.0	<0.50	<1.0	<1.0	<1.0	<1.0	4.0	<0.50	<0.50	40,000	<1.0	<1.0	<1.0	<0.10	4.8	530	890	<0.50	0.20
P-62	08/25/2022	0.43 J	<1.0	<0.50	<1.0	<1.0	<1.0	<1.0	5.8	<0.50	<0.50	36,000	<1.0 UJ	<1.0 UJ	<1.0 UJ	<0.10	5.1	500	900	0.017 J	0.065
P-62	10/26/2022	<1.0	<1.0	<0.50	<1.0	<1.0	<1.0	<1.0	2.8	<0.50	<0.50	7,600	<1.0	<1.0	<1.0	<0.10	5.5	510	1,000	<0.50	0.010 J
P-63	06/27/2022	3.1	<1.0	1.3	0.64 J	<1.0	0.73 J	<1.0	42	<0.50	<0.50	27,000	<1.0	<1.0	<1.0	<0.10	9.1	500	420	<0.50	0.046 J
P-63	08/25/2022	3.8	<1.0	1.4	0.81 J	<1.0	0.84 J	<1.0	56	<0.50	<0.50	38,000	<1.0 UJ	<1.0 UJ	<1.0 UJ	<0.10	8.6	530	420	<0.50	0.015 J
P-63	10/26/2022	3.4	<1.0	1.7	0.87 J	<1.0	0.67 J	<1.0	52	<0.50	<0.50	31,000	<1.0	<1.0	<1.0	<0.10	4.9	550	440	<0.50	0.010 J
P-64	06/27/2022	1.2	<1.0	0.53	<1.0	<1.0	1.2	<1.0	12	<0.50	<0.50	30,000	<1.0	<1.0	<1.0	<0.10	2.1	380	230	<0.50	0.056
P-64	08/25/2022	1.3	<1.0	0.54	0.46 J	<1.0	1.4	<1.0	14	<0.50	<0.50	22,000	<1.0 UJ	<1.0 UJ	<1.0 UJ	<0.10	1.9	360	220	<0.50	0.021 J
P-64	10/26/2022	1.4	<1.0	0.51	<1.0	<1.0	1.4	<1.0	13	<0.50	<0.50	26,000	<1.0	<1.0	<1.0	<0.10	1.9	360	220	<0.50	0.0089 J

APPENDIX A-2

HISTORICAL GROUNDWATER ANALYTICAL RESULTS [1,2]

Former Ford Aeronutronic Property
Newport Beach, California

Well ID	Date	Volatile Organic Compounds[3] (µg/L)									Semi Volatile Organic Compounds[3] (µg/L)	Dissolved Gases[3] (µg/L)				Anions[3] (mg/L)				Dissolved Metals[3] (mg/L)	
		1,1-DCE	1,1-DCA	1,2- DCA	1,2-DCE (total)[4] cis	1,2-DCE (total)[4] trans	PCE	1,1,1-TCA	TCE	Vinyl Chloride	1, 4-Dioxane	Carbon Dioxide	Methane	Ethane	Ethylene	Nitrite	Nitrate	Sulfate	Chloride	Iron	Manganese
PZ-4	05/08/2006	<50	<20	<20	45	<20	<20	<20	<20	<50	--	--	--	--	--	--	--	--	--	--	--
PZ-6	03/06/2006	<5.0	3.6	<2.0	48	2.1	<2.0	<2.0	21	<5.0	--	--	--	--	--	--	--	--	--	--	--
PZ-6	05/08/2006	7.3	5.1	<2.0	60	2.9	<2.0	<2.0	44	<5.0	--	--	--	--	--	--	--	--	--	--	--
PZ-6	08/07/2006	6.4	5.1	<2.0	62	3.3	<2.0	<2.0	29	<5.0	--	--	--	--	--	--	--	--	--	--	--
PZ-6	11/27/2006	22	9.9	<2.0	90	9.8	<2.0	<2.0	150	<5.0	--	--	--	--	--	--	--	--	--	--	--
PZ-6	03/12/2007	17	7.8	<2.0	68	6.8	<2.0	<2.0	120	<5.0	--	--	--	--	--	--	--	--	--	--	--
PZ-6	06/04/2007	15	6.4	<2.0	57	5.8	<2.0	<2.0	110	<5.0	--	--	--	--	--	--	--	--	--	--	--
PZ-6	08/20/2007	14	6.2	<2.0	54	6.0	<2.0	2.0	99	<5.0	--	--	--	--	--	--	--	--	--	--	--
PZ-6	11/26/2007	16	6.9	<2.0	61	7.1	<2.0	<2.0	110	<5.0	--	--	--	--	--	--	--	--	--	--	--
PZ-6	02/11/2008	12	8.2	<2.0	67	7.8	<2.0	<2.0	110	<5.0	--	--	--	--	--	--	--	--	--	--	--
PZ-6	06/02/2008	9.7	6.4	<2.0	53	5.6	<2.0	<2.0	110	<5.0	--	--	--	--	--	--	--	--	--	--	--
PZ-6	08/11/2008	16	7.1	<2.0	60	6.8	<2.0	<2.0	100	<5.0	--	--	--	--	--	--	--	--	--	--	--
PZ-6	12/01/2008	15	6.2	<2.0	53	7.2	<2.0	<2.0	100	<5.0	--	--	--	--	--	--	--	--	--	--	--
PZ-6	06/01/2009	<5.0	<2.0	<2.0	15	<2.0	<2.0	<2.0	9.4	<5.0	--	--	--	--	--	--	--	--	--	--	--
PZ-6	11/23/2009	<5.0	<2.0	<2.0	17	<2.0	<2.0	<2.0	13	<5.0	--	--	--	--	--	--	--	--	--	--	--
PZ-6	06/07/2010	<5.0	<2.0	<2.0	8.4	<2.0	<2.0	<2.0	3.6	<5.0	--	--	--	--	--	--	--	--	--	--	--
PZ-6	11/29/2010	<5.0	<2.0	<2.0	10	<2.0	<2.0	<2.0	6.9	<5.0	--	--	--	--	--	--	--	--	--	--	--
PZ-6	06/13/2011	<5.0	<2.0	<2.0	<2.0	<2.0	<2.0	<2.0	<2.0	<5.0	--	--	--	--	--	--	--	--	--	--	--
PZ-6	12/19/2011	<5.0	<2.0	<2.0	<2.0	<2.0	<2.0	<2.0	<2.0	<5.0	--	--	--	--	--	--	--	--	--	--	--
PZ-6	06/04/2012	<5.0	<2.0	<2.0	<2.0	<2.0	<2.0	<2.0	<2.0	<5.0	--	--	--	--	--	--	--	--	--	--	--
PZ-6	12/10/2012	<5.0	<2.0	<2.0	<2.0	<2.0	<2.0	<2.0	<2.0	<5.0	--	--	--	--	--	--	--	--	--	--	--
PZ-6	07/01/2013	<5.0	<2.0	<2.0	<2.0	<2.0	<2.0	<2.0	<2.0	<5.0	--	--	--	--	--	--	--	--	--	--	--
PZ-6	12/11/2013	<5.0	<2.0	<2.0	<2.0	<2.0	<2.0	<2.0	<2.0	<5.0	--	--	--	--	--	--	--	--	--	--	--
PZ-6	06/02/2014	--	--	--	--	--	--	--	--	--	--	--	--	--	--	--	--	--	--	--	--
PZ-6	12/08/2014	<5.0	<2.0	<2.0	<2.0	<2.0	<2.0	<2.0	<2.0	<0.5	--	--	--	--	--	--	--	--	--	--	--
PZ-6	06/09/2015	<5.0	<2.0	<2.0	<2.0	<2.0	<2.0	<2.0	<2.0	<0.5	--	--	--	--	--	--	--	--	--	--	--
IW-3	03/06/2006	<50	<20	<20	<20	<20	<20	<20	<20	<50	--	--	--	--	--	--	--	--	--	--	--
IW-3	05/08/2006	<50	<20	<20	<20	<20	<20	<20	<20	<50	--	--	--	--	--	--	--	--	--	--	--
IW-7	03/06/2006	<50	<20	<20	29	<20	<20	<20	27	71	--	--	--	--	--	--	--	--	--	--	--
IW-7	05/08/2006	<20	<8.0	<8.0	27	<8.0	<8.0	<8.0	<8.0	27	--	--	--	--	--	--	--	--	--	--	--
IW-7	08/07/2006	<25	<10	<10	<10	<10	<10	<10	<10	36	--	--	--	--	--	--	--	--	--	--	--
IW-7	11/28/2006	<5.0	<2.0	<2.0	2.4	3	<2.0	<2.0	2.6	58	--	--	--	--	--	--	--	--	--	--	--
IW-7	03/12/2007	<50	<20	<20	<20	<20	<20	<20	<20	<50	--	--	--	--	--	--	--	--	--	--	--
IW-7	06/04/2007	<5.0	2.4	<2.0	2.2	3.2	<2.0	<2.0	2.7	45	--	--	--	--	--	--	--	--	--	--	--
IW-7	08/21/2007	<5.0	3.6	<2.0	7.4	3	<2.0	<2.0	8.8	36	--	--	--	--	--	--	--	--	--	--	--
IW-7	11/28/2007	<5.0	2.0	<2.0	<2.0	2.8	<2.0	<2.0	2.8	63	--	--	--	--	--	--	--	--	--	--	--
IW-7	02/12/2008	<5.0	<2.0	<2.0	<2.0	2.4	<2.0	<2.0	2	38	--	--	--	--	--	--	--	--	--	--	--
IW-7	06/03/2008	<2.0	2.1	<2.0	<2.0	2.9	<2.0	<2.0	2.9	32	--	--	--	--	--	--	--	--	--	--	--
IW-7	08/12/2008	<5.0	<2.0	<2.0	<2.0	<2.0	<2.0	<2.0	<2.0	<5.0	--	--	--	--	--	--	--	--	--	--	--
IW-7	12/02/2008	<5.0	<2.0	<2.0	2.4	2.1	<2.0	<2.0	2.7	27	--	--	--	--	--	--	--	--	--	--	--
IW-7	06/01/2009	<5.0	2.0	<2.0	<2.0	3.0	<2.0	<2.0	2	42	--	--	--	--	--	--	--	--	--	--	--
IW-7	11/23/2009	<5.0	2.0	<2.0	<2.0	2.7	<2.0	<2.0	<2.0	41	--	--	--	--	--	--	--	--	--	--	--
IW-7	06/07/2010	<5.0	<2.0	<2.0	<2.0	2.1	<2.0	<2.0	2	41	--	--	--	--	--	--	--	--	--	--	--
IW-7	11/29/2010	<5.0	2	<2.0	2.2	<2.0	<2.0	<2.0	2.5	36	--	--	--	--	--	--	--	--	--	--	--
IW-7	06/13/2011	<5.0	2.1	<2.0	2.2	2.7	<2.0	<2.0	2.7	33	--	--	--	--	--	--	--	--	--	--	--
IW-7	12/19/2011	<5.0	<2.0	<2.0	2.0	2.2	<2.0	<2.0	2.6	26	--	--	--	--	--	--	--	--	--	--	--
IW-7	06/04/2012	<5.0	<2.0	<2.0	2.0	2.1	<2.0	<2.0	2.2	29	--	--	--	--	--	--	--	--	--	--	--

APPENDIX A-2

HISTORICAL GROUNDWATER ANALYTICAL RESULTS [1,2]

Former Ford Aeronutronic Property
Newport Beach, California

Well ID	Date	Volatile Organic Compounds[3] (µg/L)									Semi Volatile Organic Compounds[3] (µg/L)	Dissolved Gases[3] (µg/L)				Anions[3] (mg/L)				Dissolved Metals[3] (mg/L)	
		1,1-DCE	1,1-DCA	1,2- DCA	1,2-DCE (total)[4] cis	1,2-DCE (total)[4] trans	PCE	1,1,1-TCA	TCE	Vinyl Chloride	1, 4-Dioxane	Carbon Dioxide	Methane	Ethane	Ethylene	Nitrite	Nitrate	Sulfate	Chloride	Iron	Manganese
IW-7	12/10/2012	<5.0	2.2	<2.0	2.5	2.6	<2.0	<2.0	2.7	29	--	--	--	--	--	--	--	--	--	--	--
IW-7	06/24/2013	<5.0	<2.0	<2.0	2.1	2.1	<2.0	<2.0	<2.0	22	--	--	--	--	--	--	--	--	--	--	--
IW-7	12/11/2013	<5.0	<2.0	<2.0	2.2	<2.0	<2.0	<2.0	2	19	--	--	--	--	--	--	--	--	--	--	--
IW-7	06/02/2014	<5.0	<2.0	<2.0	2.4	<2.0	<2.0	<2.0	2	23	--	--	--	--	--	--	--	--	--	--	--
IW-7	12/09/2014	<5.0	<2.0	<2.0	2.4	<2.0	<2.0	<2.0	2.0	21	--	--	--	--	--	--	--	--	--	--	--
IW-7	06/09/2015	<5.0	<2.0	<2.0	<2.0	<2.0	<2.0	<2.0	2.0	13	--	--	--	--	--	--	--	--	--	--	--

Notes

1. Historical data (pre-August 2006) were obtained from ARCADIS.
2. Only select analytes are reported in table.
3. Samples were collected and analyzed for VOCs, 1,4-Dioxane, select dissolved gases, select anions, and select dissolved metals by U.S. EPA Methods 8260B, 8270C SIM, RSK-175, 300.0, and 6010B, respectively, by Eurofins Calscience LLC. of Tustin, California.
4. Early results for 1,2-DCE were reported as total 1,2-DCE (the sum of detectable concentrations of cis-1,2-DCE and trans-1,2-DCE). More recent 1,2-DCE results reported as cis-1,2-DCE and trans-1,2-DCE separately.

Abbreviations

-- = not analyzed per current monitoring plan
/ = First number is the primary sample result, second number is the duplicate the sample result.
< = The constituent was not detected at or above the laboratory reporting limit shown.
µg/L = micrograms per liter
mg/L = milligrams per liter
DCA = dichloroethane
DCE = dichloroethene
J = The result is an estimated quantity. The associated numerical value is the approximate concentration of the analyte in the sample.
J+ = The result is an estimated quantity, but the result may be biased high.
J- = The result is an estimated quantity, but the result may be biased low.
NA = not analyzed
PCE = tetrachloroethene
SIM = selective ion monitoring
R = The reported value is rejected and is considered to be unusable.
TCA = trichloroethane
TCE = trichloroethene
U = The analyte was analyzed for, but was not detected above the level of the reported sample quantitation limit.
UJ = The analyte was analyzed for, but was not detected. The reported quantitation limit is approximate and may be inaccurate or imprecise.
U.S. EPA = U.S. Environmental Protection Agency
VOCs = volatile organic compounds

TABLE A-3

HISTORICAL SURFACE WATER SAMPLING RESULTS

Former Ford Aeronutronic Property

Newport Beach, California

Sampling Location	Sample ID	Date Sampled	Volatile Organic Compounds [1] (µg/L)									Semi Volatile Organic Compounds [1] (µg/L)
			1,1-DCE	1,1-DCA	1,2-DCA	cis-1,2-DCE	trans-1,2-DCE	PCE	1,1,1-TCA	TCE	Vinyl Chloride	1,4-Dioxane
Bonita Creek Area												
BC-1	BC-SW-1	5/29/2018	<5.0	<2.0	<2.0	<2.0	<2.0	<2.0	<2.0	<2.0	<0.50	**2.8** [2]
BC-2	BC-SW-2	5/29/2018	<5.0	<2.0	<2.0	<2.0	<2.0	<2.0	<2.0	<2.0	<0.50	**2.9**
	BC-SW-2	5/1/2020	<5.0	<2.0	<2.0	<2.0	<2.0	<2.0	<2.0	**0.80 J**	<5.0	--
	BC-SW-2	12/10/2020	<1.0	<1.0	<0.50	<1.0	<1.0	<1.0	<1.0	**0.82 J**	<0.50	**5.3**
	BC-SW-2	5/13/2021	<1.0	<1.0	<0.50	<1.0	<1.0	<1.0	<1.0	**0.44 J**	<0.50	--
	BC-SW-2	11/19/2021	<4.0	<4.0	<2.0	<4.0	<4.0	<4.0	<4.0	<4.0	<2.0	--
	BC-SW-2	5/9/2022	<2.0	<2.0	<1.0	<2.0	<2.0	<2.0	<2.0	**0.87 J**	<1.0	--
BC-3	BC-SW-3	5/30/2018	<5.0	<2.0	<2.0	<2.0	<2.0	<2.0	<2.0	<2.0	<0.50	**4.2**
	BC-SW-3	10/28/2019	<5.0	<2.0	<2.0	**0.63 J**	<2.0	<2.0	**0.25 J**	**7.1**	<5.0	**0.48**
BC-4	BC-SW-4	10/28/2019	<5.0	<2.0	<2.0	<2.0	<2.0	<2.0	<2.0	<2.0	<5.0	**1.1**
BC-5	BC-SW-5	10/28/2019	<5.0	<2.0	<2.0	<2.0	<2.0	<2.0	<2.0	<2.0	<5.0	**1.1**
BC-6	BC-SW-6	10/28/2019	<5.0	<2.0	<2.0	<2.0	<2.0	<2.0	<2.0	<2.0	<5.0	**1.9**
	BC-SW-6-DUP	10/28/2019	<5.0	<2.0	<2.0	<2.0	<2.0	<2.0	<2.0	<2.0	<5.0	**2.0**
BC-7	BC-SW-7	5/1/2020	<5.0	<2.0	<2.0	<2.0	<2.0	<2.0	**0.47 J**	**9.6**	<5.0	--
	BC-SW-7-DUP	5/1/2020	<5.0	<2.0	<2.0	<2.0	<2.0	<2.0	**0.43 J**	**9.9**	<5.0	--
	BC-SW-7	12/10/2020	<1.0	<1.0	<0.50	<1.0	<1.0	<1.0	<1.0	**3.4**	<0.50	<0.50
	BC-SW-7	5/13/2021	<1.0	<1.0	**0.24 J**	**0.96 J**	<1.0	<1.0	<1.0	**4.9**	<0.50	--
	BC-SW-7	11/19/2021	<1.0	<1.0	<0.50	<1.0	<1.0	**0.41 J**	<1.0	**8.7**	<0.50	--
	BC-SW-7	5/9/2022	<2.0	<2.0	<1.0	<2.0	<2.0	<2.0	<2.0	**5.5**	<1.0	--
BC-8	BC-SW-8	5/1/2020	<5.0	<2.0	<2.0	<2.0	<2.0	<2.0	<2.0	**0.53 J**	<5.0	--
	BC-SW-8	12/10/2020	<1.0	<1.0	<1.0	<1.0	<1.0	<1.0	<1.0	**1.2**	<0.50	**4.0**
	BC-SW-8	5/13/2021	<1.0	<1.0	<0.50	<1.0	<1.0	<1.0	<1.0	**0.39 J**	<0.50	--
	BC-SW-8-Dup	5/13/2021	<1.0	<1.0	<0.50	<1.0	<1.0	<1.0	<1.0	**0.44 J**	<0.50	--
	BC-SW-8	11/19/2021	<2.0	<2.0	<1.0	<2.0	<2.0	<2.0	<2.0	**0.95 J**	<1.0	--
	BC-SW-8-Dup	11/19/2021	<2.0	<2.0	<1.0	<2.0	<2.0	<2.0	<2.0	<2.0	<1.0	--
	BC-SW-8	5/9/2022	<2.0	<2.0	<1.0	<2.0	<2.0	<2.0	<2.0	**0.80 J**	<1.0	--
	BC-SW-8-Dup	5/9/2022	<2.0	<2.0	<1.0	<2.0	<2.0	<2.0	<2.0	**0.98 J**	<1.0	--

TABLE A-3

HISTORICAL SURFACE WATER SAMPLING RESULTS
Former Ford Aeronutronic Property
Newport Beach, California

Notes
1. Samples were collected and analyzed for VOCs and 1,4-Dioxane in accordance with U.S. EPA Methods 8260B and 8270C SIM, respectively, by Eurofins Calscience LLC of Garden Grove or Tustin, California.
2. Analyte detections are shown in **bold.**

Abbreviations
-- = not analyzed
< = The constituent was not detected at or above the laboratory reporting limit shown.
µg/L = micrograms per liter
BC = Bonita Creek
DCA = dichloroethane
DCE = dichloroethene
J = The result is an estimated quantity. The associated numerical value is the approximate concentration of the analyte in the sample.
Dup = duplicate sample
PCE = tetrachloroethene
SIM = selective ion monitoring
SW = surface water
TCA = trichloroethane
TCE = trichloroethene
U.S. EPA = United States Environmental Protection Agency
VOCs = volatile organic compounds

TABLE A-4

HISTORICAL SOIL GAS SAMPLING RESULTS
Former Ford Aeronutronic Facility
Newport Beach, California

Sampling Location	Sample ID	Date Sampled [2]	Depth of Sample (feet bgs)	Volatile Organic Compounds [1] (µg/m³)									Leak Detection Compounds [1]						
				1,1-DCE	1,1-DCA	1,2-DCA	cis-1,2-DCE	trans-1,2-DCE	PCE	1,1,1-TCA	TCE	Vinyl Chloride	2-Propanol (µg/m³)	Heptane (µg/m³)	Hexane (µg/m³)	Pentane (µg/m³)	Helium (ppmv)	TFA (µg/m³)	DFA (µg/m³)
North Area Soil Gas Probes *																			
SG-8	SG-8-5	06/11/2018	5.0	<100	<200	<200	<200	<200	**100** [3]	<200	**140**	<100	<290	--	--	--	--	--	--
SG-8	SG-8-5	07/02/2018	5.0	**5.0 J**	<8.0	<8.0	<8.0	<8.0	**163**	<8.0	**151**	<8.0	--	<400	<400	<400	--	--	--
SG-8	SG-8-5	01/22/2019	5.0	<8.0	<8.0	<8.0	<8.0	<8.0	**96**	<8.0	**85**	<8.0	--	<80	<80	<80	--	--	--
SG-8	SG-8-5 REP	01/22/2019	5.0	<8.0	<8.0	<8.0	<8.0	<8.0	**93**	<8.0	**80**	<8.0	--	<80	<80	<80	--	--	--
SG-8	SG-8-5	07/24/2019	5.0	<8.0	<8.0	<8.0	<8.0	<8.0	**166**	<8.0	**109**	<8.0 UJ	--	<80	<80	<80	--	--	--
SG-8	SG-8-5	08/21/2020	5.0	**4.0 J**	<8.0	<8.0	<8.0	<8.0	**166**	<8.0	**147**	<8.0	--	<80	<80	<80	--	--	--
SG-8	SG-8-5	02/05/2020	5.0	<8.0	<8.0	<8.0	<8.0	<8.0	**86**	<8.0	**119**	<8.0	--	<80	<80	<80	--	--	--
SG-8	SG-8-5	01/14/2021	5.0	<8.0	<8.0	<8.0	<8.0	<8.0	**73**	<8.0	**67**	<8.0	--	<80	<80	<80	--	--	--
SG-8	SG-8-5	09/16/2021	5.0	<8.0	<8.0	<8.0	<8.0	<8.0	**110 J**	<8.0	**93**	<8.0	--	<80	<80	<80	--	--	--
SG-8	SG-8-5	01/05/2022	5.0	<4.0	<4.0	<4.0	<4.0	<4.0	**66**	<4.0	**94**	<4.0	--	<40	<40	<40	--	--	--
SG-8	SG-8-5	08/08/2022	5.0	<100	<100	<20	<100	<100	**110**	<100	**79**	<10	--	--	--	--	--	--	<100
SG-8	SG-8-15	06/11/2018	15.0	<100	<200	<200	<200	<200	**130**	<200	**2000** [4]	<100	<290	--	--	--	--	--	--
SG-8	SG-8-15	07/02/2018	15.0	**29**	<8.0	<8.0	<8.0	<8.0	**103**	<8.0	**1,110**	<8.0	--	<400	<400	<400	--	--	--
SG-8	SG-8-15	01/22/2019	15.0	**36**	<8.0	<8.0	<8.0	<8.0	**128**	<8.0	**1,550**	<8.0	--	<80	<80	<80	--	--	--
SG-9	SG-9-5	06/11/2018	5.0	<100	<200	<200	<200	<200	<100	<200	<100	<100	<290	--	--	--	--	--	--
SG-9	SG-9-5	07/02/2018	5.0	<8.0	<8.0	<8.0	<8.0	<8.0	**23**	<8.0	**31**	<8.0	--	<400	<400	<400	--	--	--
SG-9	SG-9-5	01/24/2019	5.0	**4.0 J**	<8.0	<8.0	<8.0	<8.0	**8.0**	<8.0	**61**	<8.0	--	<80	<80	<80	--	--	--
SG-9	SG-9-5	07/24/2019	5.0	<8.0	<8.0	<8.0	<8.0	<8.0	**21**	<8.0	**12**	<8.0 UJ	--	<80	<80	<80	--	--	--
SG-9	SG-9-5	02/06/2020	5.0	<8.0	<8.0	<8.0	<8.0	<8.0	**7.0 J**	<8.0	**18**	<8.0	--	<80	<80	<80	--	--	--
SG-9	SG-9-5	08/12/2020	5.0	<8.0 UJ	<8.0	<8.0	<8.0	<8.0	<8.0	<8.0	**5.0 J**	<8.0	--	<80	<80	<80	--	--	--
SG-9	SG-9-5	01/15/2021	5.0	<8.0	<8.0	<8.0	<8.0	<8.0	<8.0	<8.0	**27**	<8.0	--	<80	<80	<80	--	--	--
SG-9	SG-9-15	06/11/2018	15.0	<100	<200	<200	<200	<200	<100	<200	**290**	<100	<290	--	--	--	--	--	--
SG-9	SG-9-15	07/02/2018	15.0	<8.0	**3.0 J**	<8.0	<8.0	<8.0	**28**	**4.0 J**	**267**	<8.0	--	<400	<400	<400	--	--	--
SG-9	SG-9-15	01/24/2019	15.0	**6.0 J**	<8.0	<8.0	<8.0	<8.0	**18**	<8.0	**236**	<8.0	--	<80	<80	<80	--	--	--
SG-9	SG-9-15	07/24/2019	15.0	<8.0	<8.0	<8.0	<8.0	<8.0	**28**	<8.0	**217**	<8.0 UJ	--	<80	<80	<80	--	--	--
SG-9	SG-9-15	02/06/2020	15.0	<8.0	<8.0	<8.0	<8.0	<8.0	**20**	<8.0	**89**	<8.0	--	<80	<80	<80	--	--	--
SG-9	SG-9-15 REP	02/06/2020	15.0	<8.0	<8.0	<8.0	<8.0	<8.0	**27 J+**	<8.0	**83 J+**	<8.0	--	<80	<80	<80	--	--	--
SG-9	SG-9-15	08/12/2020	15.0	<8.0 UJ	<8.0	<8.0	<8.0	<8.0	**7.0 J**	<8.0	**180**	<8.0	--	<80	<80	<80	--	--	--
SG-9	SG-9-15 REP	08/12/2020	15.0	<8.0 UJ	<8.0	<8.0	<8.0	<8.0	**7.0 J**	<8.0	**167**	<8.0	--	<80	<80	<80	--	--	--
SG-9	SG-9-15	01/15/2021	15.0	<8.0	<8.0	<8.0	<8.0	<8.0	**10**	<8.0	**163**	<8.0	--	<80	<80	<80	--	--	--
SG-9	SG-9-15 REP	01/15/2021	15.0	<8.0	<8.0	<8.0	<8.0	<8.0	**9.0**	<8.0	**163**	<8.0	--	<80	<80	<80	--	--	--
SG-9A	SG-9A-5	09/17/2021	5.0	<8.0	<8.0	<8.0	<8.0	<8.0	**12**	<8.0	<8.0	<8.0	--	<80	<80	<80	--	--	--
SG-9A	SG-9A-5	01/06/2022	5.0	<4.0	<4.0	<4.0	<4.0	<4.0	<4.0	<4.0	<4.0	<4.0	--	<40	<40	<40	--	--	--
SG-9A	SG-9A-5	08/12/2022	5.0	<100	<100	<20	<100	<100	<20	<100	<20	<10	--	--	--	--	--	--	<100
SG-9A	SG-9A-15	09/17/2021	15.0	<8.0	<8.0	<8.0	<8.0	<8.0	**21**	<8.0	**146**	<8.0	--	<80	<80	<80	--	--	--
SG-9A	SG-9A-15	01/06/2022	15.0	<4.0	<4.0	<4.0	<4.0	<4.0	**12**	<4.0	**130 J+**	<4.0	--	<40	<40	<40	--	--	--
SG-9A	SG-9A-15	08/12/2022	15.0	<100	<100	<20	<100	<100	<20	<100	**89**	<10	--	--	--	--	--	--	<100
SG-10	SG-10-5	06/11/2018	5.0	<100	<200	<200	<200	<200	**170**	<200	**3,200**	<100	<290	--	--	--	--	--	--
SG-10	SG-10-5	07/02/2018	5.0	<8.0	<8.0	<8.0	<8.0	<8.0	**225**	<8.0	**3,520**	<8.0	--	<400	<400	<400	--	--	--
SG-10	SG-10-5	09/22/2018	5.0	<8.0	<8.0	<8.0	<8.0	<8.0	**152**	<8.0	**1,980**	<8.0	--	<400	<400	<400	--	--	--
SG-10	SG-10-5	01/24/2019	5.0	**5.0 J**	<8.0	<8.0	<8.0	<8.0	**88**	<8.0	**2,470**	<8.0	--	<80	<80	<80	--	--	--
SG-10	SG-10-5	07/24/2019	5.0	<8.0	<8.0	<8.0	<8.0	<8.0	**154**	<8.0	**1,900**	<8.0	--	<80	<80	<80	--	--	--
SG-10	SG-10-5	02/06/2020	5.0	<8.0	<8.0	<8.0	<8.0	<8.0	**76**	<8.0	**1,530**	<8.0	--	<80	<80	<80	--	--	--
SG-10	SG-10-5	08/19/2020	5.0	<8.0	<8.0	<8.0	<8.0	<8.0	**144**	<8.0	**1,410**	<8.0	--	<80	<80	<80	--	--	--
SG-10	SG-10-5	01/15/2021	5.0	<8.0	<8.0	<8.0	<8.0	<8.0	**56**	<8.0	**1,110**	<8.0	--	<80	<80	<80	--	--	--
SG-10	SG-10-15	06/11/2018	15.0	<100	<200	<200	<200	<200	**280**	<200	**12,000**	<100	<290	--	--	--	--	--	--
SG-10	SG-10-15	07/02/2018	15.0	**26**	**3.0 J**	<8.0	<8.0	<8.0	**384**	<8.0	**17,100**	<8.0	--	<400	<400	<400	--	--	--
SG-10	SG-10-15	09/22/2018	15.0	**16**	<8.0	**77**	<8.0	<8.0	**348**	<8.0	**14,400**	<8.0	--	<400	<400	<400	--	--	--
SG-10	SG-10-15	01/24/2019	15.0	**30**	<8.0	<8.0	<8.0	<8.0	**324**	<8.0	**12,900**	<8.0	--	<80	<80	<80	--	--	--

TABLE A-4

HISTORICAL SOIL GAS SAMPLING RESULTS
Former Ford Aeronutronic Facility
Newport Beach, California

Sampling Location	Sample ID	Date Sampled [2]	Depth of Sample (feet bgs)	Volatile Organic Compounds [1] (µg/m³)									Leak Detection Compounds [1]						
				1,1-DCE	1,1-DCA	1,2-DCA	cis-1,2-DCE	trans-1,2-DCE	PCE	1,1,1-TCA	TCE	Vinyl Chloride	2-Propanol (µg/m³)	Heptane (µg/m³)	Hexane (µg/m³)	Pentane (µg/m³)	Helium (ppmv)	TFA (µg/m³)	DFA (µg/m³)
SG-10	SG-10-15	07/24/2019	15.0	**9.0**	<8.0	**43**	<8.0	<8.0	**274**	<8.0	**10,300**	<8.0	--	<80	<80	<80	--	--	--
SG-10	SG-10-15	02/06/2020	15.0	<8.0	<8.0	<8.0	<8.0	<8.0	**280**	<8.0	**9,710**	<8.0	--	<80	<80	<80	--	--	--
SG-10	SG-10-15	08/19/2020	15.0	<8.0	<8.0	**36**	<8.0	<8.0	**292**	<8.0	**9,480**	<8.0	--	<80	<80	<80	--	--	--
SG-10	SG-10-15	01/15/2021	15.0	<8.0	<8.0	**33**	<8.0	<8.0	**276**	<8.0	**8,630**	<8.0	--	<80	<80	<80	--	--	--
SG-10A	SG-10A-5	09/17/2021	5.0	<8.0	<8.0	<8.0	<8.0	<8.0	**96**	<8.0	**2,680**	<8.0	--	<80	<80	<80	--	--	--
SG-10A	SG-10A-5	01/06/2022	5.0	<4.0	<4.0	<4.0	<4.0	<4.0	**76**	<4.0	**2,300 J**	<4.0	--	<40	<40	<40	--	--	--
SG-10A	SG-10A-5	08/12/2022	5.0	<100	<100	<20	<100	<100	**97**	<100	**2,500**	<10	--	--	--	--	--	--	<100
SG-10A	SG-10A-15	09/17/2021	15.0	<8.0	<8.0	<8.0	<8.0	<8.0	**158**	<8.0	**6,400**	<8.0	--	<80	<80	<80	--	--	--
SG-10A	SG-10A-15	01/06/2022	15.0	<4.0	<4.0	<4.0	<4.0	<4.0	**158**	<4.0	**6,120 J**	<4.0	--	<40	<40	<40	--	--	--
SG-10A	SG-10A-15	08/12/2022	15.0	<100	<100	<20	<100	<100	**160**	<100	**5,600**	<10	--	--	--	--	--	--	<100
SG-11	SG-11-5	06/11/2018	5.0	<100	<200	<200	<200	<200	**130**	<200	<100	<100	<290	--	--	--	--	--	--
SG-11	SG-11-5	07/02/2018	5.0	<8.0	<8.0	<8.0	<8.0	<8.0	**132**	<8.0	**8.0 J**	<8.0	--	<400	<400	<400	--	--	--
SG-11	SG-11-5	01/25/2019	5.0	<8.0	<8.0	<8.0	<8.0	<8.0	**110**	<8.0	<8.0	<8.0	--	<80	<80	<80	--	--	--
SG-11	SG-11-5	07/24/2019	5.0	<8.0	<8.0	<8.0	<8.0	<8.0	**168**	<8.0	<8.0	<8.0 UJ	--	<80	<80	<80	--	--	--
SG-11	SG-11-5	01/29/2020	5.0	**3.0 J**	<8.0	<8.0	<8.0	<8.0	**119**	<8.0	**6.0 J**	<8.0	--	<80	<80	<80	--	--	--
SG-11	SG-11-5	08/19/2020	5.0	<8.0 R	<8.0 R	<8.0 R	<8.0 R	<8.0 R	**147 R**	<8.0 R	**5.0 R**	<8.0 R	--	**3,660**	**3,610**	**1,480**	**--**	**--**	--
SG-11	SG-11-5	01/15/2021	5.0	<8.0 R	<8.0 R	<8.0 R	<8.0 R	<8.0 R	**90 R**	<8.0 R	<8.0 R	<8.0 R	--	**57,500**	**30,500**	**14,700**	**--**	**--**	--
SG-11	SG-11-5	09/17/2021	5.0	<8.0 R	<8.0 R	<8.0 R	<8.0 R	<8.0 R	**129 R**	<8.0 R	<8.0 R	<8.0 R	--	**50,400**	**86,500**	**137,000**	**--**	**--**	--
SG-11	SG-11-5	01/21/2022	5.0	<4.0	<4.0	<4.0	<4.0	<4.0	**84**	<4.0	**18 J**	<4.0	--	<40	<40	<40	--	--	--
SG-11	SG-11-5 REP	01/21/2022	5.0	<4.0	<4.0	<4.0	<4.0	<4.0	**86**	<4.0	**25 J**	<4.0	--	<40	<40	<40	--	--	--
SG-11	SG-11-15	06/11/2018	15.0	<100	<200	<200	<200	<200	**140**	<200	<100	<100	<290	--	--	--	--	--	--
SG-11	SG-11-15	07/02/2018	15.0	<8.0	<8.0	<8.0	<8.0	<8.0	**170**	<8.0	**12**	<8.0	--	<400	<400	<400	--	--	--
SG-11	SG-11-15	01/25/2019	15.0	<8.0	<8.0	<8.0	<8.0	<8.0	**149**	<8.0	**6.0 J**	<8.0	--	<80	<80	<80	--	--	--
SG-11	SG-11-15 REP	01/25/2019	15.0	<8.0	<8.0	<8.0	<8.0	<8.0	**149**	<8.0	**4.0 J**	<8.0	--	<80	<80	<80	--	--	--
SG-11	SG-11-15	07/24/2019	15.0	<8.0	<8.0	<8.0	<8.0	<8.0	**179**	<8.0	<8.0	<8.0 UJ	--	<80	<80	<80	--	--	--
SG-11	SG-11-15	01/29/2020	15.0	<8.0	<8.0	<8.0	<8.0	<8.0	**148**	<8.0	**17**	<8.0	--	<80	<80	<80	--	--	--
SG-11A	SG-11A-5	08/22/2022	5.0	<100 UJ	<100	<20	<100	<100 UJ	**58 J+**	<100	<20	<10	--	--	--	--	--	--	<100
SG-11A	SG-11A-15	08/22/2022	15.0	<100 UJ	<100	<20	<100	<100 UJ	**71 J+**	<100	<20	<10	--	--	--	--	--	--	<100
SG-12	SG-12-5	06/11/2018	5.0	<100	<200	<200	<200	<200	<100	<200	<100	<100	<290	--	--	--	--	--	--
SG-12	SG-12-5	07/02/2018	5.0	<8.0	<8.0	<8.0	<8.0	<8.0	**54**	<8.0	**7.0 J**	<8.0	--	<400	<400	<400	--	--	--
SG-12	SG-12-5	01/24/2019	5.0	<8.0	<8.0	<8.0	<8.0	<8.0	**28**	<8.0	<8.0	<8.0	--	<80	<80	<80	--	--	--
SG-12	SG-12-5	07/24/2019	5.0	<8.0	<8.0	<8.0	<8.0	<8.0	**38**	<8.0	<8.0	<8.0	--	<80	<80	<80	--	--	--
SG-12	SG-12-5	02/05/2020	5.0	<8.0	<8.0	<8.0	<8.0	<8.0	**32**	<8.0	**4.0 J**	<8.0	--	<80	<80	<80	--	--	--
SG-12	SG-12-5 REP	02/05/2020	5.0	<8.0	<8.0	<8.0	<8.0	<8.0	**33**	<8.0	<8.0	<8.0	--	<80	<80	<80	--	--	--
SG-12	SG-12-5	08/19/2020	5.0	<8.0	<8.0	<8.0	<8.0	<8.0	**93**	<8.0	**15**	<8.0	--	<80	<80	<80	--	--	--
SG-12	SG-12-5	01/15/2021	5.0	<8.0	<8.0	<8.0	<8.0	<8.0	**32**	<8.0	<8.0	<8.0	--	<80	<80	<80	--	--	--
SG-12	SG-12-5	09/17/2021	5.0	<8.0	<8.0	<8.0	<8.0	<8.0	**66**	<8.0	**6.0 J**	<8.0	--	<80	<80	<80	--	--	--
SG-12	SG-12-5	01/20/2022	5.0	<4.0	<4.0	<4.0	<4.0	<4.0	**37**	<4.0	**9.0 J+**	<4.0	--	<40	<40	<40	--	--	--
SG-12	SG-12-5	08/22/2022	5.0	<100 UJ	<100	<20	<100	<100 UJ	**27 J+**	<100	<20	<10	--	--	--	--	--	--	<100
SG-12	SG-12-15	06/11/2018	15.0	<100	<200	<200	<200	<200	**240**	<200	**410**	<100	<290	--	--	--	--	--	--
SG-12	SG-12-15	07/02/2018	15.0	**54**	<8.0	<8.0	<8.0	<8.0	**277**	<8.0	**529**	<8.0	--	<400	<400	<400	--	--	--
SG-12	SG-12-15	01/24/2019	15.0	**22**	<8.0	<8.0	<8.0	<8.0	**364**	<8.0	**415**	<8.0	--	<80	<80	<80	--	--	--
SG-12	SG-12-15	08/22/2022	15.0	<100 UJ	<100	<20	<100	<100 UJ	**150 J+**	<100	**570 J+**	<10	--	--	--	--	--	--	<100
SG-13	SG-13-5	06/11/2018	5.0	<100	<200	<200	<200	<200	**140**	<200	**80 J**	<100	<290	--	--	--	--	--	--
SG-13	SG-13-5	07/02/2018	5.0	<8.0	<8.0	<8.0	<8.0	<8.0	**162**	<8.0	**62**	<8.0	--	<400	<400	<400	--	--	--
SG-13	SG-13-5	01/24/2019	5.0	**12**	<8.0	<8.0	<8.0	<8.0	**159**	<8.0	**62**	<8.0	--	<80	<80	<80	--	--	--
SG-13	SG-13-5	07/24/2019	5.0	<8.0	<8.0	<8.0	<8.0	<8.0	**218**	<8.0	**43**	<8.0	--	<80	<80	<80	--	--	--
SG-13	SG-13-5	02/05/2020	5.0	<8.0	<8.0	<8.0	<8.0	<8.0	**131**	<8.0	**25**	<8.0	--	<80	<80	<80	--	--	--
SG-13	SG-13-5	08/19/2020	5.0	<8.0	<8.0	<8.0	<8.0	<8.0	**267**	<8.0	**32**	<8.0	--	<80	<80	<80	--	--	--
SG-13	SG-13-5	01/15/2021	5.0	<8.0	<8.0	<8.0	<8.0	<8.0	**124**	<8.0	**7.0 J**	<8.0	--	<80	<80	<80	--	--	--

TABLE A-4

HISTORICAL SOIL GAS SAMPLING RESULTS
Former Ford Aeronutronic Facility
Newport Beach, California

Sampling Location	Sample ID	Date Sampled [2]	Depth of Sample (feet bgs)	Volatile Organic Compounds [1] (µg/m³)									Leak Detection Compounds [1]						
				1,1-DCE	1,1-DCA	1,2-DCA	cis-1,2-DCE	trans-1,2-DCE	PCE	1,1,1-TCA	TCE	Vinyl Chloride	2-Propanol (µg/m³)	Heptane (µg/m³)	Hexane (µg/m³)	Pentane (µg/m³)	Helium (ppmv)	TFA (µg/m³)	DFA (µg/m³)
SG-13	SG-13-5	09/17/2021	5.0	<8.0	<8.0	<8.0	<8.0	<8.0	**258**	<8.0	**20**	<8.0	--	<80	<80	<80	--	--	--
SG-13	SG-13-5	01/20/2022	5.0	<4.0	<4.0	<4.0	<4.0	<4.0	**130**	<4.0	**7.0 J+**	<4.0	--	<40	<40	<40	--	--	--
SG-13	SG-13-5	08/22/2022	5.0	<100 UJ	<100	<20	<100	<100 UJ	**100 J+**	<100	<20	<10	--	--	--	--	--	--	<100
SG-13	SG-13-15	06/11/2018	15.0	<100	<200	<200	<200	<200	**810**	<200	**2,700**	<100	<290	--	--	--	--	--	--
SG-13	SG-13-15	07/02/2018	15.0	**57**	<8.0	<8.0	<8.0	<8.0	**665**	<8.0	**2,010**	<8.0	--	<400	<400	<400	--	--	--
SG-13	SG-13-15	01/24/2019	15.0	**72**	<8.0	<8.0	<8.0	<8.0	**860 J-**	<8.0	**2,530 J-**	<8.0	--	<80	<80	<80	--	--	--
SG-13	SG-13-15 REP	01/24/2019	15.0	**74**	<8.0	<8.0	<8.0	<8.0	**851 J-**	<8.0	**2,590 J-**	<8.0	--	<80	<80	<80	--	--	--
SG-13	SG-13-15	07/24/2019	15.0	**53**	<8.0	<8.0	<8.0	<8.0	**996**	<8.0	**2,470**	<8.0	--	<80	<80	<80	--	--	--
SG-13	SG-13-15	02/05/2020	15.0	**50**	<8.0	<8.0	<8.0	<8.0	**954**	<8.0	**2,100**	<8.0	--	<80	<80	<80	--	--	--
SG-13	SG-13-15	08/19/2020	15.0	**52**	<8.0	<8.0	<8.0	<8.0	**1,200**	<8.0	**3,080**	<8.0	--	<80	<80	<80	--	--	--
SG-13	SG-13-15 REP	08/19/2020	15.0	**50**	<8.0	<8.0	<8.0	<8.0	**1,180**	<8.0	**2,980**	<8.0	--	<80	<80	<80	--	--	--
SG-13	SG-13-15	01/15/2021	15.0	**22**	<8.0	<8.0	<8.0	<8.0	**914**	<8.0	**1,830**	<8.0	--	<80	<80	<80	--	--	--
SG-13	SG-13-15 REP	01/15/2021	15.0	**22**	<8.0	<8.0	<8.0	<8.0	**925**	<8.0	**1,820**	<8.0	--	<80	<80	<80	--	--	--
SG-13	SG-13-15	09/17/2021	15.0	**15**	<8.0	<8.0	<8.0	<8.0	**874**	<8.0	**1,650**	<8.0	--	<80	<80	<80	--	--	--
SG-13	SG-13-15 REP	09/17/2021	15.0	**15**	<8.0	<8.0	<8.0	<8.0	**800**	<8.0	**1,590**	<8.0	--	<80	<80	<80	--	--	--
SG-13	SG-13-15	01/20/2022	15.0	**17**	<4.0	<4.0	<4.0	<4.0	**866**	<4.0	**1,690 J+**	<4.0	--	<40	<40	<40	--	--	--
SG-13	SG-13-15	08/22/2022	15.0	<100 UJ	<100	<20	<100	<100 UJ	**440 J+**	<100	**1,100 J+**	<10	--	--	--	--	--	--	<100
SG-14	SG-14-5	06/11/2018	5.0	<100	<200	<200	<200	<200	**80 J**	<200	<100	<100	<290	--	--	--	--	--	--
SG-14	SG-14-5	07/02/2018	5.0	<8.0	<8.0	<8.0	<8.0	<8.0	**63**	**5.0 J**	**11**	<8.0	--	<400	<400	<400	--	--	--
SG-14	SG-14-5	01/24/2019	5.0	**9.0**	<8.0	<8.0	<8.0	<8.0	**157**	<8.0	**62**	<8.0	--	<80	<80	<80	--	--	--
SG-14	SG-14-5	07/11/2019	5.0	<8.0 R	<8.0 R	<8.0 R	<8.0 R	<8.0 R	**90 R**	<8.0 R	**17 R**	<8.0 R	--	**38,200**	**30,900**	**18,400**	**--**	**--**	--
SG-14	SG-14-5	02/13/2020	5.0	<8.0	<8.0	<8.0	<8.0	<8.0	**89**	<8.0	**19**	<8.0	--	<80	<80	<80	--	--	--
SG-14	SG-14-5	08/13/2020	5.0	<8.0	<8.0	<8.0	<8.0	<8.0	**64**	<8.0	<8.0	<8.0	--	<80	<80	<80	--	--	--
SG-14	SG-14-5	01/26/2021	5.0	<8.0	<8.0	<8.0	<8.0	<8.0	**67**	<8.0	**7.0 J**	<8.0	--	<80	<80	<80	--	--	--
SG-14	SG-14-5	09/27/2021	5.0	<8.0	<8.0	<8.0	<8.0	<8.0	**58 J**	<8.0	<8.0	<8.0	--	<80	<80	<80	--	--	--
SG-14	SG-14-5	01/25/2022	5.0	<4.0	<4.0	<4.0	<4.0	<4.0	**100 J**	<4.0	**17 J**	<4.0 UJ	--	<40	<40	<40	--	--	--
SG-14	SG-14-5 REP	01/25/2022	5.0	<4.0	<4.0	<4.0	<4.0	<4.0	**101 J**	<4.0	**16 J**	<4.0 UJ	--	<40	<40	<40	--	--	--
SG-14	SG-14-5 RERUN	02/04/2022	5.0	<4.0	<4.0	<4.0	<4.0	<4.0	**61**	<4.0	**9.0**	<4.0	--	<40	<40	<40	--	--	--
SG-14	SG-14-5	09/27/2022	5.0	<100	<100	<20	<100	<100	**90**	<100	<20	<10	--	--	--	--	--	--	<100
SG-14	SG-14-15	06/11/2018	15.0	<100	<200	<200	<200	<200	**210**	<200	**140**	<100	<290	--	--	--	--	--	--
SG-14	SG-14-15	07/02/2018	15.0	**10**	**6.0 J**	<8.0	**21**	<8.0	**469 J**	<8.0	**279 J**	<8.0	--	<400	<400	<400	--	--	--
SG-14	SG-14-15 REP	07/02/2018	15.0	**8.0 J**	**5.0 J**	<8.0	**13**	<8.0	**317 J**	<8.0	**190 J**	<8.0	--	<400	<400	<400	--	--	--
SG-14	SG-14-15	01/24/2019	15.0	**8.0**	<8.0	<8.0	**6.0 J**	<8.0	**281**	<8.0	**136**	<8.0	--	<80	<80	<80	--	--	--
SG-14	SG-14-15	07/11/2019	15.0	<8.0	<8.0	<8.0	<8.0	<8.0	**303**	<8.0	**113**	<8.0	--	<80	<80	<80	--	--	--
SG-14	SG-14-15	02/13/2020	15.0	<8.0	<8.0	<8.0	<8.0	<8.0	**342**	<8.0	**114**	<8.0	--	<80	<80	<80	--	--	--
SG-14	SG-14-15 REP	02/13/2020	15.0	<8.0	<8.0	<8.0	<8.0	<8.0	**329**	<8.0	**111**	<8.0	--	<80	<80	<80	--	--	--
SG-14	SG-14-15	08/13/2020	15.0	<8.0	<8.0	<8.0	<8.0	<8.0	**351**	<8.0	**114**	<8.0	--	<80	<80	<80	--	--	--
SG-14	SG-14-15 REP	08/13/2020	15.0	<8.0	<8.0	<8.0	<8.0	<8.0	**342**	<8.0	**111**	<8.0	--	<80	<80	<80	--	--	--
SG-14	SG-14-15	01/26/2021	15.0	<8.0	<8.0	<8.0	**4.0 J**	<8.0	**384**	<8.0	**124**	<8.0	--	<80	<80	<80	--	--	--
SG-14	SG-14-15 REP	01/26/2021	15.0	<8.0	<8.0	<8.0	**3.0 J**	<8.0	**359**	<8.0	**115**	<8.0	--	<80	<80	<80	--	--	--
SG-14	SG-14-15	09/27/2021	15.0	<8.0	<8.0	<8.0	<8.0	<8.0	**480 J**	<8.0	**88**	<8.0	--	<80	<80	<80	--	--	--
SG-14	SG-14-15	01/25/2022	15.0	<4.0	<4.0	<4.0	<4.0	<4.0	**440 J**	<4.0	**73 J**	<4.0 UJ	--	<40	<40	<40	--	--	--
SG-14	SG-14-15	09/27/2022	15.0	<100	<100	<20	<100	<100	**240**	<100	**31**	<10	--	--	--	--	--	--	<100
SG-15	SG-15-5	06/11/2018	5.0	<100	<200	<200	<200	<200	<100	<200	**100**	<100	<290	--	--	--	--	--	--
SG-15	SG-15-5	07/02/2018	5.0	<8.0	<8.0	<8.0	<8.0	<8.0	**34**	<8.0	**119**	<8.0	--	<400	<400	<400	--	--	--
SG-15	SG-15-5	01/24/2019	5.0	<8.0	<8.0	<8.0	<8.0	<8.0	**12**	<8.0	**141**	<8.0	--	<80	<80	<80	--	--	--
SG-15	SG-15-5	07/24/2019	5.0	<8.0	<8.0	<8.0	<8.0	<8.0	**27**	<8.0	**109**	<8.0 UJ	--	<80	<80	<80	--	--	--
SG-15	SG-15-5	02/05/2020	5.0	<8.0	<8.0	<8.0	<8.0	<8.0	**18**	<8.0	**90**	<8.0	--	<80	<80	<80	--	--	--
SG-15	SG-15-5	08/19/2020	5.0	<8.0	<8.0	<8.0	<8.0	<8.0	<8.0	<8.0	**88**	<8.0	--	<80	<80	<80	--	--	--
SG-15	SG-15-5	01/15/2021	5.0	<8.0	<8.0	<8.0	<8.0	<8.0	**6.0 J**	<8.0	**77**	<8.0	--	<80	<80	<80	--	--	--

TABLE A-4

HISTORICAL SOIL GAS SAMPLING RESULTS
Former Ford Aeronutronic Facility
Newport Beach, California

Sampling Location	Sample ID	Date Sampled [2]	Depth of Sample (feet bgs)	Volatile Organic Compounds [1] (µg/m³)									Leak Detection Compounds [1]						
				1,1-DCE	1,1-DCA	1,2-DCA	cis-1,2-DCE	trans-1,2-DCE	PCE	1,1,1-TCA	TCE	Vinyl Chloride	2-Propanol (µg/m³)	Heptane (µg/m³)	Hexane (µg/m³)	Pentane (µg/m³)	Helium (ppmv)	TFA (µg/m³)	DFA (µg/m³)
SG-15	SG-15-5	01/20/2022	5.0	<4.0	<4.0	<4.0	<4.0	<4.0	**15**	<4.0	**76 J+**	<4.0	--	<40	<40	<40	--	--	--
SG-15	SG-15-5	08/12/2022	5.0	<100	<100	<20	<100	<100	<20	<100	**47**	<10	--	--	--	--	--	--	<100
SG-15	SG-15-15	06/11/2018	15.0	<100	<200	<200	<200	<200	<100	<200	**130**	<100	<290	--	--	--	--	--	--
SG-15	SG-15-15	07/02/2018	15.0	<8.0	<8.0	<8.0	<8.0	<8.0	**47**	<8.0	**211**	<8.0	--	<400	<400	<400	--	--	--
SG-15	SG-15-15	01/24/2019	15.0	<8.0	<8.0	<8.0	<8.0	<8.0	**21**	<8.0	**195**	<8.0	--	<80	<80	<80	--	--	--
SG-15	SG-15-15	07/24/2019	15.0	<8.0	<8.0	<8.0	<8.0	<8.0	**36**	<8.0	**146**	<8.0 UJ	--	<80	<80	<80	--	--	--
SG-15	SG-15-15 REP	07/24/2019	15.0	<8.0	<8.0	<8.0	<8.0	<8.0	**42**	<8.0	**148**	<8.0 UJ	--	<80	<80	<80	--	--	--
SG-15	SG-15-15	02/05/2020	15.0	<8.0	<8.0	<8.0	<8.0	<8.0	**18**	<8.0	**122**	<8.0	--	<80	<80	<80	--	--	--
SG-15	SG-15-15	08/19/2020	15.0	<8.0	<8.0	<8.0	<8.0	<8.0	**8.0 J**	<8.0	**135**	<8.0	--	<80	<80	<80	--	--	--
SG-15	SG-15-15 REP	08/19/2020	15.0	<8.0	<8.0	<8.0	<8.0	<8.0	<8.0	<8.0	**130**	<8.0	--	<80	<80	<80	--	--	--
SG-15	SG-15-15	01/15/2021	15.0	<8.0	<8.0	<8.0	<8.0	<8.0	**11**	<8.0	**128**	<8.0	--	<80	<80	<80	--	--	--
SG-15	SG-15-15	09/17/2021	15.0	<8.0	<8.0	<8.0	<8.0	<8.0	**13**	<8.0	**104**	<8.0	--	<80	<80	<80	--	--	--
SG-15	SG-15-15	01/20/2022	15.0	<4.0	<4.0	<4.0	<4.0	<4.0	**18**	<4.0	**105 J+**	<4.0	--	<40	<40	<40	--	--	--
SG-15	SG-15-15	08/12/2022	15.0	<100	<100	<20	<100	<100	<20	<100	**72**	<10	--	--	--	--	--	--	<100
SG-30	SG-30-5	08/08/2018	5.0	**14**	<8.0	<8.0	<8.0	<8.0	**16**	<8.0	**69**	<8.0	<400	--	--	--	--	--	--
SG-30	SG-30-5	02/03/2022	5.0	<4.0	<4.0 UJ	<4.0	<4.0	<4.0	<4.0	<4.0	<4.0 UJ	<4.0	--	<40	<40	<40	--	--	--
SG-30	SG-30-15	08/08/2018	15.0	**5.0 J**	<8.0	<8.0	<8.0	<8.0	**9.0**	<8.0	**7.0 J**	<8.0	<400	--	--	--	--	--	--
SG-30	SG-30-15	01/23/2019	15.0	**14**	<8.0	<8.0	<8.0	<8.0	<8.0	<8.0	<8.0	<8.0	--	<80	<80	<80	--	--	--
SG-30	SG-30-15	07/23/2019	15.0	<8.0	<8.0	<8.0	<8.0	<8.0	<8.0	<8.0	<8.0	<8.0	--	<80	<80	<80	--	--	--
SG-30	SG-30-15	02/11/2020	15.0	<8.0	<8.0	<8.0	<8.0	<8.0	**7.0 J**	<8.0	**4.0 J**	<8.0	--	<80	<80	<80	--	--	--
SG-30	SG-30-15 REP	02/11/2020	15.0	<8.0	<8.0	<8.0	<8.0	<8.0	<8.0	<8.0	<8.0	<8.0	--	<80	<80	<80	--	--	--
SG-30	SG-30-15	01/18/2021	15.0	<8.0	<8.0	<8.0	<8.0	<8.0	<8.0	<8.0	**4.0 J**	<8.0	--	<80	<80	<80	--	--	--
SG-30	SG-30-15	09/17/2021	15.0	<8.0	<8.0	<8.0	<8.0	<8.0	<8.0 UJ	<8.0	<8.0	<8.0	--	<80	<80	<80	--	--	--
SG-30	SG-30-15 REP	09/17/2021	15.0	<8.0	<8.0	<8.0	<8.0	<8.0	<8.0 UJ	<8.0	<8.0	<8.0	--	<80	<80	<80	--	--	--
SG-30	SG-30-15	02/03/2022	15.0	<4.0	<4.0 UJ	<4.0	<4.0	<4.0	<4.0	<4.0	<4.0 UJ	<4.0	--	<40	<40	<40	--	--	--
SG-30	SG-30-15 REP	02/03/2022	15.0	<4.0	<4.0 UJ	<4.0	<4.0	<4.0	<4.0	<4.0	<4.0 UJ	<4.0	--	<40	<40	<40	--	--	--
SG-31	SG-31-5	08/08/2018	5.0	**572**	<8.0	<8.0	<8.0	<8.0	**36**	<8.0	**36**	<8.0	<400	--	--	--	--	--	--
SG-31	SG-31-5	01/22/2019	5.0	**407**	<8.0	<8.0	<8.0	<8.0	**16**	<8.0	**22**	<8.0	--	<80	<80	<80	--	--	--
SG-31	SG-31-5	07/10/2019	5.0	**398**	<8.0	<8.0	<8.0	<8.0	**19**	<8.0	**25**	<8.0	--	<80	<80	<80	--	--	--
SG-31	SG-31-5	02/14/2020	5.0	**242**	<8.0	<8.0	<8.0	<8.0	**17**	<8.0	**17**	<8.0	--	<80	<80	<80	--	--	--
SG-31	SG-31-5 REP	02/14/2020	5.0	**235**	<8.0	<8.0	<8.0	<8.0	**17**	<8.0	**16**	<8.0	--	<80	<80	<80	--	--	--
SG-31	SG-31-5	08/28/2020	5.0	**425**	<8.0	<8.0	<8.0	<8.0	**21**	<8.0	**33**	<8.0	--	<80	<80	<80	--	--	--
SG-31	SG-31-5	01/15/2021	5.0	**198 J-**	<8.0	<8.0	<8.0	<8.0	**13**	<8.0	**18**	<8.0	--	<80	<80	<80	--	--	--
SG-31	SG-31-5	09/17/2021	5.0	**327**	<8.0	<8.0	<8.0	<8.0	**22 J+**	<8.0	**23 J+**	<8.0	--	<80	<80	<80	--	--	--
SG-31	SG-31-5	01/05/2022	5.0	**288**	<4.0	<4.0	<4.0	<4.0	**15**	<4.0	**20**	<4.0	--	<40	<40	<40	--	--	--
SG-31	SG-31-5 REP	01/05/2022	5.0	**277**	<4.0	<4.0	<4.0	**6.0**	**15**	<4.0	**19**	<4.0	--	<40	<40	<40	--	--	--
SG-31	SG-31-15	08/08/2018	15.0	**281**	<8.0	<8.0	<8.0	<8.0	**18**	<8.0	**22**	<8.0	<400	--	--	--	--	--	--
SG-31	SG-31-15	07/10/2019	15.0	**10**	<8.0	<8.0	<8.0	<8.0	<8.0	<8.0	<8.0	<8.0	--	<80	<80	<80	--	--	--
SG-32	SG-32-5	08/08/2018	5.0	<8.0	<8.0	<8.0	<8.0	<8.0	**333**	<8.0	**10**	<8.0	<400	--	--	--	--	--	--
SG-32	SG-32-5 REP	08/08/2018	5.0	<8.0	<8.0	<8.0	<8.0	<8.0	**296**	<8.0	**10**	<8.0	<400	--	--	--	--	--	--
SG-32	SG-32-5	01/22/2019	5.0	<8.0	<8.0	<8.0	<8.0	<8.0	**133**	<8.0	<8.0	<8.0	--	<80	<80	<80	--	--	--
SG-32	SG-32-5	07/25/2019	5.0	<8.0	<8.0	<8.0	<8.0	<8.0	**242**	<8.0	<8.0	<8.0	--	<80	<80	<80	--	--	--
SG-32	SG-32-5	02/13/2020	5.0	<8.0	<8.0	<8.0	<8.0	<8.0	**84**	<8.0	<8.0	<8.0	--	<80	<80	<80	--	--	--
SG-32	SG-32-5	08/21/2020	5.0	<8.0	<8.0	<8.0	<8.0	<8.0	**230**	<8.0	**6.0 J**	<8.0	--	<80	<80	<80	--	--	--
SG-32	SG-32-5	01/19/2021	5.0	<8.0	<8.0	<8.0	<8.0	<8.0	**104**	<8.0	<8.0	<8.0	--	<80	<80	<80	--	--	--
SG-32	SG-32-5 REP	01/19/2021	5.0	<8.0	<8.0	<8.0	<8.0	<8.0	**105**	<8.0	<8.0	<8.0	--	<80	<80	<80	--	--	--
SG-32	SG-32-5	09/21/2021	5.0	<8.0	<8.0	<8.0	<8.0	<8.0	**231 J**	<8.0	**4.0 J**	<8.0	--	<80	<80	<80	--	--	--
SG-32	SG-32-5	01/05/2022	5.0	<4.0	<4.0	<4.0	<4.0	<4.0	**95**	<4.0	<4.0	<4.0	--	<40	<40	<40	--	--	--
SG-32	SG-32-5	08/08/2022	5.0	<100	<100	<20	<100	<100	**220**	<100	<20	<10	--	--	--	--	--	--	<100
SG-32	SG-32-15	08/08/2018	15.0	**262**	<8.0	<8.0	<8.0	<8.0	**508**	<8.0	**79**	<8.0	<400	--	--	--	--	--	--

TABLE A-4

HISTORICAL SOIL GAS SAMPLING RESULTS
Former Ford Aeronutronic Facility
Newport Beach, California

Sampling Location	Sample ID	Date Sampled [2]	Depth of Sample (feet bgs)	Volatile Organic Compounds [1] (µg/m³)									Leak Detection Compounds [1]						
				1,1-DCE	1,1-DCA	1,2-DCA	cis-1,2-DCE	trans-1,2-DCE	PCE	1,1,1-TCA	TCE	Vinyl Chloride	2-Propanol (µg/m³)	Heptane (µg/m³)	Hexane (µg/m³)	Pentane (µg/m³)	Helium (ppmv)	TFA (µg/m³)	DFA (µg/m³)
SG-32	SG-32-15	01/22/2019	15.0	**23**	<8.0	<8.0	<8.0	<8.0	**65**	<8.0	**8.0 J**	<8.0	--	<80	<80	<80	--	--	--
SG-32	SG-32-15	08/08/2022	15.0	**280**	<100	<20	<100	<100	**720**	<100	**97**	<10	--	--	--	--	--	--	<100
SG-33	SG-33-5	08/08/2018	5.0	**252**	<8.0	<8.0	**24**	<8.0	**56**	<8.0	**147**	<8.0	<400	--	--	--	--	--	--
SG-33	SG-33-5	01/22/2019	5.0	**242**	<8.0	<8.0	<8.0	<8.0	**32**	<8.0	**98**	<8.0	--	<80	<80	<80	--	--	--
SG-33	SG-33-5	08/09/2022	5.0	**150**	<100	<20	<100	<100	**37**	<100	**89**	<10	--	--	--	--	--	--	<100
SG-33	SG-33-15	08/08/2018	15.0	**906**	<8.0	<8.0	<8.0	<8.0	**97**	<8.0	**524**	<8.0	<400	--	--	--	--	--	--
SG-33	SG-33-15	01/22/2019	15.0	**695**	<8.0	<8.0	<8.0	<8.0	**81**	<8.0	**438**	<8.0	--	<80	<80	<80	--	--	--
SG-34	SG-34-5	08/09/2018	5.0	**40**	<8.0	<8.0	<8.0	<8.0	**20**	<8.0	**202**	<8.0	<400	--	--	--	--	--	--
SG-34	SG-34-5	01/22/2019	5.0	**32**	<8.0	<8.0	<8.0	<8.0	**12**	<8.0	**180**	<8.0	--	<80	<80	<80	--	--	--
SG-34	SG-34-5	07/11/2019	5.0	<8.0	<8.0	<8.0	<8.0	<8.0	<8.0	<8.0	**158**	<8.0	--	<80	<80	<80	--	--	--
SG-34	SG-34-5	02/05/2020	5.0	<8.0	<8.0	<8.0	<8.0	<8.0	<8.0	<8.0	**115**	<8.0	--	<80	<80	<80	--	--	--
SG-34	SG-34-5	08/28/2020	5.0	**26**	<8.0	<8.0	<8.0	<8.0	**16**	<8.0	**182**	<8.0	--	<80	<80	<80	--	--	--
SG-34	SG-34-5	01/28/2021	5.0	**19**	<8.0	<8.0	<8.0	<8.0	**11**	<8.0	**111**	<8.0	--	<80	<80	<80	--	--	--
SG-34	SG-34-5	09/24/2021	5.0	**30**	<8.0	<8.0	<8.0	<8.0	**23 J**	<8.0	**219**	<8.0	--	<80	<80	<80	--	--	--
SG-34	SG-34-5	01/28/2022	5.0	**15 J**	<4.0	<4.0	<4.0	<4.0	**9.0**	<4.0	**103 J**	<4.0 UJ	--	<40	<40	<40	--	--	--
SG-34	SG-34-5 REP	01/28/2022	5.0	**21 J**	<4.0	<4.0	<4.0	<4.0	**12**	<4.0	**140 J**	<4.0 UJ	--	<40	<40	<40	--	--	--
SG-34	SG-34-5	08/09/2022	5.0	<100	<100	<20	<100	<100	<20	<100	**150**	<10	--	--	--	--	--	--	<100
SG-34	SG-34-5	08/10/2022	5.0	<100	<100	<20	<100	<100	<20	<100	**130**	<10	--	--	--	--	--	--	<100
SG-34	SG-34-15	08/09/2018	15.0	**157**	<8.0	<8.0	<8.0	<8.0	**45**	**5.0 J**	**1,230**	<8.0	<400	--	--	--	--	--	--
SG-34	SG-34-15 REP	08/09/2018	15.0	**176**	<8.0	<8.0	<8.0	<8.0	**53**	**6.0 J**	**1,330**	<8.0	<400	--	--	--	--	--	--
SG-34	SG-34-15	01/22/2019	15.0	**135**	<8.0	<8.0	<8.0	<8.0	**43**	**7.0 J**	**1,060**	<8.0	--	<80	<80	<80	--	--	--
SG-34	SG-34-15	07/11/2019	15.0	**155**	<8.0	<8.0	<8.0	<8.0	**33**	<8.0	**964**	<8.0	--	<80	<80	<80	--	--	--
SG-34	SG-34-15 REP	07/11/2019	15.0	**158**	<8.0	<8.0	<8.0	<8.0	**32**	<8.0	**939**	<8.0	--	<80	<80	<80	--	--	--
SG-34	SG-34-15	02/05/2020	15.0	<8.0	<8.0	<8.0	<8.0	<8.0	**39**	<8.0	**840**	<8.0	--	<80	<80	<80	--	--	--
SG-34	SG-34-15 REP	02/05/2020	15.0	<8.0	<8.0	<8.0	<8.0	<8.0	**38**	<8.0	**835**	<8.0	--	<80	<80	<80	--	--	--
SG-34	SG-34-15	08/28/2020	15.0	**132**	<8.0	<8.0	<8.0	<8.0	**41**	<8.0	**1,030**	<8.0	--	<80	<80	<80	--	--	--
SG-34	SG-34-15	01/28/2021	15.0	**107**	**5.0 J**	<8.0	<8.0	<8.0	**37**	<8.0	**792**	<8.0	--	<80	<80	<80	--	--	--
SG-34	SG-34-15	09/24/2021	15.0	**134**	**6.0 J**	<8.0	<8.0	<8.0	**61 J**	<8.0	**1,140**	<8.0	--	<80	<80	<80	--	--	--
SG-34	SG-34-15	01/28/2022	15.0	**116**	**6.0**	<4.0	<4.0	<4.0	**49**	<4.0	**1,100**	<4.0 UJ	--	<40	<40	<40	--	--	--
SG-34	SG-34-15	08/09/2022	15.0	**100**	<100	<20	<100	<100	**41**	<100	**750**	<10	--	--	--	--	--	--	<100
SG-34	SG-34-15	08/10/2022	15.0	**120**	<100	<20	<100	<100	**48**	<100	**870**	<10	--	--	--	--	--	--	<100
SG-34	SG-34-15 REP	08/10/2022	15.0	<100	<100	<20	<100	<100	**39**	<100	**700**	<10	--	--	--	--	--	--	<100
SG-35	SG-35-5	01/28/2022	5.0	<4.0	<4.0	<4.0	<4.0	<4.0	**6.0**	<4.0	<4.0	<4.0 UJ	--	<40	<40	<40	--	--	--
SG-35	SG-35-5	08/11/2022	5.0	<100	<100	<20	<100	<100	<20	<100	<20	<10	--	--	--	--	--	--	<100
SG-35	SG-35-15	08/08/2018	5.0	**120**	<8.0	<8.0	<8.0	<8.0	**862**	<8.0	**406**	<8.0	<400	--	--	--	--	--	--
SG-35	SG-35-15	01/22/2019	15.0	**128**	<8.0	<8.0	<8.0	<8.0	**1,170**	<8.0	**491**	<8.0	--	<80	<80	<80	--	--	--
SG-35	SG-35-15	07/11/2019	15.0	**120**	<8.0	<8.0	<8.0	<8.0	**673**	<8.0	**331**	<8.0	--	<80	<80	<80	--	--	--
SG-35	SG-35-15	02/05/2020	15.0	**75**	<8.0	<8.0	<8.0	<8.0	**678**	<8.0	**278**	<8.0	--	<80	<80	<80	--	--	--
SG-35	SG-35-15	08/21/2020	15.0	**85**	<8.0	<8.0	<8.0	<8.0	**702**	<8.0	**309**	<8.0	--	<80	<80	<80	--	--	--
SG-35	SG-35-15 REP	08/21/2020	15.0	**91**	<8.0	<8.0	<8.0	<8.0	**764**	<8.0	**329**	<8.0	--	<80	<80	<80	--	--	--
SG-35	SG-35-15	01/22/2021	15.0	**96**	<8.0	<8.0	<8.0	<8.0	**697**	<8.0	**320**	<8.0	--	<80	<80	<80	--	--	--
SG-35	SG-35-15 REP	01/22/2021	15.0	**94**	<8.0	<8.0	<8.0	<8.0	**725**	<8.0	**307**	<8.0	--	<80	<80	<80	--	--	--
SG-35	SG-35-15	09/24/2021	15.0	**64**	<8.0	<8.0	<8.0	<8.0 UJ	**678 J**	<8.0	**271**	<8.0	--	<80	<80	<80	--	--	--
SG-35	SG-35-15 REP	09/24/2021	15.0	**58**	<8.0	<8.0	<8.0	<8.0 UJ	**619 J**	<8.0	**245**	<8.0	--	<80	<80	<80	--	--	--
SG-35	SG-35-15	08/11/2022	15.0	<100	<100	<20	<100	<100	**290**	<100	**91**	<10	--	--	--	--	--	--	<100
SG-36	SG-36-5	08/08/2018	5.0	<8.0	<8.0	<8.0	<8.0	<8.0	**59**	<8.0	<8.0	<8.0	<400	--	--	--	--	--	--
SG-36	SG-36-5	01/22/2019	5.0	<8.0	<8.0	<8.0	<8.0	<8.0	**19**	<8.0	<8.0	<8.0	--	<80	<80	<80	--	--	--
SG-36	SG-36-5	07/26/2019	5.0	<8.0	<8.0	<8.0	<8.0	<8.0	**25**	<8.0	<8.0	<8.0	--	<80	<80	<80	--	--	--
SG-36	SG-36-5 REP	07/26/2019	5.0	<8.0	<8.0	<8.0	<8.0	<8.0	**23**	<8.0	<8.0	<8.0	--	<80	<80	<80	--	--	--
SG-36	SG-36-5	02/05/2020	5.0	<8.0	<8.0	<8.0	<8.0	<8.0	**16**	<8.0	**4.0 J**	<8.0	--	<80	<80	<80	--	--	--

TABLE A-4

HISTORICAL SOIL GAS SAMPLING RESULTS
Former Ford Aeronutronic Facility
Newport Beach, California

Sampling Location	Sample ID	Date Sampled [2]	Depth of Sample (feet bgs)	Volatile Organic Compounds [1] (µg/m³)									Leak Detection Compounds [1]						
				1,1-DCE	1,1-DCA	1,2-DCA	cis-1,2-DCE	trans-1,2-DCE	PCE	1,1,1-TCA	TCE	Vinyl Chloride	2-Propanol (µg/m³)	Heptane (µg/m³)	Hexane (µg/m³)	Pentane (µg/m³)	Helium (ppmv)	TFA (µg/m³)	DFA (µg/m³)
SG-36	SG-36-5	08/21/2020	5.0	<8.0	<8.0	<8.0	<8.0	<8.0	**45**	<8.0	<8.0	<8.0	--	<80	<80	<80	--	--	--
SG-36	SG-36-5	01/27/2021	5.0	<8.0	<8.0	<8.0	<8.0	<8.0	**20**	<8.0	<8.0	<8.0 UJ	--	<80	<80	<80	--	--	--
SG-36	SG-36-5	09/21/2021	5.0	<8.0	<8.0	<8.0	<8.0	<8.0	**39 J**	<8.0	<8.0	<8.0	--	<80	<80	<80	--	--	--
SG-36	SG-36-5 REP	09/21/2021	5.0	<8.0	<8.0	<8.0	<8.0	<8.0	**45 J**	<8.0	<8.0	<8.0	--	<80	<80	<80	--	--	--
SG-36	SG-36-5	01/06/2022	5.0	<4.0	<4.0	<4.0	<4.0	<4.0	**23**	<4.0	<4.0 UJ	<4.0	--	<40	<40	<40	--	--	--
SG-36	SG-36-5 REP	01/06/2022	5.0	<4.0	<4.0	<4.0	<4.0	<4.0	**23**	<4.0	<4.0 UJ	<4.0	--	<40	<40	<40	--	--	--
SG-36	SG-36-5	08/08/2022	5.0	<100	<100	<20	<100	<100	**54**	<100	<20	<10	--	--	--	--	--	--	<100
SG-36	SG-36-15	08/08/2018	15.0	**161**	<8.0	<8.0	<8.0	<8.0	**430**	<8.0	**493**	<8.0	<400	--	--	--	--	--	--
SG-36	SG-36-15	07/26/2019	15.0	**116**	<8.0	<8.0	<8.0	<8.0	**385**	<8.0	**307**	<8.0	--	<80	<80	<80	--	--	--
SG-36	SG-36-15	02/05/2020	15.0	**148**	<8.0	<8.0	<8.0	<8.0	**403**	<8.0	**445**	<8.0	--	<80	<80	<80	--	--	--
SG-36	SG-36-15	08/21/2020	15.0	**92**	<8.0	<8.0	<8.0	<8.0	**360**	<8.0	**325**	<8.0	--	<80	<80	<80	--	--	--
SG-36	SG-36-15	01/27/2021	15.0	**127**	<8.0	<8.0	<8.0	<8.0	**326**	<8.0	**308**	<8.0 UJ	--	<80	<80	<80	--	--	--
SG-36	SG-36-15	01/06/2022	15.0	**110**	<4.0	<4.0	<4.0	<4.0	**378**	<4.0	**321 J**	<4.0	--	<40	<40	<40	--	--	--
SG-36	SG-36-15	08/08/2022	15.0	<100	<100	<20	<100	<100	**360**	<100	**300**	<10	--	--	--	--	--	--	<100
SG-36	SG-36-15 REP	08/08/2022	15.0	<100 R	<100 R	<20 R	<100 R	<100 R	**240 R**	<100 R	**240 R**	<10 R	--	--	--	--	--	--	**170**
SG-37	SG-37-5	08/09/2018	5.0	<8.0	<8.0	<8.0	<8.0	<8.0	<8.0	<8.0	<8.0	<8.0	<400	--	--	--	--	--	--
SG-37	SG-37-5	01/21/2019	5.0	<8.0	<8.0	<8.0	<8.0	<8.0	<8.0	<8.0	<8.0	<8.0	--	<80	<80	<80	--	--	--
SG-37	SG-37-5	07/12/2019	5.0	<8.0	<8.0	<8.0	<8.0	<8.0	<8.0	<8.0	<8.0	<8.0	--	<80	<80	<80	--	--	--
SG-37	SG-37-5	02/10/2020	5.0	<8.0	<8.0	<8.0	<8.0	<8.0	**7.0 J**	<8.0	<8.0	<8.0	--	<80	<80	<80	--	--	--
SG-37	SG-37-5	08/25/2020	5.0	<8.0	<8.0	<8.0	<8.0	<8.0	<8.0	<8.0	<8.0	<8.0	--	<80	<80	<80	--	--	--
SG-37	SG-37-5 REP	08/25/2020	5.0	<8.0	<8.0	<8.0	<8.0	<8.0	**4.0 J**	<8.0	<8.0	<8.0	--	<80	<80	<80	--	--	--
SG-37	SG-37-5	01/27/2021	5.0	<8.0	<8.0	<8.0	<8.0	<8.0	<8.0	<8.0	<8.0	<8.0 UJ	--	<80	<80	<80	--	--	--
SG-37	SG-37-5	09/29/2021	5.0	<8.0	<8.0	<8.0	<8.0	<8.0	<8.0	<8.0	<8.0	<8.0	--	<80	<80	<80	--	--	--
SG-37	SG-37-5	02/03/2022	5.0	<4.0	<4.0	<4.0	<4.0	<4.0	<4.0 UJ	<4.0	<4.0 UJ	<4.0	--	<40	<40	<40	--	--	--
SG-37	SG-37-5	10/17/2022	5.0	<100	<100	<20	<100	<100	<20	<100	<20	<10	--	--	--	--	--	--	<100
SG-37	SG-37-15	08/09/2018	15.0	**84**	<8.0	<8.0	<8.0	<8.0	**15**	<8.0	**112**	<8.0	<400	--	--	--	--	--	--
SG-37	SG-37-15	01/21/2019	15.0	**78**	<8.0	<8.0	<8.0	<8.0	**10**	<8.0	**106**	<8.0	--	<80	<80	<80	--	--	--
SG-37	SG-37-15	07/12/2019	15.0	**37**	<8.0	<8.0	<8.0	<8.0	<8.0	<8.0	**49**	<8.0	--	<80	<80	<80	--	--	--
SG-37	SG-37-15	08/25/2020	15.0	**32**	<8.0	<8.0	<8.0	<8.0	**9.0**	<8.0	**51**	<8.0	--	<80	<80	<80	--	--	--
SG-37	SG-37-15	01/27/2021	15.0	**30**	<8.0	<8.0	<8.0	<8.0	**6.0 J**	<8.0	**46**	<8.0 UJ	--	<80	<80	<80	--	--	--
SG-37	SG-37-15 REP	01/27/2021	15.0	**25**	<8.0	<8.0	<8.0	<8.0	**6.0 J**	<8.0	**41**	<8.0 UJ	--	<80	<80	<80	--	--	--
SG-37	SG-37-15	09/29/2021	15.0	**11**	<8.0	<8.0	<8.0	<8.0	**7.0 J**	<8.0	**41**	<8.0	--	<80	<80	<80	--	--	--
SG-37	SG-37-15	02/03/2022	15.0	<4.0	<4.0	<4.0	<4.0	<4.0	<4.0 UJ	<4.0	<4.0 UJ	<4.0	--	<40	<40	<40	--	--	--
SG-37	SG-37-15	10/17/2022	15.0	<100	<100	<20	<100	<100	<20	<100	<20	<10	--	--	--	--	--	--	<100
SG-38	SG-38-5	08/09/2018	5.0	<8.0	<8.0	<8.0	<8.0	<8.0	**12**	<8.0	<8.0	<8.0	<400	--	--	--	--	--	--
SG-38	SG-38-5	07/11/2019	5.0	<8.0	<8.0	<8.0	<8.0	<8.0	<8.0	<8.0	<8.0	<8.0	--	<80	<80	<80	--	--	--
SG-38	SG-38-5	02/05/2020	5.0	<8.0	<8.0	<8.0	<8.0	<8.0	<8.0	<8.0	<8.0	<8.0	--	<80	<80	<80	--	--	--
SG-38	SG-38-5	08/27/2020	5.0	<8.0	<8.0	<8.0	<8.0	<8.0	<8.0	<8.0	<8.0	<8.0	--	<80	<80	<80	--	--	--
SG-38	SG-38-5	01/28/2021	5.0	<8.0	<8.0	<8.0	<8.0	<8.0	<8.0	<8.0	<8.0	<8.0	--	<80	<80	<80	--	--	--
SG-38	SG-38-5	09/27/2021	5.0	<8.0	<8.0	<8.0	<8.0	<8.0	**7.0 J**	<8.0	<8.0	<8.0	--	<80	<80	<80	--	--	--
SG-38	SG-38-5 REP	09/27/2021	5.0	<8.0	<8.0	<8.0	<8.0	<8.0	**7.0 J**	<8.0	<8.0	<8.0	--	<80	<80	<80	--	--	--
SG-38	SG-38-5	01/05/2022	5.0	<4.0	<4.0	<4.0	<4.0	<4.0	<4.0	<4.0	<4.0	<4.0	--	<40	<40	<40	--	--	--
SG-38	SG-38-5	08/08/2022	5.0	<100	<100	<20	<100	<100	<20	<100	<20	<10	--	--	--	--	--	--	<100
SG-38	SG-38-15	08/09/2018	15.0	**60**	<8.0	<8.0	<8.0	<8.0	**78**	**13**	**236**	<8.0	<400	--	--	--	--	--	--
SG-38	SG-38-15	01/22/2019	15.0	**55**	<8.0	<8.0	<8.0	<8.0	**10**	<8.0	**258**	<8.0	--	<80	<80	<80	--	--	--
SG-38	SG-38-15	07/11/2019	15.0	**51**	<8.0	<8.0	<8.0	<8.0	**19**	<8.0	**240**	<8.0	--	<80	<80	<80	--	--	--
SG-38	SG-38-15	02/05/2020	15.0	<8.0	<8.0	<8.0	<8.0	<8.0	<8.0	<8.0	**136**	<8.0	--	<80	<80	<80	--	--	--
SG-38	SG-38-15	01/05/2022	15.0	**36**	<4.0	<4.0	<4.0	<4.0	**14**	<4.0	**210**	<4.0	--	<40	<40	<40	--	--	--
SG-38	SG-38-15	08/08/2022	15.0	<100	<100	<20	<100	<100	<20	<100	**190**	<10	--	--	--	--	--	--	<100
SG-39	SG-39-5	08/09/2018	5.0	**1,510**	**75**	<8.0	**59**	**9.0**	**614**	**20**	**12,900**	<8.0	<400	--	--	--	--	--	--

TABLE A-4

HISTORICAL SOIL GAS SAMPLING RESULTS
Former Ford Aeronutronic Facility
Newport Beach, California

Sampling Location	Sample ID	Date Sampled [2]	Depth of Sample (feet bgs)	Volatile Organic Compounds [1] (µg/m³)									Leak Detection Compounds [1]						
				1,1-DCE	1,1-DCA	1,2-DCA	cis-1,2-DCE	trans-1,2-DCE	PCE	1,1,1-TCA	TCE	Vinyl Chloride	2-Propanol (µg/m³)	Heptane (µg/m³)	Hexane (µg/m³)	Pentane (µg/m³)	Helium (ppmv)	TFA (µg/m³)	DFA (µg/m³)
SG-39	SG-39-5	01/21/2019	5.0	**1,530**	**67**	<8.0	**51**	**6.0 J**	**554**	**20**	**9,830**	<8.0 UJ	--	<80	<80	<80	--	--	--
SG-39	SG-39-5	07/17/2019	5.0	**1,120**	**51**	<8.0	**50**	<8.0	**515**	**12**	**8,390**	<8.0	--	<80	<80	<80	--	--	--
SG-39	SG-39-5	01/29/2020	5.0	**697**	**33**	<8.0	**34**	<8.0	**301**	<8.0	**4,690**	<8.0	--	<80	<80	<80	--	--	--
SG-39	SG-39-5	08/13/2020	5.0	**943**	**49**	<8.0	**48**	<8.0	**485**	<8.0	**8,330**	<8.0	--	<80	<80	<80	--	--	--
SG-39	SG-39-5 REP	08/13/2020	5.0	**909**	**43**	<8.0	**50**	<8.0	**453**	<8.0	**7,670**	<8.0	--	<80	<80	<80	--	--	--
SG-39	SG-39-5	01/27/2021	5.0	**364**	**31**	<8.0	**30**	**5.0 J**	**280**	**8.0**	**4,550**	<8.0	--	<80	<80	<80	--	--	--
SG-39	SG-39-5	01/20/2022	5.0	**151**	**15**	<4.0	**9.0**	<4.0	**162**	**5.0**	**2,150 J+**	<4.0	--	<40	<40	<40	--	--	--
SG-39	SG-39-5	09/09/2021	5.0	**597**	**40**	<8.0	**28**	**5.0 J**	**478 J**	**12**	**6,340**	<8.0	--	<80	<80	<80	--	--	--
SG-39	SG-39-5	08/31/2022	5.0	<100	<100	<20	<100	<100	**330**	<100	**3,000**	<10	--	--	--	--	--	--	<100
SG-39	SG-39-15	08/09/2018	15.0	**2,790**	**156**	<8.0	**165**	**23**	**726**	**18**	**18,700**	<8.0	<400	--	--	--	--	--	--
SG-39	SG-39-15	01/21/2019	15.0	**2,710**	**162**	**22**	**167**	**23**	**830**	**15**	**17,700**	<8.0 UJ	--	<80	<80	<80	--	--	--
SG-39	SG-39-15	07/17/2019	15.0	**1,780**	**83**	<8.0	**112**	**9.0**	**491**	**6.0 J**	**10,400**	<8.0	--	<80	<80	<80	--	--	--
SG-39	SG-39-15 REP	07/17/2019	15.0	**1,750**	**88**	<8.0	**109**	**9.0**	**465**	**6.0 J**	**10,100**	<8.0	--	<80	<80	<80	--	--	--
SG-39	SG-39-15	01/29/2020	15.0	**1,520**	**110**	**10**	**118**	**13**	**521**	<8.0	**9,640**	<8.0	--	<80	<80	<80	--	--	--
SG-39	SG-39-15	09/09/2021	15.0	**1,040**	**77**	**10 J+**	**78**	**10**	**480 J**	**8.0 J**	**8,900**	<8.0	--	<80	<80	<80	--	--	--
SG-39	SG-39-15	01/20/2022	15.0	**861**	**74**	**7.0 J+**	**63**	**8.0**	**459**	**7.0**	**8,160 J+**	<4.0	--	<40	<40	<40	--	--	--
SG-39	SG-39-15 REP	01/20/2022	15.0	**850**	**71**	**7.0 J+**	**63**	**7.0**	**444**	**8.0**	**8,050 J+**	<4.0	--	<40	<40	<40	--	--	--
SG-39	SG-39-15	08/31/2022	15.0	<100	<100	<20	<100	<100	**330**	<100	**6,000**	<10	--	--	--	--	--	--	<100
SG-39	SG-39-15 REP	08/31/2022	15.0	<100	<100	<20	<100	<100	**360**	<100	**6,500**	<10	--	--	--	--	--	--	<100
SG-40	SG-40-5	08/09/2018	5.0	**81**	<8.0	<8.0	**6.0 J**	<8.0	**5,260**	**14**	**232**	<8.0	<400	--	--	--	--	--	--
SG-40	SG-40-5	01/21/2019	5.0	**71**	<8.0	<8.0	<8.0	<8.0	**3,180**	**13**	**152**	<8.0 UJ	--	<80	<80	<80	--	--	--
SG-40	SG-40-5 [5]	07/17/2019	5.0	**180**	<8.0	<8.0	<8.0	<8.0	**1,350**	<8.0	**292**	<8.0	--	<80	<80	<80	--	--	--
SG-40	SG-40-5	01/29/2020	5.0	**35**	<8.0	<8.0	<8.0	<8.0	**1,620**	<8.0	**83**	<8.0	--	<80	<80	<80	--	--	--
SG-40	SG-40-5	08/14/2020	5.0	**5.0 J**	<8.0	<8.0	<8.0	<8.0	**2,740**	<8.0	**117**	<8.0	--	<80	<80	<80	--	--	--
SG-40	SG-40-5	01/27/2021	5.0	**39**	<8.0	<8.0	<8.0	<8.0	**1,670**	<8.0	**94**	<8.0	--	<80	<80	<80	--	--	--
SG-40	SG-40-5	09/09/2021	5.0	**34**	<8.0	<8.0	<8.0	<8.0	**3,540 J**	**8.0**	**135**	<8.0	--	<80	<80	<80	--	--	--
SG-40	SG-40-5	01/19/2022	5.0	**24**	<4.0	<4.0	<4.0	<4.0	**1,550 J**	**4.0**	**76 J**	<4.0	--	<40	<40	<40	--	--	--
SG-40	SG-40-5	08/30/2022	5.0	<100	<100	<20	<100	<100	**3,100**	<100	**100**	<10	--	--	--	--	--	--	<100
SG-40	SG-40-15	08/09/2018	15.0	**203**	<8.0	<8.0	<8.0	<8.0	**1,520**	**6.0 J**	**393**	<8.0	<400	--	--	--	--	--	--
SG-40	SG-40-15	01/21/2019	15.0	**229**	<8.0	<8.0	<8.0	<8.0	**1,980**	**10**	**408**	<8.0 UJ	--	<80	<80	<80	--	--	--
SG-40	SG-40-15 REP	01/21/2019	15.0	**225**	<8.0	<8.0	<8.0	<8.0	**2,000**	**10**	**400**	<8.0 UJ	--	<80	<80	<80	--	--	--
SG-40	SG-40-15 [5]	07/17/2019	15.0	**49**	<8.0	<8.0	<8.0	<8.0	**3,360**	**7.0 J**	**149**	<8.0	--	<80	<80	<80	--	--	--
SG-40	SG-40-15	01/29/2020	15.0	**134**	<8.0	<8.0	<8.0	<8.0	**1,150**	<8.0	**250**	<8.0	--	<80	<80	<80	--	--	--
SG-40	SG-40-15 REP	01/29/2020	15.0	**145**	<8.0	<8.0	<8.0	<8.0	**1,170**	<8.0	**257**	<8.0	--	<80	<80	<80	--	--	--
SG-40	SG-40-15	08/14/2020	15.0	**73**	<8.0	<8.0	<8.0	<8.0	**998**	<8.0	**258**	<8.0	--	<80	<80	<80	--	--	--
SG-40	SG-40-15 REP	08/14/2020	15.0	**66**	<8.0	<8.0	<8.0	<8.0	**1,020**	<8.0	**269**	<8.0	--	<80	<80	<80	--	--	--
SG-40	SG-40-15	01/27/2021	15.0	**88**	<8.0	<8.0	<8.0	<8.0	**1,100**	<8.0	**135**	<8.0	--	<80	<80	<80	--	--	--
SG-40	SG-40-15	09/09/2021	15.0	**116**	<8.0	<8.0	<8.0	<8.0	**1,250 J**	<8.0	**289**	<8.0	--	<80	<80	<80	--	--	--
SG-40	SG-40-15 REP	09/09/2021	15.0	**117**	<8.0	<8.0	<8.0	<8.0	**1,170 J**	<8.0	**283**	<8.0	--	<80	<80	<80	--	--	--
SG-40	SG-40-15	01/19/2022	15.0	**98**	<4.0	<4.0	<4.0	<4.0	**960 J**	<4.0	**234 J**	<4.0	--	<40	<40	<40	--	--	--
SG-40	SG-40-15 REP	01/19/2022	15.0	**93**	<4.0	<4.0	<4.0	<4.0	**944 J**	<4.0	**227 J**	<4.0	--	<40	<40	<40	--	--	--
SG-40	SG-40-15	08/30/2022	15.0	<100	<100	<20	<100	<100	**980**	<100	**210**	<10	--	--	--	--	--	--	<100
SG-41	SG-41-5	08/09/2018	5.0	<8.0	<8.0	<8.0	<8.0	<8.0	**6.0 J**	<8.0	**15**	<8.0	<400	--	--	--	--	--	--
SG-41	SG-41-5	01/22/2019	5.0	<8.0	<8.0	<8.0	<8.0	<8.0	<8.0	<8.0	<8.0	<8.0	--	<80	<80	<80	--	--	--
SG-41	SG-41-5	07/09/2019	5.0	<8.0	<8.0	<8.0	<8.0	<8.0	<8.0	<8.0	<8.0	<8.0	--	<80	<80	<80	--	--	--
SG-41	SG-41-5	02/04/2020	5.0	<8.0	<8.0	<8.0	<8.0	<8.0	<8.0	<8.0	<8.0	<8.0	--	<80	<80	<80	--	--	--
SG-41	SG-41-5	08/28/2020	5.0	<8.0	<8.0	<8.0	<8.0	<8.0	**4.0 J**	<8.0	**4.0 J**	<8.0	--	<80	<80	<80	--	--	--
SG-41	SG-41-5	02/22/2021	5.0	<8.0	<8.0	<8.0	<8.0	<8.0	<8.0	<8.0	<8.0	<8.0	--	<80	<80	<80	--	--	--
SG-41	SG-41-5	09/27/2021	5.0	<8.0	<8.0	<8.0	<8.0	<8.0	<8.0 UJ	<8.0	<8.0	<8.0	--	<80	<80	<80	--	--	--
SG-41	SG-41-5 REP	09/27/2021	5.0	<8.0	<8.0	<8.0	<8.0	<8.0	<8.0 UJ	<8.0	<8.0	<8.0	--	<80	<80	<80	--	--	--

TABLE A-4

HISTORICAL SOIL GAS SAMPLING RESULTS
Former Ford Aeronutronic Facility
Newport Beach, California

Sampling Location	Sample ID	Date Sampled [2]	Depth of Sample (feet bgs)	Volatile Organic Compounds [1] (µg/m³)									Leak Detection Compounds [1]						
				1,1-DCE	1,1-DCA	1,2-DCA	cis-1,2-DCE	trans-1,2-DCE	PCE	1,1,1-TCA	TCE	Vinyl Chloride	2-Propanol (µg/m³)	Heptane (µg/m³)	Hexane (µg/m³)	Pentane (µg/m³)	Helium (ppmv)	TFA (µg/m³)	DFA (µg/m³)
SG-41	SG-41-5	01/05/2022	5.0	<4.0	<4.0	<4.0	<4.0	<4.0	<4.0	<4.0	<4.0	<4.0	--	<40	<40	<40	--	--	--
SG-41	SG-41-15	08/09/2018	15.0	<8.0	<8.0	<8.0	**21**	<8.0	**5.0 J**	<8.0	<8.0	<8.0	<400	--	--	--	--	--	--
SG-41	SG-41-15	01/22/2019	15.0	<8.0	<8.0	<8.0	<8.0	<8.0	<8.0	<8.0	**6.0 J**	<8.0	--	<80	<80	<80	--	--	--
SG-41	SG-41-15	07/09/2019	15.0	<8.0	<8.0	<8.0	<8.0	<8.0	<8.0	<8.0	<8.0	<8.0	--	<80	<80	<80	--	--	--
SG-41	SG-41-15 REP	07/09/2019	15.0	<8.0	<8.0	<8.0	<8.0	<8.0	<8.0	<8.0	<8.0	<8.0	--	<80	<80	<80	--	--	--
SG-41	SG-41-15	02/04/2020	15.0	<8.0	<8.0	<8.0	<8.0	<8.0	<8.0	<8.0	<8.0	<8.0	--	<80	<80	<80	--	--	--
SG-41	SG-41-15	02/22/2021	15.0	<8.0	<8.0	<8.0	<8.0	<8.0	<8.0	<8.0	<8.0	<8.0	--	<80	<80	<80	--	--	--
SG-41	SG-41-15	01/05/2022	15.0	<4.0	<4.0	<4.0	<4.0	<4.0	<4.0	<4.0	<4.0	<4.0	--	<40	<40	<40	--	--	--
SG-42	SG-42-5	08/10/2018	5.0	<8.0	<8.0	<8.0	<8.0	<8.0	**13**	<8.0	**93**	<8.0	<400	--	--	--	--	--	--
SG-42	SG-42-5 [5]	01/21/2019	5.0	**13**	**6.0 J**	<8.0	<8.0	<8.0	**70**	<8.0	**971**	<8.0 UJ	--	<80	<80	<80	--	--	--
SG-42	SG-42-5	07/18/2019	5.0	<8.0	<8.0	<8.0	<8.0	<8.0	<8.0	<8.0	**69**	<8.0	--	<80	<80	<80	--	--	--
SG-42	SG-42-5	01/30/2020	5.0	<8.0	<8.0	<8.0	<8.0	<8.0	**11**	<8.0	**58**	<8.0	--	<80	<80	<80	--	--	--
SG-42	SG-42-5	09/03/2020	5.0	<8.0	<8.0	<8.0	<8.0	<8.0	**9.0**	<8.0	**64**	<8.0	--	<80	<80	<80	--	--	--
SG-42	SG-42-5	01/26/2021	5.0	<8.0	<8.0	<8.0	<8.0	<8.0	<8.0	<8.0	**49**	<8.0	--	<80	<80	<80	--	--	--
SG-42	SG-42-5	09/16/2021	5.0	<8.0	<8.0	<8.0	<8.0	<8.0	**12 J**	<8.0	**47**	<8.0	--	<80	<80	<80	--	--	--
SG-42	SG-42-5	01/13/2022	5.0	<4.0	<4.0	<4.0	<4.0	<4.0	**14**	<4.0	**183 J**	<4.0	--	<40	<40	<40	--	--	--
SG-42	SG-42-5	10/13/2022	5.0	<100	<100	<20	<100	<100	<20	<100	**43**	<10	--	--	--	--	--	--	<100
SG-42	SG-42-15	08/10/2018	15.0	**13**	<8.0	<8.0	<8.0	<8.0	**39**	<8.0	**688**	<8.0	<400	--	--	--	--	--	--
SG-42	SG-42-15 [5]	01/21/2019	15.0	<8.0	<8.0	<8.0	<8.0	<8.0	**16**	<8.0	**110**	<8.0 UJ	--	<80	<80	<80	--	--	--
SG-42	SG-42-15	07/18/2019	15.0	<8.0	<8.0	<8.0	<8.0	<8.0	**16**	<8.0	**431**	<8.0	--	<80	<80	<80	--	--	--
SG-42	SG-42-15	01/30/2020	15.0	<8.0	<8.0	<8.0	<8.0	<8.0	**35**	<8.0	**431**	<8.0	--	<80	<80	<80	--	--	--
SG-42	SG-42-15 REP	01/30/2020	15.0	<8.0	<8.0	<8.0	<8.0	<8.0	**35**	<8.0	**433**	<8.0	--	<80	<80	<80	--	--	--
SG-42	SG-42-15	09/03/2020	15.0	<8.0	<8.0	<8.0	<8.0	<8.0	**27**	<8.0	**405**	<8.0	--	<80	<80	<80	--	--	--
SG-42	SG-42-15 REP	09/03/2020	15.0	<8.0	<8.0	<8.0	<8.0	<8.0	**25**	<8.0	**408**	<8.0	--	<80	<80	<80	--	--	--
SG-42	SG-42-15	01/26/2021	15.0	<8.0	<8.0	<8.0	**4.0 J**	<8.0	**30**	<8.0	**430**	<8.0	--	<80	<80	<80	--	--	--
SG-42	SG-42-15	09/16/2021	15.0	<8.0	<8.0	<8.0	<8.0	<8.0	**34 J**	<8.0	**378**	<8.0	--	<80	<80	<80	--	--	--
SG-42	SG-42-15	01/13/2022	15.0	<4.0	<4.0	<4.0	<4.0	<4.0	**41**	<4.0	**632 J**	<4.0	--	<40	<40	<40	--	--	--
SG-42	SG-42-15	10/13/2022	15.0	<100	<100	<20	<100	<100	**32**	<100	**350**	<10	--	--	--	--	--	--	<100
SG-42	SG-42-15 REP	10/13/2022	15.0	<100	<100	<20	<100	<100	<20	<100	**350**	<10	--	--	--	--	--	--	<100
SG-43	SG-43-5	08/09/2018	5.0	**17**	<8.0	<8.0	<8.0	<8.0	**290**	<8.0	**18,700**	<8.0	<400	--	--	--	--	--	--
SG-43	SG-43-5	01/24/2019	5.0	**17**	<8.0	<8.0	<8.0	<8.0	**215**	<8.0	**14,000**	<8.0	--	<80	<80	<80	--	--	--
SG-43	SG-43-5	07/24/2019	5.0	**14**	<8.0	<8.0	<8.0	<8.0	**173**	<8.0	**11,100**	<8.0	--	<80	<80	<80	--	--	--
SG-43	SG-43-5	02/05/2020	5.0	**13**	<8.0	<8.0	<8.0	<8.0	**148**	<8.0	**11,200**	<8.0	--	<80	<80	<80	--	--	--
SG-43	SG-43-5	08/13/2020	5.0	**9.0**	<8.0	<8.0	<8.0	<8.0	**169**	<8.0	**11,100**	<8.0	--	<80	<80	<80	--	--	--
SG-43	SG-43-5	01/14/2021	5.0	<8.0	<8.0	<8.0	<8.0	<8.0	**95**	<8.0	**5,710**	<8.0	--	<80	<80	<80	--	--	--
SG-43	SG-43-5	09/16/2021	5.0	<8.0	<8.0	<8.0	<8.0	<8.0	**137 J**	<8.0	**6,860**	<8.0	--	<80	<80	<80	--	--	--
SG-43	SG-43-5 REP	09/16/2021	5.0	**5.0 J**	<8.0	<8.0	<8.0	<8.0	**142 J**	<8.0	**6,910**	<8.0	--	<80	<80	<80	--	--	--
SG-43	SG-43-5	01/28/2022	5.0	**6.0**	<4.0	<4.0	<4.0	<4.0	**103**	<4.0	**7,010**	<4.0 UJ	--	<40	<40	<40	--	--	--
SG-43	SG-43-5	08/11/2022	5.0	<100	<100	<20	<100	<100	**150**	<100	**6,200**	<10	--	--	--	--	--	--	<100
SG-43	SG-43-15	08/09/2018	15.0	**73**	<8.0	<8.0	**5.0 J**	<8.0	**356**	<8.0	**31,900**	<8.0	<400	--	--	--	--	--	--
SG-43	SG-43-15	01/23/2019	15.0	**58**	<8.0	<8.0	**6.0 J**	<8.0	**227**	<8.0	**19,900**	<8.0	--	<80	<80	<80	--	--	--
SG-43	SG-43-15	07/24/2019	15.0	**50**	<8.0	**21**	**4.0 J**	<8.0	**303**	<8.0	**22,300**	<8.0	--	<80	<80	<80	--	--	--
SG-43	SG-43-15 REP	07/24/2019	15.0	**54**	<8.0	**23**	**4.0 J**	<8.0	**308**	<8.0	**23,500**	<8.0	--	<80	<80	<80	--	--	--
SG-43	SG-43-15	02/05/2020	15.0	**58**	<8.0	**23**	<8.0	<8.0	**327**	<8.0	**33,800**	<8.0	--	<80	<80	<80	--	--	--
SG-43	SG-43-15	08/13/2020	15.0	**42**	<8.0	**18**	<8.0	<8.0	**268**	<8.0	**18,200**	<8.0	--	<80	<80	<80	--	--	--
SG-43	SG-43-15	01/14/2021	15.0	**35**	<8.0	**10**	<8.0	<8.0	**264**	<8.0	**18,600**	<8.0	--	<80	<80	<80	--	--	--
SG-43	SG-43-15 REP	01/14/2021	15.0	**33**	<8.0	**9.0**	<8.0	<8.0	**269**	<8.0	**17,900**	<8.0	--	<80	<80	<80	--	--	--
SG-43	SG-43-15	09/16/2021	15.0	**40**	<8.0	**11**	<8.0	<8.0	**320 J**	<8.0	**22,500**	<8.0	--	<80	<80	<80	--	--	--
SG-43	SG-43-15	01/28/2022	15.0	**34**	<4.0	**13**	<4.0	<4.0	**243**	<4.0	**14,900**	<4.0 UJ	--	<40	<40	<40	--	--	--
SG-43	SG-43-15	08/11/2022	15.0	<100	<100	<20	<100	<100	**200**	<100	**11,000**	<10	--	--	--	--	--	--	<100

TABLE A-4

HISTORICAL SOIL GAS SAMPLING RESULTS
Former Ford Aeronutronic Facility
Newport Beach, California

Sampling Location	Sample ID	Date Sampled [2]	Depth of Sample (feet bgs)	Volatile Organic Compounds [1] (µg/m³)									Leak Detection Compounds [1]						
				1,1-DCE	1,1-DCA	1,2-DCA	cis-1,2-DCE	trans-1,2-DCE	PCE	1,1,1-TCA	TCE	Vinyl Chloride	2-Propanol (µg/m³)	Heptane (µg/m³)	Hexane (µg/m³)	Pentane (µg/m³)	Helium (ppmv)	TFA (µg/m³)	DFA (µg/m³)
SG-43	SG-43-15 REP	08/11/2022	15.0	<100	<100	<20	<100	<100	**190**	<100	**11,000**	<10	--	--	--	--	--	--	<100
SG-44	SG-44-5	08/10/2018	5.0	<8.0	<8.0	<8.0	<8.0	<8.0	**4.0 J**	<8.0	<8.0	<8.0	<400	--	--	--	--	--	--
SG-44	SG-44-5	01/21/2019	5.0	<8.0	<8.0	<8.0	<8.0	<8.0	<8.0	<8.0	<8.0	<8.0	--	<80	<80	<80	--	--	--
SG-44	SG-44-5	07/12/2019	5.0	<8.0	<8.0	<8.0	<8.0	<8.0	<8.0	<8.0	<8.0	<8.0	--	<80	<80	<80	--	--	--
SG-44	SG-44-5	02/07/2020	5.0	<8.0	<8.0	<8.0	<8.0	<8.0	**11**	<8.0	<8.0	<8.0	--	<80	<80	<80	--	--	--
SG-44	SG-44-5	08/28/2020	5.0	<8.0	<8.0	<8.0	<8.0	<8.0	<8.0	<8.0	<8.0	<8.0	--	<80	<80	<80	--	--	--
SG-44	SG-44-5	01/27/2021	5.0	<8.0	<8.0	<8.0	<8.0	<8.0	<8.0	<8.0	<8.0	<8.0 UJ	--	<80	<80	<80	--	--	--
SG-44	SG-44-5	09/29/2021	5.0	<8.0	<8.0	<8.0	<8.0	<8.0	<8.0	<8.0	<8.0	<8.0	--	<80	<80	<80	--	--	--
SG-44	SG-44-5 REP	09/29/2021	5.0	<8.0	<8.0	<8.0	<8.0	<8.0	<8.0	<8.0	<8.0	<8.0	--	<80	<80	<80	--	--	--
SG-44	SG-44-5	02/03/2022	5.0	<4.0	<4.0	<4.0	<4.0	<4.0	**4.0 J**	<4.0	<4.0 UJ	<4.0	--	<40	<40	<40	--	--	--
SG-44	SG-44-5 REP	02/03/2022	5.0	<4.0	<4.0	<4.0	<4.0	<4.0	**5.0 J**	<4.0	<4.0 UJ	<4.0	--	<40	<40	<40	--	--	--
SG-44	SG-44-15	08/10/2018	15.0	<8.0	<8.0	<8.0	<8.0	<8.0	**18**	<8.0	**5.0 J**	<8.0	<400	--	--	--	--	--	--
SG-44	SG-44-15	01/21/2019	15.0	<8.0	<8.0	<8.0	<8.0	<8.0	**19**	<8.0	<8.0	<8.0	--	<80	<80	<80	--	--	--
SG-44	SG-44-15	07/12/2019	15.0	<8.0	<8.0	<8.0	<8.0	<8.0	<8.0	<8.0	<8.0	<8.0	--	<80	<80	<80	--	--	--
SG-44	SG-44-15	02/07/2020	15.0	<8.0	<8.0	<8.0	<8.0	<8.0	**19**	<8.0	<8.0	<8.0	--	<80	<80	<80	--	--	--
SG-44	SG-44-15 REP	02/07/2020	15.0	<8.0	<8.0	<8.0	<8.0	<8.0	**16**	<8.0	**4.0 J**	<8.0	--	<80	<80	<80	--	--	--
SG-44	SG-44-15	01/27/2021	15.0	<8.0	<8.0	<8.0	<8.0	<8.0	**12**	<8.0	<8.0	<8.0 UJ	--	<80	<80	<80	--	--	--
SG-44	SG-44-15	09/29/2021	15.0	<8.0	<8.0	<8.0	<8.0	<8.0	**14**	<8.0	<8.0	<8.0	--	<80	<80	<80	--	--	--
SG-44	SG-44-15	02/03/2022	15.0	<4.0	<4.0	<4.0	<4.0	<4.0	**17 J**	<4.0	<4.0 UJ	<4.0	--	<40	<40	<40	--	--	--
SG-45	SG-45-5	08/09/2018	5.0	<8.0	<8.0	<8.0	<8.0	<8.0	**13**	<8.0	**6.0 J**	<8.0	<400	--	--	--	--	--	--
SG-45	SG-45-5	01/21/2019	5.0	<8.0	<8.0	<8.0	<8.0	<8.0	**4.0 J**	<8.0	<8.0	<8.0 UJ	--	<80	<80	<80	--	--	--
SG-45	SG-45-5	07/17/2019	5.0	<8.0	<8.0	<8.0	<8.0	<8.0	<8.0	<8.0	<8.0	<8.0	--	<80	<80	<80	--	--	--
SG-45	SG-45-5	01/29/2020	5.0	<8.0	<8.0	<8.0	<8.0	<8.0	**10**	<8.0	<8.0	<8.0	--	<80	<80	<80	--	--	--
SG-45	SG-45-5	08/14/2020	5.0	<8.0	<8.0	<8.0	<8.0	<8.0	**8.0**	<8.0	<8.0	<8.0	--	<80	<80	<80	--	--	--
SG-45	SG-45-5	01/27/2021	5.0	<8.0	<8.0	<8.0	**3.0 J**	<8.0	<8.0	<8.0	<8.0	<8.0	--	<80	<80	<80	--	--	--
SG-45	SG-45-5	09/09/2021	5.0	<8.0	<8.0	<8.0	<8.0	<8.0	**12 J**	<8.0	**4.0 J**	<8.0	--	<80	<80	<80	--	--	--
SG-45	SG-45-5	01/20/2022	5.0	<4.0	<4.0	<4.0	<4.0	<4.0	**6.0 J**	<4.0	<4.0 UJ	<4.0	--	<40	<40	<40	--	--	--
SG-45	SG-45-5	08/31/2022	5.0	<100 UJ	<100 UJ	<20 UJ	<100 UJ	<100 UJ	<20 UJ	<100 UJ	**22 J-**	<10 UJ	--	--	--	--	--	--	<100
SG-45	SG-45-15	08/09/2018	15.0	<8.0	<8.0	<8.0	<8.0	<8.0	**14**	<8.0	**27**	<8.0	<400	--	--	--	--	--	--
SG-45	SG-45-15	01/21/2019	15.0	<8.0	<8.0	<8.0	<8.0	<8.0	**12**	**5.0 J**	**8.0 J**	<8.0 UJ	--	<80	<80	<80	--	--	--
SG-45	SG-45-15	07/17/2019	15.0	<8.0	<8.0	<8.0	<8.0	<8.0	<8.0	<8.0	<8.0	<8.0	--	<80	<80	<80	--	--	--
SG-45	SG-45-15	01/29/2020	15.0	<8.0	<8.0	<8.0	<8.0	<8.0	**28**	<8.0	<8.0	<8.0	--	<80	<80	<80	--	--	--
SG-45	SG-45-15	08/14/2020	15.0	<8.0	<8.0	<8.0	<8.0	<8.0	**10**	<8.0	**6.0 J**	<8.0	--	<80	<80	<80	--	--	--
SG-45	SG-45-15 REP	08/14/2020	15.0	<8.0	<8.0	<8.0	<8.0	<8.0	**15**	<8.0	**5.0 J**	<8.0	--	<80	<80	<80	--	--	--
SG-45	SG-45-15	01/27/2021	15.0	<8.0	<8.0	<8.0	<8.0	<8.0	**15**	<8.0	**7.0 J**	<8.0	--	<80	<80	<80	--	--	--
SG-45	SG-45-15	09/09/2021	15.0	<8.0	<8.0	<8.0	<8.0	<8.0	**14 J**	<8.0	**13**	<8.0	--	<80	<80	<80	--	--	--
SG-45	SG-45-15	01/20/2022	15.0	<4.0	<4.0	<4.0	<4.0	<4.0	**11 J**	<4.0	**5.0 J**	<4.0	--	<40	<40	<40	--	--	--
SG-45	SG-45-15 REP	01/20/2022	15.0	<4.0	<4.0	<4.0	<4.0	<4.0	**11 J**	<4.0	**5.0 J**	<4.0	--	<40	<40	<40	--	--	--
SG-45	SG-45-15	08/31/2022	15.0	<100	<100	<20	<100	<100	<20	<100	<20	<10	--	--	--	--	--	--	<100
SG-46	SG-46-5	08/10/2018	5.0	<8.0	<8.0	<8.0	<8.0	<8.0	<8.0	<8.0	<8.0	<8.0	<400	--	--	--	--	--	--
SG-46	SG-46-5	01/21/2019	5.0	<8.0	<8.0	<8.0	<8.0	<8.0	**5.0 J**	**5.0 J**	<8.0	<8.0 UJ	--	<80	<80	<80	--	--	--
SG-46	SG-46-5	07/18/2019	5.0	<8.0	<8.0	<8.0	<8.0	<8.0	<8.0	<8.0	<8.0	<8.0	--	<80	<80	<80	--	--	--
SG-46	SG-46-5	01/30/2020	5.0	<8.0	<8.0	<8.0	<8.0	<8.0	<8.0	<8.0	<8.0	<8.0	--	<80	<80	<80	--	--	--
SG-46	SG-46-5	09/03/2020	5.0	<8.0	<8.0	<8.0	<8.0	<8.0	<8.0	<8.0	<8.0	<8.0	--	<80	<80	<80	--	--	--
SG-46	SG-46-5	01/14/2021	5.0	<8.0	<8.0	<8.0	<8.0	<8.0	<8.0	<8.0	<8.0	<8.0	--	<80	<80	<80	--	--	--
SG-46	SG-46-5	09/16/2021	5.0	<8.0	<8.0	<8.0	<8.0	<8.0	<8.0 UJ	<8.0	<8.0	<8.0	--	<80	<80	<80	--	--	--
SG-46	SG-46-5	01/13/2022	5.0	<4.0	<4.0	<4.0	<4.0	<4.0	<4.0	<4.0	**38 J**	<4.0	--	<40	<40	<40	--	--	--
SG-46	SG-46-15	08/10/2018	15.0	<8.0	<8.0	<8.0	<8.0	<8.0	<8.0	<8.0	<8.0	<8.0	<400	--	--	--	--	--	--
SG-46	SG-46-15 REP	08/10/2018	15.0	<8.0	<8.0	<8.0	<8.0	<8.0	<8.0	<8.0	<8.0	<8.0	<400	--	--	--	--	--	--
SG-46	SG-46-15	01/21/2019	15.0	<8.0	<8.0	<8.0	<8.0	<8.0	**11**	**8.0**	<8.0	<8.0 UJ	--	<80	<80	<80	--	--	--

TABLE A-4

HISTORICAL SOIL GAS SAMPLING RESULTS
Former Ford Aeronutronic Facility
Newport Beach, California

Sampling Location	Sample ID	Date Sampled [2]	Depth of Sample (feet bgs)	Volatile Organic Compounds [1] (µg/m³)									Leak Detection Compounds [1]						
				1,1-DCE	1,1-DCA	1,2-DCA	cis-1,2-DCE	trans-1,2-DCE	PCE	1,1,1-TCA	TCE	Vinyl Chloride	2-Propanol (µg/m³)	Heptane (µg/m³)	Hexane (µg/m³)	Pentane (µg/m³)	Helium (ppmv)	TFA (µg/m³)	DFA (µg/m³)
SG-46	SG-46-15	07/18/2019	15.0	<8.0	<8.0	<8.0	<8.0	<8.0	<8.0	<8.0	<8.0	<8.0	--	<80	<80	<80	--	--	--
SG-46	SG-46-15	01/30/2020	15.0	<8.0	<8.0	<8.0	<8.0	<8.0	<8.0	<8.0	<8.0	<8.0	--	<80	<80	<80	--	--	--
SG-46	SG-46-15	09/03/2020	15.0	<8.0	<8.0	<8.0	<8.0	<8.0	<8.0	<8.0	<8.0	<8.0	--	<80	<80	<80	--	--	--
SG-46	SG-46-15	01/14/2021	15.0	<8.0	<8.0	<8.0	<8.0	<8.0	<8.0	<8.0	<8.0	<8.0	--	<80	<80	<80	--	--	--
SG-46	SG-46-15	09/16/2021	15.0	<8.0	<8.0	<8.0	<8.0	<8.0	<8.0 UJ	<8.0	<8.0	<8.0	--	<80	<80	<80	--	--	--
SG-46	SG-46-15	01/13/2022	15.0	<4.0	<4.0	<4.0	<4.0	<4.0	**5.0**	<4.0	**30 J**	<4.0	--	<40	<40	<40	--	--	--
SG-47	SG-47-5	08/10/2018	5.0	<8.0	<8.0	<8.0	<8.0	<8.0	**23**	**17**	<8.0	<8.0	<400	--	--	--	--	--	--
SG-47	SG-47-10	08/10/2018	10.0	**247**	**10**	<8.0	<8.0	<8.0	**59**	**15**	**629**	<8.0	<400	--	--	--	--	--	--
SG-48	SG-48-5	09/15/2018	5.0	<8.0	<8.0	<8.0	<8.0	<8.0	**15**	<8.0	<8.0	<8.0	--	<400	<400	<400	--	--	--
SG-48	SG-48-5	01/26/2019	5.0	<8.0	<8.0	<8.0	<8.0	<8.0	<8.0	<8.0	<8.0	<8.0	--	<80	<80	<80	--	--	--
SG-48	SG-48-5	07/20/2019	5.0	<8.0	<8.0	<8.0	<8.0	<8.0	<8.0	<8.0	<8.0	<8.0	--	<80	<80	<80	--	--	--
SG-48	SG-48-5	01/20/2020	5.0	<8.0	<8.0	<8.0	<8.0	<8.0	**6.0 J**	<8.0	<8.0	<8.0 UJ	--	<80	<80	<80	--	--	--
SG-48	SG-48-5	08/27/2020	5.0	<8.0	<8.0	<8.0	<8.0	<8.0	<8.0	<8.0	<8.0	<8.0	--	<80	<80	<80	--	--	--
SG-48	SG-48-5	01/16/2021	5.0	<8.0	<8.0	<8.0	<8.0	<8.0	<8.0	<8.0	<8.0	<8.0	--	<80	<80	<80	--	--	--
SG-48	SG-48-5	09/25/2021	5.0	<8.0	<8.0	<8.0	<8.0	<8.0	<8.0 UJ	<8.0	<8.0	<8.0	--	<80	<80	<80	--	--	--
SG-48	SG-48-5	01/08/2022	5.0	<4.0	<4.0	<4.0	<4.0	<4.0	<4.0	<4.0	<4.0	<4.0	--	<40	<40	<40	--	--	--
SG-48	SG-48-12	09/15/2018	12.0	<8.0	<8.0	<8.0	<8.0	<8.0	**26**	<8.0	**12**	<8.0	--	<400	<400	<400	--	--	--
SG-48	SG-48-12	01/26/2019	12.0	<8.0	<8.0	<8.0	<8.0	<8.0	<8.0	<8.0	**6.0 J**	<8.0	--	<80	<80	<80	--	--	--
SG-48	SG-48-12 REP	01/26/2019	12.0	<8.0	<8.0	<8.0	<8.0	<8.0	<8.0	<8.0	**7.0 J**	<8.0	--	<80	<80	<80	--	--	--
SG-48	SG-48-12	07/20/2019	12.0	<8.0	<8.0	<8.0	<8.0	<8.0	<8.0	<8.0	<8.0	<8.0	--	<80	<80	<80	--	--	--
SG-48	SG-48-12 REP	07/20/2019	12.0	<8.0	<8.0	<8.0	<8.0	<8.0	<8.0	<8.0	**7.0 J**	<8.0	--	<80	<80	<80	--	--	--
SG-48	SG-48-12	01/20/2020	12.0	<8.0	<8.0	<8.0	<8.0	<8.0	**9.0**	<8.0	**10**	<8.0 UJ	--	<80	<80	<80	--	--	--
SG-48	SG-48-12	08/27/2020	12.0	<8.0	<8.0	<8.0	<8.0	<8.0	<8.0	<8.0	**6.0 J**	<8.0	--	<80	<80	<80	--	--	--
SG-48	SG-48-12	01/16/2021	12.0	<8.0	<8.0	<8.0	<8.0	<8.0	<8.0	<8.0	**6.0 J**	<8.0	--	<80	<80	<80	--	--	--
SG-48	SG-48-12	09/25/2021	12.0	<8.0 R	<8.0 R	<8.0 R	<8.0 R	<8.0 R	<8.0 R	<8.0 R	**4.0 R**	<8.0 R	--	**469**	**229**	**100**	**--**	**--**	--
SG-48	SG-48-12	01/08/2022	12.0	<4.0	<4.0	<4.0	<4.0	<4.0	<4.0	<4.0	**8.0**	<4.0	--	<40	<40	<40	--	--	--
SG-48	SG-48-12 REP	01/08/2022	12.0	<4.0	<4.0	<4.0	<4.0	<4.0	<4.0	<4.0	**8.0**	<4.0	--	<40	<40	<40	--	--	--
SG-49	SG-49-5	09/15/2018	5.0	<8.0	<8.0	<8.0	<8.0	<8.0	**12**	<8.0	<8.0	<8.0	--	<400	<400	<400	--	--	--
SG-49	SG-49-5	01/26/2019	5.0	<8.0	<8.0	<8.0	<8.0	<8.0	**23**	<8.0	<8.0	<8.0	--	<80	<80	<80	--	--	--
SG-49	SG-49-5	07/20/2019	5.0	<8.0	<8.0	<8.0	<8.0	<8.0	<8.0	<8.0	<8.0	<8.0	--	<80	<80	<80	--	--	--
SG-49	SG-49-5	01/20/2020	5.0	<8.0	<8.0	<8.0	<8.0	<8.0	**7.0 J**	<8.0	<8.0	<8.0 UJ	--	<80	<80	<80	--	--	--
SG-49	SG-49-5	08/27/2020	5.0	<8.0	<8.0	<8.0	<8.0	<8.0	<8.0	<8.0	<8.0	<8.0	--	<80	<80	<80	--	--	--
SG-49	SG-49-5	01/16/2021	5.0	<8.0	<8.0	<8.0	<8.0	<8.0	<8.0	<8.0	<8.0	<8.0	--	<80	<80	<80	--	--	--
SG-49	SG-49-5	09/25/2021	5.0	<8.0	<8.0	<8.0	<8.0	<8.0	<8.0 UJ	<8.0	<8.0	<8.0	--	<80	<80	<80	--	--	--
SG-49	SG-49-5	01/08/2022	5.0	<4.0	<4.0	<4.0	<4.0	<4.0	<4.0	<4.0	<4.0	<4.0	--	<40	<40	<40	--	--	--
SG-49	SG-49-5 REP	01/08/2022	5.0	<4.0	<4.0	<4.0	<4.0	<4.0	<4.0	<4.0	<4.0	<4.0	--	<40	<40	<40	--	--	--
SG-49	SG-49-10	09/15/2018	10.0	<8.0	<8.0	<8.0	<8.0	<8.0	**18**	<8.0	<8.0	<8.0	--	<400	<400	<400	--	--	--
SG-49	SG-49-10	01/08/2022	10.0	<4.0	<4.0	<4.0	<4.0	<4.0	<4.0	<4.0	<4.0	<4.0	--	<40	<40	<40	--	--	--
SG-50	SG-50-5	09/22/2018	5.0	<8.0	<8.0	<8.0	<8.0	<8.0	**20 J**	<8.0	<8.0	<8.0	--	<400	<400	<400	--	--	--
SG-50	SG-50-5 REP	09/22/2018	5.0	<8.0	<8.0	<8.0	<8.0	<8.0	**8.0 J**	<8.0	<8.0	<8.0	--	<400	<400	<400	--	--	--
SG-50	SG-50-5	01/26/2019	5.0	<8.0	<8.0	<8.0	<8.0	<8.0	<8.0	<8.0	<8.0	<8.0	--	<80	<80	<80	--	--	--
SG-50	SG-50-5	07/20/2019	5.0	<8.0	<8.0	<8.0	<8.0	<8.0	<8.0	<8.0	<8.0	<8.0	--	<80	<80	<80	--	--	--
SG-50	SG-50-15	09/22/2018	15.0	<8.0	<8.0	<8.0	<8.0	<8.0	**14**	<8.0	**7.0 J**	<8.0	--	<400	<400	<400	--	--	--
SG-50	SG-50-15	01/26/2019	15.0	<8.0	<8.0	<8.0	<8.0	<8.0	<8.0	<8.0	**7.0 J**	<8.0	--	<80	<80	<80	--	--	--
SG-50	SG-50-15	07/20/2019	15.0	<8.0	<8.0	<8.0	<8.0	<8.0	<8.0	<8.0	<8.0	<8.0	--	<80	<80	<80	--	--	--
SG-50	SG-50-15	01/20/2020	15.0	<8.0	<8.0	<8.0	<8.0	<8.0	**8.0**	<8.0	**9.0**	<8.0 UJ	--	<80	<80	<80	--	--	--
SG-50	SG-50-15	08/27/2020	15.0	<8.0	<8.0	<8.0	<8.0	<8.0	<8.0	<8.0	<8.0	<8.0	--	<80	<80	<80	--	--	--
SG-50	SG-50-15	01/16/2021	15.0	<8.0	<8.0	<8.0	<8.0	<8.0	<8.0	<8.0	<8.0	<8.0	--	<80	<80	<80	--	--	--
SG-50	SG-50-15 REP	01/16/2021	15.0	<8.0	<8.0	<8.0	<8.0	<8.0	<8.0	<8.0	<8.0	<8.0	--	<80	<80	<80	--	--	--
SG-50	SG-50-15	09/25/2021	15.0	<8.0	<8.0	<8.0	<8.0	<8.0	<8.0 UJ	<8.0	<8.0	<8.0	--	<80	<80	<80	--	--	--

TABLE A-4

HISTORICAL SOIL GAS SAMPLING RESULTS
Former Ford Aeronutronic Facility
Newport Beach, California

Sampling Location	Sample ID	Date Sampled [2]	Depth of Sample (feet bgs)	Volatile Organic Compounds [1] (µg/m³)									Leak Detection Compounds [1]						
				1,1-DCE	1,1-DCA	1,2-DCA	cis-1,2-DCE	trans-1,2-DCE	PCE	1,1,1-TCA	TCE	Vinyl Chloride	2-Propanol (µg/m³)	Heptane (µg/m³)	Hexane (µg/m³)	Pentane (µg/m³)	Helium (ppmv)	TFA (µg/m³)	DFA (µg/m³)
SG-50	SG-50-15	01/08/2022	15.0	<4.0	<4.0	<4.0	<4.0	<4.0	<4.0	<4.0	**6.0**	<4.0	--	<40	<40	<40	--	--	--
SG-51	SG-51-5	09/22/2018	5.0	<8.0	<8.0	<8.0	<8.0	<8.0	**12**	<8.0	**105**	<8.0	--	<400	<400	<400	--	--	--
SG-51	SG-51-5	01/26/2019	5.0	<8.0	<8.0	<8.0	<8.0	<8.0	**22**	<8.0	<8.0	<8.0	--	<80	<80	<80	--	--	--
SG-51	SG-51-5	07/20/2019	5.0	<8.0	<8.0	<8.0	<8.0	<8.0	<8.0	<8.0	<8.0	<8.0	--	<80	<80	<80	--	--	--
SG-51	SG-51-5	01/20/2020	5.0	<8.0	<8.0	<8.0	<8.0	<8.0	**8.0 J**	<8.0	<8.0	<8.0 UJ	--	<80	<80	<80	--	--	--
SG-51	SG-51-5 REP	01/20/2020	5.0	<8.0	<8.0	<8.0	<8.0	<8.0	**10**	<8.0	<8.0	<8.0 UJ	--	<80	<80	<80	--	--	--
SG-51	SG-51-5	08/27/2020	5.0	<8.0	<8.0	<8.0	<8.0	<8.0	<8.0	<8.0	<8.0	<8.0	--	<80	<80	<80	--	--	--
SG-51	SG-51-5	01/16/2021	5.0	<8.0	<8.0	<8.0	<8.0	<8.0	<8.0	<8.0	<8.0	<8.0	--	<80	<80	<80	--	--	--
SG-51	SG-51-5	09/25/2021	5.0	<8.0	<8.0	<8.0	<8.0	<8.0	<8.0 UJ	<8.0	<8.0	<8.0	--	<80	<80	<80	--	--	--
SG-51	SG-51-5	01/08/2022	5.0	<4.0	<4.0	<4.0	<4.0	<4.0	<4.0	<4.0	<4.0	<4.0	--	<40	<40	<40	--	--	--
SG-51	SG-51-15	09/22/2018	15.0	<8.0	<8.0	<8.0	<8.0	<8.0	**10**	<8.0	**24**	<8.0	--	<400	<400	<400	--	--	--
SG-51	SG-51-15	01/26/2019	15.0	<8.0	<8.0	<8.0	<8.0	<8.0	**30**	<8.0	**30**	<8.0	--	<80	<80	<80	--	--	--
SG-51	SG-51-15	07/20/2019	15.0	<8.0	<8.0	<8.0	<8.0	<8.0	<8.0	<8.0	**20**	<8.0	--	<80	<80	<80	--	--	--
SG-51	SG-51-15	08/27/2020	15.0	<8.0	<8.0	<8.0	<8.0	<8.0	<8.0	<8.0	**16**	<8.0	--	<80	<80	<80	--	--	--
SG-51	SG-51-15	01/16/2021	15.0	<8.0	<8.0	<8.0	<8.0	<8.0	<8.0	<8.0	**19**	<8.0	--	<80	<80	<80	--	--	--
SG-51	SG-51-15	09/25/2021	15.0	<8.0	<8.0	<8.0	<8.0	<8.0	<8.0 UJ	<8.0	**15**	<8.0	--	<80	<80	<80	--	--	--
SG-51	SG-51-15 REP	09/25/2021	15.0	<8.0	<8.0	<8.0	<8.0	<8.0	<8.0 UJ	<8.0	**16**	<8.0	--	<80	<80	<80	--	--	--
SG-51	SG-51-15	01/08/2022	15.0	<4.0	<4.0	<4.0	<4.0	<4.0	<4.0	<4.0	**14**	<4.0	--	<40	<40	<40	--	--	--
SG-52	SG-52-5	09/15/2018	5.0	<8.0	<8.0	<8.0	<8.0	<8.0	**18**	<8.0	<8.0	<8.0	--	<400	<400	<400	--	--	--
SG-52	SG-52-5	01/26/2019	5.0	<8.0	<8.0	<8.0	<8.0	<8.0	**31**	<8.0	<8.0	<8.0	--	<80	<80	<80	--	--	--
SG-52	SG-52-5	07/20/2019	5.0	<8.0	<8.0	<8.0	<8.0	<8.0	**17**	<8.0	<8.0	<8.0	--	<80	<80	<80	--	--	--
SG-52	SG-52-5	01/20/2020	5.0	<8.0	<8.0	<8.0	<8.0	<8.0	**8.0**	<8.0	<8.0	<8.0 UJ	--	<80	<80	<80	--	--	--
SG-52	SG-52-5	08/27/2020	5.0	<8.0	<8.0	<8.0	<8.0	<8.0	<8.0	<8.0	<8.0	<8.0	--	<80	<80	<80	--	--	--
SG-52	SG-52-5	01/16/2021	5.0	<8.0	<8.0	<8.0	<8.0	<8.0	<8.0	<8.0	<8.0	<8.0	--	<80	<80	<80	--	--	--
SG-52	SG-52-5	09/25/2021	5.0	<8.0	<8.0	<8.0	<8.0	<8.0	<8.0 UJ	<8.0	<8.0	<8.0	--	<80	<80	<80	--	--	--
SG-52	SG-52-5	01/08/2022	5.0	<4.0	<4.0	<4.0	<4.0	<4.0	<4.0	<4.0	<4.0	<4.0	--	<40	<40	<40	--	--	--
SG-52	SG-52-5	09/24/2022	5.0	<100	<100	<20	<100	<100	<20	<100	<20	<10	--	--	--	--	--	--	<100
SG-52	SG-52-14.5	09/15/2018	14.5	<8.0	<8.0	<8.0	<8.0	<8.0	**27**	<8.0	**11**	<8.0	--	<400	<400	<400	--	--	--
SG-52	SG-52-14.5	01/26/2019	14.5	<8.0	<8.0	<8.0	<8.0	<8.0	**19 J**	<8.0	**16**	<8.0	--	<80	<80	<80	--	--	--
SG-52	SG-52-14.5 REP	01/26/2019	14.5	<8.0	<8.0	<8.0	<8.0	<8.0	**32 J**	<8.0	**16**	<8.0	--	<80	<80	<80	--	--	--
SG-52	SG-52-14.5	07/20/2019	14.5	<8.0	<8.0	<8.0	<8.0	<8.0	<8.0	<8.0	**8.0 J**	<8.0	--	<80	<80	<80	--	--	--
SG-52	SG-52-14.5	01/20/2020	14.5	<8.0	<8.0	<8.0	<8.0	<8.0	**11**	<8.0	**10**	<8.0 UJ	--	<80	<80	<80	--	--	--
SG-52	SG-52-14.5	08/27/2020	14.5	<8.0	<8.0	<8.0	<8.0	<8.0	<8.0	<8.0	<8.0	<8.0	--	<80	<80	<80	--	--	--
SG-52	SG-52-14.5 REP	08/27/2020	14.5	<8.0	<8.0	<8.0	<8.0	<8.0	<8.0	<8.0	<8.0	<8.0	--	<80	<80	<80	--	--	--
SG-52	SG-52-14.5	01/16/2021	14.5	<8.0	<8.0	<8.0	<8.0	<8.0	<8.0	<8.0	**5.0 J**	<8.0	--	<80	<80	<80	--	--	--
SG-52	SG-52-14.5 REP	01/16/2021	14.5	<8.0	<8.0	<8.0	<8.0	<8.0	<8.0	<8.0	<8.0	<8.0	--	<80	<80	<80	--	--	--
SG-52	SG-52-14.5	09/25/2021	14.5	<8.0	<8.0	<8.0	<8.0	<8.0	<8.0 UJ	<8.0	<8.0	<8.0	--	<80	<80	<80	--	--	--
SG-52	SG-52-14.5 REP	09/25/2021	14.5	<8.0	<8.0	<8.0	<8.0	<8.0	<8.0 UJ	<8.0	<8.0	<8.0	--	<80	<80	<80	--	--	--
SG-52	SG-52-14.5	01/08/2022	14.5	<4.0	<4.0	<4.0	<4.0	<4.0	<4.0	<4.0	**5.0**	<4.0	--	<40	<40	<40	--	--	--
SG-52	SG-52-14.5	09/24/2022	14.5	<100	<100	<20	<100	<100	<20	<100	<20	<10	--	--	--	--	--	--	<100
SG-53	SG-53-5	09/15/2018	5.0	<8.0	<8.0	<8.0	<8.0	<8.0	**22**	<8.0	<8.0	<8.0	--	<400	<400	<400	--	--	--
SG-53	SG-53-5	01/26/2019	5.0	<8.0	<8.0	<8.0	<8.0	<8.0	**14**	<8.0	<8.0	<8.0	--	<80	<80	<80	--	--	--
SG-53	SG-53-5	09/25/2021	5.0	<8.0	<8.0	<8.0	<8.0	<8.0	<8.0 UJ	<8.0	<8.0	<8.0	--	<80	<80	<80	--	--	--
SG-53	SG-53-5	01/08/2022	5.0	<4.0	<4.0	<4.0	<4.0	<4.0	<4.0	<4.0	<4.0	<4.0	--	<40	<40	<40	--	--	--
SG-53	SG-53-5	09/24/2022	5.0	<100	<100	<20	<100	<100	<20	<100	<20	<10	--	--	--	--	--	--	<100
SG-53	SG-53-15	09/15/2018	15.0	<8.0	<8.0	<8.0	<8.0	<8.0	**23**	<8.0	**8.0**	<8.0	--	<400	<400	<400	--	--	--
SG-53	SG-53-15 REP	09/15/2018	15.0	<8.0	<8.0	<8.0	<8.0	<8.0	**28**	<8.0	**11**	<8.0	--	<400	<400	<400	--	--	--
SG-53	SG-53-15	01/26/2019	15.0	<8.0	<8.0	<8.0	<8.0	<8.0	**25**	<8.0	**10**	<8.0	--	<80	<80	<80	--	--	--
SG-53	SG-53-15	07/20/2019	15.0	<8.0	<8.0	<8.0	<8.0	<8.0	<8.0	<8.0	<8.0	<8.0	--	<80	<80	<80	--	--	--
SG-53	SG-53-15	01/20/2020	15.0	<8.0	<8.0	<8.0	<8.0	<8.0	**14**	<8.0	**6.0 J**	<8.0 UJ	--	<80	<80	<80	--	--	--

TABLE A-4

HISTORICAL SOIL GAS SAMPLING RESULTS
Former Ford Aeronutronic Facility
Newport Beach, California

Sampling Location	Sample ID	Date Sampled [2]	Depth of Sample (feet bgs)	Volatile Organic Compounds [1] (µg/m³)									Leak Detection Compounds [1]						
				1,1-DCE	1,1-DCA	1,2-DCA	cis-1,2-DCE	trans-1,2-DCE	PCE	1,1,1-TCA	TCE	Vinyl Chloride	2-Propanol (µg/m³)	Heptane (µg/m³)	Hexane (µg/m³)	Pentane (µg/m³)	Helium (ppmv)	TFA (µg/m³)	DFA (µg/m³)
SG-53	SG-53-15 REP	01/20/2020	15.0	<8.0	<8.0	<8.0	<8.0	<8.0	**13**	<8.0	<8.0	<8.0 UJ	--	<80	<80	<80	--	--	--
SG-53	SG-53-15	08/27/2020	15.0	<8.0	<8.0	<8.0	<8.0	<8.0	<8.0	<8.0	<8.0	<8.0	--	<80	<80	<80	--	--	--
SG-53	SG-53-15	01/16/2021	15.0	<8.0	<8.0	<8.0	<8.0	<8.0	<8.0	<8.0	<8.0	<8.0	--	<80	<80	<80	--	--	--
SG-53	SG-53-15	09/25/2021	15.0	<8.0	<8.0	<8.0	<8.0	<8.0	**7.0 J**	<8.0	<8.0	<8.0	--	<80	<80	<80	--	--	--
SG-53	SG-53-15	01/08/2022	15.0	<4.0	<4.0	<4.0	<4.0	<4.0	**5.0**	<4.0	<4.0	<4.0	--	<40	<40	<40	--	--	--
SG-53	SG-53-15	09/24/2022	15.0	<100	<100	<20	<100	<100	<20	<100	<20	<10	--	--	--	--	--	--	<100
SG-54	SG-54-5	09/15/2018	5.0	<8.0	<8.0	<8.0	<8.0	<8.0	**21**	<8.0	<8.0	<8.0	--	<400	<400	<400	--	--	--
SG-54	SG-54-5	01/26/2019	5.0	<8.0	<8.0	<8.0	<8.0	<8.0	<8.0	<8.0	<8.0	<8.0	--	<80	<80	<80	--	--	--
SG-54	SG-54-5	07/20/2019	5.0	<8.0	<8.0	<8.0	<8.0	<8.0	<8.0	<8.0	<8.0	<8.0	--	<80	<80	<80	--	--	--
SG-54	SG-54-5	01/20/2020	5.0	<8.0	<8.0	<8.0	<8.0	<8.0	**12**	<8.0	<8.0	<8.0 UJ	--	<80	<80	<80	--	--	--
SG-54	SG-54-5	08/27/2020	5.0	<8.0	<8.0	<8.0	<8.0	<8.0	<8.0	<8.0	<8.0	<8.0	--	<80	<80	<80	--	--	--
SG-54	SG-54-5	01/16/2021	5.0	<8.0	<8.0	<8.0	<8.0	<8.0	<8.0	<8.0	<8.0	<8.0	--	<80	<80	<80	--	--	--
SG-54	SG-54-5	09/24/2022	5.0	<100	<100	<20	<100	<100	<20	<100	<20	<10	--	--	--	--	--	--	<100
SG-54	SG-54-15	09/15/2018	15.0	<8.0	<8.0	<8.0	<8.0	<8.0	**32**	<8.0	**27**	<8.0	--	<400	<400	<400	--	--	--
SG-54	SG-54-15	07/20/2019	15.0	<8.0	<8.0	<8.0	<8.0	<8.0	<8.0	<8.0	**12**	<8.0	--	<80	<80	<80	--	--	--
SG-54	SG-54-15	01/20/2020	15.0	<8.0	<8.0	<8.0	<8.0	<8.0	**17**	<8.0	**20**	<8.0 UJ	--	<80	<80	<80	--	--	--
SG-54	SG-54-15	08/27/2020	15.0	<8.0	<8.0	<8.0	<8.0	<8.0	<8.0	<8.0	**17**	<8.0	--	<80	<80	<80	--	--	--
SG-54	SG-54-15	01/16/2021	15.0	<8.0	<8.0	<8.0	<8.0	<8.0	<8.0	<8.0	**16**	<8.0	--	<80	<80	<80	--	--	--
SG-54	SG-54-15	09/25/2021	15.0	<8.0	<8.0	<8.0	<8.0	<8.0	<8.0 UJ	<8.0	**13**	<8.0	--	<80	<80	<80	--	--	--
SG-54	SG-54-15	01/08/2022	15.0	<4.0	<4.0	<4.0	<4.0	<4.0	**6.0**	<4.0	**19**	<4.0	--	<40	<40	<40	--	--	--
SG-54	SG-54-15	09/24/2022	15.0	<100 UJ	<100 UJ	<20 UJ	<100 UJ	<100 UJ	<20 UJ	<100 UJ	<20 UJ	<10 UJ	--	--	--	--	--	--	<100
SG-55	SG-55-5	08/09/2018	5.0	<8.0	<8.0	<8.0	<8.0	<8.0	**5.0 J**	<8.0	<8.0	<8.0	<400	--	--	--	--	--	--
SG-55	SG-55-5	01/24/2019	5.0	<8.0	<8.0	<8.0	<8.0	<8.0	<8.0	<8.0	<8.0	<8.0	--	<80	<80	<80	--	--	--
SG-55	SG-55-5	07/24/2019	5.0	<8.0	<8.0	<8.0	<8.0	<8.0	<8.0	<8.0	**11**	<8.0	--	<80	<80	<80	--	--	--
SG-55	SG-55-5	02/05/2020	5.0	<8.0	<8.0	<8.0	<8.0	<8.0	<8.0	<8.0	<8.0	<8.0	--	<80	<80	<80	--	--	--
SG-55	SG-55-5	01/14/2021	5.0	<8.0	<8.0	<8.0	<8.0	<8.0	<8.0	<8.0	<8.0	<8.0	--	<80	<80	<80	--	--	--
SG-55	SG-55-5	09/16/2021	5.0	<8.0	<8.0	<8.0	<8.0	<8.0	<8.0 UJ	<8.0	**4.0 J**	<8.0	--	<80	<80	<80	--	--	--
SG-55	SG-55-5	01/06/2022	5.0	<4.0	<4.0	<4.0	<4.0	<4.0	<4.0	<4.0	<4.0	<4.0	--	<40	<40	<40	--	--	--
SG-55	SG-55-5 REP	01/06/2022	5.0	<4.0	<4.0	<4.0	<4.0	**4.0 J+**	<4.0	<4.0	<4.0	<4.0	--	<40	<40	<40	--	--	--
SG-55	SG-55-15	08/08/2018	15.0	<8.0	<8.0	<8.0	<8.0	<8.0	**13**	<8.0	<8.0	<8.0	<400	--	--	--	--	--	--
SG-56	SG-56-5	09/15/2018	5.0	<8.0	<8.0	<8.0	<8.0	<8.0	**18**	<8.0	<8.0	<8.0	--	<400	<400	<400	--	--	--
SG-56	SG-56-5	01/26/2019	5.0	<8.0	<8.0	<8.0	<8.0	<8.0	<8.0	<8.0	<8.0	<8.0	--	<80	<80	<80	--	--	--
SG-56	SG-56-5	07/20/2019	5.0	<8.0	<8.0	<8.0	<8.0	<8.0	<8.0	<8.0	<8.0	<8.0	--	<80	<80	<80	--	--	--
SG-56	SG-56-5	01/20/2020	5.0	<8.0	<8.0	<8.0	<8.0	<8.0	**13**	<8.0	<8.0	<8.0 UJ	--	<80	<80	<80	--	--	--
SG-56	SG-56-5	08/27/2020	5.0	<8.0	<8.0	<8.0	<8.0	<8.0	<8.0	<8.0	<8.0	<8.0	--	<80	<80	<80	--	--	--
SG-56	SG-56-5	01/16/2021	5.0	<8.0	<8.0	<8.0	<8.0	<8.0	<8.0	<8.0	<8.0	<8.0	--	<80	<80	<80	--	--	--
SG-56	SG-56-5	09/25/2021	5.0	<8.0	<8.0	<8.0	<8.0	<8.0	<8.0 UJ	<8.0	<8.0	<8.0	--	<80	<80	<80	--	--	--
SG-56	SG-56-5	01/08/2022	5.0	<4.0	<4.0	<4.0	<4.0	<4.0	<4.0	<4.0	<4.0	<4.0	--	<40	<40	<40	--	--	--
SG-56	SG-56-5	09/24/2022	5.0	<100	<100	<20	<100	<100	<20	<100	<20	<10	--	--	--	--	--	--	<100
SG-56	SG-56-15	09/15/2018	15.0	<8.0	<8.0	<8.0	<8.0	<8.0	**19**	<8.0	<8.0	<8.0	--	<400	<400	<400	--	--	--
SG-56	SG-56-15	01/26/2019	15.0	<8.0	<8.0	<8.0	<8.0	<8.0	<8.0	<8.0	<8.0	<8.0	--	<80	<80	<80	--	--	--
SG-56	SG-56-15	07/20/2019	15.0	<8.0	<8.0	<8.0	<8.0	<8.0	<8.0	<8.0	<8.0	<8.0	--	<80	<80	<80	--	--	--
SG-56	SG-56-15	01/20/2020	15.0	<8.0	<8.0	<8.0	<8.0	<8.0	**25**	<8.0	<8.0	<8.0 UJ	--	<80	<80	<80	--	--	--
SG-56	SG-56-15	08/27/2020	15.0	<8.0	<8.0	<8.0	<8.0	<8.0	<8.0	<8.0	<8.0	<8.0	--	<80	<80	<80	--	--	--
SG-56	SG-56-15	01/16/2021	15.0	<8.0	<8.0	<8.0	<8.0	<8.0	**7.0 J**	<8.0	<8.0	<8.0	--	<80	<80	<80	--	--	--
SG-56	SG-56-15	09/25/2021	15.0	<8.0	<8.0	<8.0	<8.0	<8.0	**8.0 J**	<8.0	<8.0	<8.0	--	<80	<80	<80	--	--	--
SG-56	SG-56-15	01/08/2022	15.0	<4.0	<4.0	<4.0	<4.0	<4.0	**7.0**	<4.0	<4.0	<4.0	--	<40	<40	<40	--	--	--
SG-56	SG-56-15	09/24/2022	15.0	<100	<100	<20	<100	<100	<20	<100	<20	<10	--	--	--	--	--	--	<100
SG-56	SG-56-15 REP	09/24/2022	15.0	<100	<100	<20	<100	<100	<20	<100	<20	<10	--	--	--	--	--	--	<100
SG-57	SG-57-5	01/26/2019	5.0	<8.0	<8.0	<8.0	<8.0	<8.0	<8.0	<8.0	<8.0	<8.0	--	<80	<80	<80	--	--	--

TABLE A-4

HISTORICAL SOIL GAS SAMPLING RESULTS
Former Ford Aeronutronic Facility
Newport Beach, California

Sampling Location	Sample ID	Date Sampled [2]	Depth of Sample (feet bgs)	Volatile Organic Compounds [1] (µg/m³)									Leak Detection Compounds [1]						
				1,1-DCE	1,1-DCA	1,2-DCA	cis-1,2-DCE	trans-1,2-DCE	PCE	1,1,1-TCA	TCE	Vinyl Chloride	2-Propanol (µg/m³)	Heptane (µg/m³)	Hexane (µg/m³)	Pentane (µg/m³)	Helium (ppmv)	TFA (µg/m³)	DFA (µg/m³)
SG-57	SG-57-5	07/11/2019	5.0	<8.0	<8.0	<8.0	<8.0	<8.0	<8.0	<8.0	<8.0	<8.0	--	<80	<80	<80	--	--	--
SG-57	SG-57-5	02/06/2020	5.0	<8.0	<8.0	<8.0	<8.0	<8.0	<8.0	<8.0	<8.0	<8.0	--	<80	<80	<80	--	--	--
SG-57	SG-57-5	08/13/2020	5.0	<8.0	<8.0	<8.0	<8.0	<8.0	**7.0 J**	<8.0	<8.0	<8.0	--	<80	<80	<80	--	--	--
SG-57	SG-57-5	01/26/2021	5.0	<8.0	<8.0	<8.0	<8.0	<8.0	<8.0	<8.0	<8.0	<8.0	--	<80	<80	<80	--	--	--
SG-57	SG-57-5	09/27/2021	5.0	<8.0	<8.0	<8.0	<8.0	<8.0	<8.0 UJ	<8.0	<8.0	<8.0	--	<80	<80	<80	--	--	--
SG-57	SG-57-5	01/26/2022	5.0	<4.0	<4.0	<4.0	<4.0	<4.0	<4.0	<4.0	<4.0	<4.0 UJ	--	<40	<40	<40	--	--	--
SG-57	SG-57-15	01/26/2019	15.0	<8.0	<8.0	<8.0	<8.0	<8.0	<8.0	<8.0	<8.0	<8.0	--	<80	<80	<80	--	--	--
SG-57	SG-57-15	07/11/2019	15.0	<8.0	<8.0	<8.0	<8.0	<8.0	<8.0	<8.0	<8.0	<8.0	--	<80	<80	<80	--	--	--
SG-57	SG-57-15	02/06/2020	15.0	<8.0	<8.0	<8.0	<8.0	<8.0	<8.0	<8.0	<8.0	<8.0	--	<80	<80	<80	--	--	--
SG-57	SG-57-15	08/13/2020	15.0	<8.0	<8.0	<8.0	<8.0	<8.0	<8.0	<8.0	**79**	<8.0	--	<80	<80	<80	--	--	--
SG-57	SG-57-15	01/26/2021	15.0	<8.0	<8.0	<8.0	<8.0	<8.0	<8.0	<8.0	<8.0	<8.0	--	<80	<80	<80	--	--	--
SG-57	SG-57-15	09/27/2021	15.0	<8.0	<8.0	<8.0	<8.0	<8.0	**8.0 J**	<8.0	<8.0	<8.0	--	<80	<80	<80	--	--	--
SG-57	SG-57-15	01/26/2022	15.0	<4.0	<4.0	<4.0	<4.0	<4.0	<4.0	<4.0	<4.0	<4.0 UJ	--	<40	<40	<40	--	--	--
SG-57	SG-57-15 REP	01/26/2022	15.0	<4.0	<4.0	<4.0	<4.0	<4.0	<4.0	<4.0	<4.0	<4.0 UJ	--	<40	<40	<40	--	--	--
SG-58	SG-58-5	04/22/2019	5.0	<8.0 R	<8.0 R	<8.0 R	<8.0 R	<8.0 R	**6.0 R**	<8.0 R	<8.0 R	<8.0 R	--	**39,000**	**34,500**	**24,900**	**--**	**--**	--
SG-58	SG-58-5 RR	04/22/2019	5.0	<8.0 R	<8.0 R	<8.0 R	<8.0 R	<8.0 R	**6.0 R**	<8.0 R	<8.0 R	<8.0 R	--	**2,880**	**2,220**	**1,670**	**--**	**--**	--
SG-58	SG-58-5	07/11/2019	5.0	<8.0	<8.0	<8.0	<8.0	<8.0	**9.0**	<8.0	<8.0	<8.0	--	<80	<80	<80	--	--	--
SG-58	SG-58-5	02/14/2020	5.0	<8.0 R	<8.0 R	<8.0 R	<8.0 R	<8.0 R	**11 R**	<8.0 R	<8.0 R	<8.0 R	--	**4,000**	**4,000**	**1,300**	**--**	**--**	--
SG-58	SG-58-5	01/20/2022	5.0	<4.0	<4.0	<4.0	<4.0	<4.0	**9.0**	<4.0	<4.0	<4.0	--	<40	<40	<40	--	--	--
SG-58	SG-58-15	04/22/2019	15.0	<8.0	<8.0	<8.0	<8.0	<8.0	**13**	<8.0	<8.0	<8.0	--	<80	<80	<80	--	--	--
SG-58	SG-58-15	07/11/2019	15.0	<8.0	<8.0	<8.0	<8.0	<8.0	**11**	<8.0	<8.0	<8.0	--	<80	<80	<80	--	--	--
SG-58	SG-58-15	02/14/2020	15.0	<8.0	<8.0	<8.0	<8.0	<8.0	**8.0 J**	<8.0	<8.0	<8.0	--	<80	<80	<80	--	--	--
SG-58	SG-58-15	08/11/2020	15.0	<8.0	<8.0	<8.0	<8.0	<8.0	**11**	<8.0	<8.0	<8.0	--	<80	<80	<80	--	--	--
SG-58	SG-58-15 REP	08/11/2020	15.0	<8.0	<8.0	<8.0	<8.0	<8.0	**11**	<8.0	<8.0	<8.0	--	<80	<80	<80	--	--	--
SG-58	SG-58-15	01/26/2021	15.0	<8.0	<8.0	<8.0	**4.0 J**	<8.0	**12**	<8.0	<8.0	<8.0	--	<80	<80	<80	--	--	--
SG-58	SG-58-15	09/27/2021	15.0	<8.0	<8.0	<8.0	<8.0	<8.0	**16 J**	<8.0	<8.0	<8.0	--	<80	<80	<80	--	--	--
SG-58	SG-58-15	01/20/2022	15.0	<4.0	<4.0	<4.0	<4.0	<4.0	**13**	<4.0	<4.0	<4.0	--	<40	<40	<40	--	--	--
SG-58	SG-58-15 REP	01/20/2022	15.0	<4.0	<4.0	<4.0	<4.0	<4.0	**14**	<4.0	<4.0	<4.0	--	<40	<40	<40	--	--	--
SG-59	SG-59-5	08/08/2018	5.0	<8.0	<8.0	<8.0	<8.0	<8.0	**11**	<8.0	<8.0	<8.0	<400	--	--	--	--	--	--
SG-59	SG-59-5	01/24/2019	5.0	**10**	<8.0	<8.0	<8.0	<8.0	**14**	<8.0	**8.0 J**	<8.0	--	<80	<80	<80	--	--	--
SG-59	SG-59-5	07/24/2019	5.0	<8.0	<8.0	<8.0	<8.0	<8.0	**18**	<8.0	<8.0	<8.0 UJ	--	<80	<80	<80	--	--	--
SG-59	SG-59-5	02/05/2020	5.0	<8.0	<8.0	<8.0	<8.0	<8.0	<8.0	<8.0	<8.0	<8.0	--	<80	<80	<80	--	--	--
SG-59	SG-59-5	08/19/2020	5.0	<8.0	<8.0	<8.0	<8.0	<8.0	<8.0	<8.0	<8.0	<8.0	--	<80	<80	<80	--	--	--
SG-59	SG-59-5	01/15/2021	5.0	<8.0	<8.0	<8.0	<8.0	<8.0	<8.0	<8.0	<8.0	<8.0	--	<80	<80	<80	--	--	--
SG-59	SG-59-5	09/17/2021	5.0	<8.0	<8.0	<8.0	<8.0	<8.0	<8.0	<8.0	<8.0	<8.0	--	<80	<80	<80	--	--	--
SG-59	SG-59-5	01/20/2022	5.0	<4.0	<4.0	<4.0	<4.0	<4.0	<4.0	<4.0	<4.0	<4.0	--	<40	<40	<40	--	--	--
SG-59	SG-59-15	08/08/2018	15.0	<8.0	<8.0	<8.0	<8.0	<8.0	**17**	<8.0	<8.0	<8.0	<400	--	--	--	--	--	--
SG-59	SG-59-15	01/24/2019	15.0	<8.0	<8.0	<8.0	<8.0	<8.0	**10**	<8.0	**6.0 J**	<8.0	--	<80	<80	<80	--	--	--
SG-59	SG-59-15	07/24/2019	15.0	<8.0	<8.0	<8.0	<8.0	<8.0	**12**	<8.0	<8.0	<8.0 UJ	--	<80	<80	<80	--	--	--
SG-59	SG-59-15	02/05/2020	15.0	<8.0	<8.0	<8.0	<8.0	<8.0	<8.0	<8.0	<8.0	<8.0	--	<80	<80	<80	--	--	--
SG-59	SG-59-15	08/19/2020	15.0	<8.0	<8.0	<8.0	<8.0	<8.0	<8.0	<8.0	<8.0	<8.0	--	<80	<80	<80	--	--	--
SG-59	SG-59-15	01/15/2021	15.0	<8.0	<8.0	<8.0	<8.0	<8.0	<8.0	<8.0	<8.0	<8.0	--	<80	<80	<80	--	--	--
SG-59	SG-59-15	09/17/2021	15.0	<8.0	<8.0	<8.0	<8.0	<8.0	<8.0	<8.0	<8.0	<8.0	--	<80	<80	<80	--	--	--
SG-59	SG-59-15	01/20/2022	15.0	<4.0	<4.0	<4.0	<4.0	<4.0	<4.0	<4.0	<4.0	<4.0	--	<40	<40	<40	--	--	--
SG-60	SG-60-5	01/26/2019	5.0	**6.0 J**	<8.0	<8.0	<8.0	<8.0	**37**	<8.0	<8.0	<8.0	--	<80	<80	<80	--	--	--
SG-60	SG-60-5	07/11/2019	5.0	<8.0	<8.0	<8.0	<8.0	<8.0	**13**	<8.0	<8.0	<8.0	--	<80	<80	<80	--	--	--
SG-60	SG-60-5	02/06/2020	5.0	<8.0	<8.0	<8.0	<8.0	<8.0	**15**	<8.0	**17**	<8.0	--	<80	<80	<80	--	--	--
SG-60	SG-60-5	08/14/2020	5.0	<8.0	<8.0	<8.0	<8.0	<8.0	**33**	<8.0	**15**	<8.0	--	<80	<80	<80	--	--	--
SG-60	SG-60-5	01/26/2021	5.0	<8.0	<8.0	<8.0	<8.0	<8.0	**9.0**	<8.0	<8.0	<8.0	--	<80	<80	<80	--	--	--
SG-60	SG-60-5	09/27/2021	5.0	<8.0	<8.0	<8.0	<8.0	<8.0	**24 J**	<8.0	<8.0	<8.0	--	<80	<80	<80	--	--	--

TABLE A-4

HISTORICAL SOIL GAS SAMPLING RESULTS
Former Ford Aeronutronic Facility
Newport Beach, California

Sampling Location	Sample ID	Date Sampled [2]	Depth of Sample (feet bgs)	Volatile Organic Compounds [1] (µg/m³)									Leak Detection Compounds [1]						
				1,1-DCE	1,1-DCA	1,2-DCA	cis-1,2-DCE	trans-1,2-DCE	PCE	1,1,1-TCA	TCE	Vinyl Chloride	2-Propanol (µg/m³)	Heptane (µg/m³)	Hexane (µg/m³)	Pentane (µg/m³)	Helium (ppmv)	TFA (µg/m³)	DFA (µg/m³)
SG-60	SG-60-5	01/26/2022	5.0	<4.0	<4.0	<4.0	<4.0	<4.0	<4.0	<4.0	<4.0	<4.0 UJ	--	<40	<40	<40	--	--	--
SG-60	SG-60-5	09/26/2022	5.0	<100	<100	<20	<100	<100	<20	<100	<20	<10	--	--	--	--	--	--	<100
SG-60	SG-60-15	01/26/2019	15.0	**21**	<8.0	<8.0	<8.0	<8.0	**204**	**95**	**994**	<8.0	--	<80	<80	<80	--	--	--
SG-60	SG-60-15	07/11/2019	15.0	**10**	<8.0	<8.0	<8.0	<8.0	**232**	**99**	**1,310**	<8.0	--	<80	<80	<80	--	--	--
SG-60	SG-60-15	02/06/2020	15.0	<8.0	<8.0	<8.0	<8.0	<8.0	**228**	**97**	**1,110**	<8.0	--	<80	<80	<80	--	--	--
SG-60	SG-60-15	08/14/2020	15.0	**7.0 J**	<8.0	<8.0	<8.0	<8.0	**292**	**160**	**1,090**	<8.0	--	<80	<80	<80	--	--	--
SG-60	SG-60-15	01/26/2021	15.0	<8.0	<8.0	<8.0	<8.0	<8.0	**282**	**198**	**679**	<8.0	--	<80	<80	<80	--	--	--
SG-60	SG-60-15	09/27/2021	15.0	<8.0	<8.0	<8.0	<8.0	<8.0	**363 J**	**233**	**678**	<8.0	--	<80	<80	<80	--	--	--
SG-60	SG-60-15	01/26/2022	15.0	**7.0**	<4.0	<4.0	<4.0	<4.0	**314**	**253**	**604**	<4.0 UJ	--	<40	<40	<40	--	--	--
SG-60	SG-60-15	09/26/2022	15.0	<100	<100	<20	<100	<100	**190**	**130**	**320**	<10	--	--	--	--	--	--	<100
SG-80	SG-80-5	12/21/2018	5.0	**73**	<5.0	<5.0	<10	<10	**18**	<5.0	**860**	<5.0	<290	--	--	--	--	--	--
SG-80	SG-80-5	01/22/2019	5.0	**228**	<8.0	<8.0	<8.0	<8.0	**6.0 J**	<8.0	**1,540**	<8.0	--	<80	<80	<80	--	--	--
SG-80	SG-80-5	07/08/2019	5.0	**203 J**	<8.0	<8.0	**3.0 J**	<8.0	**9.0**	<8.0 UJ	**1,770**	<8.0	--	<80	<80	<80	--	--	--
SG-80	SG-80-5	02/13/2020	5.0	**122**	<8.0	<8.0	<8.0	<8.0	<8.0	<8.0	**976**	<8.0	--	<80	<80	<80	--	--	--
SG-80	SG-80-5	08/20/2020	5.0	**250**	<8.0	<8.0	<8.0	<8.0	**14**	<8.0	**2,030**	<8.0	--	<80	<80	<80	--	--	--
SG-80	SG-80-5	01/04/2021	5.0	**189**	<8.0	<8.0	<8.0	<8.0	**6.0 J**	<8.0	**1,090**	<8.0	--	<80	<80	<80	--	--	--
SG-80	SG-80-5	09/07/2021	5.0	**143**	<8.0	<8.0	<8.0	**3.0 J**	**9.0 J**	<8.0	**1,200**	<8.0	--	<80	<80	<80	--	--	--
SG-80	SG-80-5	02/02/2022	5.0	**115**	<4.0	<4.0	<4.0	<4.0	**8.0 J+**	<4.0	**769 J**	<4.0	--	<40	<40	<40	--	--	--
SG-80	SG-80-5	10/10/2022	5.0	**160**	<100	<20	<100	<100	<20	<100	**1,000**	<10	--	--	--	--	--	--	<100
SG-80	SG-80-15	12/21/2018	15.0	**740**	**77**	<5.0	**220**	**19**	**36**	<5.0	**7,800**	<5.0	<290	--	--	--	--	--	--
SG-80	SG-80-15	01/22/2019	15.0	**2,140**	**144**	<8.0	**352**	**29**	**35**	<8.0	**13,000**	**13 J**	--	<80	<80	<80	--	--	--
SG-80	SG-80-15	07/08/2019	15.0	**1,530 J**	**154**	<8.0	**320**	**20**	**31**	<8.0 UJ	**9,720**	<8.0	--	<80	<80	<80	--	--	--
SG-80	SG-80-15	02/13/2020	15.0	**1,140**	**108**	<8.0	**264**	**19**	**22**	<8.0	**8,600**	<8.0	--	<80	<80	<80	--	--	--
SG-80	SG-80-15 REP	02/13/2020	15.0	**1,230**	**103**	<8.0	**255**	**17**	**24**	<8.0	**8,400**	<8.0	--	<80	<80	<80	--	--	--
SG-80	SG-80-15	08/20/2020	15.0	**1,910**	**123**	<8.0	**276**	**26**	**42**	<8.0	**14,600**	<8.0	--	<80	<80	<80	--	--	--
SG-80	SG-80-15	01/04/2021	15.0	**1,490**	**106**	<8.0	**240**	**22**	**29**	<8.0	**9,980**	<8.0	--	<80	<80	<80	--	--	--
SG-80	SG-80-15	09/07/2021	15.0	**1,240**	**65**	<8.0	**172**	**21**	**28 J**	<8.0	**7,820**	<8.0	--	<80	<80	<80	--	--	--
SG-80	SG-80-15	02/02/2022	15.0	**1,270**	**79**	<4.0	**187**	**21**	**31 J**	<4.0	**7,590 J**	<4.0	--	<40	<40	<40	--	--	--
SG-80	SG-80-15	10/10/2022	15.0	**1,500**	<100	<20	**210**	<100	**28**	<100	**8,400**	<10	--	--	--	--	--	--	<100
SG-81	SG-81-5	12/21/2018	5.0	<5.0	<5.0	<5.0	<10	<10	**12**	<5.0	<5.0	<5.0	<290	--	--	--	--	--	--
SG-81	SG-81-5	01/22/2019	5.0	<8.0	<8.0	<8.0	<8.0	<8.0	<8.0	<8.0	<8.0	<8.0	--	<80	<80	<80	--	--	--
SG-81	SG-81-15	12/21/2018	15.0	<5.0	<5.0	<5.0	<10	<10	**18**	<5.0	**29**	<5.0	<290	--	--	--	--	--	--
SG-82	SG-82-5	12/21/2018	5.0	<5.0	<5.0	<5.0	<10	<10	**34**	<5.0	<5.0	<5.0	<290	--	--	--	--	--	--
SG-82	SG-82-5	01/23/2019	5.0	<8.0	<8.0	<8.0	<8.0	<8.0	<8.0	<8.0	<8.0	<8.0	--	<80	<80	<80	--	--	--
SG-82	SG-82-5	07/08/2019	5.0	<8.0	<8.0	<8.0	<8.0	<8.0	<8.0	<8.0 UJ	<8.0	<8.0	--	<80	<80	<80	--	--	--
SG-82	SG-82-5	02/13/2020	5.0	<8.0	<8.0	<8.0	<8.0	<8.0	<8.0	<8.0	<8.0	<8.0	--	<80	<80	<80	--	--	--
SG-82	SG-82-5	08/20/2020	5.0	<8.0	<8.0	<8.0	<8.0	<8.0	**4.0 J**	<8.0	<8.0	<8.0	--	<80	<80	<80	--	--	--
SG-82	SG-82-5	01/04/2021	5.0	<8.0	<8.0	<8.0	<8.0	<8.0	<8.0	<8.0	<8.0	<8.0	--	<80	<80	<80	--	--	--
SG-82	SG-82-5	09/07/2021	5.0	<8.0	<8.0	<8.0	<8.0	**3.0 J**	<8.0 UJ	<8.0	<8.0	<8.0	--	<80	<80	<80	--	--	--
SG-82	SG-82-5	02/02/2022	5.0	<4.0	<4.0	<4.0	<4.0	<4.0	**6.0 J+**	<4.0	**13 J**	<4.0	--	<40	<40	<40	--	--	--
SG-82	SG-82-5 REP	02/02/2022	5.0	<4.0	<4.0	<4.0	<4.0	<4.0	**7.0 J+**	<4.0	**20 J**	<4.0	--	<40	<40	<40	--	--	--
SG-82	SG-82-5	10/12/2022	5.0	<100 R	<100 R	<20 R	<100 R	<100 R	<20 R	<100 R	<20 R	<10 R	--	--	--	--	--	--	**120**
SG-82	SG-82-15	12/21/2018	15.0	<5.0	<5.0	<5.0	<10	<10	**9.4**	<5.0	<5.0	<5.0	<290	--	--	--	--	--	--
SG-82	SG-82-15	01/23/2019	15.0	<8.0	<8.0	<8.0	<8.0	<8.0	<8.0	<8.0	<8.0	<8.0	--	<80	<80	<80	--	--	--
SG-82	SG-82-15	07/08/2019	15.0	<8.0	<8.0	<8.0	<8.0	<8.0	<8.0	<8.0 UJ	<8.0	<8.0	--	<80	<80	<80	--	--	--
SG-82	SG-82-15	02/13/2020	15.0	<8.0	<8.0	<8.0	<8.0	<8.0	<8.0	<8.0	<8.0	<8.0	--	<80	<80	<80	--	--	--
SG-82	SG-82-15	08/20/2020	15.0	<8.0	<8.0	<8.0	<8.0	<8.0	<8.0	<8.0	**4.0 J**	<8.0	--	<80	<80	<80	--	--	--
SG-82	SG-82-15 REP	08/20/2020	15.0	<8.0	<8.0	<8.0	<8.0	<8.0	<8.0	<8.0	**5.0 J**	<8.0	--	<80	<80	<80	--	--	--
SG-82	SG-82-15	01/04/2021	15.0	<8.0	<8.0	<8.0	<8.0	<8.0	<8.0	<8.0	<8.0	<8.0	--	<80	<80	<80	--	--	--
SG-82	SG-82-15 REP	01/04/2021	15.0	<8.0	<8.0	<8.0	<8.0	<8.0	<8.0	<8.0	<8.0	<8.0	--	<80	<80	<80	--	--	--

TABLE A-4

HISTORICAL SOIL GAS SAMPLING RESULTS
Former Ford Aeronutronic Facility
Newport Beach, California

Sampling Location	Sample ID	Date Sampled [2]	Depth of Sample (feet bgs)	Volatile Organic Compounds [1] (µg/m³)									Leak Detection Compounds [1]						
				1,1-DCE	1,1-DCA	1,2-DCA	cis-1,2-DCE	trans-1,2-DCE	PCE	1,1,1-TCA	TCE	Vinyl Chloride	2-Propanol (µg/m³)	Heptane (µg/m³)	Hexane (µg/m³)	Pentane (µg/m³)	Helium (ppmv)	TFA (µg/m³)	DFA (µg/m³)
SG-82	SG-82-15	09/07/2021	15.0	<8.0	<8.0	<8.0	<8.0	**3.0 J**	<8.0 UJ	<8.0	**6.0 J**	<8.0	--	<80	<80	<80	--	--	--
SG-82	SG-82-15	02/02/2022	15.0	<4.0	<4.0	<4.0	<4.0	<4.0	<4.0 UJ	<4.0	<4.0 UJ	<4.0	--	<40	<40	<40	--	--	--
SG-82	SG-82-15	10/12/2022	15.0	<100	<100	<20	<100	<100	<20	<100	<20	<10	--	--	--	--	--	--	<100
SG-83	SG-83-5	12/21/2018	5.0	<5.0	<5.0	<5.0	<10	<10	**20**	<5.0	**7.2**	<5.0	<290	--	--	--	--	--	--
SG-83	SG-83-5	01/23/2019	5.0	<8.0	<8.0	<8.0	<8.0	<8.0	<8.0	<8.0	<8.0	<8.0	--	<80	<80	<80	--	--	--
SG-83	SG-83-5	07/08/2019	5.0	<8.0	<8.0	<8.0	<8.0	<8.0	<8.0	<8.0 UJ	<8.0	<8.0	--	<80	<80	<80	--	--	--
SG-83	SG-83-5	02/13/2020	5.0	<8.0	<8.0	<8.0	<8.0	<8.0	<8.0	<8.0	<8.0	<8.0	--	<80	<80	<80	--	--	--
SG-83	SG-83-5	08/20/2020	5.0	<8.0	<8.0	<8.0	<8.0	<8.0	<8.0	<8.0	<8.0	<8.0	--	<80	<80	<80	--	--	--
SG-83	SG-83-5	01/04/2021	5.0	<8.0	<8.0	<8.0	<8.0	<8.0	<8.0	<8.0	<8.0	<8.0	--	<80	<80	<80	--	--	--
SG-83	SG-83-5	09/07/2021	5.0	<8.0	<8.0	<8.0	<8.0	<8.0	<8.0 UJ	<8.0	<8.0	<8.0	--	<80	<80	<80	--	--	--
SG-83	SG-83-5	02/02/2022	5.0	<4.0	<4.0	<4.0	<4.0	<4.0	<4.0 UJ	<4.0	**4.0 J**	<4.0	--	<40	<40	<40	--	--	--
SG-83	SG-83-5	10/12/2022	5.0	<100	<100	<20	<100	<100	<20	<100	<20	<10	--	--	--	--	--	--	<100
SG-83	SG-83-15	12/21/2018	15.0	<5.0	<5.0	<5.0	<10	<10	**29**	<5.0	<5.0	<5.0	<290	--	--	--	--	--	--
SG-83	SG-83-15	01/23/2019	15.0	<8.0	<8.0	<8.0	<8.0	<8.0	<8.0	<8.0	<8.0	<8.0	--	<80	<80	<80	--	--	--
SG-83	SG-83-15	07/08/2019	15.0	**11 J**	<8.0	<8.0	<8.0	<8.0	<8.0	<8.0 UJ	<8.0	<8.0	--	<80	<80	<80	--	--	--
SG-83	SG-83-15 REP	07/08/2019	15.0	**7.0 J**	<8.0	<8.0	<8.0	<8.0	<8.0	<8.0 UJ	<8.0	<8.0	--	<80	<80	<80	--	--	--
SG-83	SG-83-15	02/13/2020	15.0	<8.0	<8.0	<8.0	<8.0	<8.0	<8.0	<8.0	<8.0	<8.0	--	<80	<80	<80	--	--	--
SG-83	SG-83-15	08/20/2020	15.0	<8.0	<8.0	<8.0	<8.0	<8.0	<8.0	<8.0	**4.0 J**	<8.0	--	<80	<80	<80	--	--	--
SG-83	SG-83-15	01/04/2021	15.0	<8.0	<8.0	<8.0	<8.0	<8.0	<8.0	<8.0	<8.0	<8.0	--	<80	<80	<80	--	--	--
SG-83	SG-83-15	09/07/2021	15.0	<8.0	<8.0	<8.0	<8.0	**4.0 J**	<8.0 UJ	<8.0	<8.0	<8.0	--	<80	<80	<80	--	--	--
SG-83	SG-83-15 REP	09/07/2021	15.0	<8.0	<8.0	<8.0	<8.0	<8.0	<8.0 UJ	<8.0	<8.0	<8.0	--	<80	<80	<80	--	--	--
SG-83	SG-83-15	02/02/2022	15.0	<4.0	<4.0	<4.0	<4.0	<4.0	**4.0 J+**	<4.0	**8.0 J**	<4.0	--	<40	<40	<40	--	--	--
SG-83	SG-83-15	10/12/2022	15.0	<100	<100	<20	<100	<100	<20	<100	<20	<10	--	--	--	--	--	--	**100**
SG-84	SG-84-5	12/19/2018	5.0	<5.0	<5.0	<5.0	<10	<10	**44**	<5.0	**7.0**	<5.0	<290	--	--	--	--	--	--
SG-84	SG-84-5 REP	12/19/2018	5.0	<5.0	<5.0	<5.0	<10	<10	**37**	<5.0	<5.0	<5.0	<290	--	--	--	--	--	--
SG-84	SG-84-5	01/23/2019	5.0	**17**	<8.0	<8.0	<8.0	<8.0	**9.0**	**18**	**7.0 J**	<8.0	--	<80	<80	<80	--	--	--
SG-84	SG-84-5	07/23/2019	5.0	<8.0	<8.0	<8.0	<8.0	<8.0	**5.0 J**	**31**	<8.0	<8.0	--	<80	<80	<80	--	--	--
SG-84	SG-84-5 REP	07/23/2019	5.0	<8.0	<8.0	<8.0	<8.0	<8.0	**6.0 J**	**35**	**6.0 J**	<8.0	--	<80	<80	<80	--	--	--
SG-84	SG-84-5	02/05/2020	5.0	<8.0	<8.0	<8.0	<8.0	<8.0	<8.0	**18**	<8.0	<8.0	--	<80	<80	<80	--	--	--
SG-84	SG-84-5	08/24/2020	5.0	<8.0	<8.0	<8.0	<8.0	<8.0	**21**	**34**	**10**	<8.0	--	<80	<80	<80	--	--	--
SG-84	SG-84-5	01/15/2021	5.0	**7.0 J-**	<8.0	<8.0	<8.0	<8.0	<8.0	<8.0	<8.0	<8.0	--	<80	<80	<80	--	--	--
SG-84	SG-84-5	09/17/2021	5.0	<8.0	<8.0	<8.0	<8.0	<8.0	**19 J+**	**27**	**10 J+**	<8.0	--	<80	<80	<80	--	--	--
SG-84	SG-84-5 REP	09/17/2021	5.0	<8.0	<8.0	<8.0	<8.0	<8.0	**19 J+**	**29**	**9.0 J+**	<8.0	--	<80	<80	<80	--	--	--
SG-84	SG-84-5	01/05/2022	5.0	<4.0	<4.0	<4.0	<4.0	<4.0	**7.0**	**14**	<4.0	<4.0	--	<40	<40	<40	--	--	--
SG-85A	SG-85A-15	01/25/2019	15.0	<8.0	<8.0	<8.0	<8.0	<8.0	<8.0	<8.0	<8.0	<8.0	--	<80	<80	<80	--	--	--
SG-85A	SG-85A-15	07/26/2019	15.0	<8.0	<8.0	<8.0	<8.0	<8.0	<8.0	<8.0	<8.0	<8.0	--	<80	<80	<80	--	--	--
SG-85A	SG-85A-15 REP	07/26/2019	15.0	<8.0	<8.0	<8.0	<8.0	<8.0	<8.0	<8.0	<8.0	<8.0	--	<80	<80	<80	--	--	--
SG-85A	SG-85A-15	02/05/2020	15.0	<8.0	<8.0	<8.0	<8.0	<8.0	<8.0	<8.0	<8.0	<8.0	--	<80	<80	<80	--	--	--
SG-85A	SG-85A-15	08/24/2020	15.0	<8.0	<8.0	<8.0	<8.0	<8.0	<8.0	<8.0	<8.0	<8.0	--	<80	<80	<80	--	--	--
SG-85A	SG-85A-15	01/18/2021	15.0	<8.0	<8.0	<8.0	<8.0	<8.0	<8.0	<8.0	<8.0	<8.0	--	<80	<80	<80	--	--	--
SG-85A	SG-85A-15	09/17/2021	15.0	<8.0	<8.0	<8.0	<8.0	<8.0	<8.0 UJ	<8.0	<8.0	<8.0	--	<80	<80	<80	--	--	--
SG-85A	SG-85A-15	01/28/2022	15.0	<4.0	<4.0	<4.0	<4.0	<4.0	<4.0	<4.0	<4.0	<4.0 UJ	--	<40	<40	<40	--	--	--
SG-86	SG-86-5	01/03/2019	5.0	<5.0	<5.0	<5.0	<10	<10	**8.8**	<5.0	<5.0	<5.0	<290	--	--	--	--	--	--
SG-86	SG-86-5	01/23/2019	5.0	<8.0	<8.0	<8.0	<8.0	<8.0	**61**	<8.0	**9.0**	<8.0	--	<80	<80	<80	--	--	--
SG-86	SG-86-5	07/23/2019	5.0	<8.0	<8.0	<8.0	<8.0	<8.0	<8.0	<8.0	<8.0	<8.0	--	<80	<80	<80	--	--	--
SG-86	SG-86-5	02/05/2020	5.0	<8.0	<8.0	<8.0	<8.0	<8.0	<8.0	<8.0	<8.0	<8.0	--	<80	<80	<80	--	--	--
SG-86	SG-86-5	08/24/2020	5.0	<8.0	<8.0	<8.0	<8.0	<8.0	<8.0	<8.0	<8.0	<8.0	--	<80	<80	<80	--	--	--
SG-86	SG-86-5	01/15/2021	5.0	**6.0 J-**	<8.0	<8.0	<8.0	<8.0	<8.0	<8.0	<8.0	<8.0	--	<80	<80	<80	--	--	--
SG-86	SG-86-5	09/17/2021	5.0	<8.0	<8.0	<8.0	<8.0	<8.0	<8.0 UJ	<8.0	<8.0	<8.0	--	<80	<80	<80	--	--	--
SG-86	SG-86-5	01/05/2022	5.0	<4.0	<4.0	<4.0	<4.0	<4.0	<4.0	<4.0	<4.0 UJ	<4.0	--	<40	<40	<40	--	--	--

TABLE A-4

HISTORICAL SOIL GAS SAMPLING RESULTS
Former Ford Aeronutronic Facility
Newport Beach, California

Sampling Location	Sample ID	Date Sampled [2]	Depth of Sample (feet bgs)	Volatile Organic Compounds [1] (µg/m³)									Leak Detection Compounds [1]						
				1,1-DCE	1,1-DCA	1,2-DCA	cis-1,2-DCE	trans-1,2-DCE	PCE	1,1,1-TCA	TCE	Vinyl Chloride	2-Propanol (µg/m³)	Heptane (µg/m³)	Hexane (µg/m³)	Pentane (µg/m³)	Helium (ppmv)	TFA (µg/m³)	DFA (µg/m³)
SG-86	SG-86-5 REP	01/05/2022	5.0	<4.0	<4.0	<4.0	<4.0	<4.0	<4.0	<4.0	<4.0 UJ	<4.0	--	<40	<40	<40	--	--	--
SG-86A	SG-86A-14.5	01/05/2022	14.5	<4.0	<4.0	<4.0	<4.0	<4.0	<4.0	<4.0	<4.0 UJ	<4.0	--	<40	<40	<40	--	--	--
SG-87	SG-87-5	09/22/2018	5.0	<8.0	<8.0	<8.0	<8.0	<8.0	**24**	<8.0	<8.0	<8.0	--	<400	<400	<400	--	--	--
SG-87	SG-87-5	01/22/2019	5.0	<8.0	<8.0	<8.0	<8.0	<8.0	**6.0 J**	<8.0	<8.0	<8.0	--	<80	<80	<80	--	--	--
SG-87	SG-87-5	07/12/2019	5.0	<8.0	<8.0	<8.0	<8.0	<8.0	<8.0	<8.0	<8.0	<8.0	--	<80	<80	<80	--	--	--
SG-87	SG-87-5	02/10/2020	5.0	<8.0	<8.0	<8.0	<8.0	<8.0	<8.0	<8.0	<8.0	<8.0	--	<80	<80	<80	--	--	--
SG-87	SG-87-5	08/28/2020	5.0	<8.0	<8.0	<8.0	<8.0	<8.0	<8.0	<8.0	<8.0	<8.0	--	<80	<80	<80	--	--	--
SG-87	SG-87-5	01/27/2021	5.0	<8.0	<8.0	<8.0	<8.0	<8.0	<8.0	<8.0	<8.0	<8.0 UJ	--	<80	<80	<80	--	--	--
SG-87	SG-87-5	09/28/2021	5.0	<8.0	<8.0	<8.0	<8.0	<8.0	<8.0 UJ	<8.0	<8.0	<8.0	--	<80	<80	<80	--	--	--
SG-87	SG-87-5	02/03/2022	5.0	<4.0	<4.0	<4.0	<4.0	<4.0	<4.0 UJ	<4.0	<4.0 UJ	<4.0	--	<40	<40	<40	--	--	--
SG-87	SG-87-15	09/22/2018	15.0	<8.0	<8.0	<8.0	<8.0	<8.0	**14**	<8.0	**10**	<8.0	--	<400	<400	<400	--	--	--
SG-87	SG-87-15	01/22/2019	15.0	<8.0	<8.0	<8.0	<8.0	<8.0	<8.0	<8.0	<8.0	<8.0	--	<80	<80	<80	--	--	--
SG-88	SG-88-5	09/22/2018	5.0	<8.0	<8.0	<8.0	<8.0	<8.0	**1,670**	<8.0	**16**	<8.0	--	<400	<400	<400	--	--	--
SG-88	SG-88-5	01/21/2019	5.0	<8.0	<8.0	<8.0	<8.0	<8.0	**24**	<8.0	<8.0	<8.0	--	<80	<80	<80	--	--	--
SG-89A	SG-89A-5.5	10/03/2019	5.5	**72**	<8.0	<8.0	<8.0	<8.0	**9.0**	<8.0	**11**	<8.0	--	<80	<80	<80	--	--	--
SG-89A	SG-89A-5.5 REP	10/03/2019	5.5	**71**	<8.0	<8.0	<8.0	<8.0	**12**	<8.0	**12**	<8.0	--	<80	<80	<80	--	--	--
SG-89A	SG-89A-5.5	02/06/2020	5.5	<8.0	<8.0	<8.0	<8.0	<8.0	<8.0	<8.0	<8.0	<8.0	--	<80	<80	<80	--	--	--
SG-89A	SG-89A-5.5	08/24/2020	5.5	<8.0	<8.0	<8.0	<8.0	<8.0	**12**	<8.0	**9.0**	<8.0	--	<80	<80	<80	--	--	--
SG-89A	SG-89A-5.5	01/19/2021	5.5	<8.0	<8.0	<8.0	<8.0	<8.0	**7.0 J**	<8.0	**6.0 J**	<8.0	--	<80	<80	<80	--	--	--
SG-89A	SG-89A-5.5	09/17/2021	5.5	**73**	<8.0	<8.0	<8.0	<8.0	**10 J+**	<8.0	**10 J+**	<8.0	--	<80	<80	<80	--	--	--
SG-89A	SG-89A-5.5	01/05/2022	5.5	**50**	<4.0	<4.0	<4.0	<4.0	**4.0**	<4.0	**5.0 J**	<4.0	--	<40	<40	<40	--	--	--
SG-89A	SG-89A-12.5	10/03/2019	12.5	**103**	<8.0	<8.0	<8.0	<8.0	**10**	<8.0	**13**	<8.0	--	<80	<80	<80	--	--	--
SG-89A	SG-89A-12.5	02/06/2020	12.5	<8.0	<8.0	<8.0	<8.0	<8.0	<8.0	<8.0	<8.0	<8.0	--	<80	<80	<80	--	--	--
SG-89A	SG-89A-12.5 REP	02/06/2020	12.5	<8.0	<8.0	<8.0	<8.0	<8.0	<8.0	<8.0	<8.0	<8.0	--	<80	<80	<80	--	--	--
SG-89A	SG-89A-12.5	01/19/2021	12.5	<8.0	<8.0	<8.0	<8.0	<8.0	**9.0**	<8.0	**13**	<8.0	--	<80	<80	<80	--	--	--
SG-89A	SG-89A-12.5 REP	01/19/2021	12.5	<8.0	<8.0	<8.0	<8.0	<8.0	**7.0 J**	<8.0	**13**	<8.0	--	<80	<80	<80	--	--	--
SG-89A	SG-89A-12.5	09/17/2021	12.5	**104**	<8.0	<8.0	<8.0	<8.0	**12 J+**	<8.0	**14 J+**	<8.0	--	<80	<80	<80	--	--	--
SG-90A	SG-90A-5.5	10/03/2019	5.5	<8.0	<8.0	<8.0	<8.0	<8.0	<8.0	<8.0	**12**	<8.0	--	<80	<80	<80	--	--	--
SG-91	SG-91-15	01/23/2019	15.0	**3,940**	<8.0	<8.0	<8.0	<8.0	**38**	<8.0	**298**	<8.0	--	<80	<80	<80	--	--	--
SG-91	SG-91-15	07/25/2019	15.0	**3,650**	<8.0	<8.0	<8.0	<8.0	**29**	<8.0	**282**	<8.0	--	<80	<80	<80	--	--	--
SG-91	SG-91-15	02/05/2020	15.0	**2,160**	<8.0	<8.0	<8.0	<8.0	**18**	<8.0	**167**	<8.0	--	<80	<80	<80	--	--	--
SG-91	SG-91-15	08/09/2022	15.0	**2,200**	<100	<20	<100	<100	**34**	<100	**210**	<10	--	--	--	--	--	--	<100
SG-91	SG-91-15 REP	08/09/2022	15.0	**2,400**	<100	<20	<100	<100	**32**	<100	**210**	<10	--	--	--	--	--	--	<100
SG-92	SG-92-5	01/23/2019	5.0	<8.0	<8.0	<8.0	<8.0	<8.0	**16**	<8.0	<8.0	<8.0	--	<80	<80	<80	--	--	--
SG-92	SG-92-5 REP	01/23/2019	5.0	<8.0	<8.0	<8.0	<8.0	<8.0	**12**	<8.0	<8.0	<8.0	--	<80	<80	<80	--	--	--
SG-92	SG-92-5	07/25/2019	5.0	<8.0	<8.0	<8.0	<8.0	<8.0	<8.0	<8.0	<8.0	<8.0	--	<80	<80	<80	--	--	--
SG-92	SG-92-5	02/05/2020	5.0	<8.0	<8.0	<8.0	<8.0	<8.0	**9.0**	<8.0	<8.0	<8.0	--	<80	<80	<80	--	--	--
SG-92	SG-92-5	08/21/2020	5.0	<8.0	<8.0	<8.0	<8.0	<8.0	**26**	<8.0	<8.0	<8.0	--	<80	<80	<80	--	--	--
SG-92	SG-92-5	01/20/2021	5.0	<8.0	<8.0	<8.0	<8.0	<8.0	**9.0**	<8.0	<8.0	<8.0	--	<80	<80	<80	--	--	--
SG-92	SG-92-5	09/22/2021	5.0	<8.0	<8.0	<8.0	<8.0	<8.0	**22 J**	<8.0	<8.0	<8.0	--	<80	<80	<80	--	--	--
SG-92	SG-92-5 REP	09/22/2021	5.0	<8.0	<8.0	<8.0	<8.0	<8.0	**24 J**	<8.0	<8.0	<8.0	--	<80	<80	<80	--	--	--
SG-92	SG-92-5	01/05/2022	5.0	<4.0	<4.0	<4.0	<4.0	<4.0	**11**	<4.0	<4.0 UJ	<4.0	--	<40	<40	<40	--	--	--
SG-92	SG-92-5	08/09/2022	5.0	<100	<100	<20	<100	<100	**24**	<100	<20	<10	--	--	--	--	--	--	<100
SG-92A	SG-92A-8.5	10/03/2019	8.5	<8.0	<8.0	<8.0	<8.0	<8.0	**34**	<8.0	<8.0	<8.0	--	<80	<80	<80	--	--	--
SG-92A	SG-92A-8.5	02/05/2020	8.5	<8.0	<8.0	<8.0	<8.0	<8.0	**13**	<8.0	<8.0	<8.0	--	<80	<80	<80	--	--	--
SG-92A	SG-92A-8.5 REP	02/05/2020	8.5	<8.0	<8.0	<8.0	<8.0	<8.0	**14**	<8.0	**5.0 J**	<8.0	--	<80	<80	<80	--	--	--
SG-92A	SG-92A-8.5	08/21/2020	8.5	<8.0	<8.0	<8.0	<8.0	<8.0	**38**	<8.0	**7.0 J**	<8.0	--	<80	<80	<80	--	--	--
SG-92A	SG-92A-8.5	01/20/2021	8.5	<8.0	<8.0	<8.0	**5.0 J**	<8.0	**15**	<8.0	<8.0	<8.0	--	<80	<80	<80	--	--	--
SG-92A	SG-92A-8.5 REP	01/20/2021	8.5	<8.0	<8.0	<8.0	<8.0	<8.0	**17**	<8.0	<8.0	<8.0	--	<80	<80	<80	--	--	--
SG-92A	SG-92A-8.5	09/22/2021	8.5	<8.0	<8.0	<8.0	<8.0	<8.0	**27 J**	<8.0	<8.0	<8.0	--	<80	<80	<80	--	--	--

TABLE A-4

HISTORICAL SOIL GAS SAMPLING RESULTS
Former Ford Aeronutronic Facility
Newport Beach, California

Sampling Location	Sample ID	Date Sampled [2]	Depth of Sample (feet bgs)	Volatile Organic Compounds [1] (µg/m³)									Leak Detection Compounds [1]						
				1,1-DCE	1,1-DCA	1,2-DCA	cis-1,2-DCE	trans-1,2-DCE	PCE	1,1,1-TCA	TCE	Vinyl Chloride	2-Propanol (µg/m³)	Heptane (µg/m³)	Hexane (µg/m³)	Pentane (µg/m³)	Helium (ppmv)	TFA (µg/m³)	DFA (µg/m³)
SG-92A	SG-92A-8.5 REP	09/22/2021	8.5	<8.0	<8.0	<8.0	<8.0	<8.0	**34 J**	<8.0	<8.0	<8.0	--	<80	<80	<80	--	--	--
SG-92A	SG-92A-8.5	01/05/2022	8.5	<4.0	<4.0	<4.0	<4.0	<4.0	**19**	<4.0	<4.0 UJ	<4.0	--	<40	<40	<40	--	--	--
SG-92A	SG-92A-8.5 REP	01/05/2022	8.5	<4.0	<4.0	<4.0	<4.0	<4.0	**17**	<4.0	<4.0 UJ	<4.0	--	<40	<40	<40	--	--	--
SG-92A	SG-92A-8.5	08/09/2022	8.5	<100	<100	<20	<100	<100	**32**	<100	<20	<10	--	--	--	--	--	--	<100
SG-94	SG-94-5	01/21/2019	5.0	<8.0	<8.0	<8.0	<8.0	<8.0	**8.0**	<8.0	<8.0	<8.0	--	<80	<80	<80	--	--	--
SG-94	SG-94-5	07/12/2019	5.0	**6.0 J**	<8.0	<8.0	<8.0	<8.0	<8.0	<8.0	<8.0	<8.0	--	<80	<80	<80	--	--	--
SG-94	SG-94-5	02/12/2020	5.0	<8.0	<8.0	<8.0	<8.0	<8.0	<8.0	<8.0	<8.0	<8.0	--	<80	<80	<80	--	--	--
SG-94	SG-94-5	08/25/2020	5.0	<8.0	<8.0	<8.0	<8.0	<8.0	**4.0 J**	<8.0	<8.0	<8.0	--	<80	<80	<80	--	--	--
SG-94	SG-94-5	01/27/2021	5.0	<8.0	<8.0	<8.0	<8.0	<8.0	<8.0	<8.0	<8.0	<8.0	--	<80	<80	<80	--	--	--
SG-94	SG-94-5	09/29/2021	5.0	<8.0	<8.0	<8.0	<8.0	<8.0	<8.0	<8.0	<8.0	<8.0	--	<80	<80	<80	--	--	--
SG-94	SG-94-5 REP	09/29/2021	5.0	<8.0	<8.0	<8.0	<8.0	<8.0	<8.0	<8.0	<8.0	<8.0	--	<80	<80	<80	--	--	--
SG-94	SG-94-5	02/03/2022	5.0	<4.0	<4.0	<4.0	<4.0	<4.0	<4.0 UJ	<4.0	<4.0 UJ	<4.0	--	<40	<40	<40	--	--	--
SG-94	SG-94-9.5	01/21/2019	9.5	<8.0	<8.0	<8.0	<8.0	<8.0	**10**	<8.0	<8.0	<8.0	--	<80	<80	<80	--	--	--
SG-94	SG-94-9.5	02/12/2020	9.5	<8.0	<8.0	<8.0	<8.0	<8.0	<8.0	<8.0	<8.0	<8.0	--	<80	<80	<80	--	--	--
SG-95	SG-95-5	01/03/2019	5.0	<5.0	<5.0	<5.0	<10	<10	**14**	<5.0	<5.0	<5.0	<290	--	--	--	--	--	--
SG-95	SG-95-5	07/10/2019	5.0	<8.0	<8.0	<8.0	<8.0	<8.0	<8.0	<8.0 UJ	<8.0	<8.0	--	<80	<80	<80	--	--	--
SG-95	SG-95-5	02/04/2020	5.0	<8.0	<8.0	<8.0	<8.0	<8.0	<8.0	<8.0	<8.0	<8.0	--	<80	<80	<80	--	--	--
SG-95	SG-95-5	08/28/2020	5.0	<8.0	<8.0	<8.0	<8.0	<8.0	**5.0 J**	<8.0	**5.0 J**	<8.0	--	<80	<80	<80	--	--	--
SG-95	SG-95-5	01/28/2021	5.0	<8.0	<8.0	<8.0	<8.0	<8.0	<8.0	<8.0	<8.0	<8.0	--	<80	<80	<80	--	--	--
SG-95	SG-95-5	09/28/2021	5.0	<8.0	<8.0	<8.0	<8.0	<8.0	<8.0 UJ	<8.0	<8.0	<8.0	--	<80	<80	<80	--	--	--
SG-95	SG-95-5 REP	09/28/2021	5.0	<8.0	<8.0	<8.0	<8.0	<8.0	<8.0 UJ	<8.0	<8.0	<8.0	--	<80	<80	<80	--	--	--
SG-95	SG-95-5	01/05/2022	5.0	<4.0	<4.0	<4.0	<4.0	<4.0	<4.0	<4.0	<4.0 UJ	<4.0	--	<40	<40	<40	--	--	--
SG-95	SG-95-15	01/03/2019	15.0	<5.0	<5.0	<5.0	<10	<10	**9.0**	<5.0	<5.0	<5.0	<290	--	--	--	--	--	--
SG-96	SG-96-5	01/03/2019	5.0	**28**	<5.0	<5.0	<10	<10	**14**	<5.0	<5.0	<5.0	<290	--	--	--	--	--	--
SG-96	SG-96-5	01/21/2019	5.0	**115**	<8.0	<8.0	<8.0	<8.0	<8.0	<8.0	**14**	<8.0 UJ	--	<80	<80	<80	--	--	--
SG-96	SG-96-5	07/10/2019	5.0	**142 J-**	<8.0	<8.0	<8.0	<8.0	<8.0	<8.0	**9.0**	<8.0	--	<80	<80	<80	--	--	--
SG-96	SG-96-5	02/05/2020	5.0	**102**	<8.0	<8.0	<8.0	<8.0	<8.0	<8.0	**7.0 J**	<8.0	--	<80	<80	<80	--	--	--
SG-96	SG-96-5	08/28/2020	5.0	**119**	<8.0	<8.0	<8.0	<8.0	**14**	<8.0	**17**	<8.0	--	<80	<80	<80	--	--	--
SG-96	SG-96-5	01/28/2021	5.0	**106**	<8.0	<8.0	<8.0	<8.0	**8.0 J**	<8.0	**11**	<8.0	--	<80	<80	<80	--	--	--
SG-96	SG-96-5	09/27/2021	5.0	**89**	<8.0	<8.0	<8.0	<8.0	**8.0**	<8.0	**13**	<8.0	--	<80	<80	<80	--	--	--
SG-96	SG-96-5 REP	09/27/2021	5.0	**93**	<8.0	<8.0	<8.0	<8.0	**10**	<8.0	**13**	<8.0	--	<80	<80	<80	--	--	--
SG-96	SG-96-5	02/08/2022	5.0	**60**	<4.0	<4.0	<4.0 UJ	<4.0	**5.0 J**	<4.0	**8.0**	<4.0	--	<40	<40	<40	--	--	--
SG-96	SG-96-5	08/11/2022	5.0	<100	<100	<20	<100	<100	<20	<100	<20	<10	--	--	--	--	--	--	<100
SG-96	SG-96-15	01/03/2019	15.0	**240**	<5.0	<5.0	<10	<10	**16**	<5.0	**56**	<5.0	<290	--	--	--	--	--	--
SG-96	SG-96-15	01/21/2019	15.0	**1,270**	<8.0	<8.0	<8.0	<8.0	**29**	<8.0	**184**	<8.0 UJ	--	<80	<80	<80	--	--	--
SG-96	SG-96-15	07/10/2019	15.0	**949 J-**	<8.0	<8.0	<8.0	<8.0	**6.0 J**	<8.0	**93**	<8.0	--	<80	<80	<80	--	--	--
SG-96	SG-96-15 REP	07/10/2019	15.0	**935 J-**	<8.0	<8.0	<8.0	<8.0	<8.0	<8.0	**95**	<8.0	--	<80	<80	<80	--	--	--
SG-96	SG-96-15	02/05/2020	15.0	**194**	<8.0	<8.0	<8.0	<8.0	**14**	<8.0	**30**	<8.0	--	<80	<80	<80	--	--	--
SG-96	SG-96-15	09/27/2021	15.0	**649**	**1.0 J**	<8.0	<8.0	<8.0	**19**	<8.0	**78**	<8.0	--	<80	<80	<80	--	--	--
SG-96	SG-96-15	08/11/2022	15.0	**280 J+**	<100	<20	<100	<100	<20	<100	**28**	<10	--	--	--	--	--	--	<100
SG-97	SG-97-5	01/23/2019	5.0	**7.0 J**	<8.0	<8.0	<8.0	<8.0	**18**	<8.0	<8.0	<8.0	--	<80	<80	<80	--	--	--
SG-97	SG-97-5	07/25/2019	5.0	<8.0	<8.0	<8.0	<8.0	<8.0	**19**	<8.0	<8.0	<8.0	--	<80	<80	<80	--	--	--
SG-97	SG-97-5 REP	07/25/2019	5.0	<8.0	<8.0	<8.0	<8.0	<8.0	**18**	<8.0	<8.0	<8.0	--	<80	<80	<80	--	--	--
SG-97	SG-97-5	02/05/2020	5.0	<8.0	<8.0	<8.0	<8.0	<8.0	**10**	<8.0	<8.0	<8.0	--	<80	<80	<80	--	--	--
SG-97	SG-97-5	08/21/2020	5.0	<8.0	<8.0	<8.0	<8.0	<8.0	**34**	<8.0	**5.0 J**	<8.0	--	<80	<80	<80	--	--	--
SG-97	SG-97-5 REP	08/21/2020	5.0	<8.0	<8.0	<8.0	<8.0	<8.0	**38**	<8.0	**7.0 J**	<8.0	--	<80	<80	<80	--	--	--
SG-97	SG-97-5	01/21/2021	5.0	<8.0	<8.0	<8.0	<8.0	<8.0	**6.0 J**	<8.0	<8.0	<8.0	--	<80	<80	<80	--	--	--
SG-97	SG-97-5	09/22/2021	5.0	<8.0	<8.0	<8.0	<8.0	<8.0	**29**	<8.0	**4.0 J**	<8.0	--	<80	<80	<80	--	--	--
SG-97	SG-97-5 REP	09/22/2021	5.0	<8.0	<8.0	<8.0	<8.0	<8.0	**28**	<8.0	**4.0 J**	<8.0	--	<80	<80	<80	--	--	--
SG-97	SG-97-5	01/28/2022	5.0	<4.0	<4.0	<4.0	<4.0	<4.0	**12**	<4.0	<4.0	<4.0 UJ	--	<40	<40	<40	--	--	--

TABLE A-4

HISTORICAL SOIL GAS SAMPLING RESULTS
Former Ford Aeronutronic Facility
Newport Beach, California

Sampling Location	Sample ID	Date Sampled [2]	Depth of Sample (feet bgs)	Volatile Organic Compounds [1] (µg/m³)									Leak Detection Compounds [1]						
				1,1-DCE	1,1-DCA	1,2-DCA	cis-1,2-DCE	trans-1,2-DCE	PCE	1,1,1-TCA	TCE	Vinyl Chloride	2-Propanol (µg/m³)	Heptane (µg/m³)	Hexane (µg/m³)	Pentane (µg/m³)	Helium (ppmv)	TFA (µg/m³)	DFA (µg/m³)
SG-97	SG-97-5	08/11/2022	5.0	<100	<100	<20	<100	<100	**22**	<100	<20	<10	--	--	--	--	--	--	<100
SG-97	SG-97-15	01/23/2019	15.0	**145**	<8.0	<8.0	<8.0	<8.0	**29**	<8.0	**93**	<8.0	--	<80	<80	<80	--	--	--
SG-97	SG-97-15	07/25/2019	15.0	**106**	<8.0	<8.0	<8.0	<8.0	**10**	<8.0	**72**	<8.0	--	<80	<80	<80	--	--	--
SG-97	SG-97-15	02/05/2020	15.0	**100**	<8.0	<8.0	<8.0	<8.0	**18**	<8.0	**77**	<8.0	--	<80	<80	<80	--	--	--
SG-97	SG-97-15	08/21/2020	15.0	**75**	<8.0	<8.0	<8.0	<8.0	**25**	<8.0	**68**	<8.0	--	<80	<80	<80	--	--	--
SG-97	SG-97-15	01/21/2021	15.0	**73**	<8.0	<8.0	<8.0	<8.0	**17**	<8.0	**54**	<8.0	--	<80	<80	<80	--	--	--
SG-97	SG-97-15 REP	01/21/2021	15.0	**67**	<8.0	<8.0	<8.0	<8.0	**16**	<8.0	**52**	<8.0	--	<80	<80	<80	--	--	--
SG-97	SG-97-15	09/22/2021	15.0	**87**	<8.0	<8.0	<8.0	<8.0	**23**	<8.0	**67 J**	<8.0	--	<80	<80	<80	--	--	--
SG-97	SG-97-15 REP	09/22/2021	15.0	**95**	<8.0	<8.0	<8.0	<8.0	**24**	<8.0	**69 J**	<8.0	--	<80	<80	<80	--	--	--
SG-97	SG-97-15	01/28/2022	15.0	**72**	<4.0	<4.0	<4.0	<4.0	**23**	<4.0	**63**	<4.0 UJ	--	<40	<40	<40	--	--	--
SG-97	SG-97-15	08/11/2022	15.0	<100	<100	<20	<100	<100	<20	<100	**23**	<10	--	--	--	--	--	--	<100
SG-99	SG-99-5	01/03/2019	5.0	<5.0	<5.0	<5.0	<10	<10	**22**	<5.0	<5.0	<5.0	<290	--	--	--	--	--	--
SG-99	SG-99-5-DUP	01/03/2019	5.0	<5.0	<5.0	<5.0	<10	<10	**20**	<5.0	<5.0	<5.0	<290	--	--	--	--	--	--
SG-99	SG-99-5	01/25/2019	5.0	<8.0	<8.0	<8.0	<8.0	<8.0	**8.0 J**	<8.0	**8.0**	<8.0	--	<80	<80	<80	--	--	--
SG-99	SG-99-5 REP	01/25/2019	5.0	<8.0	<8.0	<8.0	<8.0	<8.0	**8.0**	<8.0	**7.0 J**	<8.0	--	<80	<80	<80	--	--	--
SG-99	SG-99-5	07/09/2019	5.0	<8.0	<8.0	<8.0	<8.0	<8.0	<8.0	<8.0	<8.0	<8.0	--	<80	<80	<80	--	--	--
SG-99	SG-99-5	02/04/2020	5.0	<8.0	<8.0	<8.0	<8.0	<8.0	<8.0	<8.0	<8.0	<8.0	--	<80	<80	<80	--	--	--
SG-99	SG-99-5 REP	02/04/2020	5.0	<8.0	<8.0	<8.0	<8.0	<8.0	<8.0	<8.0	<8.0	<8.0	--	<80	<80	<80	--	--	--
SG-99	SG-99-5	08/28/2020	5.0	**6.0 J**	<8.0	<8.0	<8.0	<8.0	**6.0 J**	<8.0	**5.0 J**	<8.0	--	<80	<80	<80	--	--	--
SG-99	SG-99-5	01/28/2021	5.0	<8.0	<8.0	<8.0	<8.0	<8.0	<8.0	<8.0	<8.0	<8.0	--	<80	<80	<80	--	--	--
SG-99	SG-99-5	09/28/2021	5.0	**7.0 J**	<8.0	<8.0	<8.0	<8.0	<8.0 UJ	<8.0	<8.0	<8.0	--	<80	<80	<80	--	--	--
SG-99	SG-99-5 REP	09/28/2021	5.0	**6.0 J**	<8.0	<8.0	<8.0	<8.0	<8.0 UJ	<8.0	<8.0	<8.0	--	<80	<80	<80	--	--	--
SG-99	SG-99-5	01/28/2022	5.0	<4.0	<4.0	<4.0	<4.0	<4.0	<4.0	<4.0	<4.0	<4.0 UJ	--	<40	<40	<40	--	--	--
SG-99	SG-99-5 REP	01/28/2022	5.0	<4.0	<4.0	<4.0	<4.0	<4.0	<4.0	<4.0	<4.0	<4.0 UJ	--	<40	<40	<40	--	--	--
SG-99	SG-99-5	08/09/2022	5.0	<100	<100	<20	<100	<100	<20	<100	<20	<10	--	--	--	--	--	--	<100
SG-100	SG-100-5	01/03/2019	5.0	<5.0	<5.0	<5.0	<10	<10	**10**	<5.0	<5.0	<5.0	<290	--	--	--	--	--	--
SG-100	SG-100-5	01/22/2019	5.0	<8.0	<8.0	<8.0	<8.0	<8.0	<8.0	<8.0	<8.0	<8.0	--	<80	<80	<80	--	--	--
SG-100	SG-100-5	02/04/2020	5.0	<8.0	<8.0	<8.0	<8.0	<8.0	<8.0	<8.0	<8.0	<8.0	--	<80	<80	<80	--	--	--
SG-100	SG-100-5 REP	02/04/2020	5.0	<8.0	<8.0	<8.0	<8.0	<8.0	**6.0 J+**	<8.0	<8.0	<8.0	--	<80	<80	<80	--	--	--
SG-100	SG-100-5	09/28/2021	5.0	<8.0	<8.0	<8.0	<8.0	<8.0	<8.0 UJ	<8.0	<8.0	<8.0	--	<80	<80	<80	--	--	--
SG-100	SG-100-5 REP	09/28/2021	5.0	<8.0	<8.0	<8.0	<8.0	<8.0	<8.0 UJ	<8.0	<8.0	<8.0	--	<80	<80	<80	--	--	--
SG-100	SG-100-5	01/05/2022	5.0	<4.0	<4.0	<4.0	<4.0	<4.0	<4.0	<4.0	<4.0 UJ	<4.0	--	<40	<40	<40	--	--	--
SG-100	SG-100-5	08/09/2022	5.0	<100	<100	<20	<100	<100	<20	<100	<20	<10	--	--	--	--	--	--	<100
SG-100	SG-100-15	01/03/2019	15.0	<5.0	<5.0	<5.0	<10	<10	**23**	<5.0	<5.0	<5.0	<290	--	--	--	--	--	--
SG-101A	SG-101A-5	03/05/2019	5.0	<8.0	<8.0	<8.0	<8.0	<8.0	<8.0	<8.0	<8.0	<8.0	--	<80	<80	<80	--	--	--
SG-101A	SG-101A-5	07/23/2019	5.0	<8.0	<8.0	<8.0	<8.0	<8.0	<8.0	<8.0	<8.0	<8.0	--	<80	<80	<80	--	--	--
SG-101A	SG-101A-5	11/26/2019	5.0	<8.0	<8.0	<8.0	<8.0	<8.0	<8.0	<8.0	<8.0	<8.0	--	<80	<80	<80	--	--	--
SG-101A	SG-101A-5	02/11/2020	5.0	<8.0	<8.0	<8.0	<8.0	<8.0	<8.0	<8.0	<8.0	<8.0	--	<80	<80	<80	--	--	--
SG-101A	SG-101A-5	08/12/2020	5.0	<8.0	<8.0	<8.0	<8.0	<8.0	<8.0	<8.0	<8.0	<8.0	--	<80	<80	<80	--	--	--
SG-101A	SG-101A-5 REP	08/12/2020	5.0	<8.0	<8.0	<8.0	<8.0	<8.0	<8.0	<8.0	<8.0	<8.0	--	<80	<80	<80	--	--	--
SG-101A	SG-101A-5	01/18/2021	5.0	<8.0	<8.0	<8.0	<8.0	<8.0	<8.0	<8.0	<8.0	<8.0	--	<80	<80	<80	--	--	--
SG-101A	SG-101A-5	09/20/2021	5.0	<8.0	<8.0	<8.0	<8.0	<8.0	<8.0	<8.0	<8.0 UJ	<8.0	--	<80	<80	<80	--	--	--
SG-101A	SG-101A-15	09/20/2021	15.0	<8.0	<8.0	<8.0	<8.0	<8.0	**7.0 J**	<8.0	<8.0 UJ	<8.0	--	<80	<80	<80	--	--	--
SG-101B	SG-101B-11	11/26/2019	11.0	<8.0	<8.0	<8.0	<8.0	<8.0	<8.0	<8.0	<8.0	<8.0	--	<80	<80	<80	--	--	--
SG-101B	SG-101B-11	02/11/2020	11.0	<8.0	<8.0	<8.0	<8.0	<8.0	<8.0	<8.0	<8.0	<8.0	--	<80	<80	<80	--	--	--
SG-101B	SG-101B-11	08/12/2020	11.0	<8.0	<8.0	<8.0	<8.0	<8.0	<8.0	<8.0	<8.0	<8.0	--	<80	<80	<80	--	--	--
SG-101B	SG-101B-11	01/18/2021	11.0	<8.0	<8.0	<8.0	<8.0	<8.0	<8.0	<8.0	<8.0	<8.0	--	<80	<80	<80	--	--	--
SG-101B	SG-101B-11	09/20/2021	11.0	<8.0	<8.0	<8.0	<8.0	<8.0	<8.0	<8.0	<8.0 UJ	<8.0	--	<80	<80	<80	--	--	--
SG-101B	SG-101B-11	01/06/2022	11.0	<4.0	<4.0	<4.0	<4.0	<4.0	<4.0	<4.0	<4.0	<4.0	--	<40	<40	<40	--	--	--
SG-102A	SG-102A-7.5	01/22/2019	7.5	<8.0	<8.0	<8.0	<8.0	<8.0	**46**	<8.0	**11**	<8.0	--	<80	<80	<80	--	--	--

TABLE A-4

HISTORICAL SOIL GAS SAMPLING RESULTS
Former Ford Aeronutronic Facility
Newport Beach, California

Sampling Location	Sample ID	Date Sampled [2]	Depth of Sample (feet bgs)	Volatile Organic Compounds [1] (µg/m³)									Leak Detection Compounds [1]						
				1,1-DCE	1,1-DCA	1,2-DCA	cis-1,2-DCE	trans-1,2-DCE	PCE	1,1,1-TCA	TCE	Vinyl Chloride	2-Propanol (µg/m³)	Heptane (µg/m³)	Hexane (µg/m³)	Pentane (µg/m³)	Helium (ppmv)	TFA (µg/m³)	DFA (µg/m³)
SG-102A	SG-102A-15	01/22/2019	15.0	**16**	<8.0	<8.0	**1,070**	**40**	**8.0**	<8.0	**473**	<8.0	--	<80	<80	<80	--	--	--
SG-102A	SG-102A-15 REP	01/22/2019	15.0	**21**	<8.0	<8.0	**1,280**	**47**	**5.0 J**	<8.0	**530**	<8.0	--	<80	<80	<80	--	--	--
SG-102A	SG-102A-15	07/12/2019	15.0	<8.0	<8.0	<8.0	**1,340**	**29**	<8.0	<8.0	**470**	<8.0	--	<80	<80	<80	--	--	--
SG-102A	SG-102A-15	02/10/2020	15.0	**18**	<8.0	<8.0	**1,330**	**41**	**7.0 J**	<8.0	**498**	<8.0	--	<80	<80	<80	--	--	--
SG-102A	SG-102A-15	08/28/2020	15.0	<8.0	<8.0	**5.0 J**	**1,360**	**30**	<8.0	<8.0	**436**	<8.0	--	<80	<80	<80	--	--	--
SG-102A	SG-102A-15	01/27/2021	15.0	**8.0**	<8.0	<8.0	**123**	<8.0	<8.0	<8.0	**283**	<8.0	--	<80	<80	<80	--	--	--
SG-102A	SG-102A-15	09/29/2021	15.0	**6.0 J**	**2.0 J**	<8.0	**131**	**5.0 J**	<8.0	<8.0	**434**	**23**	--	<80	<80	<80	--	--	--
SG-102A	SG-102A-15 [5]	02/03/2022	15.0	<4.0	<4.0	<4.0	**4.0**	<4.0	<4.0 UJ	<4.0	**35 J**	<4.0	--	<40	<40	<40	--	--	--
SG-102A	SG-102A-15	10/17/2022	15.0	<100	<100	<20	**920**	<100	<20	<100	**510**	**130**	--	--	--	--	--	--	<100
SG-102A	SG-102A-15 REP	10/17/2022	15.0	<100	<100	<20	**710**	<100	<20	<100	**390**	**100**	--	--	--	--	--	--	<100
SG-103	SG-103-5	09/13/2018	5.0	<8.0	<8.0	<8.0	<8.0	<8.0	<8.0	<8.0	<8.0	<8.0	--	<400	<400	<400	--	--	--
SG-103	SG-103-5	01/21/2019	5.0	<8.0	<8.0	<8.0	<8.0	<8.0	<8.0	<8.0	<8.0	<8.0 UJ	--	<80	<80	<80	--	--	--
SG-103	SG-103-5	07/18/2019	5.0	<8.0	<8.0	<8.0	<8.0	<8.0	<8.0	<8.0	<8.0	<8.0	--	<80	<80	<80	--	--	--
SG-103	SG-103-5	01/30/2020	5.0	<8.0	<8.0	<8.0	<8.0	<8.0	<8.0	<8.0	<8.0	<8.0	--	<80	<80	<80	--	--	--
SG-103	SG-103-5	09/03/2020	5.0	<8.0	<8.0	<8.0	<8.0	<8.0	<8.0	<8.0	<8.0	<8.0	--	<80	<80	<80	--	--	--
SG-103	SG-103-5	01/14/2021	5.0	<8.0	<8.0	<8.0	<8.0	<8.0	<8.0	<8.0	**10**	<8.0	--	<80	<80	<80	--	--	--
SG-103	SG-103-5	09/16/2021	5.0	<8.0	<8.0	<8.0	<8.0	<8.0	<8.0 UJ	<8.0	<8.0	<8.0	--	<80	<80	<80	--	--	--
SG-103	SG-103-5	01/13/2022	5.0	<4.0	<4.0	<4.0	<4.0	<4.0	<4.0	<4.0	**20 J**	<4.0	--	<40	<40	<40	--	--	--
SG-103	SG-103-15	09/13/2018	15.0	<8.0	<8.0	<8.0	<8.0	<8.0	**11**	**4.0 J**	**9.0**	<8.0	--	<400	<400	<400	--	--	--
SG-103	SG-103-15 REP	09/13/2018	15.0	<8.0	<8.0	<8.0	<8.0	<8.0	**9.0**	<8.0	**7.0 J**	<8.0	--	<400	<400	<400	--	--	--
SG-103	SG-103-15	01/21/2019	15.0	<8.0	<8.0	<8.0	<8.0	<8.0	**10**	**6.0 J**	**7.0 J**	<8.0 UJ	--	<80	<80	<80	--	--	--
SG-103	SG-103-15	07/18/2019	15.0	<8.0	<8.0	<8.0	<8.0	<8.0	<8.0	<8.0	<8.0	<8.0	--	<80	<80	<80	--	--	--
SG-103	SG-103-15	01/30/2020	15.0	<8.0	<8.0	<8.0	<8.0	<8.0	<8.0	<8.0	**7.0 J**	<8.0	--	<80	<80	<80	--	--	--
SG-103	SG-103-15	09/03/2020	15.0	<8.0	<8.0	<8.0	<8.0	<8.0	<8.0	<8.0	<8.0	<8.0	--	<80	<80	<80	--	--	--
SG-103	SG-103-15	01/14/2021	15.0	<8.0	<8.0	<8.0	<8.0	<8.0	<8.0	<8.0	**9.0**	<8.0	--	<80	<80	<80	--	--	--
SG-103	SG-103-15	09/16/2021	15.0	<8.0	<8.0	<8.0	<8.0	<8.0	<8.0 UJ	<8.0	<8.0	<8.0	--	<80	<80	<80	--	--	--
SG-103	SG-103-15	01/13/2022	15.0	<4.0	<4.0	<4.0	<4.0	<4.0	**6.0**	<4.0	**61 J**	<4.0	--	<40	<40	<40	--	--	--
SG-104	SG-104-15	09/13/2018	15.0	<8.0	<8.0	<8.0	<8.0	<8.0	**15**	<8.0	<8.0	<8.0	--	<400	<400	<400	--	--	--
SG-104	SG-104-15	01/21/2019	15.0	<8.0	<8.0	<8.0	<8.0	<8.0	**9.0**	<8.0	<8.0	<8.0	--	<80	<80	<80	--	--	--
SG-104	SG-104-15 REP	01/21/2019	15.0	<8.0	<8.0	<8.0	<8.0	<8.0	**14**	<8.0	<8.0	<8.0	--	<80	<80	<80	--	--	--
SG-104	SG-104-15	07/12/2019	15.0	<8.0	<8.0	<8.0	<8.0	<8.0	<8.0	<8.0	<8.0	<8.0	--	<80	<80	<80	--	--	--
SG-104	SG-104-15 REP	07/12/2019	15.0	<8.0	<8.0	<8.0	<8.0	<8.0	<8.0	<8.0	<8.0	<8.0	--	<80	<80	<80	--	--	--
SG-104	SG-104-15	02/07/2020	15.0	<8.0	<8.0	<8.0	<8.0	<8.0	**32**	<8.0	<8.0	<8.0	--	<80	<80	<80	--	--	--
SG-104	SG-104-15	08/28/2020	15.0	<8.0	<8.0	<8.0	<8.0	<8.0	<8.0	<8.0	<8.0	<8.0	--	<80	<80	<80	--	--	--
SG-104	SG-104-15	01/27/2021	15.0	<8.0	<8.0	<8.0	<8.0	<8.0	**10**	<8.0	<8.0	<8.0	--	<80	<80	<80	--	--	--
SG-104	SG-104-15 REP	01/27/2021	15.0	<8.0	<8.0	<8.0	<8.0	<8.0	**10**	<8.0	<8.0	<8.0	--	<80	<80	<80	--	--	--
SG-104	SG-104-15	09/30/2021	15.0	<8.0	<8.0	<8.0	<8.0	<8.0	**11**	<8.0	<8.0	<8.0	--	<80	<80	<80	--	--	--
SG-104	SG-104-15 REP	09/30/2021	15.0	<8.0	<8.0	<8.0	<8.0	<8.0	**12**	<8.0	<8.0	<8.0	--	<80	<80	<80	--	--	--
SG-104	SG-104-15	02/03/2022	15.0	<4.0	<4.0	<4.0	<4.0	<4.0	**13 J**	<4.0	<4.0 UJ	<4.0	--	<40	<40	<40	--	--	--
SG-105	SG-105-5	04/16/2019	5.0	<8.0	<8.0	<8.0	<8.0	<8.0	<8.0	<8.0	<8.0	<8.0	--	<80	<80	<80	--	--	--
SG-105	SG-105-5	02/11/2020	5.0	<8.0	<8.0	<8.0	<8.0	<8.0	<8.0	<8.0	<8.0	<8.0 UJ	--	<80	<80	<80	--	--	--
SG-105	SG-105-5	08/13/2020	5.0	<8.0	<8.0	<8.0	<8.0	<8.0	<8.0	<8.0	<8.0	<8.0	--	<80	<80	<80	--	--	--
SG-105	SG-105-5	01/20/2021	5.0	<8.0	<8.0	<8.0	<8.0	<8.0	<8.0	<8.0	<8.0	<8.0	--	<80	<80	<80	--	--	--
SG-105	SG-105-5	09/20/2021	5.0	<8.0	<8.0	<8.0	<8.0	<8.0	<8.0	<8.0	<8.0 UJ	<8.0	--	<80	<80	<80	--	--	--
SG-105	SG-105-5	01/06/2022	5.0	<4.0	<4.0	<4.0	<4.0	<4.0	<4.0	<4.0	<4.0	<4.0	--	<40	<40	<40	--	--	--
SG-106	SG-106-5	09/13/2018	5.0	<8.0	<8.0	<8.0	<8.0	<8.0	**10**	<8.0	<8.0	<8.0	--	<400	<400	<400	--	--	--
SG-106	SG-106-5	01/22/2019	5.0	<8.0	<8.0	<8.0	<8.0	<8.0	<8.0	<8.0	<8.0	<8.0	--	<80	<80	<80	--	--	--
SG-106	SG-106-5	07/12/2019	5.0	<8.0	<8.0	<8.0	<8.0	<8.0	<8.0	<8.0	<8.0	<8.0	--	<80	<80	<80	--	--	--
SG-106	SG-106-5	02/12/2020	5.0	<8.0	<8.0	<8.0	<8.0	<8.0	**7.0 J**	<8.0	**6.0 J**	<8.0	--	<80	<80	<80	--	--	--
SG-106	SG-106-5	08/12/2020	5.0	<8.0	<8.0	<8.0	<8.0	<8.0	**8.0**	<8.0	<8.0	<8.0	--	<80	<80	<80	--	--	--

TABLE A-4

HISTORICAL SOIL GAS SAMPLING RESULTS
Former Ford Aeronutronic Facility
Newport Beach, California

Sampling Location	Sample ID	Date Sampled [2]	Depth of Sample (feet bgs)	Volatile Organic Compounds [1] (µg/m³)									Leak Detection Compounds [1]						
				1,1-DCE	1,1-DCA	1,2-DCA	cis-1,2-DCE	trans-1,2-DCE	PCE	1,1,1-TCA	TCE	Vinyl Chloride	2-Propanol (µg/m³)	Heptane (µg/m³)	Hexane (µg/m³)	Pentane (µg/m³)	Helium (ppmv)	TFA (µg/m³)	DFA (µg/m³)
SG-106	SG-106-5	01/14/2021	5.0	<8.0	<8.0	<8.0	<8.0	<8.0	<8.0	<8.0	<8.0	<8.0	--	<80	<80	<80	--	--	--
SG-106	SG-106-5	09/16/2021	5.0	<8.0	<8.0	<8.0	<8.0	<8.0	<8.0 UJ	<8.0	<8.0	<8.0	--	<80	<80	<80	--	--	--
SG-106	SG-106-5	01/06/2022	5.0	<4.0	<4.0	<4.0	<4.0	<4.0	<4.0	<4.0	<4.0	<4.0	--	<40	<40	<40	--	--	--
SG-106	SG-106-5 REP	01/06/2022	5.0	<4.0	<4.0	<4.0	<4.0	<4.0	<4.0	<4.0	<4.0	<4.0	--	<40	<40	<40	--	--	--
SG-113	SG-113-5	01/26/2019	5.0	<8.0	<8.0	<8.0	<8.0	<8.0	**34**	<8.0	<8.0	<8.0	--	<80	<80	<80	--	--	--
SG-113	SG-113-5	07/11/2019	5.0	<8.0	<8.0	<8.0	<8.0	<8.0	**7.0 J**	<8.0	<8.0	<8.0	--	<80	<80	<80	--	--	--
SG-113	SG-113-5	02/06/2020	5.0	<8.0	<8.0	<8.0	<8.0	<8.0	<8.0	<8.0	<8.0	<8.0	--	<80	<80	<80	--	--	--
SG-113	SG-113-5	08/14/2020	5.0	<8.0	<8.0	<8.0	<8.0	<8.0	**14**	<8.0	<8.0	<8.0	--	<80	<80	<80	--	--	--
SG-113	SG-113-5	01/26/2021	5.0	<8.0	<8.0	<8.0	**4.0 J**	<8.0	<8.0	<8.0	<8.0	<8.0	--	<80	<80	<80	--	--	--
SG-113	SG-113-5	09/27/2021	5.0	<8.0	<8.0	<8.0	<8.0	<8.0	**15 J**	<8.0	<8.0	<8.0	--	<80	<80	<80	--	--	--
SG-113	SG-113-5	01/26/2022	5.0	<4.0	<4.0	<4.0	<4.0	<4.0	**6.0**	<4.0	<4.0	<4.0 UJ	--	<40	<40	<40	--	--	--
SG-113	SG-113-15	01/26/2019	15.0	**6.0 J**	<8.0	<8.0	<8.0	<8.0	**52**	<8.0	**7.0 J**	<8.0	--	<80	<80	<80	--	--	--
SG-113	SG-113-15	07/11/2019	15.0	<8.0	<8.0	<8.0	<8.0	<8.0	**25**	<8.0	<8.0	<8.0	--	<80	<80	<80	--	--	--
SG-113	SG-113-15 REP	07/11/2019	15.0	<8.0	<8.0	<8.0	<8.0	<8.0	**29**	<8.0	<8.0	<8.0	--	<80	<80	<80	--	--	--
SG-113	SG-113-15	02/06/2020	15.0	<8.0	<8.0	<8.0	<8.0	<8.0	**29**	<8.0	<8.0	<8.0	--	<80	<80	<80	--	--	--
SG-113	SG-113-15	08/14/2020	15.0	<8.0	<8.0	<8.0	<8.0	<8.0	**32**	<8.0	<8.0	<8.0	--	<80	<80	<80	--	--	--
SG-113	SG-113-15 REP	08/14/2020	15.0	<8.0	<8.0	<8.0	<8.0	<8.0	**33**	<8.0	<8.0	<8.0	--	<80	<80	<80	--	--	--
SG-113	SG-113-15	01/26/2021	15.0	<8.0	<8.0	<8.0	<8.0	<8.0	**35**	<8.0	<8.0	<8.0	--	<80	<80	<80	--	--	--
SG-113	SG-113-15	09/27/2021	15.0	<8.0	<8.0	<8.0	<8.0	<8.0	**41 J**	<8.0	<8.0	<8.0	--	<80	<80	<80	--	--	--
SG-113	SG-113-15	01/26/2022	15.0	<4.0	<4.0	<4.0	<4.0	<4.0	**37**	<4.0	<4.0	<4.0 UJ	--	<40	<40	<40	--	--	--
SG-114	SG-114-6.5	12/19/2018	6.5	<5.0	<5.0	<5.0	<10	<10	**38**	<5.0	<5.0	<5.0	<290	--	--	--	--	--	--
SG-114	SG-114-6.5	01/21/2019	6.5	<8.0	<8.0	<8.0	<8.0	<8.0	**22**	<8.0	<8.0	<8.0	--	<80	<80	<80	--	--	--
SG-114	SG-114-15	12/19/2018	15.0	<5.0	<5.0	<5.0	<10	<10	**25**	<5.0	<5.0	<5.0	<290	--	--	--	--	--	--
SG-114	SG-114-15	01/21/2019	15.0	<8.0	<8.0	<8.0	<8.0	<8.0	**17**	<8.0	<8.0	<8.0	--	<80	<80	<80	--	--	--
SG-115	SG-115-15	12/19/2018	15.0	<5.0	<5.0	<5.0	<10	<10	**15**	<5.0	<5.0	<5.0	<290	--	--	--	--	--	--
SG-115	SG-115-15	01/21/2019	15.0	<8.0	<8.0	<8.0	<8.0	<8.0	<8.0	<8.0	<8.0	<8.0	--	<80	<80	<80	--	--	--
SG-115	SG-115-15	07/12/2019	15.0	<8.0	<8.0	<8.0	<8.0	<8.0	<8.0	<8.0	<8.0	<8.0	--	<80	<80	<80	--	--	--
SG-115	SG-115-15	02/10/2020	15.0	<8.0	<8.0	<8.0	<8.0	<8.0	<8.0	<8.0	<8.0	<8.0	--	<80	<80	<80	--	--	--
SG-115	SG-115-15	08/25/2020	15.0	<8.0	<8.0	<8.0	<8.0	<8.0	<8.0	<8.0	<8.0	<8.0	--	<80	<80	<80	--	--	--
SG-115	SG-115-15 REP	08/25/2020	15.0	<8.0	<8.0	<8.0	<8.0	<8.0	**5.0 J**	<8.0	<8.0	<8.0	--	<80	<80	<80	--	--	--
SG-115	SG-115-15	01/27/2021	15.0	<8.0	<8.0	<8.0	<8.0	<8.0	<8.0	<8.0	<8.0	<8.0 UJ	--	<80	<80	<80	--	--	--
SG-115	SG-115-15	09/28/2021	15.0	<8.0	<8.0	<8.0	<8.0	<8.0	<8.0 UJ	<8.0	<8.0	<8.0	--	<80	<80	<80	--	--	--
SG-115	SG-115-15	02/04/2022	15.0	<4.0	<4.0 UJ	<4.0	<4.0	<4.0	<4.0	<4.0	<4.0 UJ	<4.0	--	<40	<40	<40	--	--	--
SG-116	SG-116-5	01/27/2021	5.0	<8.0	<8.0	<8.0	<8.0	<8.0	<8.0	<8.0	<8.0	<8.0 UJ	--	<80	<80	<80	--	--	--
SG-116	SG-116-5	09/28/2021	5.0	<8.0	<8.0	<8.0	<8.0	<8.0	<8.0 UJ	<8.0	<8.0	<8.0	--	<80	<80	<80	--	--	--
SG-116	SG-116-5	02/04/2022	5.0	<4.0	<4.0 UJ	<4.0	<4.0	<4.0	<4.0	<4.0	<4.0 UJ	<4.0	--	<40	<40	<40	--	--	--
SG-116	SG-116-15	12/19/2018	15.0	<5.0	<5.0	<5.0	<10	<10	**11**	<5.0	<5.0	<5.0	<290	--	--	--	--	--	--
SG-116	SG-116-15	01/21/2019	15.0	<8.0	<8.0	<8.0	<8.0	<8.0	<8.0	<8.0	<8.0	<8.0	--	<80	--	<80	--	--	--
SG-116	SG-116-15	07/12/2019	15.0	<8.0	<8.0	<8.0	<8.0	<8.0	<8.0	<8.0	<8.0	<8.0	--	<80	<80	<80	--	--	--
SG-116	SG-116-15	02/10/2020	15.0	<8.0	<8.0	<8.0	<8.0	<8.0	**11**	<8.0	<8.0	<8.0	--	<80	<80	<80	--	--	--
SG-116	SG-116-15	08/25/2020	15.0	<8.0	<8.0	<8.0	<8.0	<8.0	<8.0	<8.0	<8.0	<8.0	--	<80	<80	<80	--	--	--
SG-116	SG-116-15	01/27/2021	15.0	<8.0	<8.0	<8.0	<8.0	<8.0	<8.0	<8.0	<8.0	<8.0 UJ	--	<80	<80	<80	--	--	--
SG-116	SG-116-15 REP	01/27/2021	15.0	<8.0	<8.0	<8.0	<8.0	<8.0	<8.0	<8.0	<8.0	<8.0 UJ	--	<80	<80	<80	--	--	--
SG-116	SG-116-15	09/28/2021	15.0	<8.0	<8.0	<8.0	<8.0	<8.0	<8.0 UJ	<8.0	<8.0	<8.0	--	<80	<80	<80	--	--	--
SG-116	SG-116-15	02/04/2022	15.0	<4.0	<4.0 UJ	<4.0	<4.0	<4.0	<4.0	<4.0	<4.0 UJ	<4.0	--	<40	<40	<40	--	--	--
SG-117	SG-117-15	12/19/2018	15.0	**110**	**23**	<5.0	<10	<10	**35**	<5.0	<5.0	<5.0	<290	--	--	--	--	--	--
SG-117	SG-117-15	01/22/2019	15.0	**321**	**30**	<8.0	<8.0	<8.0	<8.0	<8.0	<8.0	<8.0	--	<80	--	<80	--	--	--
SG-117	SG-117-15	07/12/2019	15.0	**302**	**38**	<8.0	<8.0	<8.0	<8.0	<8.0	<8.0	<8.0	--	<80	<80	<80	--	--	--
SG-117	SG-117-15	02/07/2020	15.0	<8.0	**27**	<8.0	<8.0	<8.0	<8.0	<8.0	<8.0	<8.0	--	<80	<80	<80	--	--	--
SG-117	SG-117-15	08/28/2020	15.0	**178**	**16**	<8.0	<8.0	<8.0	<8.0	<8.0	<8.0	<8.0	--	<80	<80	<80	--	--	--

TABLE A-4

HISTORICAL SOIL GAS SAMPLING RESULTS
Former Ford Aeronutronic Facility
Newport Beach, California

Sampling Location	Sample ID	Date Sampled [2]	Depth of Sample (feet bgs)	Volatile Organic Compounds [1] (µg/m³)									Leak Detection Compounds [1]						
				1,1-DCE	1,1-DCA	1,2-DCA	cis-1,2-DCE	trans-1,2-DCE	PCE	1,1,1-TCA	TCE	Vinyl Chloride	2-Propanol (µg/m³)	Heptane (µg/m³)	Hexane (µg/m³)	Pentane (µg/m³)	Helium (ppmv)	TFA (µg/m³)	DFA (µg/m³)
SG-117	SG-117-15	01/27/2021	15.0	**149**	**13**	<8.0	<8.0	<8.0	<8.0	<8.0	<8.0	<8.0 UJ	--	<80	<80	<80	--	--	--
SG-117	SG-117-15	09/28/2021	15.0	**133**	**9.0**	<8.0	<8.0	<8.0	<8.0 UJ	<8.0	<8.0	<8.0	--	<80	<80	<80	--	--	--
SG-117	SG-117-15	02/04/2022	15.0	**109**	**8.0 J**	<4.0	<4.0	<4.0	<4.0	<4.0	<4.0 UJ	<4.0	--	<40	<40	<40	--	--	--
SG-118B	SG-118B-5.5	11/26/2019	5.5	<8.0	<8.0	<8.0	<8.0	<8.0	**33**	<8.0	<8.0	<8.0	--	<80	<80	<80	--	--	--
SG-118B	SG-118B-5.5	02/10/2020	5.5	**5.0 J**	<8.0	<8.0	<8.0	<8.0	**27**	<8.0	<8.0	<8.0	--	<80	<80	<80	--	--	--
SG-118B	SG-118B-5.5	08/28/2020	5.5	<8.0	<8.0	**5.0 J**	<8.0	<8.0	**8.0**	<8.0	<8.0	<8.0	--	<80	<80	<80	--	--	--
SG-118B	SG-118B-5.5	01/27/2021	5.5	**4.0 J**	<8.0	<8.0	<8.0	<8.0	**14**	<8.0	<8.0	<8.0 UJ	--	<80	<80	<80	--	--	--
SG-118B	SG-118B-5.5	09/28/2021	5.5	**3.0 J**	<8.0	<8.0	<8.0	<8.0	**30 J**	<8.0	<8.0	<8.0	--	<80	<80	<80	--	--	--
SG-118B	SG-118B-5.5	02/04/2022	5.5	<4.0	<4.0 UJ	<4.0	<4.0	<4.0	**16**	<4.0	<4.0 UJ	<4.0	--	<40	<40	<40	--	--	--
SG-118B	SG-118B-12.5	11/26/2019	12.5	**12**	<8.0	<8.0	<8.0	<8.0	**32**	<8.0	<8.0	<8.0	--	<80	<80	<80	--	--	--
SG-118B	SG-118B-12.5 REP	11/26/2019	12.5	**11**	<8.0	<8.0	<8.0	<8.0	**34**	<8.0	<8.0	<8.0	--	<80	<80	<80	--	--	--
SG-118B	SG-118B-12.5	02/10/2020	12.5	**12**	<8.0	<8.0	<8.0	<8.0	**42**	<8.0	**4.0 J**	<8.0	--	<80	<80	<80	--	--	--
SG-118B	SG-118B-12.5 REP	02/10/2020	12.5	**10**	<8.0	<8.0	<8.0	<8.0	**40**	<8.0	**4.0 J**	<8.0	--	<80	<80	<80	--	--	--
SG-118B	SG-118B-12.5	02/04/2022	12.5	<4.0	<4.0 UJ	<4.0	<4.0	<4.0	<4.0	<4.0	<4.0 UJ	<4.0	--	<40	<40	<40	--	--	--
SG-119	SG-119-5	12/19/2018	5.0	<5.0	<5.0	<5.0	<10	<10	**38**	<5.0	<5.0	<5.0	<290	--	--	--	--	--	--
SG-119	SG-119-5	01/21/2019	5.0	<8.0	<8.0	<8.0	<8.0	<8.0	<8.0	<8.0	<8.0	<8.0	--	<80	--	<80	--	--	--
SG-119	SG-119-5	07/12/2019	5.0	<8.0	<8.0	<8.0	<8.0	<8.0	<8.0	<8.0	<8.0	<8.0	--	<80	<80	<80	--	--	--
SG-119	SG-119-5	02/10/2020	5.0	<8.0	<8.0	<8.0	<8.0	<8.0	<8.0	<8.0	<8.0	<8.0	--	<80	<80	<80	--	--	--
SG-119	SG-119-5	08/28/2020	5.0	<8.0	<8.0	<8.0	<8.0	<8.0	<8.0	<8.0	<8.0	<8.0	--	<80	<80	<80	--	--	--
SG-119	SG-119-5	01/27/2021	5.0	<8.0	<8.0	<8.0	<8.0	<8.0	<8.0	<8.0	<8.0	<8.0 UJ	--	<80	<80	<80	--	--	--
SG-119	SG-119-5	09/28/2021	5.0	<8.0	<8.0	<8.0	<8.0	<8.0	<8.0 UJ	<8.0	<8.0	<8.0	--	<80	<80	<80	--	--	--
SG-119	SG-119-5	02/04/2022	5.0	<4.0	<4.0 UJ	<4.0	<4.0	<4.0	<4.0	<4.0	<4.0 UJ	<4.0	--	<40	<40	<40	--	--	--
SG-119	SG-119-15	12/19/2018	15.0	<5.0	<5.0	<5.0	<10	<10	**21**	<5.0	<5.0	<5.0	<290	--	--	--	--	--	--
SG-119	SG-119-15	01/21/2019	15.0	<8.0	<8.0	<8.0	<8.0	<8.0	<8.0	<8.0	<8.0	<8.0	--	<80	--	<80	--	--	--
SG-119	SG-119-15	07/12/2019	15.0	**5.0 J**	<8.0	<8.0	<8.0	<8.0	<8.0	<8.0	<8.0	<8.0	--	<80	<80	<80	--	--	--
SG-119	SG-119-15 REP	07/12/2019	15.0	<8.0	<8.0	<8.0	<8.0	<8.0	<8.0	<8.0	<8.0	<8.0	--	<80	<80	<80	--	--	--
SG-119	SG-119-15	02/10/2020	15.0	<8.0	<8.0	<8.0	<8.0	<8.0	**7.0 J**	<8.0	<8.0	<8.0	--	<80	<80	<80	--	--	--
SG-119	SG-119-15	08/28/2020	15.0	<8.0	<8.0	<8.0	<8.0	<8.0	**5.0 J**	<8.0	<8.0	<8.0	--	<80	<80	<80	--	--	--
SG-119	SG-119-15	01/27/2021	15.0	<8.0	<8.0	<8.0	<8.0	<8.0	**4.0 J**	<8.0	<8.0	<8.0 UJ	--	<80	<80	<80	--	--	--
SG-119	SG-119-15	09/28/2021	15.0	<8.0	<8.0	<8.0	<8.0	<8.0	<8.0 UJ	<8.0	<8.0	<8.0	--	<80	<80	<80	--	--	--
SG-119	SG-119-15	02/04/2022	15.0	<4.0	<4.0 UJ	<4.0	<4.0	<4.0	<4.0	<4.0	<4.0 UJ	<4.0	--	<40	<40	<40	--	--	--
SG-120A	SG-120A-14.5	10/04/2019	14.5	<8.0	<8.0	<8.0	<8.0	<8.0	<8.0	<8.0	<8.0	<8.0	--	<80	**378 J+**	<80	--	--	--
SG-120A	SG-120A-14.5 REP	10/04/2019	14.5	<8.0	<8.0	<8.0	<8.0	<8.0	<8.0	<8.0	<8.0	<8.0	--	<80	**378 J+**	<80	--	--	--
SG-120A	SG-120A-14.5	02/12/2020	14.5	<8.0	<8.0	<8.0	<8.0	<8.0	<8.0	<8.0	<8.0	<8.0	--	<80	<80	<80	--	--	--
SG-120A	SG-120A-14.5	08/25/2020	14.5	<8.0	<8.0	<8.0	<8.0	<8.0	**4.0 J**	<8.0	<8.0	<8.0	--	<80	<80	<80	--	--	--
SG-120A	SG-120A-14.5	01/27/2021	14.5	**4.0 J**	<8.0	<8.0	<8.0	<8.0	<8.0	<8.0	<8.0	<8.0	--	<80	<80	<80	--	--	--
SG-120A	SG-120A-14.5	09/28/2021	14.5	<8.0	<8.0	<8.0	<8.0	<8.0	<8.0 UJ	<8.0	<8.0	<8.0	--	<80	<80	<80	--	--	--
SG-120A	SG-120A-14.5	02/07/2022	14.5	<4.0	<4.0	<4.0	<4.0 UJ	<4.0	<4.0 UJ	<4.0	<4.0	<4.0	--	<40	<40	<40	--	--	--
SG-121	SG-121-5	01/26/2019	5.0	**30**	<8.0	<8.0	<8.0	<8.0	<8.0	<8.0	**46**	<8.0	--	<80	--	<80	--	--	--
SG-121	SG-121-5	07/08/2019	5.0	**26 J**	<8.0	<8.0	<8.0	<8.0	<8.0	<8.0 UJ	**146**	<8.0	--	<80	<80	<80	--	--	--
SG-121	SG-121-5	02/13/2020	5.0	<8.0	<8.0	<8.0	<8.0	<8.0	<8.0	<8.0	**44**	<8.0	--	<80	<80	<80	--	--	--
SG-121	SG-121-5	08/20/2020	5.0	**10**	<8.0	<8.0	<8.0	<8.0	<8.0	<8.0	**136**	<8.0	--	<80	<80	<80	--	--	--
SG-121	SG-121-5	01/04/2021	5.0	<8.0	<8.0	<8.0	<8.0	<8.0	<8.0	<8.0	**33**	<8.0	--	<80	<80	<80	--	--	--
SG-121	SG-121-5	09/07/2021	5.0	**13**	<8.0	<8.0	<8.0	<8.0	<8.0 UJ	<8.0	**131**	<8.0	--	<80	<80	<80	--	--	--
SG-121	SG-121-5	02/02/2022	5.0	<4.0	<4.0	<4.0	<4.0	<4.0	<4.0 UJ	<4.0	**10 J**	<4.0	--	<40	<40	<40	--	--	--
SG-121	SG-121-5	10/12/2022	5.0	<100	<100	<20	<100	<100	<20	<100	<20	<10	--	--	--	--	--	--	<100
SG-121	SG-121-13.5	01/26/2019	13.5	**54**	<8.0	<8.0	<8.0	<8.0	**8.0**	<8.0	**45**	<8.0	--	<80	--	<80	--	--	--
SG-121	SG-121-13.5	07/08/2019	13.5	**62 J**	<8.0	<8.0	<8.0	<8.0	<8.0	<8.0 UJ	**121**	<8.0	--	<80	<80	<80	--	--	--
SG-121	SG-121-13.5	02/13/2020	13.5	**26 J**	<8.0	<8.0	<8.0	<8.0	<8.0	<8.0	**98**	<8.0	--	<80	<80	<80	--	--	--
SG-121	SG-121-13.5 REP	02/13/2020	13.5	**44 J**	<8.0	<8.0	<8.0	<8.0	<8.0	<8.0	**111**	<8.0	--	<80	<80	<80	--	--	--

TABLE A-4

HISTORICAL SOIL GAS SAMPLING RESULTS
Former Ford Aeronutronic Facility
Newport Beach, California

Sampling Location	Sample ID	Date Sampled [2]	Depth of Sample (feet bgs)	Volatile Organic Compounds [1] (µg/m³)									Leak Detection Compounds [1]						
				1,1-DCE	1,1-DCA	1,2-DCA	cis-1,2-DCE	trans-1,2-DCE	PCE	1,1,1-TCA	TCE	Vinyl Chloride	2-Propanol (µg/m³)	Heptane (µg/m³)	Hexane (µg/m³)	Pentane (µg/m³)	Helium (ppmv)	TFA (µg/m³)	DFA (µg/m³)
SG-121	SG-121-13.5	08/20/2020	13.5	**36**	<8.0	<8.0	<8.0	<8.0	<8.0	<8.0	**183**	<8.0	--	<80	<80	<80	--	--	--
SG-121	SG-121-13.5	01/04/2021	13.5	**53**	<8.0	<8.0	<8.0	<8.0	<8.0	<8.0	**145**	<8.0	--	<80	<80	<80	--	--	--
SG-121	SG-121-13.5	09/07/2021	13.5	<8.0	<8.0	<8.0	<8.0	**3.0 J**	<8.0 UJ	<8.0	**52**	<8.0	--	<80	<80	<80	--	--	--
SG-121	SG-121-13.5	02/02/2022	13.5	**18**	<4.0	<4.0	<4.0	<4.0	<4.0 UJ	<4.0	**119 J**	<4.0	--	<40	<40	<40	--	--	--
SG-121	SG-121-13.5	10/12/2022	13.5	<100	<100	<20	<100	<100	<20	<100	**75**	<10	--	--	--	--	--	--	<100
SG-122	SG-122-5	04/17/2019	5.0	<8.0	<8.0	<8.0	<8.0	<8.0	<8.0	<8.0	**34**	<8.0	--	<80	<80	<80	--	--	--
SG-122	SG-122-5	07/08/2019	5.0	**5.0 J**	<8.0	<8.0	<8.0	<8.0	<8.0	<8.0 UJ	**23**	<8.0	--	<80	<80	<80	--	--	--
SG-122	SG-122-5	02/13/2020	5.0	<8.0	<8.0	<8.0	<8.0	<8.0	<8.0	<8.0	<8.0	<8.0	--	<80	<80	<80	--	--	--
SG-122	SG-122-5	08/20/2020	5.0	<8.0	<8.0	<8.0	<8.0	<8.0	<8.0	<8.0	**23**	<8.0	--	<80	<80	<80	--	--	--
SG-122	SG-122-5	01/04/2021	5.0	<8.0	<8.0	<8.0	<8.0	<8.0	<8.0	<8.0	**9.0**	<8.0	--	<80	<80	<80	--	--	--
SG-122	SG-122-5	09/07/2021	5.0	<8.0	<8.0	<8.0	<8.0	**3.0 J**	<8.0 UJ	<8.0	**12**	<8.0	--	<80	<80	<80	--	--	--
SG-122	SG-122-5	02/02/2022	5.0	<4.0	<4.0	<4.0	<4.0	<4.0	<4.0 UJ	<4.0	**51 J**	<4.0	--	<40	<40	<40	--	--	--
SG-122	SG-122-5	10/12/2022	5.0	<100	<100	<20	<100	<100	<20	<100	<20	<10	--	--	--	--	--	--	<100
SG-122	SG-122-15	04/17/2019	15.0	**141**	**8.0 J**	<8.0	<8.0	<8.0	<8.0	<8.0	**204**	<8.0	--	<80	<80	<80	--	--	--
SG-122	SG-122-15	07/08/2019	15.0	**88 J**	<8.0	<8.0	<8.0	<8.0	<8.0	<8.0 UJ	**167**	<8.0	--	<80	<80	<80	--	--	--
SG-122	SG-122-15	02/13/2020	15.0	**34**	<8.0	<8.0	<8.0	<8.0	<8.0	<8.0	**104**	<8.0	--	<80	<80	<80	--	--	--
SG-122	SG-122-15	08/20/2020	15.0	**35**	<8.0	<8.0	<8.0	<8.0	**6.0 J**	<8.0	**139**	<8.0	--	<80	<80	<80	--	--	--
SG-122	SG-122-15	01/04/2021	15.0	**25**	<8.0	<8.0	<8.0	<8.0	**4.0 J**	<8.0	**101**	<8.0	--	<80	<80	<80	--	--	--
SG-122	SG-122-15	09/07/2021	15.0	**21**	<8.0	<8.0	<8.0	**3.0 J**	<8.0 UJ	<8.0	**91**	<8.0	--	<80	<80	<80	--	--	--
SG-122	SG-122-15	02/02/2022	15.0	**26**	<4.0	<4.0	<4.0	<4.0	**5.0 J+**	<4.0	**90 J**	<4.0	--	<40	<40	<40	--	--	--
SG-122	SG-122-15	10/12/2022	15.0	<100	<100	<20	<100	<100	<20	<100	**85**	<10	--	--	--	--	--	--	<100
SG-122	SG-122-15 REP	10/12/2022	15.0	<100	<100	<20	<100	<100	<20	<100	**88**	<10	--	--	--	--	--	--	<100
SG-127	SG-127-5	04/22/2019	5.0	<8.0	<8.0	<8.0	<8.0	<8.0	<8.0	<8.0	<8.0	<8.0	--	<80	--	<80	--	--	--
SG-127	SG-127-5	02/06/2020	5.0	<8.0	<8.0	<8.0	<8.0	<8.0	<8.0	<8.0	<8.0	<8.0	--	<80	<80	<80	--	--	--
SG-127	SG-127-5	08/14/2020	5.0	<8.0	<8.0	<8.0	<8.0	<8.0	<8.0	<8.0	<8.0	<8.0	--	<80	<80	<80	--	--	--
SG-127	SG-127-5	01/26/2021	5.0	<8.0	<8.0	<8.0	<8.0	<8.0	<8.0	<8.0	<8.0	<8.0	--	<80	<80	<80	--	--	--
SG-127	SG-127-5	09/27/2021	5.0	<8.0	<8.0	<8.0	<8.0	<8.0	<8.0 UJ	<8.0	<8.0	<8.0	--	<80	<80	<80	--	--	--
SG-127	SG-127-5	01/26/2022	5.0	<4.0	<4.0	<4.0	<4.0	<4.0	<4.0	<4.0	<4.0	<4.0 UJ	--	<40	<40	<40	--	--	--
SG-127	SG-127-15	04/22/2019	15.0	<8.0	<8.0	<8.0	<8.0	<8.0	**36**	<8.0	<8.0	<8.0	--	<80	--	<80	--	--	--
SG-127	SG-127-15	07/11/2019	15.0	<8.0	<8.0	<8.0	<8.0	<8.0	<8.0	<8.0	<8.0	<8.0	--	<80	<80	<80	--	--	--
SG-127	SG-127-15	02/06/2020	15.0	<8.0	<8.0	<8.0	<8.0	<8.0	<8.0	<8.0	<8.0	<8.0	--	<80	<80	<80	--	--	--
SG-128	SG-128-5	04/22/2019	5.0	<8.0	<8.0	<8.0	<8.0	<8.0	**107**	<8.0	**683**	<8.0	--	<80	--	<80	--	--	--
SG-128	SG-128-5	07/18/2019	5.0	<8.0	<8.0	<8.0	<8.0	<8.0	**64**	<8.0	**355**	<8.0	--	<80	<80	<80	--	--	--
SG-128	SG-128-5	02/12/2020	5.0	<8.0	<8.0	<8.0	<8.0	<8.0	**62**	<8.0	**367**	<8.0	--	<80	<80	<80	--	--	--
SG-128	SG-128-5	07/01/2020	5.0	<8.0	<8.0	<8.0	<8.0	<8.0	**90**	<8.0	**547**	<8.0	--	<80	<80	<80	--	--	--
SG-128	SG-128-5	08/11/2020	5.0	<8.0	<8.0	<8.0	<8.0	<8.0	**74**	<8.0	**393**	<8.0	--	<80	<80	<80	--	--	--
SG-128	SG-128-5	10/28/2020	5.0	<8.0	<8.0	<8.0	<8.0	<8.0	**99**	<8.0	**445**	<8.0	--	<80	<80	<80	--	--	--
SG-128	SG-128-5	11/05/2020	5.0	<8.0	<8.0	<8.0	<8.0	<8.0	**29**	<8.0	**19**	<8.0	--	<80	<80	<80	--	--	--
SG-128	SG-128-5	01/14/2021	5.0	<8.0	<8.0	<8.0	**5.0 J**	<8.0	**38**	<8.0	**73**	**64**	--	<80	<80	<80	--	--	--
SG-128	SG-128-5	09/16/2021	5.0	<8.0	<8.0	<8.0	<8.0	<8.0	**71 J+**	<8.0	**153 J+**	<8.0	--	<80	<80	<80	--	--	--
SG-128	SG-128-5 REP	09/16/2021	5.0	<8.0	<8.0	<8.0	<8.0	<8.0	**68 J+**	<8.0	**224 J+**	<8.0	--	<80	<80	<80	--	--	--
SG-128	SG-128-5	02/01/2022	5.0	<4.0	<4.0	<4.0	<4.0	<4.0	**55**	<4.0	**263**	<4.0	--	<40	<40	<40	--	--	--
SG-128	SG-128-5	09/30/2022	5.0	<100	<100	<20	<100	<100	**68**	<100	**150**	<10	--	--	--	--	--	--	<100
SG-128	SG-128-15	04/22/2019	15.0	**17**	<8.0	<8.0	<8.0	<8.0	**431**	<8.0	**10,200**	<8.0	--	<80	--	<80	--	--	--
SG-128	SG-128-15	07/18/2019	15.0	**7.0 J**	<8.0	<8.0	<8.0	<8.0	**373**	<8.0	**7,350**	<8.0	--	<80	<80	<80	--	--	--
SG-128	SG-128-15	02/12/2020	15.0	**24**	<8.0	<8.0	<8.0	**3.0 J**	**363**	<8.0	**7,510**	<8.0	--	<80	<80	<80	--	--	--
SG-128	SG-128-15 REP	02/12/2020	15.0	**19**	<8.0	<8.0	<8.0	<8.0	**356**	<8.0	**7,070**	<8.0	--	<80	<80	<80	--	--	--
SG-128	SG-128-15	07/01/2020	15.0	**29**	**5.0 J**	<8.0	<8.0	<8.0	**341**	<8.0	**7,270**	<8.0	--	<80	<80	<80	--	--	--
SG-128	SG-128-15	08/11/2020	15.0	**5.0 J**	<8.0	<8.0	<8.0	<8.0	**370**	<8.0	**7,480**	<8.0	--	<80	<80	<80	--	--	--
SG-128	SG-128-15 REP	08/11/2020	15.0	**5.0 J**	<8.0	<8.0	<8.0	<8.0	**383**	<8.0	**7,450**	<8.0	--	<80	<80	<80	--	--	--

TABLE A-4

HISTORICAL SOIL GAS SAMPLING RESULTS
Former Ford Aeronutronic Facility
Newport Beach, California

Sampling Location	Sample ID	Date Sampled [2]	Depth of Sample (feet bgs)	Volatile Organic Compounds [1] (µg/m³)									Leak Detection Compounds [1]						
				1,1-DCE	1,1-DCA	1,2-DCA	cis-1,2-DCE	trans-1,2-DCE	PCE	1,1,1-TCA	TCE	Vinyl Chloride	2-Propanol (µg/m³)	Heptane (µg/m³)	Hexane (µg/m³)	Pentane (µg/m³)	Helium (ppmv)	TFA (µg/m³)	DFA (µg/m³)
SG-128	SG-128-15	10/28/2020	15.0	**28**	**6.0 J**	<8.0	<8.0	**5.0 J**	**504**	<8.0	**9,490**	<8.0	--	<80	<80	<80	--	--	--
SG-128	SG-128-15	11/05/2020	15.0	**6.0 J**	<8.0	<8.0	<8.0	<8.0	**244**	<8.0	**3,710**	<8.0	--	<80	<80	<80	--	--	--
SG-128	SG-128-15	01/14/2021	15.0	<8.0	<8.0	<8.0	<8.0	<8.0	**338**	<8.0	**5,110**	<8.0	--	<80	<80	<80	--	--	--
SG-128	SG-128-15	09/16/2021	15.0	**15**	**1.0 J**	<8.0	<8.0	<8.0	**415 J+**	<8.0	**7,830 J+**	<8.0	--	<80	<80	<80	--	--	--
SG-128	SG-128-15	02/01/2022	15.0	**13**	<4.0	<4.0	<4.0	<4.0	**370**	<4.0	**7,100**	<4.0	--	<40	<40	<40	--	--	--
SG-128	SG-128-15	09/30/2022	15.0	<100	<100	<20	<100	<100	**270**	<100	**5,000**	<10	--	--	--	--	--	--	<100
SG-129	SG-129-5	04/22/2019	5.0	<8.0	<8.0	<8.0	<8.0	<8.0	**35**	<8.0	<8.0	<8.0	--	<80	--	<80	--	--	--
SG-129	SG-129-5	07/11/2019	5.0	<8.0	<8.0	<8.0	<8.0	<8.0	<8.0	<8.0	<8.0	<8.0	--	<80	<80	<80	--	--	--
SG-129	SG-129-5	02/06/2020	5.0	<8.0	<8.0	<8.0	<8.0	<8.0	<8.0	<8.0	<8.0	<8.0	--	<80	<80	<80	--	--	--
SG-129	SG-129-5	08/14/2020	5.0	<8.0	<8.0	<8.0	<8.0	<8.0	**4.0 J**	<8.0	<8.0	<8.0	--	<80	<80	<80	--	--	--
SG-129	SG-129-5	01/26/2021	5.0	<8.0	<8.0	<8.0	<8.0	<8.0	<8.0	<8.0	<8.0	<8.0	--	<80	<80	<80	--	--	--
SG-129	SG-129-5	09/27/2021	5.0	<8.0	<8.0	<8.0	<8.0	<8.0	<8.0 UJ	<8.0	<8.0	<8.0	--	<80	<80	<80	--	--	--
SG-129	SG-129-5	01/26/2022	5.0	<4.0	<4.0	<4.0	<4.0	<4.0	**7.0**	<4.0	<4.0	<4.0 UJ	--	<40	<40	<40	--	--	--
SG-129	SG-129-5	09/26/2022	5.0	<100	<100	<20	<100	<100	<20	<100	<20	<10	--	--	--	--	--	--	<100
SG-129	SG-129-15	04/22/2019	15.0	<8.0	<8.0	<8.0	<8.0	<8.0	<8.0	<8.0	<8.0	<8.0	--	<80	--	<80	--	--	--
SG-129	SG-129-15	07/11/2019	15.0	<8.0	<8.0	<8.0	<8.0	<8.0	<8.0	<8.0	<8.0	<8.0	--	<80	<80	<80	--	--	--
SG-129	SG-129-15	02/06/2020	15.0	<8.0	<8.0	<8.0	<8.0	<8.0	<8.0	<8.0	<8.0	<8.0	--	<80	<80	<80	--	--	--
SG-129	SG-129-15	08/14/2020	15.0	<8.0	<8.0	<8.0	<8.0	<8.0	**8.0**	<8.0	**6.0 J**	<8.0	--	<80	<80	<80	--	--	--
SG-130	SG-130-5	08/28/2019	5.0	<8.0	<8.0	<8.0	<8.0	<8.0	**7.0 J**	<8.0	<8.0	<8.0 UJ	--	<80	<80	<80	--	--	--
SG-130	SG-130-5	02/03/2022	5.0	<4.0	<4.0 UJ	<4.0	<4.0	<4.0	**4.0**	<4.0	<4.0 UJ	<4.0	--	<40	<40	<40	--	--	--
SG-130	SG-130-15	08/28/2019	15.0	<8.0	<8.0	<8.0	<8.0	<8.0	<8.0	<8.0	<8.0	<8.0 UJ	--	<80	<80	<80	--	--	--
SG-130	SG-130-15	02/24/2020	15.0	<8.0	<8.0	<8.0	<8.0	<8.0	<8.0	<8.0	<8.0	<8.0	--	<80	<80	<80	--	--	--
SG-130	SG-130-15	08/19/2020	15.0	<8.0	<8.0	<8.0	<8.0	<8.0	<8.0	<8.0	<8.0	<8.0	--	<80	<80	<80	--	--	--
SG-130	SG-130-15	01/14/2021	15.0	<8.0	<8.0	<8.0	<8.0	<8.0	<8.0	<8.0	<8.0	<8.0	--	<80	<80	<80	--	--	--
SG-130	SG-130-15	09/17/2021	15.0	<8.0	<8.0	<8.0	<8.0	<8.0	<8.0 UJ	<8.0	<8.0	<8.0	--	<80	<80	<80	--	--	--
SG-130	SG-130-15	09/29/2022	15.0	<100	<100	<20	<100	<100	<20	<100	<20	<10	--	--	--	--	--	--	<100
SG-131	SG-131-5	04/18/2019	5.0	**34**	<8.0	<8.0	<8.0	<8.0	**54**	<8.0	**4.0 J**	<8.0	--	<80	--	<80	--	--	--
SG-131	SG-131-5	07/26/2019	5.0	**20**	<8.0	<8.0	<8.0	<8.0	**69**	<8.0	**7.0 J**	<8.0	--	<80	<80	<80	--	--	--
SG-131	SG-131-5	02/05/2020	5.0	**38**	<8.0	<8.0	<8.0	<8.0	**48**	<8.0	<8.0	<8.0	--	<80	<80	<80	--	--	--
SG-131	SG-131-5	08/28/2020	5.0	**50**	<8.0	<8.0	<8.0	<8.0	**84**	<8.0	**14**	<8.0	--	<80	<80	<80	--	--	--
SG-131	SG-131-5	01/15/2021	5.0	<8.0 UJ	<8.0	<8.0	<8.0	<8.0	**47**	<8.0	**5.0 J**	<8.0	--	<80	<80	<80	--	--	--
SG-131	SG-131-5	09/17/2021	5.0	**20**	<8.0	<8.0	<8.0	<8.0	**99 J+**	<8.0	**9.0 J+**	<8.0	--	<80	<80	<80	--	--	--
SG-131	SG-131-5	01/06/2022	5.0	**53**	<4.0	<4.0	<4.0	<4.0	**66**	<4.0	**8.0 J**	<4.0	--	<40	<40	<40	--	--	--
SG-131	SG-131-5	08/09/2022	5.0	<100	<100	<20	<100	<100	**84**	<100	<20	<10	--	--	--	--	--	--	<100
SG-132	SG-132-15	04/18/2019	15.0	**37**	<8.0	<8.0	<8.0	<8.0	**148**	<8.0	**39**	<8.0	--	<80	--	<80	--	--	--
SG-132	SG-132-15	07/26/2019	15.0	**23**	<8.0	<8.0	<8.0	<8.0	**172**	<8.0	**57**	<8.0	--	<80	<80	<80	--	--	--
SG-132	SG-132-15	02/05/2020	15.0	<8.0	<8.0	<8.0	<8.0	<8.0	**130**	<8.0	**56**	<8.0	--	<80	<80	<80	--	--	--
SG-132	SG-132-15 REP	02/05/2020	15.0	<8.0	<8.0	<8.0	<8.0	<8.0	**133**	<8.0	**53**	<8.0	--	<80	<80	<80	--	--	--
SG-132	SG-132-15	08/28/2020	15.0	**45**	<8.0	<8.0	<8.0	<8.0	**240**	<8.0	**102**	<8.0	--	<80	<80	<80	--	--	--
SG-132	SG-132-15 REP	08/28/2020	15.0	**49**	<8.0	<8.0	<8.0	<8.0	**260**	<8.0	**105**	**2.0 J**	--	<80	<80	<80	--	--	--
SG-132	SG-132-15	01/28/2021	15.0	**48**	<8.0	<8.0	<8.0	<8.0	**161**	<8.0	**75**	<8.0	--	<80	<80	<80	--	--	--
SG-132	SG-132-15 REP	01/28/2021	15.0	**44**	<8.0	<8.0	<8.0	<8.0	**168**	<8.0	**72**	<8.0	--	<80	<80	<80	--	--	--
SG-132	SG-132-15	09/27/2021	15.0	**13**	<8.0	<8.0	<8.0	<8.0	**78**	<8.0	**25**	<8.0	--	<80	<80	<80	--	--	--
SG-132	SG-132-15	01/06/2022	15.0	**38**	<4.0	<4.0	<4.0	<4.0	**182**	<4.0	**71 J**	<4.0	--	<40	<40	<40	--	--	--
SG-132	SG-132-15	08/16/2022	15.0	<100 UJ	<100	<20	<100	<100 UJ	**200 J**	<100	**85 J+**	<10 UJ	--	--	--	--	--	--	<100
SG-133A	SG-133A-5.5	10/03/2019	5.5	<8.0	<8.0	<8.0	<8.0	<8.0	**8.0**	<8.0	<8.0	<8.0	--	<80	<80	<80	--	--	--
SG-133A	SG-133A-5.5	02/04/2020	5.5	<8.0	<8.0	<8.0	<8.0	<8.0	<8.0	<8.0	<8.0	<8.0	--	<80	<80	<80	--	--	--
SG-133A	SG-133A-5.5	08/27/2020	5.5	<8.0	<8.0	<8.0	<8.0	<8.0	<8.0	<8.0	<8.0	<8.0	--	<80	<80	<80	--	--	--
SG-133A	SG-133A-5.5	01/28/2021	5.5	<8.0	<8.0	<8.0	<8.0	<8.0	<8.0	<8.0	<8.0	<8.0	--	<80	<80	<80	--	--	--
SG-133A	SG-133A-5.5	09/21/2021	5.5	<8.0	<8.0	<8.0	<8.0	<8.0	**6.0 J**	<8.0	<8.0 UJ	<8.0	--	<80	<80	<80	--	--	--

TABLE A-4

HISTORICAL SOIL GAS SAMPLING RESULTS
Former Ford Aeronutronic Facility
Newport Beach, California

Sampling Location	Sample ID	Date Sampled [2]	Depth of Sample (feet bgs)	Volatile Organic Compounds [1] (µg/m³)									Leak Detection Compounds [1]						
				1,1-DCE	1,1-DCA	1,2-DCA	cis-1,2-DCE	trans-1,2-DCE	PCE	1,1,1-TCA	TCE	Vinyl Chloride	2-Propanol (µg/m³)	Heptane (µg/m³)	Hexane (µg/m³)	Pentane (µg/m³)	Helium (ppmv)	TFA (µg/m³)	DFA (µg/m³)
SG-133A	SG-133A-5.5	01/06/2022	5.5	<4.0	<4.0	<4.0	<4.0	<4.0	<4.0	<4.0	<4.0 UJ	<4.0	--	<40	<40	<40	--	--	--
SG-133A	SG-133A-5.5	08/10/2022	5.5	<100	<100	<20	<100	<100	<20	<100	<20	<10	--	--	--	--	--	--	<100
SG-133A	SG-133A-14.5	10/03/2019	14.5	**30**	<8.0	<8.0	<8.0	<8.0	**6.0 J**	<8.0	**37**	<8.0	--	<80	<80	<80	--	--	--
SG-133A	SG-133A-14.5	02/04/2020	14.5	**34**	<8.0	<8.0	<8.0	<8.0	**6.0 J**	<8.0	**44**	<8.0	--	<80	<80	<80	--	--	--
SG-133A	SG-133A-14.5	08/27/2020	14.5	**22**	<8.0	<8.0	<8.0	<8.0	<8.0	<8.0	**41**	<8.0	--	<80	<80	<80	--	--	--
SG-133A	SG-133A-14.5	01/28/2021	14.5	**3.0 J**	<8.0	<8.0	<8.0	<8.0	**7.0 J**	<8.0	**33**	<8.0	--	<80	<80	<80	--	--	--
SG-133A	SG-133A-14.5	09/21/2021	14.5	**22**	<8.0	<8.0	<8.0	<8.0	**7.0 J**	<8.0	**30 J**	<8.0	--	<80	<80	<80	--	--	--
SG-133A	SG-133A-14.5	01/06/2022	14.5	**16**	<4.0	<4.0	<4.0	<4.0	**7.0**	<4.0	**27 J**	<4.0	--	<40	<40	<40	--	--	--
SG-133A	SG-133A-14.5	08/10/2022	14.5	<100	<100	<20	<100	<100	<20	<100	**32**	<10	--	--	--	--	--	--	<100
SG-135	SG-135-5	01/14/2021	5.0	<8.0	<8.0	<8.0	<8.0	<8.0	<8.0	<8.0	<8.0	<8.0	--	<80	<80	<80	--	--	--
SG-135	SG-135-5	10/12/2022	5.0	<100	<100	<20	<100	<100	**21**	<100	**620**	<10	--	--	--	--	--	--	<100
SG-135	SG-135-11	10/12/2022	11.0	<100	<100	<20	<100	<100	<20	<100	<20	<10	--	--	--	--	--	--	<100
SG-136	SG-136-5	10/30/2020	5.0	<8.0	<8.0	<8.0	<8.0	<8.0	**40**	<8.0	**767**	<8.0	--	<80	<80	<80	--	--	--
SG-136	SG-136-5	01/14/2021	5.0	<8.0	<8.0	<8.0	<8.0	<8.0	**20**	<8.0	**377**	<8.0	--	<80	<80	<80	--	--	--
SG-136	SG-136-5	09/16/2021	5.0	<8.0	<8.0	<8.0	<8.0	<8.0	**45 J+**	<8.0	**932 J+**	<8.0	--	<80	<80	<80	--	--	--
SG-136	SG-136-5	02/01/2022	5.0	<4.0	<4.0	<4.0	<4.0	<4.0	**32 J**	<4.0	**531 J**	<4.0	--	<40	<40	<40	--	--	--
SG-136	SG-136-5 REP	02/01/2022	5.0	<4.0	<4.0	<4.0	<4.0	<4.0	**38 J**	<4.0	**509 J**	<4.0	--	<40	<40	<40	--	--	--
SG-136	SG-136-5	10/12/2022	5.0	<100	<100	<20	<100	<100	**42**	<100	**930**	<10	--	--	--	--	--	--	<100
SG-136	SG-136-11.5	10/30/2020	11.5	**13**	<8.0	<8.0	**249**	<8.0	**38**	<8.0	**1,210**	<8.0	--	<80	<80	<80	--	--	--
SG-136	SG-136-11.5	01/14/2021	11.5	**30 J+**	**6.0 J**	**24**	**592 J+**	**16**	**27**	<8.0	**1,260**	**18 J+**	--	<80	<80	<80	--	--	--
SG-136	SG-136-11.5	09/16/2021	11.5	**10**	**3.0 J**	**13 J+**	**375**	**12**	**36 J+**	<8.0	**1,260 J+**	<8.0	--	<80	<80	<80	--	--	--
SG-136	SG-136-11.5 REP	09/16/2021	11.5	**7.0 J**	**2.0 J**	**12 J+**	**312**	**11**	**28 J+**	<8.0	**1,030 J+**	<8.0	--	<80	<80	<80	--	--	--
SG-136	SG-136-11.5	10/12/2022	11.5	<100	<100	<20	**1,100**	<100	<20	<100	**470**	<10	--	--	--	--	--	--	<100
SG-137	SG-137-5	10/30/2020	5.0	<8.0	<8.0	<8.0	<8.0	<8.0	**16**	**26**	**161**	<8.0	--	<80	<80	<80	--	--	--
SG-137	SG-137-5 REP	10/30/2020	5.0	<8.0	<8.0	<8.0	<8.0	<8.0	**21**	**33**	**158**	<8.0	--	<80	<80	<80	--	--	--
SG-137	SG-137-5	01/14/2021	5.0	<8.0	<8.0	<8.0	<8.0	<8.0	**10**	**22**	**101**	<8.0	--	<80	<80	<80	--	--	--
SG-137	SG-137-5	09/16/2021	5.0	<8.0	<8.0	<8.0	<8.0	<8.0	**19 J+**	**23**	**166 J+**	<8.0	--	<80	<80	<80	--	--	--
SG-137	SG-137-5	02/01/2022	5.0	<4.0	<4.0	<4.0	<4.0	<4.0	**10**	**18**	**121**	<4.0	--	<40	<40	<40	--	--	--
SG-137	SG-137-5 REP	02/01/2022	5.0	<4.0	<4.0	<4.0	<4.0	<4.0	**10**	**18**	**113**	<4.0	--	<40	<40	<40	--	--	--
SG-137	SG-137-5	09/29/2022	5.0	<100	<100	<20	<100	<100	<20	<100	**160**	<10	--	--	--	--	--	--	<100
SG-137	SG-137-15	10/30/2020	15.0	**60**	**15**	**<8.0**	**249**	<8.0	**169**	**51**	**12,900**	<8.0	--	<80	<80	<80	--	--	--
SG-137	SG-137-15	01/14/2021	15.0	**52 J+**	**14**	<8.0	**244 J+**	<8.0	**107**	**36**	**8,760**	<8.0	--	<80	<80	<80	--	--	--
SG-137	SG-137-15	09/16/2021	15.0	**64**	<8.0	**22 J+**	**277**	**5.0 J**	**169 J+**	**38**	**12,600 J+**	<8.0	--	<80	<80	<80	--	--	--
SG-137	SG-137-15	02/01/2022	15.0	**62**	**18**	<4.0	**287**	**5.0**	**115**	**34**	**9,020**	<4.0	--	<40	<40	<40	--	--	--
SG-137	SG-137-15	09/29/2022	15.0	<100	<100	<20	**260**	<100	**98**	<100	**8,500**	<10	--	--	--	--	--	--	<100
SG-138	SG-138-5	10/30/2020	5.0	<8.0	<8.0	<8.0	<8.0	<8.0	**9.0**	<8.0	<8.0	<8.0	--	<80	<80	<80	--	--	--
SG-138	SG-138-5	01/14/2021	5.0	<8.0	<8.0	<8.0	<8.0	<8.0	**8.0 J**	<8.0	**4.0 J**	<8.0	--	<80	<80	<80	--	--	--
SG-138	SG-138-5 [5]	09/16/2021	5.0	**7.0 J**	<8.0	<8.0	<8.0	<8.0	**46 J+**	<8.0	**1,090 J+**	<8.0	--	<80	<80	<80	--	--	--
SG-138	SG-138-5	02/03/2022	5.0	<4.0	<4.0 UJ	<4.0	<4.0	<4.0	<4.0	<4.0	<4.0 UJ	<4.0	--	<40	<40	<40	--	--	--
SG-138	SG-138-5	10/07/2022	5.0	<100	<100	<20	<100	<100	<20	<100	<20	<10	--	--	--	--	--	--	<100
SG-139	SG-139-5	10/30/2020	5.0	<8.0	<8.0	<8.0	<8.0	<8.0	**24**	<8.0	**1,000**	<8.0	--	<80	<80	<80	--	--	--
SG-139	SG-139-5	01/14/2021	5.0	**4.0 J+**	<8.0	<8.0	<8.0	<8.0	**17**	<8.0	**653**	<8.0	--	<80	<80	<80	--	--	--
SG-139	SG-139-5 REP	01/14/2021	5.0	<8.0	<8.0	<8.0	<8.0	<8.0	**13**	<8.0	**557**	<8.0	--	<80	<80	<80	--	--	--
SG-139	SG-139-5	09/16/2021	5.0	<8.0	<8.0	<8.0	<8.0	<8.0	**29 J+**	<8.0	**997 J+**	<8.0	--	<80	<80	<80	--	--	--
SG-139	SG-139-5	02/01/2022	5.0	<4.0	<4.0	<4.0	<4.0	<4.0	**10**	<4.0	**351**	<4.0	--	<40	<40	<40	--	--	--
SG-139	SG-139-5	09/30/2022	5.0	<100	<100	<20	<100	<100	**27**	<100	**740**	<10	--	--	--	--	--	--	<100
SG-139	SG-139-15	10/30/2020	15.0	**1,560**	**30**	**11**	**35**	**10**	**785**	<8.0	**47,000**	<8.0	--	<80	<80	<80	--	--	--
SG-139	SG-139-15	01/14/2021	15.0	**1,070 J+**	**17**	**32**	<8.0	**9.0**	**407**	<8.0	**28,400**	<8.0	--	<80	<80	<80	--	--	--
SG-139	SG-139-15	09/16/2021	15.0	**1,620**	**36**	**59 J+**	**37**	**13**	**1,050 J+**	<8.0	**50,700 J+**	<8.0	--	<80	<80	<80	--	--	--
SG-139	SG-139-15	02/01/2022	15.0	**1,160**	**21**	**34 J+**	**22**	**9.0**	**524**	<4.0	**31,200**	<4.0	--	<40	<40	<40	--	--	--

TABLE A-4

HISTORICAL SOIL GAS SAMPLING RESULTS
Former Ford Aeronutronic Facility
Newport Beach, California

Sampling Location	Sample ID	Date Sampled [2]	Depth of Sample (feet bgs)	Volatile Organic Compounds [1] (µg/m³)									Leak Detection Compounds [1]						
				1,1-DCE	1,1-DCA	1,2-DCA	cis-1,2-DCE	trans-1,2-DCE	PCE	1,1,1-TCA	TCE	Vinyl Chloride	2-Propanol (µg/m³)	Heptane (µg/m³)	Hexane (µg/m³)	Pentane (µg/m³)	Helium (ppmv)	TFA (µg/m³)	DFA (µg/m³)
SG-139	SG-139-15	09/30/2022	15.0	**1,300**	<500	<100	<500	<500	**660**	<500	**43,000**	<50	--	--	--	--	--	--	<500
SG-139	SG-139-15 REP	09/30/2022	15.0	**1,300**	<500	<100	<500	<500	**680**	<500	**45,000**	<50	--	--	--	--	--	--	<500
SG-140	SG-140-5	12/04/2020	5.0	**49**	<8.0	<8.0	<8.0	<8.0	**420**	<8.0	**830**	<8.0	--	<80	<80	<80	--	--	--
SG-140	SG-140-5	01/28/2021	5.0	<8.0	<8.0	<8.0	<8.0	<8.0	**419**	<8.0	**877**	<8.0	--	<80	<80	<80	--	--	--
SG-140	SG-140-5	09/24/2021	5.0	**54**	<8.0	<8.0	<8.0	<8.0	**679 J**	<8.0	**1,230**	<8.0	--	<80	<80	<80	--	--	--
SG-140	SG-140-5	01/06/2022	5.0	**54**	<4.0	<4.0	<4.0	<4.0	**473**	<4.0	**754 J**	<4.0	--	<40	<40	<40	--	--	--
SG-140	SG-140-5	08/10/2022	5.0	<100	<100	<20	<100	<100	**500**	<100	**730**	<10	--	--	--	--	--	--	<100
SG-140	SG-140-15	12/04/2020	15.0	**295**	**6.0 J**	<8.0	<8.0	<8.0	**900**	<8.0	**3,220**	<8.0	--	<80	<80	<80	--	--	--
SG-140	SG-140-15	01/28/2021	15.0	**168**	<8.0	<8.0	<8.0	<8.0	**1,080**	<8.0	**3,020**	<8.0	--	<80	<80	<80	--	--	--
SG-140	SG-140-15	09/24/2021	15.0	**297**	**4.0 J**	<8.0	<8.0	<8.0	**1,390 J**	<8.0	**4,050**	<8.0	--	<80	<80	<80	--	--	--
SG-140	SG-140-15 REP	09/24/2021	15.0	**287**	**4.0 J**	<8.0	<8.0	<8.0	**1,290 J**	<8.0	**3,870**	<8.0	--	<80	<80	<80	--	--	--
SG-140	SG-140-15	01/06/2022	15.0	**205**	<4.0	<4.0	<4.0	<4.0	**1,100**	<4.0	**2,570 J**	<4.0	--	<40	<40	<40	--	--	--
SG-140	SG-140-15	08/10/2022	15.0	**230**	<100	<20	<100	<100	**1,200**	<100	**2,700**	<10	--	--	--	--	--	--	<100
SG-141	SG-141-5	12/04/2020	5.0	**214**	<8.0	<8.0	<8.0	<8.0	**3,590**	<8.0	**742**	<8.0	--	<80	<80	<80	--	--	--
SG-141	SG-141-5	01/21/2021	5.0	**194 J**	<8.0	<8.0	<8.0	<8.0	**2,760**	<8.0	**622**	<8.0	--	<80	<80	<80	--	--	--
SG-141	SG-141-5 REP	01/21/2021	5.0	**136 J**	<8.0	<8.0	<8.0	<8.0	**2,740**	<8.0	**595**	<8.0	--	<80	<80	<80	--	--	--
SG-141	SG-141-5	09/24/2021	5.0	**148**	<8.0	<8.0	<8.0	<8.0 UJ	**3,950 J**	<8.0	**709**	<8.0	--	<80	<80	<80	--	--	--
SG-141	SG-141-5 REP	09/24/2021	5.0	**166**	<8.0	<8.0	<8.0	<8.0 UJ	**4,430 J**	<8.0	**768**	<8.0	--	<80	<80	<80	--	--	--
SG-141	SG-141-5	01/06/2022	5.0	**119**	<4.0	<4.0	<4.0	<4.0	**2,580**	<4.0	**462 J**	<4.0	--	<40	<40	<40	--	--	--
SG-141	SG-141-5	08/10/2022	5.0	<100	<100	<20	<100	<100	**3,400**	<100	**510**	<10	--	--	--	--	--	--	<100
SG-141	SG-141-15	08/10/2022	15.0	**530**	<100	<20	<100	<100	**5,300**	<100	**1,800**	<10	--	--	--	--	--	--	<100
SG-142	SG-142-5	11/02/2020	5.0	<8.0	<8.0	<8.0	<8.0	<8.0	<8.0	<8.0	<8.0	<8.0	--	<80	<80	<80	--	--	--
SG-142	SG-142-5	01/27/2021	5.0	<8.0	<8.0	<8.0	<8.0	<8.0	<8.0	<8.0	<8.0	<8.0	--	<80	<80	<80	--	--	--
SG-142	SG-142-5	09/29/2021	5.0	<8.0	<8.0	<8.0	<8.0	<8.0	<8.0	<8.0	<8.0	<8.0	--	<80	<80	<80	--	--	--
SG-142	SG-142-5	02/04/2022	5.0	<4.0	<4.0 UJ	<4.0	<4.0	<4.0	<4.0	<4.0	<4.0 UJ	<4.0	--	<40	<40	<40	--	--	--
SG-142	SG-142-5 REP	02/04/2022	5.0	<4.0	<4.0 UJ	<4.0	<4.0	<4.0	<4.0	<4.0	<4.0 UJ	<4.0	--	<40	<40	<40	--	--	--
SG-142	SG-142-5	10/18/2022	5.0	<100	<100	<20	<100	<100	<20	<100	<20	<10	--	--	--	--	--	--	<100
SG-142	SG-142-5 REP	10/18/2022	5.0	<100	<100	<20	<100	<100	<20	<100	<20	<10	--	--	--	--	--	--	<100
SG-142	SG-142-15	11/02/2020	15.0	<8.0	<8.0	<8.0	<8.0	<8.0	**55**	<8.0	**9.0**	<8.0	--	<80	<80	<80	--	--	--
SG-142	SG-142-15 REP	11/02/2020	15.0	<8.0	<8.0	<8.0	<8.0	<8.0	**50 J+**	<8.0	**7.0 J+**	<8.0	--	<80	<80	<80	--	--	--
SG-142	SG-142-15	01/27/2021	15.0	<8.0	<8.0	<8.0	<8.0	<8.0	**44**	<8.0	**8.0**	<8.0	--	<80	<80	<80	--	--	--
SG-142	SG-142-15	09/29/2021	15.0	<8.0	<8.0	<8.0	<8.0	<8.0	**49**	<8.0	**7.0 J**	<8.0	--	<80	<80	<80	--	--	--
SG-142	SG-142-15	02/04/2022	15.0	<4.0	<4.0 UJ	<4.0	<4.0	<4.0	**43**	<4.0	**7.0 J**	<4.0	--	<40	<40	<40	--	--	--
SG-142	SG-142-15	10/18/2022	15.0	<100	<100	<20	<100	<100	**45**	<100	<20	<10	--	--	--	--	--	--	<100
SG-143	SG-143-5	12/04/2020	5.0	**376**	<8.0	<8.0	**8.0 J**	<8.0	**167**	<8.0	**393**	<8.0	--	<80	<80	<80	--	--	--
SG-143	SG-143-5	01/20/2021	5.0	**323**	<8.0	<8.0	<8.0	<8.0	**57**	<8.0	**329**	<8.0	--	<80	<80	<80	--	--	--
SG-143	SG-143-5	09/23/2021	5.0	**299**	<8.0	<8.0	**4.0 J**	<8.0	**91 J**	<8.0	**452**	<8.0	--	<80	<80	<80	--	--	--
SG-143	SG-143-5	02/04/2022	5.0	**364**	<4.0	<4.0	<4.0	<4.0	**61**	<4.0	**371**	<4.0	--	<40	<40	<40	--	--	--
SG-143	SG-143-5 REP	02/04/2022	5.0	**325**	<4.0	<4.0	<4.0	<4.0	**58**	<4.0	**331**	<4.0	--	<40	<40	<40	--	--	--
SG-143	SG-143-5	08/12/2022	5.0	**340**	<100	<20	<100	<100	**85**	<100	**400**	<10	--	--	--	--	--	--	<100
SG-143	SG-143-15	12/04/2020	15.0	**1,050**	<8.0	<8.0	<8.0	<8.0	**138**	<8.0	**1,200**	<8.0	--	<80	<80	<80	--	--	--
SG-143	SG-143-15	01/20/2021	15.0	**802**	<8.0	<8.0	<8.0	<8.0	**140**	<8.0	**1,010**	<8.0	--	<80	<80	<80	--	--	--
SG-143	SG-143-15	09/23/2021	15.0	**754**	<8.0	<8.0	<8.0	<8.0	**138 J**	<8.0	**992**	<8.0	--	<80	<80	<80	--	--	--
SG-143	SG-143-15	02/04/2022	15.0	**854**	<4.0	<4.0	<4.0	<4.0	**125**	<4.0	**1,060**	<4.0	--	<40	<40	<40	--	--	--
SG-143	SG-143-15	08/12/2022	15.0	**780**	<100	<20	<100	<100	**130**	<100	**850**	<10	--	--	--	--	--	--	<100
SG-143	SG-143-15 REP	08/12/2022	15.0	**730**	<100	<20	<100	<100	**110**	<100	**790**	<10	--	--	--	--	--	--	<100
SG-144	SG-144-5	12/04/2020	5.0	**38**	<8.0	<8.0	<8.0	<8.0	**138**	<8.0	**137**	<8.0	--	<80	<80	<80	--	--	--
SG-144	SG-144-5	01/22/2021	5.0	**31**	<8.0	<8.0	<8.0	<8.0	**114**	<8.0	**115**	<8.0	--	<80	<80	<80	--	--	--
SG-144	SG-144-5	09/23/2021	5.0	**32**	<8.0	<8.0	<8.0	<8.0	**175 J**	<8.0	**154**	<8.0	--	<80	<80	<80	--	--	--
SG-144	SG-144-5 REP	09/23/2021	5.0	**29**	<8.0	<8.0	<8.0	<8.0	**176 J**	<8.0	**155**	<8.0	--	<80	<80	<80	--	--	--

TABLE A-4

HISTORICAL SOIL GAS SAMPLING RESULTS
Former Ford Aeronutronic Facility
Newport Beach, California

Sampling Location	Sample ID	Date Sampled [2]	Depth of Sample (feet bgs)	Volatile Organic Compounds [1] (µg/m³)									Leak Detection Compounds [1]						
				1,1-DCE	1,1-DCA	1,2-DCA	cis-1,2-DCE	trans-1,2-DCE	PCE	1,1,1-TCA	TCE	Vinyl Chloride	2-Propanol (µg/m³)	Heptane (µg/m³)	Hexane (µg/m³)	Pentane (µg/m³)	Helium (ppmv)	TFA (µg/m³)	DFA (µg/m³)
SG-144	SG-144-5 [5]	01/28/2022	5.0	**250**	<4.0	<4.0	<4.0	<4.0	**222**	<4.0	**608**	<4.0 UJ	--	<40	<40	<40	--	--	--
SG-144	SG-144-5	08/12/2022	5.0	<100	<100	<20	<100	<100	**180**	<100	**140**	<10	--	--	--	--	--	--	<100
SG-144	SG-144-15	12/04/2020	15.0	**354**	<8.0	<8.0	<8.0	<8.0	**250**	<8.0	**743**	<8.0	--	<80	<80	<80	--	--	--
SG-144	SG-144-15 REP	12/04/2020	15.0	**331**	<8.0	<8.0	<8.0	<8.0	**232**	<8.0	**710**	<8.0	--	<80	<80	<80	--	--	--
SG-144	SG-144-15	01/22/2021	15.0	**253**	<8.0	<8.0	<8.0	<8.0	**226**	<8.0	**555**	<8.0	--	<80	<80	<80	--	--	--
SG-144	SG-144-15	09/23/2021	15.0	**212**	<8.0	<8.0	<8.0	<8.0	**201 J**	<8.0	**525**	<8.0	--	<80	<80	<80	--	--	--
SG-144	SG-144-15 REP	09/23/2021	15.0	**231**	<8.0	<8.0	<8.0	<8.0	**220 J**	<8.0	**572**	<8.0	--	<80	<80	<80	--	--	--
SG-144	SG-144-15 [5]	01/28/2022	15.0	**33**	<4.0	<4.0	<4.0	<4.0	**110**	<4.0	**145**	<4.0 UJ	--	<40	<40	<40	--	--	--
SG-144	SG-144-15	08/12/2022	15.0	**170**	<100	<20	<100	<100	**160**	<100	**350**	<10	--	--	--	--	--	--	<100
SG-145	SG-145-5	03/09/2021	5.0	<8.0	<8.0	<8.0	<8.0	**5.0 J**	**31**	<8.0	**4.0 J**	<8.0	--	<80	<80	<80	--	--	--
SG-145	SG-145-5	09/28/2021	5.0	<8.0	<8.0	<8.0	<8.0	<8.0	**50 J**	<8.0	**4.0 J**	<8.0	--	<80	<80	<80	--	--	--
SG-145	SG-145-5	01/26/2022	5.0	<4.0	<4.0	<4.0	<4.0	<4.0	**25**	<4.0	<4.0	<4.0 UJ	--	<40	<40	<40	--	--	--
SG-145	SG-145-5	09/26/2022	5.0	<100	<100	<20	<100	<100	**44**	<100	<20	<10	--	--	--	--	--	--	<100
SG-145	SG-145-15	03/09/2021	15.0	**4.0 J+**	<8.0	<8.0	**7.0 J+**	**6.0 J**	**238**	<8.0	**131**	<8.0	--	<80	<80	<80	--	--	--
SG-145	SG-145-15 REP	03/09/2021	15.0	**6.0 J+**	<8.0	<8.0	**8.0 J+**	**6.0 J**	**264**	<8.0	**168**	<8.0	--	<80	<80	<80	--	--	--
SG-145	SG-145-15	09/28/2021	15.0	<8.0	<8.0	<8.0	<8.0	<8.0	**343 J**	<8.0	**262**	<8.0	--	<80	<80	<80	--	--	--
SG-145	SG-145-15	09/26/2022	15.0	<100	<100	<20	<100	<100	**210**	<100	**450**	<10	--	--	--	--	--	--	<100
SG-145	SG-145-15 REP	09/26/2022	15.0	<100	<100	<20	<100	<100	**170**	<100	**380**	<10	--	--	--	--	--	--	<100
SG-146	SG-146-5	03/09/2021	5.0	<8.0	<8.0	<8.0	<8.0	**6.0 J**	**5.0 J**	<8.0	**4.0 J**	<8.0	--	<80	<80	<80	--	--	--
SG-146	SG-146-5	07/23/2021	5.0	<8.0	<8.0	<8.0	<8.0	<8.0	<8.0 J+	<8.0	**6.0 J+**	<8.0	--	<80	<80	<80	--	--	--
SG-146	SG-146-5	09/28/2021	5.0	<8.0	<8.0	<8.0	<8.0	<8.0	<8.0 UJ	<8.0	<8.0	<8.0	--	<80	<80	<80	--	--	--
SG-146	SG-146-5	01/26/2022	5.0	<4.0	<4.0	<4.0	<4.0	<4.0	<4.0	<4.0	<4.0	<4.0 UJ	--	<40	<40	<40	--	--	--
SG-146	SG-146-5	09/26/2022	5.0	<100	<100	<20	<100	<100	<20	<100	<20	<10	--	--	--	--	--	--	<100
SG-146	SG-146-15	03/09/2021	15.0	**4.0 J+**	<8.0	<8.0	<8.0	**6.0 J**	**15**	<8.0	**9.0**	<8.0	--	<80	<80	<80	--	--	--
SG-146	SG-146-15	07/23/2021	15.0	<8.0	<8.0	<8.0	<8.0	<8.0	**24 J+**	<8.0	**33 J+**	<8.0	--	<80	<80	<80	--	--	--
SG-146	SG-146-15	09/28/2021	15.0	<8.0	<8.0	<8.0	<8.0	<8.0	**23 J**	<8.0	**10**	<8.0	--	<80	<80	<80	--	--	--
SG-146	SG-146-15	01/26/2022	15.0	<4.0	<4.0	<4.0	<4.0	<4.0	**14**	<4.0	**4.0**	<4.0 UJ	--	<40	<40	<40	--	--	--
SG-146	SG-146-15 REP	01/26/2022	15.0	<4.0	<4.0	<4.0	<4.0	<4.0	**16**	<4.0	**4.0**	<4.0 UJ	--	<40	<40	<40	--	--	--
SG-146	SG-146-15	09/26/2022	15.0	<100	<100	<20	<100	<100	<20	<100	<20	<10	--	--	--	--	--	--	<100
SG-147	SG-147-5	03/09/2021	5.0	**4.0 R**	<8.0 R	<8.0 R	<8.0 R	**5.0 R**	**4.0 R**	<8.0 R	**4.0 R**	<8.0 R	--	**1,700**	**1,720**	**1,490**	**--**	**--**	--
SG-147	SG-147-5	09/29/2021	5.0	<8.0	<8.0	<8.0	<8.0	<8.0	<8.0 UJ	<8.0	<8.0	<8.0	--	<80	<80	<80	--	--	--
SG-147	SG-147-5	01/26/2022	5.0	<4.0	<4.0	<4.0	<4.0	<4.0	<4.0	<4.0	<4.0	<4.0 UJ	--	<40	<40	<40	--	--	--
SG-147	SG-147-5	09/27/2022	5.0	<100	<100	<20	<100	<100	<20	<100	<20	<10	--	--	--	--	--	--	<100
SG-147	SG-147-15	03/09/2021	15.0	**6.0 J+**	<8.0	<8.0	<8.0	**5.0 J**	**4.0 J**	<8.0	**4.0 J**	**2.0 J**	--	<80	<80	<80	--	--	--
SG-147	SG-147-15	09/29/2021	15.0	<8.0	<8.0	<8.0	<8.0	<8.0	<8.0 UJ	<8.0	<8.0	<8.0	--	<80	<80	<80	--	--	--
SG-147	SG-147-15	01/26/2022	15.0	<4.0	<4.0	<4.0	<4.0	<4.0	<4.0	<4.0	<4.0	<4.0 UJ	--	<40	<40	<40	--	--	--
SG-147	SG-147-15	09/27/2022	15.0	<100	<100	<20	<100	<100	<20	<100	<20	<10	--	--	--	--	--	--	<100
SG-148	SG-148-11	03/09/2021	11.0	**286 J+**	**17**	<8.0	**537 J+**	**164**	**564**	<8.0	**11,600**	**19**	--	<80	<80	<80	--	--	--
SG-148	SG-148-11	09/29/2021	11.0	**212**	**11**	**12**	**518**	**119**	**746 J**	<8.0	**14,600**	<8.0	--	<80	<80	<80	--	--	--
SG-148	SG-148-11	01/26/2022	11.0	**242**	**14**	**17**	**422**	**133**	**686**	<4.0	**13,300**	**13 J**	--	<40	<40	<40	--	--	--
SG-148	SG-148-11	09/27/2022	11.0	**230**	<100	<20	**300**	**150**	**770**	<100	**12,000**	<10	--	--	--	--	--	--	<100
SG-149	SG-149-5	03/09/2021	5.0	**5.0 J+**	<8.0	<8.0	<8.0	**6.0 J**	**47**	<8.0	**790**	<8.0	--	<80	<80	<80	--	--	--
SG-149	SG-149-5	09/29/2021	5.0	<8.0	<8.0	<8.0	<8.0	<8.0	**69 J**	<8.0	**943**	<8.0	--	<80	<80	<80	--	--	--
SG-149	SG-149-5	01/26/2022	5.0	<4.0	<4.0	<4.0	<4.0	<4.0	**53**	<4.0	**875**	<4.0 UJ	--	<40	<40	<40	--	--	--
SG-149	SG-149-5	09/27/2022	5.0	<100	<100	<20	<100	<100	**110**	<100	**1,000**	<10	--	--	--	--	--	--	<100
SG-149	SG-149-5 REP	09/27/2022	5.0	<100	<100	<20	<100	<100	**92**	<100	**890**	<10	--	--	--	--	--	--	<100
SG-150	SG-150-5	04/10/2021	5.0	<8.0	<8.0	<8.0	<8.0	<8.0	<8.0	<8.0	<8.0	<8.0	--	<80	<80	<80	--	--	--
SG-150	SG-150-5	09/29/2021	5.0	<8.0	<8.0	<8.0	<8.0	<8.0	<8.0 UJ	<8.0	<8.0	<8.0	--	<80	<80	<80	--	--	--
SG-150	SG-150-5	01/27/2022	5.0	<4.0	<4.0	<4.0	<4.0	<4.0	<4.0	<4.0	**9.0**	<4.0 UJ	--	<40	<40	<40	--	--	--
SG-150	SG-150-5	09/27/2022	5.0	<100	<100	<20	<100	<100	<20	<100	<20	<10	--	--	--	--	--	--	<100

TABLE A-4

HISTORICAL SOIL GAS SAMPLING RESULTS
Former Ford Aeronutronic Facility
Newport Beach, California

Sampling Location	Sample ID	Date Sampled [2]	Depth of Sample (feet bgs)	Volatile Organic Compounds [1] (µg/m³)									Leak Detection Compounds [1]						
				1,1-DCE	1,1-DCA	1,2-DCA	cis-1,2-DCE	trans-1,2-DCE	PCE	1,1,1-TCA	TCE	Vinyl Chloride	2-Propanol (µg/m³)	Heptane (µg/m³)	Hexane (µg/m³)	Pentane (µg/m³)	Helium (ppmv)	TFA (µg/m³)	DFA (µg/m³)
SG-150	SG-150-14.5	04/10/2021	14.5	<8.0	<8.0	<8.0	<8.0	<8.0	<8.0	<8.0	<8.0	<8.0	--	<80	<80	<80	--	--	--
SG-150	SG-150-14.5	09/29/2021	14.5	<8.0	<8.0	<8.0	<8.0	<8.0	<8.0 UJ	<8.0	<8.0	<8.0	--	<80	<80	<80	--	--	--
SG-150	SG-150-14.5	01/27/2022	14.5	<4.0	<4.0	<4.0	<4.0	<4.0	<4.0	<4.0	<4.0	<4.0 UJ	--	<40	<40	<40	--	--	--
SG-150	SG-150-14.5 REP	01/27/2022	14.5	<4.0	<4.0	<4.0	<4.0	<4.0	<4.0	<4.0	<4.0	<4.0 UJ	--	<40	<40	<40	--	--	--
SG-150	SG-150-14.5	09/27/2022	14.5	<100	<100	<20	<100	<100	<20	<100	<20	<10	--	--	--	--	--	--	<100
SG-151	SG-151-12.5	04/10/2021	12.5	**22**	<8.0	<8.0	**5.0 J**	<8.0	<8.0	<8.0	**43**	<8.0	--	<80	<80	<80	--	--	--
SG-151	SG-151-12.5	09/29/2021	12.5	**28**	<8.0	<8.0	**6.0 J**	<8.0	**24 J**	<8.0	**238**	**14**	--	<80	<80	<80	--	--	--
SG-151	SG-151-12.5	01/27/2022	12.5	**27**	<4.0	<4.0	**5.0**	<4.0	**6.0**	<4.0	**50**	**17 J**	--	<40	<40	<40	--	--	--
SG-151	SG-151-12.5	09/27/2022	12.5	<100	<100	<20	<100	<100	<20	<100	**49**	<10	--	--	--	--	--	--	<100
SG-152	SG-152-12.5	04/10/2021	12.5	**12**	<8.0	<8.0	**22**	<8.0	<8.0	<8.0	**44**	**14**	--	<80	<80	<80	--	--	--
SG-152	SG-152-12.5	09/29/2021	12.5	**13**	<8.0	<8.0	**36**	**5.0 J**	<8.0 UJ	<8.0	**124**	**20**	--	<80	<80	<80	--	--	--
SG-152	SG-152-12.5	01/27/2022	12.5	**9.0**	<4.0	<4.0	**25**	**4.0**	<4.0	<4.0	**42**	**21 J**	--	<40	<40	<40	--	--	--
SG-152	SG-152-12.5 REP	01/27/2022	12.5	**11**	<4.0	<4.0	**27**	**4.0**	<4.0	<4.0	**46**	**23 J**	--	<40	<40	<40	--	--	--
SG-152	SG-152-12.5	09/27/2022	12.5	<100 UJ	<100 UJ	<20 UJ	<100 UJ	<100 UJ	<20 UJ	<100 UJ	**56 J-**	**31 J-**	--	--	--	--	--	--	<100
SG-153	SG-153-5	04/10/2021	5.0	<8.0	<8.0	<8.0	<8.0	<8.0	<8.0	<8.0	<8.0	<8.0	--	<80	<80	<80	--	--	--
SG-153	SG-153-5	09/29/2021	5.0	<8.0	<8.0	<8.0	<8.0	<8.0	<8.0 UJ	<8.0	<8.0	<8.0	--	<80	<80	<80	--	--	--
SG-153	SG-153-5	09/28/2022	5.0	<100	<100	<20	<100	<100	<20	<100	<20	<10	--	--	--	--	--	--	<100
SG-153	SG-153-11.5	04/10/2021	11.5	<8.0	<8.0	<8.0	**4.0 J**	<8.0	<8.0	<8.0	<8.0	<8.0	--	<80	<80	<80	--	--	--
SG-153	SG-153-11.5 REP	04/10/2021	11.5	<8.0	<8.0	<8.0	**3.0 J**	<8.0	<8.0	<8.0	<8.0	<8.0	--	<80	<80	<80	--	--	--
SG-153	SG-153-11.5	09/29/2021	11.5	<8.0	<8.0	<8.0	<8.0	<8.0	<8.0 UJ	<8.0	<8.0	<8.0	--	<80	<80	<80	--	--	--
SG-153	SG-153-11.5 REP	09/29/2021	11.5	<8.0	<8.0	<8.0	<8.0	<8.0	<8.0 UJ	<8.0	<8.0	<8.0	--	<80	<80	<80	--	--	--
SG-153	SG-153-11.5	01/27/2022	11.5	<4.0	<4.0	<4.0	<4.0	<4.0	<4.0	<4.0	<4.0	<4.0 UJ	--	<40	<40	<40	--	--	--
SG-153	SG-153-11.5	09/28/2022	11.5	<100	<100	<20	<100	<100	<20	<100	<20	<10	--	--	--	--	--	--	<100
SG-154	SG-154-5 [5]	06/08/2021	5.0	**16**	<8.0	<8.0	**22**	<8.0	**169**	<8.0	**1,530**	<8.0	--	<80	<80	<80	--	--	--
SG-154	SG-154-5	09/29/2021	5.0	<8.0	<8.0	<8.0	<8.0	<8.0	**110 J**	<8.0	**287**	<8.0	--	<80	<80	<80	--	--	--
SG-154	SG-154-5	01/25/2022	5.0	<4.0	<4.0	<4.0	<4.0	<4.0	**41 J**	<4.0	**147 J**	<4.0 UJ	--	<40	<40	<40	--	--	--
SG-154	SG-154-5 REP	01/25/2022	5.0	<4.0	<4.0	<4.0	<4.0	<4.0	**27 J**	<4.0	**90 J**	<4.0 UJ	--	<40	<40	<40	--	--	--
SG-154	SG-154-5	08/08/2022	5.0	<100	<100	<20	<100	<100	**190**	<100	**450**	<10	--	--	--	--	--	--	<100
SG-154	SG-154-9.5 [5]	06/08/2021	9.5	<8.0	<8.0	<8.0	<8.0	<8.0	**73**	<8.0	**293**	<8.0	--	<80	<80	<80	--	--	--
SG-154	SG-154-9.5 REP [5]	06/08/2021	9.5	<8.0	<8.0	<8.0	<8.0	<8.0	**77**	<8.0	**301**	<8.0	--	<80	<80	<80	--	--	--
SG-154	SG-154-9.5	09/29/2021	9.5	**10**	<8.0	<8.0	**22**	<8.0	**150 J**	<8.0	**1,350**	<8.0	--	<80	<80	<80	--	--	--
SG-154	SG-154-9.5 REP	09/29/2021	9.5	**9.0**	<8.0	<8.0	**20**	<8.0	**150 J**	<8.0	**1,310**	<8.0	--	<80	<80	<80	--	--	--
SG-154	SG-154-9.5	08/08/2022	9.5	<100	<100	<20	<100	<100	**220**	<100	**1,300**	<10	--	--	--	--	--	--	<100
SG-155	SG-155-5	06/08/2021	5.0	<8.0	<8.0	<8.0	<8.0	<8.0	**6.0 J**	<8.0	<8.0	<8.0	--	<80	<80	<80	--	--	--
SG-155	SG-155-5	09/29/2021	5.0	<8.0	<8.0	<8.0	<8.0	<8.0	**8.0 J**	<8.0	**5.0 J**	<8.0	--	<80	<80	<80	--	--	--
SG-155	SG-155-5	01/27/2022	5.0	<4.0	<4.0	<4.0	<4.0	<4.0	<4.0	<4.0	**8.0**	<4.0 UJ	--	<40	<40	<40	--	--	--
SG-155	SG-155-5	09/28/2022	5.0	<100	<100	<20	<100	<100	<20	<100	<20	<10	--	--	--	--	--	--	<100
SG-155	SG-155-9.5	06/08/2021	9.5	<8.0	<8.0	<8.0	<8.0	<8.0	**18**	<8.0	**7.0 J**	<8.0	--	<80	<80	<80	--	--	--
SG-155	SG-155-9.5	09/29/2021	9.5	<8.0	<8.0	<8.0	<8.0	<8.0	**24 J**	<8.0	**6.0 J**	<8.0	--	<80	<80	<80	--	--	--
SG-155	SG-155-9.5	01/27/2022	9.5	<4.0	<4.0	<4.0	<4.0	<4.0	**15**	<4.0	**6.0**	<4.0 UJ	--	<40	<40	<40	--	--	--
SG-155	SG-155-9.5	09/28/2022	9.5	<100	<100	<20	<100	<100	**20**	<100	<20	<10	--	--	--	--	--	--	<100
SG-156	SG-156-5	06/08/2021	5.0	<8.0	<8.0	<8.0	<8.0	<8.0	**4.0 J**	<8.0	<8.0	<8.0	--	<80	<80	<80	--	--	--
SG-156	SG-156-5	09/29/2022	5.0	<100	<100	<20	<100	<100	<20	<100	<20	<10	--	--	--	--	--	--	<100
SG-156	SG-156-15	06/08/2021	15.0	<8.0	<8.0	<8.0	<8.0	<8.0	**7.0 J**	<8.0	**3.0 J**	<8.0	--	<80	<80	<80	--	--	--
SG-156	SG-156-15	09/29/2021	15.0	<8.0	<8.0	<8.0	<8.0	<8.0	**9.0 J**	<8.0	<8.0	<8.0	--	<80	<80	<80	--	--	--
SG-156	SG-156-15	01/27/2022	15.0	<4.0	<4.0	<4.0	<4.0	<4.0	**9.0**	<4.0	**12**	<4.0 UJ	--	<40	<40	<40	--	--	--
SG-156	SG-156-15	09/29/2022	15.0	<100	<100	<20	<100	<100	<20	<100	<20	<10	--	--	--	--	--	--	<100
SG-157	SG-157-5	07/22/2021	5.0	<8.0	<8.0	<8.0	<8.0	<8.0	**34 J+**	<8.0	**98**	<8.0	--	<80	<80	<80	--	--	--
SG-157	SG-157-5	09/29/2021	5.0	<8.0	<8.0	<8.0	<8.0	<8.0	**37**	<8.0	**171**	<8.0	--	<80	<80	<80	--	--	--
SG-157	SG-157-5	01/27/2022	5.0	<4.0	<4.0	<4.0	<4.0	<4.0	**39**	<4.0	**347**	<4.0 UJ	--	<40	<40	<40	--	--	--

TABLE A-4

HISTORICAL SOIL GAS SAMPLING RESULTS
Former Ford Aeronutronic Facility
Newport Beach, California

Sampling Location	Sample ID	Date Sampled [2]	Depth of Sample (feet bgs)	Volatile Organic Compounds [1] (µg/m³)									Leak Detection Compounds [1]						
				1,1-DCE	1,1-DCA	1,2-DCA	cis-1,2-DCE	trans-1,2-DCE	PCE	1,1,1-TCA	TCE	Vinyl Chloride	2-Propanol (µg/m³)	Heptane (µg/m³)	Hexane (µg/m³)	Pentane (µg/m³)	Helium (ppmv)	TFA (µg/m³)	DFA (µg/m³)
SG-157	SG-157-10.5	07/22/2021	10.5	<8.0	<8.0	<8.0	<8.0	<8.0	**70 J+**	<8.0	**882**	<8.0	--	<80	<80	<80	--	--	--
SG-157	SG-157-10.5	09/29/2021	10.5	<8.0	<8.0	<8.0	**4.0 J**	<8.0	**114**	<8.0	**1,360**	<8.0	--	<80	<80	<80	--	--	--
SG-157	SG-157-10.5	01/27/2022	10.5	<4.0	<4.0	<4.0	<4.0	<4.0	**75**	<4.0	**1,110**	<4.0 UJ	--	<40	<40	<40	--	--	--
SG-158	SG-158-5.5	07/22/2021	5.5	**45 R**	<8.0 R	<8.0 R	**175 R**	**7.0 R**	**4.0 R**	<8.0 R	**105 R**	<8.0 R	--	**248**	**1,000**	**9,310**	**--**	**--**	--
SG-158	SG-158-5.5	08/18/2021	5.5	**60**	<8.0	<8.0	**238 J+**	<8.0	<8.0	<8.0	**102**	<8.0	--	<80	<80	<80	--	--	--
SG-158	SG-158-5.5 REP	08/18/2021	5.5	**56**	<8.0	<8.0	**234 J+**	<8.0	<8.0	<8.0	**104**	<8.0	--	<80	<80	<80	--	--	--
SG-158	SG-158-5.5	09/29/2021	5.5	**41**	<8.0	<8.0	**165**	**8.0 J**	**9.0**	<8.0	**158**	**39**	--	<80	<80	<80	--	--	--
SG-158	SG-158-5.5	01/31/2022	5.5	**8.0**	<4.0	<4.0	**18**	<4.0	<4.0	<4.0	**9.0 J**	<4.0 UJ	--	<40	<40	<40	--	--	--
SG-158	SG-158-5.5	09/28/2022	5.5	<100	<100	<20	<100	<100	<20	<100	**48**	**23 J**	--	--	--	--	--	--	<100
SG-158	SG-158-10.5	01/31/2022	10.5	**51**	<4.0	<4.0	**47**	**5.0**	**17**	<4.0	**461 J**	<4.0 UJ	--	<40	<40	<40	--	--	--
SG-159	SG-159-5	07/22/2021	5.0	<8.0	<8.0	<8.0	<8.0	<8.0	<8.0	<8.0	<8.0	<8.0	--	<80	<80	<80	--	--	--
SG-159	SG-159-5	09/28/2021	5.0	<8.0	<8.0	<8.0	<8.0	<8.0	<8.0 UJ	<8.0	<8.0	<8.0	--	<80	<80	<80	--	--	--
SG-159	SG-159-5	01/31/2022	5.0	<4.0	<4.0	<4.0	<4.0	<4.0	<4.0	<4.0	<4.0 UJ	<4.0 UJ	--	<40	<40	<40	--	--	--
SG-159	SG-159-5 REP	01/31/2022	5.0	<4.0	<4.0	<4.0	<4.0	<4.0	<4.0	<4.0	<4.0 UJ	<4.0 UJ	--	<40	<40	<40	--	--	--
SG-159	SG-159-5	08/31/2022	5.0	<100 UJ	<100 UJ	<20 UJ	<100 UJ	<100 UJ	<20 UJ	<100 UJ	<20 UJ	<10 UJ	--	--	--	--	--	--	<100
SG-159	SG-159-15	07/22/2021	15.0	<8.0	<8.0	<8.0	<8.0	<8.0	**5.0 J+**	<8.0	<8.0	<8.0	--	<80	<80	<80	--	--	--
SG-159	SG-159-15 REP	07/22/2021	15.0	<8.0	<8.0	<8.0	<8.0	<8.0	**<8.0**	<8.0	<8.0	<8.0	--	<80	<80	<80	--	--	--
SG-159	SG-159-15	09/28/2021	15.0	<8.0	<8.0	<8.0	<8.0	<8.0	<8.0 UJ	<8.0	<8.0	<8.0	--	<80	<80	<80	--	--	--
SG-159	SG-159-15	01/31/2022	15.0	<4.0	<4.0	<4.0	<4.0	<4.0	<4.0	<4.0	<4.0 UJ	<4.0 UJ	--	<40	<40	<40	--	--	--
SG-159	SG-159-15	08/31/2022	15.0	<100 UJ	<100 UJ	<20 UJ	<100 UJ	<100 UJ	<20 UJ	<100 UJ	<20 UJ	<10 UJ	--	--	--	--	--	--	<100
SG-160	SG-160-22.5	07/23/2021	22.5	<8.0	<8.0	<8.0	**7.0 J**	**43**	**272 J+**	<8.0	**2,830 J+**	<8.0	--	<80	<80	<80	--	--	--
SG-160	SG-160-22.5	09/29/2021	22.5	<8.0	**2.0 J**	<8.0	**6.0 J**	**44**	**292**	<8.0	**3,000**	<8.0	--	<80	<80	<80	--	--	--
SG-160	SG-160-22.5	01/27/2022	22.5	<4.0	<4.0	<4.0	**10**	**40**	**255**	<4.0	**2,620**	<4.0 UJ	--	<40	<40	<40	--	--	--
SG-160	SG-160-22.5	09/26/2022	22.5	<100	<100	<20	<100	<100	**290**	<100	**2,900**	<10	--	--	--	--	--	--	<100
SG-162	SG-162-4.5	07/22/2021	4.5	<8.0	<8.0	<8.0	<8.0	<8.0	**48 J+**	<8.0	<8.0	<8.0	--	<80	<80	<80	--	--	--
SG-162	SG-162-4.5	09/29/2021	4.5	<8.0	<8.0	<8.0	<8.0	<8.0	**40 J**	<8.0	<8.0	<8.0	--	<80	<80	<80	--	--	--
SG-162	SG-162-4.5	01/31/2022	4.5	<4.0	<4.0	<4.0	<4.0	<4.0	**14**	<4.0	<4.0 UJ	<4.0	--	<40	<40	<40	--	--	--
SG-162	SG-162-4.5	09/27/2022	4.5	<100	<100	<20	<100	<100	**24**	<100	<20	<10	--	--	--	--	--	--	<100
SG-163	SG-163-4.5	07/22/2021	4.5	<8.0	<8.0	<8.0	<8.0	<8.0	<8.0	<8.0	<8.0	<8.0	--	<80	<80	<80	--	--	--
SG-163	SG-163-4.5 REP	07/22/2021	4.5	<8.0	<8.0	<8.0	<8.0	<8.0	<8.0	<8.0	<8.0	<8.0	--	<80	<80	<80	--	--	--
SG-163	SG-163-4.5	09/29/2021	4.5	**11**	**3.0 J**	<8.0	**17**	<8.0	<8.0	<8.0	**13**	**17**	--	<80	<80	<80	--	--	--
SG-163	SG-163-4.5	09/28/2022	4.5	<100	<100	<20	<100	<100	<20	<100	<20	<10	--	--	--	--	--	--	<100
SG-163	SG-163-12	07/22/2021	12.0	**37**	<8.0	<8.0	**190**	**10**	**23 J+**	<8.0	**51**	**52**	--	<80	<80	<80	--	--	--
SG-163	SG-163-12	09/29/2021	12.0	**56**	**4.0 J**	<8.0	**214**	**14**	<8.0	<8.0	**69**	**60**	--	<80	<80	<80	--	--	--
SG-163	SG-163-12	01/27/2022	12.0	**39**	<4.0	<4.0	**169**	**11**	<4.0	<4.0	**52**	<4.0 UJ	--	<40	<40	<40	--	--	--
SG-163	SG-163-12	09/28/2022	12.0	<100	<100	<20	**190**	<100	<20	<100	**34**	**36 J**	--	--	--	--	--	--	<100
SG-169	SG-169-5	02/01/2022	5.0	<4.0	<4.0	<4.0	<4.0	<4.0	**16 J**	<4.0	**6.0 J**	<4.0	--	<40	<40	<40	--	--	--
SG-169	SG-169-5	10/10/2022	5.0	<100	<100	<20	<100	<100	<20	<100	<20	<10	--	--	--	--	--	--	<100
SG-169	SG-169-15	02/01/2022	15.0	<4.0	<4.0	<4.0	<4.0	<4.0	**23 J**	<4.0	**12 J**	<4.0	--	<40	<40	<40	--	--	--
SG-169	SG-169-15	10/10/2022	15.0	<100	<100	<20	<100	<100	<20	<100	<20	<10	--	--	--	--	--	--	<100
SG-169	SG-169-15 REP	10/10/2022	15.0	<100	<100	<20	<100	<100	<20	<100	<20	<10	--	--	--	--	--	--	<100
SG-170	SG-170-5	02/01/2022	5.0	<4.0	<4.0	<4.0	<4.0	<4.0	**344 J**	<4.0	**246 J**	<4.0	--	<40	<40	<40	--	--	--
SG-170	SG-170-5	10/10/2022	5.0	<100	<100	<20	<100	<100	**580**	<100	**310**	<10	--	--	--	--	--	--	<100
SG-170	SG-170-15	02/01/2022	15.0	**7.0**	<4.0	<4.0	<4.0	<4.0	**588 J**	<4.0	**1,070 J**	<4.0	--	<40	<40	<40	--	--	--
SG-170	SG-170-15	10/10/2022	15.0	<100	<100	<20	<100	<100	**830**	<100	**1,500**	<10	--	--	--	--	--	--	<100
SG-170	SG-170-15 REP	10/10/2022	15.0	<100	<100	<20	<100	<100	**770**	<100	**1,300**	<10	--	--	--	--	--	--	<100
SG-172	SG-172-5	02/01/2022	5.0	**6.0**	<4.0	<4.0	<4.0	<4.0	**113 J**	<4.0	**2,500 J**	<4.0	--	<40	<40	<40	--	--	--
SG-172	SG-172-5	10/07/2022	5.0	<100	<100	<20	<100	<100	**160**	<100	**3,300**	<10	--	--	--	--	--	--	<100
SG-172	SG-172-15	02/01/2022	15.0	**29**	<4.0	**7.0**	<4.0	<4.0	**189 J**	<4.0	**4,940 J**	<4.0	--	<40	<40	<40	--	--	--
SG-172	SG-172-15	10/07/2022	15.0	<100	<100	<20	<100	<100	**190**	<100	**5,300**	<10	--	--	--	--	--	--	<100

TABLE A-4

HISTORICAL SOIL GAS SAMPLING RESULTS
Former Ford Aeronutronic Facility
Newport Beach, California

Sampling Location	Sample ID	Date Sampled [2]	Depth of Sample (feet bgs)	Volatile Organic Compounds [1] (µg/m³)									Leak Detection Compounds [1]						
				1,1-DCE	1,1-DCA	1,2-DCA	cis-1,2-DCE	trans-1,2-DCE	PCE	1,1,1-TCA	TCE	Vinyl Chloride	2-Propanol (µg/m³)	Heptane (µg/m³)	Hexane (µg/m³)	Pentane (µg/m³)	Helium (ppmv)	TFA (µg/m³)	DFA (µg/m³)
SG-172	SG-172-15 REP	10/07/2022	15.0	<100	<100	<20	<100	<100	**170**	<100	**5,200**	<10	--	--	--	--	--	--	<100
SG-173	SG-173-5	02/01/2022	5.0	<4.0	<4.0	<4.0	<4.0	<4.0	**77 J**	<4.0	**386 J**	<4.0	--	<40	<40	<40	--	--	--
SG-173	SG-173-5 [5]	09/30/2022	5.0	<100	<100	<20	<100	<100	<20	<100	**20**	<10	--	--	--	--	--	--	<100
SG-173	SG-173-5	12/21/2022	5.0	<100	<100	<20	<100	<100 UJ	**60**	<100	**250**	<10	--	--	--	--	--	--	<100
SG-173	SG-173-15	02/01/2022	15.0	**8.0**	<4.0	<4.0	<4.0	<4.0	**168 J**	<4.0	**1,600 J**	<4.0	--	<40	<40	<40	--	--	--
SG-173	SG-173-15 [5]	09/30/2022	15.0	<100	<100	<20	<100	<100	<20	<100	**24**	<10	--	--	--	--	--	--	<100
SG-173	SG-173-15	12/21/2022	15.0	<100	<100	<20	<100	<100 UJ	**120**	<100	**1200**	<10	--	--	--	--	--	--	<100
SG-174	SG-174-5	02/01/2022	5.0	<4.0	<4.0	<4.0	<4.0	<4.0	**16 J**	<4.0	**5.0 J**	<4.0	--	<40	<40	<40	--	--	--
SG-174	SG-174-5 [5]	09/30/2022	5.0	<100	<100	<20	<100	<100	**53**	<100	**170**	<10	--	--	--	--	--	--	<100
SG-174	SG-174-5	12/21/2022	5.0	<100	<100	<20	<100	<100 UJ	<20	<100	<20	<10	--	--	--	--	--	--	<100
SG-174	SG-174-15	02/01/2022	15.0	<4.0	<4.0	<4.0	<4.0	<4.0	**16 J**	<4.0	**7.0 J**	<4.0	--	<40	<40	<40	--	--	--
SG-174	SG-174-15 [5]	09/30/2022	15.0	<100	<100	<20	<100	<100	**110**	<100	**1,000**	<10	--	--	--	--	--	--	<100
SG-174	SG-174-15	12/21/2022	15.0	<100	<100	<20	<100	<100 UJ	<20	<100	<20	<10	--	--	--	--	--	--	<100
SG-175	SG-175-5	03/22/2022	5.0	<4.0	<4.0	<4.0	<4.0 UJ	<4.0	**11 J**	<4.0	<4.0	<4.0 UJ	--	<40	<40	<40	--	--	--
SG-175	SG-175-5	10/18/2022	5.0	<100	<100	<20	<100	<100	<20	<100	<20	<10	--	--	--	--	--	--	<100
SG-175	SG-175-15	03/22/2022	15.0	<4.0	<4.0	<4.0	<4.0 UJ	<4.0	**5.0 J**	<4.0	<4.0	<4.0 UJ	--	<40	<40	<40	--	--	--
SG-175	SG-175-15	10/18/2022	15.0	<100	<100	<20	<100	<100	<20	<100	<20	<10	--	--	--	--	--	--	<100
SG-176	SG-176-5	03/22/2022	5.0	<4.0	<4.0	<4.0	<4.0 UJ	<4.0	<4.0 UJ	<4.0	<4.0	<4.0 UJ	--	<40	<40	<40	--	--	--
SG-176	SG-176-5	10/17/2022	5.0	<100	<100	<20	<100	<100	<20	<100	<20	<10	--	--	--	--	--	--	<100
SG-176	SG-176-15	10/17/2022	15.0	<100	<100	<20	<100	<100	<20	<100	<20	<10	--	--	--	--	--	--	<100
SG-177	SG-177-5	03/22/2022	5.0	<4.0	<4.0	<4.0	<4.0 UJ	<4.0	**6.0 J**	<4.0	<4.0	<4.0 UJ	--	<40	<40	<40	--	--	--
SG-177	SG-177-5	10/17/2022	5.0	<100 UJ	<100 UJ	<20 UJ	<100 UJ	<100 UJ	<20 UJ	<100 UJ	<20 UJ	<10 UJ	--	--	--	--	--	--	<100
SG-177	SG-177-15	03/22/2022	15.0	<4.0	<4.0	<4.0	<4.0 UJ	<4.0	**15 J**	<4.0	**7.0**	<4.0 UJ	--	<40	<40	<40	--	--	--
SG-177	SG-177-15 REP	03/22/2022	15.0	<4.0	<4.0	<4.0	<4.0 UJ	<4.0	**15 J**	<4.0	**6.0**	<4.0 UJ	--	<40	<40	<40	--	--	--
SG-177	SG-177-15	10/17/2022	15.0	<100	<100	<20	<100	<100	<20	<100	<20	<10	--	--	--	--	--	--	<100
SG-178	SG-178-5	03/22/2022	5.0	<4.0	<4.0	<4.0	<4.0 UJ	<4.0	<4.0 UJ	<4.0	<4.0	<4.0 UJ	--	<40	<40	<40	--	--	--
SG-179	SG-179-5	05/17/2022	5.0	<4.0	<4.0	<4.0	<4.0	<4.0	**32**	<4.0	**33**	<4.0	--	<40	<40	<40	--	--	--
SG-179	SG-179-11	05/17/2022	11.0	<4.0	<4.0	<4.0	<4.0	<4.0	**39**	<4.0	**35**	<4.0	--	<40	<40	<40	--	--	--
SG-179	SG-179-11	09/29/2022	11.0	<100	<100	<20	<100	<100	**45**	<100	**30**	<10	--	--	--	--	--	--	<100
SG-179	SG-179-11 REP	09/29/2022	11.0	<100	<100	<20	<100	<100	**46**	<100	**42**	<10	--	--	--	--	--	--	<100
SG-181	SG-181-5	05/17/2022	5.0	<4.0	<4.0	<4.0	<4.0	<4.0	<4.0	<4.0	<4.0	<4.0	--	<40	<40	<40	--	--	--
SG-181	SG-181-5 REP	05/17/2022	5.0	<4.0	<4.0	<4.0	<4.0	<4.0	<4.0	<4.0	<4.0	<4.0	--	<40	<40	<40	--	--	--
SG-181	SG-181-5	09/28/2022	5.0	<100	<100	<20	<100	<100	<20	<100	<20	<10	--	--	--	--	--	--	<100
SG-181	SG-181-5 REP	09/28/2022	5.0	<100	<100	<20	<100	<100	<20	<100	<20	<10	--	--	--	--	--	--	<100
SG-183	SG-183-5	09/01/2022	5.0	<100 UJ	<100 UJ	<20 UJ	<100 UJ	<100 UJ	**42 J-**	<100 UJ	**130 J-**	<10 UJ	--	--	--	--	--	--	<100
SG-183	SG-183-15	09/01/2022	15.0	<100 UJ	<100 UJ	<20 UJ	<100 UJ	<100 UJ	**57 J-**	<100 UJ	**250 J-**	<10 UJ	--	--	--	--	--	--	<100
SG-184	SG-184-5	09/01/2022	5.0	<100 UJ	<100 UJ	<20 UJ	<100 UJ	<100 UJ	<20 UJ	<100 UJ	**110 J-**	<10 UJ	--	--	--	--	--	--	<100
SG-184	SG-184-15	09/01/2022	15.0	<100 UJ	<100 UJ	<20 UJ	<100 UJ	<100 UJ	**23 J-**	<100 UJ	**580 J-**	<10 UJ	--	--	--	--	--	--	<100
SG-185	SG-185-5	09/02/2022	5.0	<100	<100	<20	<100	<100	<20	<100	**38**	<10	--	--	--	--	--	--	<100
SG-185	SG-185-15	09/01/2022	15.0	<100	<100	<20	<100	<100	**67**	<100	**3,800**	<10	--	--	--	--	--	--	<100
SG-186	SG-186-5	09/02/2022	5.0	<100	<100	<20	<100	<100	**30**	<100	**760**	<10	--	--	--	--	--	--	<100
SG-186	SG-186-15	09/02/2022	15.0	<100	<100	<20	<100	<100	**46**	<100	**1,500**	<10	--	--	--	--	--	--	<100
SG-187	SG-187-5	09/02/2022	5.0	<100	<100	<20	<100	<100	**29**	<100	**410**	<10	--	--	--	--	--	--	<100
SG-187	SG-187-15	09/02/2022	15.0	<100	<100	<20	<100	<100	**38**	<100	**910**	<10	--	--	--	--	--	--	<100
SG-188	SG-188-5	09/02/2022	5.0	<100	<100	<20	<100	<100	<20	<100	<20	<10	--	--	--	--	--	--	<100
SG-188	SG-188-15	09/02/2022	15.0	<100	<100	<20	<100	<100	**59**	<100	**320**	<10	--	--	--	--	--	--	<100
SG-188	SG-188-15 REP	09/02/2022	15.0	<100	<100	<20	<100	<100	**49**	<100	**260**	<10	--	--	--	--	--	--	<100
SG-189	SG-189-5	09/02/2022	5.0	<100	<100	<20	<100	<100	<20	<100	**22**	<10	--	--	--	--	--	--	<100
SG-189	SG-189-15	09/02/2022	15.0	<100	<100	<20	<100	<100	**44**	<100	**990**	<10	--	--	--	--	--	--	<100
SG-190	SG-190-12.5	12/21/2022	12.5	<100	<100	<20	<100	<100 UJ	<20	<100	<20	<10	--	--	--	--	--	--	<100

TABLE A-4

HISTORICAL SOIL GAS SAMPLING RESULTS
Former Ford Aeronutronic Facility
Newport Beach, California

Sampling Location	Sample ID	Date Sampled [2]	Depth of Sample (feet bgs)	Volatile Organic Compounds [1] (µg/m³)									Leak Detection Compounds [1]						
				1,1-DCE	1,1-DCA	1,2-DCA	cis-1,2-DCE	trans-1,2-DCE	PCE	1,1,1-TCA	TCE	Vinyl Chloride	2-Propanol (µg/m³)	Heptane (µg/m³)	Hexane (µg/m³)	Pentane (µg/m³)	Helium (ppmv)	TFA (µg/m³)	DFA (µg/m³)
North Area Multi-Depth Soil Gas Probes **																			
SG-11-01A	SG-11-01A-10	11/02/2020	10.0	482	7.0 J	7.0 J	26	5.0 J	486	<8.0	43,800	<8.0	--	<80	<80	<80	--	--	--
SG-11-01A	SG-11-01A-10	01/26/2021	10.0	392	<8.0	22	7.0 J	<8.0	311	<8.0	19,300	<8.0	--	<80	<80	<80	--	--	--
SG-11-01A	SG-11-01A-10	09/09/2021	10.0	761	7.0 J	43 J+	19	<8.0	532	<8.0	33,200	<8.0	--	<80	<80	<80	--	--	--
SG-11-01A	SG-11-01A-10	01/21/2022	10.0	327	<4.0	17	8.0	<4.0	226	<4.0	15,100	<4.0	--	<40	<40	<40	--	--	--
SG-11-01A	SG-11-01A-10	09/01/2022	10.0	<400	<400	<80	<400	<400	350	<400	27,000	<40	--	--	--	--	--	--	<400
SG-11-01A	SG-11-01A-10 REP	09/01/2022	10.0	<400	<400	<80	<400	<400	330	<400	26,000	<40	--	--	--	--	--	--	<400
SG-11-01A	SG-11-01A-20	11/02/2020	20.0	594	8.0	52	30	6.0 J	594	<8.0	43,000	<8.0	--	<80	<80	<80	--	--	--
SG-11-01A	SG-11-01A-20	01/26/2021	20.0	645	<8.0	52	14	<8.0	443	<8.0	27,700	<8.0	--	<80	<80	<80	--	--	--
SG-11-01A	SG-11-01A-20	09/09/2021	20.0	771	8.0	72 J+	18	<8.0	499	<8.0	31,700	<8.0	--	<80	<80	<80	--	--	--
SG-11-01A	SG-11-01A-20	01/21/2022	20.0	128	<4.0	<4.0	<4.0	<4.0	87	<4.0	6,270	<4.0	--	<40	<40	<40	--	--	--
SG-11-01A	SG-11-01A-20	08/31/2022	20.0	<400	<400	<80	<400	<400	410	<400	33,000	<40	--	--	--	--	--	--	<400
SG-11-01B	SG-11-01B-30	11/03/2020	30.0	584	6.0 J	105	27	6.0 J	640	<8.0	41,400	<8.0	--	<80	<80	<80	--	--	--
SG-11-01B	SG-11-01B-30 REP	11/03/2020	30.0	759 J+	10 J+	97 J+	33 J+	6.0 J+	564 J+	<8.0	36,900 J+	<8.0	--	<80	<80	<80	--	--	--
SG-11-01B	SG-11-01B-30	01/27/2021	30.0	958	9.0	106	39	8.0 J	608	<8.0	41,900	<8.0	--	<80	<80	<80	--	--	--
SG-11-01B	SG-11-01B-30	09/10/2021	30.0	1,070	12	171	30	<8.0	632	<8.0	45,000 J+	<8.0	--	<80	<80	<80	--	--	--
SG-11-01B	SG-11-01B-30	01/21/2022	30.0	953	10	135	28	<4.0	563	<4.0	39,100	<4.0	--	<40	<40	<40	--	--	--
SG-11-01B	SG-11-01B-30	09/01/2022	30.0	<2,000	<2,000	<400	<2,000	<2,000	<400	<2,000	29,000	<200	--	--	--	--	--	--	<2,000
SG-13-01A	SG-13-01A-20	12/04/2020	20.0	45	<8.0	28	<8.0	<8.0	236	<8.0	16,000	<8.0	--	<80	<80	<80	--	--	--
SG-13-01A	SG-13-01A-20	01/14/2021	20.0	29	<8.0	14	<8.0	<8.0	233	<8.0	14,200	<8.0	--	<80	<80	<80	--	--	--
SG-13-01A	SG-13-01A-20 REP	01/14/2021	20.0	26	<8.0	13	<8.0	<8.0	242	<8.0	14,100	<8.0	--	<80	<80	<80	--	--	--
SG-13-01A	SG-13-01A-20	09/16/2021	20.0	21	<8.0	10	<8.0	<8.0	188 J	<8.0	12,700	<8.0	--	<80	<80	<80	--	--	--
SG-13-01A	SG-13-01A-20	01/05/2022	20.0	28	<4.0	19	<4.0	<4.0	215	<4.0	14,000	<4.0	--	<40	<40	<40	--	--	--
SG-13-01A	SG-13-01A-20	08/10/2022	20.0	<100	<100	<20	<100	<100	170	<100	8,600	<10	--	--	--	--	--	--	<100
SG-13-01B	SG-13-01B-30	12/04/2020	30.0	75	5.0 J	94	6.0 J	<8.0	266	<8.0	20,800	<8.0	--	<80	<80	<80	--	--	--
SG-13-01B	SG-13-01B-30	01/14/2021	30.0	62	<8.0	64	<8.0	<8.0	329	<8.0	21,200	<8.0	--	<80	<80	<80	--	--	--
SG-13-01B	SG-13-01B-30	09/16/2021	30.0	38	<8.0	52	<8.0	<8.0	249 J	<8.0	17,900	<8.0	--	<80	<80	<80	--	--	--
SG-13-01B	SG-13-01B-30 REP	09/16/2021	30.0	45	<8.0	51	<8.0	<8.0	249 J	<8.0	18,000	<8.0	--	<80	<80	<80	--	--	--
SG-13-01B	SG-13-01B-30	01/06/2022	30.0	50	<4.0	52	<4.0	<4.0	293	<4.0	17,300 J	<4.0	--	<40	<40	<40	--	--	--
SG-13-01B	SG-13-01B-30	08/10/2022	30.0	<100	<100	<20	<100	<100	270	<100	15,000	<10	--	--	--	--	--	--	<100
SG-13-01B	SG-13-01B-40	12/04/2020	40.0	98	6.0 J	194	9.0	<8.0	311	<8.0	25,300	<8.0	--	<80	<80	<80	--	--	--
SG-13-01B	SG-13-01B-40	01/14/2021	40.0	73	<8.0	123	<8.0	<8.0	370	<8.0	25,000	<8.0	--	<80	<80	<80	--	--	--
SG-13-01B	SG-13-01B-40	09/16/2021	40.0	62	<8.0	81	<8.0	<8.0	295 J	<8.0	21,700	<8.0	--	<80	<80	<80	--	--	--
SG-13-01B	SG-13-01B-40	01/06/2022	40.0	63	<4.0	86	4.0	<4.0	331	<4.0	19,500 J	<4.0	--	<40	<40	<40	--	--	--
SG-13-01B	SG-13-01B-40	08/10/2022	40.0	<100	<100	<20	<100	<100	280	<100	16,000	<10	--	--	--	--	--	--	<100
SG-22-01A	SG-22-01A-5	11/02/2020	5.0	171	11	<8.0	18	<8.0	8.0	<8.0	1,510	<8.0	--	<80	<80	<80	--	--	--
SG-22-01A	SG-22-01A-5	01/04/2021	5.0	160	11	<8.0	12	<8.0	7.0 J	<8.0	1,200	<8.0	--	<80	<80	<80	--	--	--
SG-22-01A	SG-22-01A-5	09/07/2021	5.0	103	5.0 J	<8.0	6.0 J	4.0 J	11 J	<8.0	1,240	<8.0	--	<80	<80	<80	--	--	--
SG-22-01A	SG-22-01A-5	02/02/2022	5.0	105	6.0	<4.0	6.0	<4.0	7.0 J+	<4.0	711 J	<4.0	--	<40	<40	<40	--	--	--
SG-22-01A	SG-22-01A-5	10/10/2022	5.0	<100	<100	<20	<100	<100	<20	<100	680	<10	--	--	--	--	--	--	<100
SG-22-01A	SG-22-01A-14	11/02/2020	14.0	195	6.0 J	<8.0	9.0	<8.0	10	<8.0	2,200	<8.0	--	<80	<80	<80	--	--	--
SG-22-01A	SG-22-01A-14	01/04/2021	14.0	408	11	<8.0	8.0	<8.0	9.0	<8.0	2,180	<8.0	--	<80	<80	<80	--	--	--
SG-22-01A	SG-22-01A-14 REP	01/04/2021	14.0	411	12	<8.0	7.0 J	<8.0	8.0	<8.0	1,930	<8.0	--	<80	<80	<80	--	--	--
SG-22-01A	SG-22-01A-14	09/07/2021	14.0	246	3.0 J	<8.0	<8.0	<8.0	10 J	<8.0	1,550	<8.0	--	<80	<80	<80	--	--	--
SG-22-01A	SG-22-01A-14 REP	09/07/2021	14.0	254	4.0 J	<8.0	<8.0	<8.0	8.0 J	<8.0	1,460	<8.0	--	<80	<80	<80	--	--	--
SG-22-01A	SG-22-01A-14	02/02/2022	14.0	288	8.0	<4.0	4.0	<4.0	12 J+	<4.0	1,980 J	<4.0	--	<40	<40	<40	--	--	--
SG-22-01A	SG-22-01A-14	10/10/2022	14.0	280	<100	<20	<100	<100	<20	<100	1,500	<10	--	--	--	--	--	--	<100
SG-22-01A	SG-22-01A-24	11/02/2020	24.0	1,390	281	<8.0	574	25	29	<8.0	18,600	<8.0	--	<80	<80	<80	--	--	--
SG-22-01A	SG-22-01A-24	01/04/2021	24.0	3,070	255	<8.0	514	23	32	<8.0	19,300	<8.0	--	<80	<80	<80	--	--	--
SG-22-01A	SG-22-01A-24	09/07/2021	24.0	2,980	223	<8.0	453	26	45 J	<8.0	20,300	<8.0	--	<80	<80	<80	--	--	--

TABLE A-4

HISTORICAL SOIL GAS SAMPLING RESULTS
Former Ford Aeronutronic Facility
Newport Beach, California

Sampling Location	Sample ID	Date Sampled [2]	Depth of Sample (feet bgs)	Volatile Organic Compounds [1] (µg/m³)									Leak Detection Compounds [1]						
				1,1-DCE	1,1-DCA	1,2-DCA	cis-1,2-DCE	trans-1,2-DCE	PCE	1,1,1-TCA	TCE	Vinyl Chloride	2-Propanol (µg/m³)	Heptane (µg/m³)	Hexane (µg/m³)	Pentane (µg/m³)	Helium (ppmv)	TFA (µg/m³)	DFA (µg/m³)
SG-22-01A	SG-22-01A-24	02/02/2022	24.0	**2,110**	**174**	<4.0	**312**	**17**	**32 J**	<4.0	**12,500 J**	<4.0	--	<40	<40	<40	--	--	--
SG-22-01A	SG-22-01A-24	10/10/2022	24.0	**2,400**	**180**	<20	**410**	<100	**42**	<100	**17,000**	<10	--	--	--	--	--	--	<100
SG-CAL-01A	SG-CAL-01A-5	10/30/2020	5.0	<8.0	<8.0	<8.0	<8.0	<8.0	<8.0	<8.0	<8.0	<8.0	--	<80	<80	<80	--	--	--
SG-CAL-01A	SG-CAL-01A-5	01/15/2021	5.0	<8.0 R	<8.0 R	<8.0 R	<8.0 R	<8.0 R	<8.0 R	<8.0 R	<8.0 R	<8.0 R	--	**17,600 [3]**	**17,600**	**3,110**	**--**	**--**	--
SG-CAL-01A	SG-CAL-01A-5	03/09/2021	5.0	<8.0 R	<8.0 R	<8.0 R	<8.0 R	**7.0 R**	**8.0 R**	<8.0 R	**9.0 R**	**2.0 R**	**--**	**28,800**	**83,900**	**246,000**	**--**	**--**	--
SG-CAL-01A	SG-CAL-01A-5	09/16/2021	5.0	<8.0	<8.0	<8.0	<8.0	<8.0	**34 J+**	<8.0	**135 J+**	<8.0	--	<80	<80	<80	--	--	--
SG-CAL-01A	SG-CAL-01A-5	02/01/2022	5.0	<4.0	<4.0	<4.0	<4.0	<4.0	**11**	<4.0	**69**	<4.0	--	<40	<40	<40	--	--	--
SG-CAL-01A	SG-CAL-01A-5	09/30/2022	5.0	<100 R	<100 R	<20 R	<100 R	<100 R	<20 R	<100 R	**74 R**	<10 R	--	--	--	--	--	**1400**	--
SG-CAL-01A	SG-CAL-01A-15	10/30/2020	15.0	<8.0	<8.0	<8.0	<8.0	<8.0	**684**	<8.0	**1,020**	<8.0	--	<80	<80	<80	--	--	--
SG-CAL-01A	SG-CAL-01A-15	01/14/2021	15.0	<8.0	<8.0	<8.0	<8.0	<8.0	**173**	<8.0	**3,740**	<8.0	--	<80	<80	<80	--	--	--
SG-CAL-01A	SG-CAL-01A-15	09/16/2021	15.0	**14**	**2.0 J**	<8.0	<8.0	<8.0	**289 J+**	<8.0	**7,310 J+**	<8.0	--	<80	<80	<80	--	--	--
SG-CAL-01A	SG-CAL-01A-15	02/01/2022	15.0	**13**	<4.0	<4.0	<4.0	<4.0	**353**	<4.0	**7,970**	<4.0	--	<40	<40	<40	--	--	--
SG-CAL-01A	SG-CAL-01A-15	09/30/2022	15.0	<100	<100	<20	<100	<100	**240**	<100	**5,100**	<10	--	--	--	--	--	--	<100
SG-CAL-01A	SG-CAL-01A-25	10/30/2020	25.0	**108**	<8.0	<8.0	**19**	**7.0 J**	**412**	<8.0	**15,300**	<8.0	--	<80	<80	<80	--	--	--
SG-CAL-01A	SG-CAL-01A-25	01/14/2021	25.0	**19**	<8.0	<8.0	**7.0 J**	<8.0	**266**	<8.0	**7,920**	<8.0	--	<80	<80	<80	--	--	--
SG-CAL-01A	SG-CAL-01A-25	09/16/2021	25.0	**33**	**6.0 J**	<8.0	**9.0**	**4.0 J**	**258 J+**	<8.0	**9,680 J+**	<8.0	--	<80	<80	<80	--	--	--
SG-CAL-01A	SG-CAL-01A-25	02/01/2022	25.0	**33**	**7.0**	**4.0 J+**	**9.0**	**5.0**	**452**	<4.0	**13,700**	<4.0	--	<40	<40	<40	--	--	--
SG-CAL-01A	SG-CAL-01A-25	09/30/2022	25.0	<100	<100	<20	<100	<100	**350**	<100	**11,000**	<10	--	--	--	--	--	--	<100
SG-ROW-01A	SG-ROW-01A-5.5	11/02/2020	5.5	**190**	**67**	<8.0	**116**	**23**	**9.0**	<8.0	**6,320**	<8.0	--	<80	<80	<80	--	--	--
SG-ROW-01A	SG-ROW-01A-5.5	01/18/2021	5.5	**312**	**60**	<8.0	**96**	**19**	<8.0	<8.0	**5,050**	<8.0	--	<80	<80	<80	--	--	--
SG-ROW-01A	SG-ROW-01A-5.5	09/20/2021	5.5	**482**	**56**	<8.0	**82**	**17**	**7.0 J**	<8.0	**5,420 J**	<8.0	--	<80	<80	<80	--	--	--
SG-ROW-01A	SG-ROW-01A-5.5	01/24/2022	5.5	**426**	**46**	<4.0	**67**	**19**	**12 J+**	<4.0	**4,490 J**	<4.0	--	<40	<40	<40	--	--	--
SG-ROW-01A	SG-ROW-01A-5.5	09/19/2022	5.5	**290 J-**	<100 UJ	<20 UJ	<100 UJ	<100 UJ	<20 UJ	<100 UJ	**3,900 J-**	<10 UJ	--	--	--	--	--	--	<100
SG-ROW-01A	SG-ROW-01A-14.5	11/02/2020	14.5	**681**	**244**	<8.0	**452**	**113**	**11**	<8.0	**11,800**	<8.0	--	<80	<80	<80	--	--	--
SG-ROW-01A	SG-ROW-01A-14.5	01/18/2021	14.5	**947**	**222**	<8.0	**427**	**108**	**9.0**	<8.0	**10,500**	<8.0	--	<80	<80	<80	--	--	--
SG-ROW-01A	SG-ROW-01A-14.5 REP	01/18/2021	14.5	**1,190**	**235**	<8.0	**445**	**115**	**11**	<8.0	**10,700**	<8.0	--	<80	<80	<80	--	--	--
SG-ROW-01A	SG-ROW-01A-14.5	09/20/2021	14.5	**1,370**	**218**	<8.0	**405**	**113**	**9.0**	<8.0	**10,100 J**	<8.0	--	<80	<80	<80	--	--	--
SG-ROW-01A	SG-ROW-01A-14.5	01/24/2022	14.5	**1,040**	**181**	<4.0	**340**	**101**	**16 J+**	<4.0	**9,290 J**	<4.0	--	<40	<40	<40	--	--	--
SG-ROW-01A	SG-ROW-01A-14.5	09/19/2022	14.5	**930**	**150**	<20	**370**	<100	<20	<100	**11,000**	<10	--	--	--	--	--	--	<100
SG-ROW-01A	SG-ROW-01A-24.5	11/02/2020	24.5	**871**	**206**	<8.0	**207**	**128**	**8.0**	<8.0	**6,760**	<8.0	--	<80	<80	<80	--	--	--
SG-ROW-01A	SG-ROW-01A-24.5 REP	11/02/2020	24.5	**888**	**215**	<8.0	**235**	**126**	**7.0 J**	<8.0	**7,080**	<8.0	--	<80	<80	<80	--	--	--
SG-ROW-01A	SG-ROW-01A-24.5	01/18/2021	24.5	**1,270**	**239**	<8.0	**295**	**129**	**8.0 J**	<8.0	**7,330**	<8.0	--	<80	<80	<80	--	--	--
SG-ROW-01A	SG-ROW-01A-24.5	09/20/2021	24.5	**1,620**	**248**	<8.0	**321**	**168**	**8.0 J**	<8.0	**8,420 J**	<8.0	--	<80	<80	<80	--	--	--
SG-ROW-01A	SG-ROW-01A-24.5	01/24/2022	24.5	**1,120**	**198**	<4.0	**230**	**133**	**14 J+**	<4.0	**7,790 J**	<4.0	--	<40	<40	<40	--	--	--
SG-ROW-01A	SG-ROW-01A-24.5	09/19/2022	24.5	**970**	**170**	<20	**230**	<100	<20	<100	**7,600**	<10	--	--	--	--	--	--	<100
SG-171	SG-171-20	02/02/2022	20.0	**9.0**	<4.0	**10**	<4.0	<4.0	**390 J**	<4.0	**5,140 J**	<4.0	--	<40	<40	<40	--	--	--
SG-171	SG-171-20	08/22/2022	20.0	<100 UJ	<100	<20	<100	<100 UJ	**250 J+**	<100	**4,400 J+**	<10	--	--	--	--	--	--	<100
SG-171	SG-171-20 REP	08/22/2022	20.0	<100 UJ	<100	<20	<100	<100 UJ	**200 J+**	<100	**3,700 J+**	<10	--	--	--	--	--	--	<100
SG-171	SG-171-30	02/02/2022	30.0	**18**	<4.0	**39**	<4.0	<4.0	**607 J**	<4.0	**9,660 J**	<4.0	--	<40	<40	<40	--	--	--
SG-171	SG-171-30	08/22/2022	30.0	<100 UJ	<100	<20	<100	<100 UJ	**320 J+**	<100	**6,900 J+**	<10	--	--	--	--	--	--	<100
SG-182	SG-182-11	05/17/2022	11.0	<4.0	<4.0	<4.0	<4.0	<4.0	<4.0	<4.0	<4.0	<4.0	--	<40	<40	<40	--	--	--
SG-182	SG-182-11	09/28/2022	11.0	<100	<100	<20	<100	<100	<20	<100	<20	<10	--	--	--	--	--	--	<100
North Area SVE Monitoring Points *																			
SG-CT-01	SG-CT-01-5	07/01/2020	5.0	<8.0	<8.0	<8.0	<8.0	<8.0	**66**	247	<8.0	<8.0	--	<80	<80	<80	--	--	--
SG-CT-01	SG-CT-01-5	10/28/2020	5.0	<8.0	<8.0	<8.0	<8.0	<8.0	**90**	<8.0	**455**	<8.0	--	<80	<80	<80	--	--	--
SG-CT-01	SG-CT-01-5	11/05/2020	5.0	<8.0	<8.0	<8.0	<8.0	<8.0	**18**	<8.0	<8.0	<8.0	--	<80	<80	<80	--	--	--
SG-CT-01	SG-CT-01-5	09/16/2021	5.0	<8.0	<8.0	<8.0	<8.0	<8.0	**77 J+**	<8.0	**249 J+**	<8.0	--	<80	<80	<80	--	--	--
SG-CT-01	SG-CT-01-5	02/01/2022	5.0	<4.0	<4.0	<4.0	<4.0	<4.0	**64**	<4.0	**280**	<4.0	--	<40	<40	<40	--	--	--
SG-CT-01	SG-CT-01-5	09/30/2022	5.0	<100	<100	<20	<100	<100	**61**	<100	**370**	<10	--	--	--	--	--	--	<100
SG-CT-01	SG-CT-01-16	07/01/2020	16.0	<8.0	<8.0	<8.0	<8.0	<8.0	**372**	5,930	<8.0	<8.0	--	<80	<80	<80	--	--	--

TABLE A-4

HISTORICAL SOIL GAS SAMPLING RESULTS
Former Ford Aeronutronic Facility
Newport Beach, California

Sampling Location	Sample ID	Date Sampled [2]	Depth of Sample (feet bgs)	Volatile Organic Compounds [1] (µg/m³)									Leak Detection Compounds [1]						
				1,1-DCE	1,1-DCA	1,2-DCA	cis-1,2-DCE	trans-1,2-DCE	PCE	1,1,1-TCA	TCE	Vinyl Chloride	2-Propanol (µg/m³)	Heptane (µg/m³)	Hexane (µg/m³)	Pentane (µg/m³)	Helium (ppmv)	TFA (µg/m³)	DFA (µg/m³)
SG-CT-01	SG-CT-01-16 REP	07/01/2020	16.0	<8.0	<8.0	<8.0	<8.0	<8.0	**342**	5,510	<8.0	<8.0	--	<80	<80	<80	--	--	--
SG-CT-01	SG-CT-01-16	10/28/2020	16.0	**7.0 J**	<8.0	<8.0	<8.0	<8.0	**351**	<8.0	**5,730**	<8.0	--	<80	<80	<80	--	--	--
SG-CT-01	SG-CT-01-16	11/05/2020	16.0	<8.0	<8.0	<8.0	<8.0	<8.0	**152**	<8.0	**430**	<8.0	--	<80	<80	<80	--	--	--
SG-CT-01	SG-CT-01-16	09/16/2021	16.0	**3.0 J**	**8.0 J**	<8.0	<8.0	<8.0	**365 J+**	<8.0	**5,080 J+**	<8.0	--	<80	<80	<80	--	--	--
SG-CT-01	SG-CT-01-16	02/01/2022	16.0	**6.0**	<4.0	<4.0	<4.0	<4.0	**349**	<4.0	**5,440**	<4.0	--	<40	<40	<40	--	--	--
SG-CT-01	SG-CT-01-16	09/30/2022	16.0	<100	<100	<20	<100	<100	**270**	<100	**3,800**	<10	--	--	--	--	--	--	<100
SG-CT-01	SG-CT-01-16 REP	09/30/2022	16.0	<100	<100	<20	<100	<100	**290**	<100	**4,200**	<10	--	--	--	--	--	--	<100
SG-CT-02	SG-CT-02-5	07/01/2020	5.0	<8.0	<8.0	<8.0	<8.0	<8.0	**161**	1,020	<8.0	<8.0	--	<80	<80	<80	--	--	--
SG-CT-02	SG-CT-02-5	10/28/2020	5.0	<8.0	<8.0	<8.0	<8.0	<8.0	**175**	<8.0	**965**	<8.0	--	<80	<80	<80	--	--	--
SG-CT-02	SG-CT-02-5	11/05/2020	5.0	<8.0	<8.0	<8.0	<8.0	<8.0	**76**	<8.0	**268**	<8.0	--	<80	<80	<80	--	--	--
SG-CT-02	SG-CT-02-5	01/26/2021	5.0	<8.0	<8.0	<8.0	<8.0	<8.0	**102**	<8.0	**383**	<8.0	--	<80	<80	<80	--	--	--
SG-CT-02	SG-CT-02-5	09/16/2021	5.0	<8.0	<8.0	<8.0	<8.0	<8.0	**170 J+**	<8.0	**626 J+**	<8.0	--	<80	<80	<80	--	--	--
SG-CT-02	SG-CT-02-5	02/01/2022	5.0	<4.0	<4.0	<4.0	<4.0	<4.0	**107**	<4.0	**410**	<4.0	--	<40	<40	<40	--	--	--
SG-CT-02	SG-CT-02-5	10/12/2022	5.0	<100 UJ	<100 UJ	<20 UJ	<100 UJ	<100 UJ	**120 J+**	<100 UJ	**280 J+**	<10 UJ	--	--	--	--	--	--	<100
SG-CT-02	SG-CT-02-16	07/01/2020	16.0	<8.0	<8.0	**76**	<8.0	<8.0	**403**	6,840	<8.0	<8.0	--	<80	<80	<80	--	--	--
SG-CT-02	SG-CT-02-16	10/28/2020	16.0	**59**	**5.0 J**	<8.0	<8.0	**5.0 J**	**497**	<8.0	**7,630**	<8.0	--	<80	<80	<80	--	--	--
SG-CT-02	SG-CT-02-16	11/05/2020	16.0	**13**	<8.0	<8.0	**6.0 J**	<8.0	**253**	<8.0	**3,410**	<8.0	--	<80	<80	<80	--	--	--
SG-CT-02	SG-CT-02-16 REP	10/28/2020	16.0	**58**	**4.0 J**	<8.0	<8.0	**4.0 J**	**458**	<8.0	**7,350**	<8.0	--	<80	<80	<80	--	--	--
SG-CT-02	SG-CT-02-16	01/26/2021	16.0	**26**	<8.0	<8.0	<8.0	**3.0 J**	**404**	<8.0	**5,100**	<8.0	--	<80	<80	<80	--	--	--
SG-CT-02	SG-CT-02-16	09/16/2021	16.0	**32**	<8.0	<8.0	<8.0	<8.0	**512 J+**	<8.0	**6,280 J+**	<8.0	--	<80	<80	<80	--	--	--
SG-CT-02	SG-CT-02-16	02/01/2022	16.0	**30**	<4.0	<4.0	<4.0	<4.0	**443**	<4.0	**5,370**	<4.0	--	<40	<40	<40	--	--	--
SG-CT-02	SG-CT-02-16	10/12/2022	16.0	<100	<100	<20	<100	<100	**280**	<100	**3,100**	<10	--	--	--	--	--	--	<100
SG-CT-02	SG-CT-02-16 REP	10/12/2022	16.0	<100	<100	<20	<100	<100	**310**	<100	**3,700**	<10	--	--	--	--	--	--	<100
SG-CT-03	SG-CT-03-5	07/01/2020	5.0	<8.0	<8.0	<8.0	<8.0	<8.0	**42**	705	<8.0	<8.0	--	<80	<80	<80	--	--	--
SG-CT-03	SG-CT-03-5	10/28/2020	5.0	<8.0	<8.0	<8.0	<8.0	<8.0	**55**	<8.0	**852**	<8.0	--	<80	<80	<80	--	--	--
SG-CT-03	SG-CT-03-5	11/05/2020	5.0	<8.0	<8.0	<8.0	<8.0	<8.0	**25**	<8.0	**215**	<8.0	--	<80	<80	<80	--	--	--
SG-CT-03	SG-CT-03-5	01/26/2021	5.0	<8.0	<8.0	<8.0	<8.0	<8.0	**19**	<8.0	**239**	<8.0	--	<80	<80	<80	--	--	--
SG-CT-03	SG-CT-03-5	09/20/2021	5.0	<8.0	<8.0	<8.0	<8.0	<8.0	**58**	<8.0	**821 J**	<8.0	--	<80	<80	<80	--	--	--
SG-CT-03	SG-CT-03-5	02/01/2022	5.0	<4.0	<4.0	<4.0	<4.0	<4.0	**38**	<4.0	**831**	<4.0	--	<40	<40	<40	--	--	--
SG-CT-03	SG-CT-03-5	09/30/2022	5.0	<100	<100	<20	<100	<100	**62**	<100	**1,100**	<10	--	--	--	--	--	--	<100
SG-CT-03	SG-CT-03-16	07/01/2020	16.0	<8.0	<8.0	**6.0 J**	<8.0	<8.0	**161**	6,130	<8.0	<8.0	--	<80	<80	<80	--	--	--
SG-CT-03	SG-CT-03-16	10/28/2020	16.0	**6.0 J**	**5.0 J**	<8.0	<8.0	<8.0	**187**	**5.0 J**	**7,350**	<8.0	--	<80	<80	<80	--	--	--
SG-CT-03	SG-CT-03-16 REP	10/28/2020	16.0	**7.0 J**	**7.0 J**	<8.0	<8.0	<8.0	**225**	**5.0 J**	**9,030**	<8.0	--	<80	<80	<80	--	--	--
SG-CT-03	SG-CT-03-16	11/05/2020	16.0	<8.0	<8.0	<8.0	<8.0	<8.0	**138**	<8.0	**5,340**	<8.0	--	<80	<80	<80	--	--	--
SG-CT-03	SG-CT-03-16 REP	11/05/2020	16.0	**4.0 J**	<8.0	<8.0	<8.0	<8.0	**138**	<8.0	**5,340**	<8.0	--	<80	<80	<80	--	--	--
SG-CT-03	SG-CT-03-16	01/26/2021	16.0	<8.0	<8.0	<8.0	**4.0 J**	<8.0	**121**	<8.0	**4,120**	<8.0	--	<80	<80	<80	--	--	--
SG-CT-03	SG-CT-03-16 REP	01/26/2021	16.0	<8.0	<8.0	<8.0	**4.0 J**	<8.0	**122**	<8.0	**4,300**	<8.0	--	<80	<80	<80	--	--	--
SG-CT-03	SG-CT-03-16	09/20/2021	16.0	<8.0	**6.0 J**	<8.0	<8.0	<8.0	**246**	**6.0 J**	**7,840 J**	<8.0	--	<80	<80	<80	--	--	--
SG-CT-03	SG-CT-03-16	02/01/2022	16.0	**8.0**	**4.0**	<4.0	<4.0	<4.0	**141**	<4.0	**5,140**	<4.0	--	<40	<40	<40	--	--	--
SG-CT-03	SG-CT-03-16	09/30/2022	16.0	<100	<100	<20	<100	<100	**200**	<100	**7,300**	<10	--	--	--	--	--	--	<100
SG-CT-03	SG-CT-03-16 REP	09/30/2022	16.0	<100	<100	<20	<100	<100	**260**	<100	**8,600**	<10	--	--	--	--	--	--	<100
SG-10-01	SG-10-01-15	06/23/2020	15.0	**267**	**4.0 J**	**95**	<8.0	<8.0	**783**	<8.0	**50,700**	<8.0	--	<80	<80	<80	--	--	--
SG-10-01	SG-10-01-15	10/29/2020	15.0	**148**	<8.0	**10**	**6.0 J**	<8.0	**500**	<8.0	**30,900**	<8.0	--	<80	<80	<80	--	--	--
SG-10-01	SG-10-01-15	12/10/2020	15.0	**22**	<8.0	**17**	<8.0	<8.0	**145**	<8.0	**8,610**	<8.0	--	<80	<80	<80	--	--	--
SG-10-01	SG-10-01-15	01/11/2021	15.0	**90**	<8.0	**44**	<8.0	<8.0	**265**	<8.0	**17,600**	<8.0	--	<80	<80	<80	--	--	--
SG-10-01	SG-10-01-15	09/13/2021	15.0	**120**	<8.0	**38**	<8.0	<8.0	**402**	<8.0	**21,200 J+**	<8.0	--	<80	<80	<80	--	--	--
SG-10-01	SG-10-01-15	01/12/2022	15.0	**90**	<4.0	**32 J+**	<4.0	<4.0	**334**	<4.0	**17,300**	<4.0 UJ	--	<40	<40	<40	--	--	--
SG-10-01	SG-10-01-15 REP	01/12/2022	15.0	**88**	<4.0	**29 J+**	<4.0	<4.0	**332**	<4.0	**17,400**	<4.0 UJ	--	<40	<40	<40	--	--	--
SG-10-01	SG-10-01-15	08/24/2022	15.0	<100	<100	<20	<100	<100	**350**	<100	**16,000**	<10	--	--	--	--	--	--	<100
SG-10-01	SG-10-01-15 REP	08/24/2022	15.0	<100	<100	<20	<100	<100	**340**	<100	**16,000**	<10	--	--	--	--	--	--	<100

TABLE A-4

HISTORICAL SOIL GAS SAMPLING RESULTS
Former Ford Aeronutronic Facility
Newport Beach, California

Sampling Location	Sample ID	Date Sampled [2]	Depth of Sample (feet bgs)	Volatile Organic Compounds [1] (µg/m³)									Leak Detection Compounds [1]						
				1,1-DCE	1,1-DCA	1,2-DCA	cis-1,2-DCE	trans-1,2-DCE	PCE	1,1,1-TCA	TCE	Vinyl Chloride	2-Propanol (µg/m³)	Heptane (µg/m³)	Hexane (µg/m³)	Pentane (µg/m³)	Helium (ppmv)	TFA (µg/m³)	DFA (µg/m³)
SG-10-01	SG-10-01-35	06/23/2020	35.0	**47**	**10**	**81**	<8.0	<8.0	**211**	<8.0	**9,080**	<8.0	--	<80	<80	<80	--	--	--
SG-10-01	SG-10-01-35	10/29/2020	35.0	**217**	<8.0	**61**	**15**	<8.0	**711**	<8.0	**39,200**	<8.0	--	<80	<80	<80	--	--	--
SG-10-01	SG-10-01-35	12/10/2020	35.0	**82**	<8.0	**43**	**3.0 J**	<8.0	**298**	<8.0	**16,200**	<8.0	--	<80	<80	<80	--	--	--
SG-10-01	SG-10-01-35	01/12/2021	35.0	**187**	<8.0	**71**	**11**	<8.0	**651**	<8.0	**35,300**	<8.0	--	<80	<80	<80	--	--	--
SG-10-01	SG-10-01-35 REP	01/12/2021	35.0	**229**	<8.0	**75**	**13**	<8.0	**654**	<8.0	**37,600**	<8.0	--	<80	<80	<80	--	--	--
SG-10-01	SG-10-01-35	09/13/2021	35.0	**204**	**5.0 J**	**122**	**7.0 J**	<8.0	**653**	<8.0	**32,100 J+**	<8.0	--	<80	<80	<80	--	--	--
SG-10-01	SG-10-01-35	01/12/2022	35.0	**159**	**5.0**	**105 J+**	**7.0**	<4.0	**585**	<4.0	**18,200**	<4.0 UJ	--	<40	<40	<40	--	--	--
SG-10-01	SG-10-01-35	08/24/2022	35.0	**120 J+**	<100	<20	<100	<100	**630**	<100	**20,000**	<10	--	--	--	--	--	--	<100
SG-10-02	SG-10-02-25	06/23/2020	25.0	**162**	**6.0 J**	**330**	**9.0**	<8.0	**611**	<8.0	**38,500**	<8.0	--	<80	<80	<80	--	--	--
SG-10-02	SG-10-02-25	10/29/2020	25.0	**66**	**6.0 J**	**115**	<8.0	<8.0	**471**	<8.0	**26,000**	<8.0	--	<80	<80	<80	--	--	--
SG-10-02	SG-10-02-25	12/10/2020	25.0	<8.0	<8.0	**99**	<8.0	<8.0	**356**	<8.0	**22,800**	<8.0	--	<80	<80	<80	--	--	--
SG-10-02	SG-10-02-25	01/11/2021	25.0	**54**	**5.0 J**	**160**	**6.0 J**	<8.0	**415**	<8.0	**31,400**	<8.0	--	<80	<80	<80	--	--	--
SG-10-02	SG-10-02-25 REP	01/11/2021	25.0	**46**	**5.0 J**	**137**	<8.0	<8.0	**349**	<8.0	**26,200**	<8.0	--	<80	<80	<80	--	--	--
SG-10-02	SG-10-02-25	09/13/2021	25.0	**39**	<8.0	**109**	**3.0 J**	<8.0	**400**	<8.0	**22,900 J+**	<8.0	--	<80	<80	<80	--	--	--
SG-10-02	SG-10-02-25	01/12/2022	25.0	**35**	<4.0	**95 J+**	<4.0	<4.0	**358**	<4.0	**19,900**	<4.0 UJ	--	<40	<40	<40	--	--	--
SG-10-02	SG-10-02-25	08/24/2022	25.0	<100	<100	<20	<100	<100	**380**	<100	**19,000**	<10	--	--	--	--	--	--	<100
SG-10-02	SG-10-02-35	06/23/2020	35.0	**151**	**7.0 J**	**310**	<8.0	<8.0	**782**	<8.0	**35,100**	<8.0	--	<80	<80	<80	--	--	--
SG-10-02	SG-10-02-35	10/29/2020	35.0	**81**	**7.0 J**	<8.0	**8.0**	<8.0	**591**	<8.0	**32,300**	<8.0	--	<80	<80	<80	--	--	--
SG-10-02	SG-10-02-35	12/10/2020	35.0	81	<8.0	**204**	<8.0	<8.0	**430**	<8.0	**24,800**	<8.0	--	<80	<80	<80	--	--	--
SG-10-02	SG-10-02-35	01/11/2021	35.0	**83**	**8.0**	**288**	**8.0 J**	<8.0	**699**	<8.0	**34,400**	<8.0	--	<80	<80	<80	--	--	--
SG-10-02	SG-10-02-35	09/13/2021	35.0	**18**	<8.0	**83**	<8.0	<8.0	**241**	<8.0	**11,200 J+**	<8.0	--	<80	<80	<80	--	--	--
SG-10-02	SG-10-02-35	01/12/2022	35.0	**5.0**	<4.0	**39 J+**	<4.0	<4.0	**76**	<4.0	**4,200**	<4.0 UJ	--	<40	<40	<40	--	--	--
SG-10-02	SG-10-02-35	08/24/2022	35.0	<400	<400	<80	<400	<400	**330**	<400	**16,000**	<40	--	--	--	--	--	--	<400
SG-10-02	SG-10-02-45	06/23/2020	45.0	**102**	<8.0	**291**	**12**	<8.0	**462**	<8.0	**31,100**	<8.0	--	<80	<80	<80	--	--	--
SG-10-02	SG-10-02-45 REP	06/23/2020	45.0	**107**	<8.0	**318**	**12**	<8.0	**402**	<8.0	**29,800**	<8.0	--	<80	<80	<80	--	--	--
SG-10-02	SG-10-02-45	10/29/2020	45.0	<8.0	<8.0	<8.0	<8.0	<8.0	**43**	<8.0	**155**	<8.0	--	<80	<80	<80	--	--	--
SG-10-02	SG-10-02-45	12/10/2020	45.0	<8.0	<8.0	<8.0	<8.0	<8.0	**194**	<8.0	**1,280**	<8.0	--	<80	<80	<80	--	--	--
SG-10-02	SG-10-02-45	09/13/2021	45.0	<8.0	<8.0	<8.0	<8.0	<8.0	**8.0**	<8.0	**240 J+**	<8.0	--	<80	<80	<80	--	--	--
SG-10-02	SG-10-02-45	01/12/2022	45.0	**22**	<4.0	<4.0	<4.0	<4.0	**739**	<4.0	**9,850**	<4.0 UJ	--	<40	<40	<40	--	--	--
SG-10-03A	SG-10-03A-10	06/24/2020	10.0	**37**	<8.0	<8.0	<8.0	<8.0	**265**	<8.0	**18,900**	<8.0	--	<80	<80	<80	--	--	--
SG-10-03A	SG-10-03A-10	10/28/2020	10.0	**19**	<8.0	<8.0	<8.0	<8.0	**355**	<8.0	**21,800**	<8.0	--	<80	<80	<80	--	--	--
SG-10-03A	SG-10-03A-10	11/03/2020	10.0	**14**	<8.0	<8.0	<8.0	<8.0	**281**	<8.0	**16,500**	<8.0	--	<80	<80	<80	--	--	--
SG-10-03A	SG-10-03A-10	12/10/2020	10.0	**6.0 J**	<8.0	<8.0	<8.0	<8.0	<8.0	<8.0	**48**	<8.0	--	<80	<80	<80	--	--	--
SG-10-03A	SG-10-03A-10	01/11/2021	10.0	**4.0 J**	<8.0	<8.0	<8.0	<8.0	**25**	<8.0	**1,170**	<8.0	--	<80	<80	<80	--	--	--
SG-10-03A	SG-10-03A-10	09/13/2021	10.0	**18**	<8.0	<8.0	<8.0	<8.0	**179**	<8.0	**9,620 J+**	<8.0	--	<80	<80	<80	--	--	--
SG-10-03A	SG-10-03A-10 REP	09/13/2021	10.0	**17**	<8.0	<8.0	<8.0	<8.0	**174**	<8.0	**9,550 J+**	<8.0	--	<80	<80	<80	--	--	--
SG-10-03A	SG-10-03A-10	01/12/2022	10.0	**18**	<4.0	<4.0	<4.0	<4.0	**156**	<4.0	**9,650**	<4.0 UJ	--	<40	<40	<40	--	--	--
SG-10-03A	SG-10-03A-10	08/24/2022	10.0	<100	<100	<20	<100	<100	**73 J**	<100	**6,800 J+**	<10	--	--	--	--	--	--	<100
SG-10-03A	SG-10-03A-20	06/24/2020	20.0	**78**	<8.0	**12**	<8.0	<8.0	**443**	<8.0	**32,000**	<8.0	--	<80	<80	<80	--	--	--
SG-10-03A	SG-10-03A-20 REP	06/24/2020	20.0	**76**	<8.0	**12**	<8.0	<8.0	**442**	<8.0	**31,700**	<8.0	--	<80	<80	<80	--	--	--
SG-10-03A	SG-10-03A-20	10/28/2020	20.0	**52**	<8.0	<8.0	**5.0 J**	<8.0	**507**	<8.0	**35,400**	<8.0	--	<80	<80	<80	--	--	--
SG-10-03A	SG-10-03A-20	11/03/2020	20.0	**91**	<8.0	<8.0	**5.0 J**	<8.0	**486**	<8.0	**34,100**	<8.0	--	<80	<80	<80	--	--	--
SG-10-03A	SG-10-03A-20	12/10/2020	20.0	<8.0	<8.0	<8.0	<8.0	<8.0	<8.0	<8.0	**126**	<8.0	--	<80	<80	<80	--	--	--
SG-10-03A	SG-10-03A-20	01/11/2021	20.0	**27**	<8.0	<8.0	<8.0	<8.0	**112**	<8.0	**9,100**	<8.0	--	<80	<80	<80	--	--	--
SG-10-03A	SG-10-03A-20 REP	01/11/2021	20.0	**26**	<8.0	<8.0	<8.0	<8.0	**117**	<8.0	**9,310**	<8.0	--	<80	<80	<80	--	--	--
SG-10-03A	SG-10-03A-20	09/13/2021	20.0	**61**	<8.0	<8.0	<8.0	<8.0	**307**	<8.0	**19,500 J+**	<8.0	--	<80	<80	<80	--	--	--
SG-10-03A	SG-10-03A-20	01/12/2022	20.0	**51**	<4.0	**6.0 J+**	<4.0	<4.0	**296**	<4.0	**18,800**	<4.0 UJ	--	<40	<40	<40	--	--	--
SG-10-03A	SG-10-03A-20	08/24/2022	20.0	<100	<100	<20	<100	<100	**180 J**	<100	**12,000 J+**	<10	--	--	--	--	--	--	<100
SG-10-03A	SG-10-03A-30	06/24/2020	30.0	**82**	<8.0	**24**	<8.0	<8.0	**448**	<8.0	**32,500**	<8.0	--	<80	<80	<80	--	--	--
SG-10-03A	SG-10-03A-30 REP	10/28/2020	30.0	**65**	<8.0	<8.0	<8.0	<8.0	**558**	<8.0	**36,900**	<8.0	--	<80	<80	<80	--	--	--

TABLE A-4

HISTORICAL SOIL GAS SAMPLING RESULTS
Former Ford Aeronutronic Facility
Newport Beach, California

Sampling Location	Sample ID	Date Sampled [2]	Depth of Sample (feet bgs)	Volatile Organic Compounds [1] (µg/m³)									Leak Detection Compounds [1]						
				1,1-DCE	1,1-DCA	1,2-DCA	cis-1,2-DCE	trans-1,2-DCE	PCE	1,1,1-TCA	TCE	Vinyl Chloride	2-Propanol (µg/m³)	Heptane (µg/m³)	Hexane (µg/m³)	Pentane (µg/m³)	Helium (ppmv)	TFA (µg/m³)	DFA (µg/m³)
SG-10-03A	SG-10-03A-30	10/28/2020	30.0	**59**	<8.0	<8.0	<8.0	<8.0	**517**	<8.0	**36,800**	<8.0	--	<80	<80	<80	--	--	--
SG-10-03A	SG-10-03A-30	11/03/2020	30.0	**100**	<8.0	<8.0	<8.0	<8.0	**562**	<8.0	**37,600**	<8.0	--	<80	<80	<80	--	--	--
SG-10-03A	SG-10-03A-30	12/10/2020	30.0	<8.0	<8.0	<8.0	<8.0	<8.0	**45**	<8.0	**2,420**	<8.0	--	<80	<80	<80	--	--	--
SG-10-03A	SG-10-03A-30	01/11/2021	30.0	**52**	<8.0	**10**	<8.0	<8.0	**316**	<8.0	**18,700**	<8.0	--	<80	<80	<80	--	--	--
SG-10-03A	SG-10-03A-30	09/13/2021	30.0	**72**	<8.0	<8.0	<8.0	<8.0	**370**	<8.0	**21,900 J+**	<8.0	--	<80	<80	<80	--	--	--
SG-10-03A	SG-10-03A-30	01/12/2022	30.0	**62**	<4.0	**19 J+**	<4.0	<4.0	**379**	<4.0	**23,900**	<4.0 UJ	--	<40	<40	<40	--	--	--
SG-10-03A	SG-10-03A-30	08/24/2022	30.0	<100	<100	<20	<100	<100	**150 J**	<100	**12,000 J+**	<10	--	--	--	--	--	--	<100
SG-10-03B	SG-10-03B-25	06/24/2020	25.0	**73**	<8.0	**14**	<8.0	<8.0	**459**	<8.0	**32,800**	<8.0	--	<80	<80	<80	--	--	--
SG-10-03B	SG-10-03B-25	10/28/2020	25.0	**67**	<8.0	<8.0	<8.0	<8.0	**509**	<8.0	**35,800**	<8.0	--	<80	<80	<80	--	--	--
SG-10-03B	SG-10-03B-25	11/03/2020	25.0	**101**	<8.0	<8.0	<8.0	<8.0	**539**	<8.0	**34,300**	<8.0	--	<80	<80	<80	--	--	--
SG-10-03B	SG-10-03B-25	12/11/2020	25.0	**11**	<8.0	<8.0	<8.0	<8.0	**73**	<8.0	**4,780**	<8.0	--	<80	<80	<80	--	--	--
SG-10-03B	SG-10-03B-25 REP	12/11/2020	25.0	**11**	<8.0	<8.0	<8.0	<8.0	**70**	<8.0	**4,720**	<8.0	--	<80	<80	<80	--	--	--
SG-10-03B	SG-10-03B-25	01/11/2021	25.0	**35**	<8.0	**9.0**	<8.0	<8.0	**237**	<8.0	**14,100**	<8.0	--	<80	<80	<80	--	--	--
SG-10-03B	SG-10-03B-25	09/13/2021	25.0	**74**	<8.0	<8.0	<8.0	<8.0	**386**	<8.0	**23,800 J+**	<8.0	--	<80	<80	<80	--	--	--
SG-10-03B	SG-10-03B-25	01/12/2022	25.0	**56**	<4.0	**9.0 J+**	<4.0	<4.0	**327**	<4.0	**22,400**	<4.0 UJ	--	<40	<40	<40	--	--	--
SG-10-03B	SG-10-03B-25	08/24/2022	25.0	<100	<100	<20	<100	<100	**170 J**	<100	**14,000 J+**	<10	--	--	--	--	--	--	<100
SG-10-03B	SG-10-03B-35	06/24/2020	35.0	**90**	<8.0	**32**	<8.0	<8.0	**457**	<8.0	**36,700**	<8.0	--	<80	<80	<80	--	--	--
SG-10-03B	SG-10-03B-35	10/28/2020	35.0	**82**	<8.0	<8.0	<8.0	<8.0	**527**	<8.0	**36,100**	<8.0	--	<80	<80	<80	--	--	--
SG-10-03B	SG-10-03B-35	11/03/2020	35.0	**106**	<8.0	<8.0	**8.0**	<8.0	**536**	<8.0	**36,600**	<8.0	--	<80	<80	<80	--	--	--
SG-10-03B	SG-10-03B-35	12/11/2020	35.0	**43**	<8.0	<8.0	<8.0	<8.0	**243**	<8.0	**17,700**	<8.0	--	<80	<80	<80	--	--	--
SG-10-03B	SG-10-03B-35	01/11/2021	35.0	**70**	<8.0	**20**	<8.0	<8.0	**352**	<8.0	**29,100**	<8.0	--	<80	<80	<80	--	--	--
SG-10-03B	SG-10-03B-35	09/13/2021	35.0	**77**	<8.0	<8.0	<8.0	<8.0	**422**	<8.0	**24,400 J+**	<8.0	--	<80	<80	<80	--	--	--
SG-10-03B	SG-10-03B-35	01/12/2022	35.0	**61**	<4.0	<4.0	<4.0	<4.0	**384**	<4.0	**24,400**	<4.0 UJ	--	<40	<40	<40	--	--	--
SG-10-03B	SG-10-03B-35	08/24/2022	35.0	<100	<100	<20	<100	<100	**170 J**	<100	**15,000 J+**	<10	--	--	--	--	--	--	<100
SG-10-03B	SG-10-03B-45	06/24/2020	45.0	<8.0	<8.0	**51**	<8.0	<8.0	**340**	<8.0	**26,100**	<8.0	--	<80	<80	<80	--	--	--
SG-10-03B	SG-10-03B-45	10/28/2020	45.0	**67**	<8.0	<8.0	**6.0 J**	<8.0	**454**	<8.0	**32,100**	<8.0	--	<80	<80	<80	--	--	--
SG-10-03B	SG-10-03B-45	11/03/2020	45.0	**117**	<8.0	**25**	<8.0	<8.0	**501**	<8.0	**36,400**	<8.0	--	<80	<80	<80	--	--	--
SG-10-03B	SG-10-03B-45	12/11/2020	45.0	**50**	<8.0	**17**	<8.0	<8.0	**134**	<8.0	**9,080**	<8.0	--	<80	<80	<80	--	--	--
SG-10-03B	SG-10-03B-45	09/13/2021	45.0	**91**	<8.0	<8.0	<8.0	<8.0	**389**	<8.0	**21,700 J+**	<8.0	--	<80	<80	<80	--	--	--
SG-10-03B	SG-10-03B-45	01/13/2022	45.0	<4.0	<4.0	<4.0	<4.0	<4.0	**46**	<4.0	**1,590 J**	<4.0	--	<40	<40	<40	--	--	--
SG-10-03B	SG-10-03B-45	08/24/2022	45.0	<100	<100	<20	<100	<100	**150 J**	<100	**14,000 J+**	<10	--	--	--	--	--	--	<100
SG-10-04	SG-10-04-10	06/24/2020	10.0	**56**	<8.0	**6.0 J**	<8.0	<8.0	**357**	<8.0	**23,400**	<8.0	--	<80	<80	<80	--	--	--
SG-10-04	SG-10-04-10	10/29/2020	10.0	**57**	<8.0	<8.0	<8.0	<8.0	**362**	<8.0	**23,400**	<8.0	--	<80	<80	<80	--	--	--
SG-10-04	SG-10-04-10	12/10/2020	10.0	<8.0	<8.0	<8.0	<8.0	<8.0	**9.0**	<8.0	**181**	<8.0	--	<80	<80	<80	--	--	--
SG-10-04	SG-10-04-10	01/11/2021	10.0	**15**	<8.0	<8.0	<8.0	<8.0	**54**	<8.0	**2,760**	<8.0	--	<80	<80	<80	--	--	--
SG-10-04	SG-10-04-10	09/13/2021	10.0	**47**	<8.0	**3.0 J**	<8.0	<8.0	**273**	<8.0	**14,000 J+**	<8.0	--	<80	<80	<80	--	--	--
SG-10-04	SG-10-04-10 REP	09/13/2021	10.0	**43**	<8.0	<8.0	<8.0	<8.0	**259**	<8.0	**13,200 J+**	<8.0	--	<80	<80	<80	--	--	--
SG-10-04	SG-10-04-10	01/13/2022	10.0	**25**	<4.0	<4.0	<4.0	<4.0	**146**	<4.0	**8,020 J**	<4.0	--	<40	<40	<40	--	--	--
SG-10-04	SG-10-04-10 REP	01/13/2022	10.0	**27**	<4.0	<4.0	<4.0	<4.0	**160**	<4.0	**8,810 J**	<4.0	--	<40	<40	<40	--	--	--
SG-10-04	SG-10-04-10	08/24/2022	10.0	<100	<100	<20	<100	<100	**250**	<100	**11,000**	<10	--	--	--	--	--	--	<100
SG-10-04	SG-10-04-20	06/24/2020	20.0	**134**	<8.0	**48**	**7.0 J**	<8.0	**522**	<8.0	**36,400**	<8.0	--	<80	<80	<80	--	--	--
SG-10-04	SG-10-04-20	10/29/2020	20.0	**169**	<8.0	**17**	**9.0**	<8.0	**630**	<8.0	**42,800**	<8.0	--	<80	<80	<80	--	--	--
SG-10-04	SG-10-04-20	12/10/2020	20.0	**9.0**	<8.0	<8.0	<8.0	<8.0	**50**	<8.0	**2,060**	<8.0	--	<80	<80	<80	--	--	--
SG-10-04	SG-10-04-20	01/11/2021	20.0	**113**	**4.0 J**	**52**	<8.0	<8.0	**359**	<8.0	**20,500**	<8.0	--	<80	<80	<80	--	--	--
SG-10-04	SG-10-04-20	09/13/2021	20.0	**140**	**2.0 J**	**46**	**5.0 J**	<8.0	**494**	<8.0	**27,800 J+**	<8.0	--	<80	<80	<80	--	--	--
SG-10-04	SG-10-04-20	01/13/2022	20.0	**108**	<4.0	**36 J+**	**4.0**	<4.0	**414**	<4.0	**24,500 J**	<4.0	--	<40	<40	<40	--	--	--
SG-10-04	SG-10-04-20	08/24/2022	20.0	**110 J+**	<100	<20	<100	<100	**450**	<100	**17,000**	<10	--	--	--	--	--	--	<100
SG-10-04	SG-10-04-40	06/24/2020	40.0	**166**	<8.0	**113**	<8.0	<8.0	**543**	<8.0	**39,800**	<8.0	--	<80	<80	<80	--	--	--
SG-10-04	SG-10-04-40 REP	06/24/2020	40.0	**160**	<8.0	**108**	<8.0	<8.0	**556**	<8.0	**39,400**	<8.0	--	<80	<80	<80	--	--	--
SG-10-04	SG-10-04-40	10/29/2020	40.0	**207**	<8.0	**71**	**9.0**	<8.0	**697**	<8.0	**44,700**	<8.0	--	<80	<80	<80	--	--	--

TABLE A-4

HISTORICAL SOIL GAS SAMPLING RESULTS
Former Ford Aeronutronic Facility
Newport Beach, California

Sampling Location	Sample ID	Date Sampled [2]	Depth of Sample (feet bgs)	Volatile Organic Compounds [1] (µg/m³)									Leak Detection Compounds [1]						
				1,1-DCE	1,1-DCA	1,2-DCA	cis-1,2-DCE	trans-1,2-DCE	PCE	1,1,1-TCA	TCE	Vinyl Chloride	2-Propanol (µg/m³)	Heptane (µg/m³)	Hexane (µg/m³)	Pentane (µg/m³)	Helium (ppmv)	TFA (µg/m³)	DFA (µg/m³)
SG-10-04	SG-10-04-40	12/10/2020	40.0	**84**	<8.0	<8.0	<8.0	<8.0	**85**	<8.0	**5,260**	<8.0	--	<80	<80	<80	--	--	--
SG-10-04	SG-10-04-40	01/11/2021	40.0	**263**	**9.0**	**171**	**11**	<8.0	**557**	<8.0	**52,600**	<8.0	--	<80	<80	<80	--	--	--
SG-10-04	SG-10-04-40	09/13/2021	40.0	**171**	<8.0	**110**	**6.0 J**	<8.0	**514**	<8.0	**30,500 J+**	<8.0	--	<80	<80	<80	--	--	--
SG-10-04	SG-10-04-40	01/13/2022	40.0	**144**	**5.0**	**109 J+**	**7.0**	<4.0	**542**	<4.0	**29,800 J**	<4.0	--	<40	<40	<40	--	--	--
SG-10-04	SG-10-04-40	08/24/2022	40.0	<400	<400	<80	<400	<400	**400**	<400	**23,000**	<40	--	--	--	--	--	--	<400
SG-10-05	SG-10-05-5	06/24/2020	5.0	<8.0	<8.0	<8.0	<8.0	<8.0	**225**	<8.0	**13,900**	<8.0	--	<80	<80	<80	--	--	--
SG-10-05	SG-10-05-5	10/29/2020	5.0	<8.0	<8.0	<8.0	<8.0	<8.0	**258**	<8.0	**14,400**	<8.0	--	<80	<80	<80	--	--	--
SG-10-05	SG-10-05-5	12/10/2020	5.0	7.0 J	<8.0	<8.0	<8.0	<8.0	**8.0 J**	<8.0	**339**	<8.0	--	<80	<80	<80	--	--	--
SG-10-05	SG-10-05-5	01/11/2021	5.0	<8.0	<8.0	<8.0	<8.0	<8.0	**19**	<8.0	**631**	<8.0	--	<80	<80	<80	--	--	--
SG-10-05	SG-10-05-5	09/13/2021	5.0	<8.0	<8.0	<8.0	<8.0	<8.0	**167**	<8.0	**7,640 J+**	<8.0	--	<80	<80	<80	--	--	--
SG-10-05	SG-10-05-5	01/13/2022	5.0	**6.0**	<4.0	<4.0	<4.0	<4.0	**109**	<4.0	**5,860 J**	<4.0	--	<40	<40	<40	--	--	--
SG-10-05	SG-10-05-5 REP	01/13/2022	5.0	**6.0**	<4.0	<4.0	<4.0	<4.0	**109**	<4.0	**5,780 J**	<4.0	--	<40	<40	<40	--	--	--
SG-10-05	SG-10-05-5	08/24/2022	5.0	<100	<100	<20	<100	<100	**180**	<100	**7,600**	<10	--	--	--	--	--	--	<100
SG-10-05	SG-10-05-25	06/24/2020	25.0	**87**	<8.0	**31**	<8.0	<8.0	**442**	<8.0	**32,300**	<8.0	--	<80	<80	<80	--	--	--
SG-10-05	SG-10-05-25	10/29/2020	25.0	<8.0	<8.0	<8.0	**7.0 J**	<8.0	**572**	<8.0	**37,300**	<8.0	--	<80	<80	<80	--	--	--
SG-10-05	SG-10-05-25	12/10/2020	25.0	6.0 J	<8.0	<8.0	**6.0 J**	<8.0	**45**	<8.0	**125**	<8.0	--	<80	<80	<80	--	--	--
SG-10-05	SG-10-05-25	01/11/2021	25.0	**46**	<8.0	**32**	<8.0	<8.0	**176**	<8.0	**13,000**	<8.0	--	<80	<80	<80	--	--	--
SG-10-05	SG-10-05-25	09/13/2021	25.0	**78**	<8.0	**28**	<8.0	<8.0	**366**	<8.0	**22,500 J+**	<8.0	--	<80	<80	<80	--	--	--
SG-10-05	SG-10-05-25	01/13/2022	25.0	**67**	<4.0	**26 J+**	<4.0	<4.0	**363**	<4.0	**18,700 J**	<4.0	--	<40	<40	<40	--	--	--
SG-10-05	SG-10-05-25	08/24/2022	25.0	<100	<100	<20	<100	<100	**360**	<100	**17,000**	<10	--	--	--	--	--	--	<100
SG-10-05	SG-10-05-45	06/24/2020	45.0	<8.0	<8.0	**94**	<8.0	<8.0	**459**	<8.0	**33,600**	<8.0	--	<80	<80	<80	--	--	--
SG-10-05	SG-10-05-45	10/29/2020	45.0	**136**	<8.0	**56**	**6.0 J**	<8.0	**670**	<8.0	**37,400**	<8.0	--	<80	<80	<80	--	--	--
SG-10-05	SG-10-05-45 REP	10/29/2020	45.0	**149**	<8.0	**60**	**5.0 J**	<8.0	**719**	<8.0	**39,600**	<8.0	--	<80	<80	<80	--	--	--
SG-10-05	SG-10-05-45	12/10/2020	45.0	<8.0	<8.0	<8.0	<8.0	<8.0	<8.0	<8.0	**6.0 J**	<8.0	--	<80	<80	<80	--	--	--
SG-10-05	SG-10-05-45	01/11/2021	45.0	**149**	**6.0 J**	**139**	**8.0**	<8.0	**562**	<8.0	**55,000**	<8.0	--	<80	<80	<80	--	--	--
SG-10-05	SG-10-05-45	09/13/2021	45.0	**96**	<8.0	**92**	**3.0 J**	<8.0	**760**	<8.0	**24,800 J+**	<8.0	--	<80	<80	<80	--	--	--
SG-10-05	SG-10-05-45	01/13/2022	45.0	**71**	<4.0	<4.0	<4.0	<4.0	**630**	<4.0	**17,900 J**	<4.0	--	<40	<40	<40	--	--	--
SG-10-05	SG-10-05-45	08/24/2022	45.0	<400	<400	<80	<400	<400	**460**	<400	**18,000**	<40	--	--	--	--	--	--	<400
Big Canyon Arroyo Area Soil Gas Probes *																			
SG-16	SG-16-5	06/04/2018	5.0	<5.0	<5.0	<5.0	<10	<10	**10**	<5.0	<5.0	<5.0	<290	--	--	--	--	--	--
SG-16	SG-16-5	01/28/2019	5.0	<8.0	<8.0	<8.0	<8.0	<8.0	<8.0	<8.0	<8.0	<8.0	--	<80	--	<80	--	--	--
SG-16	SG-16-5	07/22/2019	5.0	<8.0	<8.0	<8.0	<8.0	<8.0	<8.0	<8.0	**33**	<8.0	--	<80	<80	<80	--	--	--
SG-16	SG-16-5	02/03/2020	5.0	<8.0	<8.0	<8.0	<8.0	<8.0	<8.0	<8.0	<8.0	<8.0	--	<80	<80	<80	--	--	--
SG-16	SG-16-5	08/17/2020	5.0	<8.0	<8.0	<8.0	<8.0	<8.0	<8.0	<8.0	<8.0	<8.0	--	<80	<80	<80	--	--	--
SG-16	SG-16-5	02/22/2021	5.0	<8.0	<8.0	<8.0	<8.0	<8.0	<8.0	<8.0	<8.0	<8.0	--	<80	<80	<80	--	--	--
SG-16	SG-16-5	09/20/2021	5.0	<8.0	<8.0	<8.0	<8.0	<8.0	<8.0	<8.0	<8.0	<8.0	--	<80	<80	<80	--	--	--
SG-16	SG-16-5	01/24/2022	5.0	<4.0	<4.0	<4.0	<4.0	<4.0	<4.0	<4.0	<4.0	<4.0 UJ	--	<40	<40	<40	--	--	--
SG-16	SG-16-15	06/04/2018	15.0	<5.0	<5.0	<5.0	<10	<10	**9.2**	<5.0	**31**	<5.0	<290	--	--	--	--	--	--
SG-16	SG-16-15	01/28/2019	15.0	<8.0	<8.0	<8.0	<8.0	<8.0	<8.0	<8.0	**84**	<8.0	--	<80	--	<80	--	--	--
SG-16	SG-16-15	07/22/2019	15.0	<8.0	<8.0	<8.0	<8.0	<8.0	<8.0	<8.0	**40**	<8.0	--	<80	<80	<80	--	--	--
SG-16	SG-16-15 REP	07/22/2019	15.0	<8.0	<8.0	<8.0	<8.0	<8.0	<8.0	<8.0	**33**	<8.0	--	<80	<80	<80	--	--	--
SG-16	SG-16-15	02/03/2020	15.0	<8.0	<8.0	<8.0	<8.0	<8.0	<8.0	<8.0	**35**	<8.0	--	<80	<80	<80	--	--	--
SG-16	SG-16-15 REP	02/03/2020	15.0	<8.0	<8.0	<8.0	<8.0	<8.0	<8.0	<8.0	**40**	<8.0	--	<80	<80	<80	--	--	--
SG-16	SG-16-15	08/17/2020	15.0	<8.0	<8.0	<8.0	<8.0	<8.0	**7.0 J**	<8.0	**25**	<8.0	--	<80	<80	<80	--	--	--
SG-16	SG-16-15 REP	08/17/2020	15.0	<8.0	<8.0	<8.0	<8.0	<8.0	**6.0 J**	<8.0	**19**	<8.0	--	<80	<80	<80	--	--	--
SG-16	SG-16-15	02/22/2021	15.0	<8.0	<8.0	<8.0	<8.0	<8.0	<8.0	<8.0	**5.0 J**	<8.0	--	<80	<80	<80	--	--	--
SG-16	SG-16-15	09/20/2021	15.0	<8.0	<8.0	<8.0	<8.0	<8.0	<8.0	<8.0	<8.0	<8.0	--	<80	<80	<80	--	--	--
SG-16	SG-16-15	01/24/2022	15.0	<4.0	<4.0	<4.0	<4.0	<4.0	**4.0**	<4.0	**4.0**	<4.0 UJ	--	<40	<40	<40	--	--	--
SG-17	SG-17-4	06/04/2018	4.0	<5.0	<5.0	<5.0	<10	<10	**14**	<5.0	<5.0	<5.0	<290	--	--	--	--	--	--
SG-18	SG-18-5	06/04/2018	5.0	<5.0	<5.0	<5.0	<10	<10	**11**	<5.0	<5.0	<5.0	<290	--	--	--	--	--	--

TABLE A-4

HISTORICAL SOIL GAS SAMPLING RESULTS
Former Ford Aeronutronic Facility
Newport Beach, California

Sampling Location	Sample ID	Date Sampled [2]	Depth of Sample (feet bgs)	Volatile Organic Compounds [1] (µg/m³)									Leak Detection Compounds [1]						
				1,1-DCE	1,1-DCA	1,2-DCA	cis-1,2-DCE	trans-1,2-DCE	PCE	1,1,1-TCA	TCE	Vinyl Chloride	2-Propanol (µg/m³)	Heptane (µg/m³)	Hexane (µg/m³)	Pentane (µg/m³)	Helium (ppmv)	TFA (µg/m³)	DFA (µg/m³)
SG-18	SG-18-5	01/28/2019	5.0	<8.0	<8.0	<8.0	<8.0	<8.0	<8.0	<8.0	<8.0	<8.0	--	<80	--	<80	--	--	--
SG-18	SG-18-5	07/22/2019	5.0	<8.0	<8.0	<8.0	<8.0	<8.0	<8.0	<8.0	<8.0	<8.0	--	<80	<80	<80	--	--	--
SG-18	SG-18-5	02/03/2020	5.0	<8.0	<8.0	<8.0	<8.0	<8.0	<8.0	<8.0	<8.0	<8.0	--	<80	<80	<80	--	--	--
SG-18	SG-18-5	08/17/2020	5.0	<8.0	<8.0	<8.0	<8.0	<8.0	<8.0	<8.0	<8.0	<8.0	--	<80	<80	<80	--	--	--
SG-18	SG-18-5	02/22/2021	5.0	<8.0	<8.0	<8.0	<8.0	<8.0	<8.0	<8.0	<8.0	<8.0	--	<80	<80	<80	--	--	--
SG-18	SG-18-5	09/20/2021	5.0	<8.0	<8.0	<8.0	<8.0	<8.0	<8.0	<8.0	<8.0	<8.0	--	<80	<80	<80	--	--	--
SG-18	SG-18-5	01/24/2022	5.0	<4.0	<4.0	<4.0	<4.0	<4.0	<4.0	<4.0	<4.0	<4.0 UJ	--	<40	<40	<40	--	--	--
SG-18	SG-18-15	06/04/2018	15.0	<5.0	<5.0	<5.0	<10	<10	**24**	<5.0	<5.0	<5.0	<290	--	--	--	--	--	--
SG-18	SG-18-15	01/28/2019	15.0	<8.0	<8.0	<8.0	<8.0	<8.0	<8.0	<8.0	<8.0	<8.0	--	<80	--	<80	--	--	--
SG-18	SG-18-15	07/22/2019	15.0	<8.0	<8.0	<8.0	<8.0	<8.0	<8.0	<8.0	<8.0	<8.0	--	<80	<80	<80	--	--	--
SG-18	SG-18-15	02/03/2020	15.0	<8.0	<8.0	<8.0	<8.0	<8.0	<8.0	<8.0	<8.0	<8.0	--	<80	<80	<80	--	--	--
SG-19	SG-19-5	06/04/2018	5.0	<5.0	<5.0	<5.0	<10	<10	**10**	<5.0	<5.0	<5.0	<290	--	--	--	--	--	--
SG-19	SG-19-5	01/28/2019	5.0	<8.0	<8.0	<8.0	<8.0	<8.0	<8.0	<8.0	<8.0	<8.0	--	<80	--	<80	--	--	--
SG-19	SG-19-5	07/22/2019	5.0	<8.0	<8.0	<8.0	<8.0	<8.0	**89**	<8.0	<8.0	<8.0 UJ	--	<80	<80	<80	--	--	--
SG-19	SG-19-5	02/03/2020	5.0	<8.0	<8.0	<8.0	<8.0	<8.0	<8.0	<8.0	<8.0	<8.0	--	<80	<80	<80	--	--	--
SG-19	SG-19-5	08/17/2020	5.0	<8.0	<8.0	<8.0	<8.0	<8.0	<8.0	<8.0	<8.0	<8.0	--	<80	<80	<80	--	--	--
SG-19	SG-19-5	02/22/2021	5.0	<8.0	<8.0	<8.0	<8.0	<8.0	<8.0	<8.0	<8.0	<8.0	--	<80	<80	<80	--	--	--
SG-19	SG-19-5	09/20/2021	5.0	<8.0	<8.0	<8.0	<8.0	<8.0	<8.0	<8.0	<8.0	<8.0	--	<80	<80	<80	--	--	--
SG-19	SG-19-5	01/24/2022	5.0	<4.0	<4.0	<4.0	<4.0	<4.0	<4.0	<4.0	<4.0	<4.0 UJ	--	<40	<40	<40	--	--	--
SG-19	SG-19-15	06/04/2018	15.0	<5.0	<5.0	<5.0	<10	<10	**24**	<5.0	<5.0	<5.0	<290	--	--	--	--	--	--
SG-19	SG-19-15	01/28/2019	15.0	<8.0	<8.0	<8.0	<8.0	<8.0	<8.0	<8.0	<8.0	<8.0	--	<80	--	<80	--	--	--
SG-19	SG-19-15	07/22/2019	15.0	<8.0	<8.0	<8.0	<8.0	<8.0	**186**	<8.0	<8.0	<8.0 UJ	--	<80	<80	<80	--	--	--
SG-19	SG-19-15	02/03/2020	15.0	<8.0	<8.0	<8.0	<8.0	<8.0	<8.0	<8.0	<8.0	<8.0	--	<80	<80	<80	--	--	--
SG-19	SG-19-15	01/24/2022	15.0	<4.0	<4.0	<4.0	<4.0	<4.0	<4.0	<4.0	<4.0	<4.0 UJ	--	<40	<40	<40	--	--	--
SG-20	SG-20-5	06/04/2018	5.0	<5.0	<5.0	<5.0	<10	<10	**11**	<5.0	<5.0	<5.0	<290	--	--	--	--	--	--
SG-20	SG-20-5	01/28/2019	5.0	<8.0	<8.0	<8.0	<8.0	<8.0	<8.0	<8.0	<8.0	<8.0	--	<80	--	<80	--	--	--
SG-20	SG-20-5	07/22/2019	5.0	<8.0	<8.0	<8.0	<8.0	<8.0	**116**	<8.0	<8.0	<8.0 UJ	--	<80	<80	<80	--	--	--
SG-20	SG-20-5	02/03/2020	5.0	<8.0	<8.0	<8.0	<8.0	<8.0	<8.0	<8.0	<8.0	<8.0	--	<80	<80	<80	--	--	--
SG-20	SG-20-5	08/17/2020	5.0	<8.0	<8.0	<8.0	<8.0	<8.0	<8.0	<8.0	<8.0	<8.0	--	<80	<80	<80	--	--	--
SG-20	SG-20-5	02/22/2021	5.0	<8.0	<8.0	<8.0	<8.0	<8.0	<8.0	<8.0	<8.0	<8.0	--	<80	<80	<80	--	--	--
SG-20	SG-20-5	09/20/2021	5.0	<8.0	<8.0	<8.0	<8.0	<8.0	<8.0	<8.0	<8.0	<8.0	--	<80	<80	<80	--	--	--
SG-20	SG-20-5	01/24/2022	5.0	<4.0	<4.0	<4.0	<4.0	<4.0	<4.0	<4.0	<4.0	<4.0 UJ	--	<40	<40	<40	--	--	--
SG-20	SG-20-15	01/28/2019	15.0	<8.0	<8.0	<8.0	<8.0	<8.0	<8.0	<8.0	<8.0	<8.0	--	<80	--	<80	--	--	--
SG-20	SG-20-15 REP	01/28/2019	15.0	<8.0	<8.0	<8.0	<8.0	<8.0	<8.0	<8.0	<8.0	<8.0	--	<80	--	<80	--	--	--
SG-20	SG-20-15	07/22/2019	15.0	<8.0	<8.0	<8.0	<8.0	<8.0	**46 J**	<8.0	<8.0	<8.0 UJ	--	<80	<80	<80	--	--	--
SG-20	SG-20-15 REP	07/22/2019	15.0	<8.0	<8.0	<8.0	<8.0	<8.0	**81 J**	<8.0	<8.0	<8.0 UJ	--	<80	<80	<80	--	--	--
SG-20	SG-20-15	02/03/2020	15.0	<8.0	<8.0	<8.0	<8.0	<8.0	<8.0	<8.0	<8.0	<8.0	--	<80	<80	<80	--	--	--
SG-20	SG-20-15	08/17/2020	15.0	<8.0	<8.0	<8.0	<8.0	<8.0	<8.0	<8.0	<8.0	<8.0	--	<80	<80	<80	--	--	--
SG-20	SG-20-15 REP	08/17/2020	15.0	<8.0	<8.0	<8.0	<8.0	<8.0	<8.0	<8.0	<8.0	<8.0	--	<80	<80	<80	--	--	--
SG-20	SG-20-15	02/22/2021	15.0	<8.0	<8.0	<8.0	<8.0	<8.0	<8.0	<8.0	<8.0	<8.0	--	<80	<80	<80	--	--	--
SG-20	SG-20-15	09/20/2021	15.0	<8.0	<8.0	<8.0	<8.0	<8.0	<8.0	<8.0	<8.0	<8.0	--	<80	<80	<80	--	--	--
SG-20	SG-20-15	01/24/2022	15.0	<4.0	<4.0	<4.0	<4.0	<4.0	<4.0	<4.0	<4.0	<4.0 UJ	--	<40	<40	<40	--	--	--
SG-21	SG-21-5	07/30/2018	5.0	<8.0	<8.0	<8.0	<8.0	<8.0	<8.0	<8.0	<8.0	<8.0	<400	--	--	--	--	--	--
SG-21	SG-21-5 REP	07/30/2018	5.0	<8.0	<8.0	<8.0	<8.0	<8.0	<8.0	<8.0	<8.0	<8.0	<400	--	--	--	--	--	--
SG-21	SG-21-5	01/28/2019	5.0	<8.0	<8.0	<8.0	<8.0	<8.0	<8.0	<8.0	<8.0	<8.0	--	<80	--	<80	--	--	--
SG-21	SG-21-5	07/22/2019	5.0	<8.0	<8.0	<8.0	<8.0	<8.0	<8.0	<8.0	<8.0	<8.0	--	<80	<80	<80	--	--	--
SG-21	SG-21-5	02/03/2020	5.0	<8.0	<8.0	<8.0	<8.0	<8.0	<8.0	<8.0	<8.0	<8.0	--	<80	<80	<80	--	--	--
SG-21	SG-21-5	08/17/2020	5.0	<8.0	<8.0	<8.0	<8.0	<8.0	<8.0	<8.0	<8.0	<8.0	--	<80	<80	<80	--	--	--
SG-21	SG-21-5	02/22/2021	5.0	<8.0	<8.0	<8.0	<8.0	<8.0	<8.0	<8.0	<8.0	<8.0	--	<80	<80	<80	--	--	--
SG-21	SG-21-5	09/20/2021	5.0	<8.0	<8.0	<8.0	<8.0	<8.0	<8.0	<8.0	<8.0	<8.0	--	<80	<80	<80	--	--	--

TABLE A-4

HISTORICAL SOIL GAS SAMPLING RESULTS
Former Ford Aeronutronic Facility
Newport Beach, California

Sampling Location	Sample ID	Date Sampled [2]	Depth of Sample (feet bgs)	Volatile Organic Compounds [1] (µg/m³)									Leak Detection Compounds [1]						
				1,1-DCE	1,1-DCA	1,2-DCA	cis-1,2-DCE	trans-1,2-DCE	PCE	1,1,1-TCA	TCE	Vinyl Chloride	2-Propanol (µg/m³)	Heptane (µg/m³)	Hexane (µg/m³)	Pentane (µg/m³)	Helium (ppmv)	TFA (µg/m³)	DFA (µg/m³)
SG-21	SG-21-5	01/24/2022	5.0	<4.0	<4.0	<4.0	<4.0	<4.0	<4.0	<4.0	<4.0	<4.0 UJ	--	<40	<40	<40	--	--	--
SG-21	SG-21-15	07/30/2018	15.0	<8.0	<8.0	<8.0	<8.0	<8.0	<8.0	<8.0	**22**	<8.0	<400	--	--	--	--	--	--
SG-21	SG-21-15	01/28/2019	15.0	<8.0	<8.0	<8.0	<8.0	<8.0	<8.0	<8.0	**8.0 J**	<8.0	--	<80	--	<80	--	--	--
SG-21	SG-21-15	07/22/2019	15.0	<8.0	<8.0	<8.0	<8.0	<8.0	<8.0	<8.0	<8.0	<8.0	--	<80	<80	<80	--	--	--
SG-21	SG-21-15 REP	07/22/2019	15.0	<8.0	<8.0	<8.0	<8.0	<8.0	<8.0	<8.0	<8.0	<8.0	--	<80	<80	<80	--	--	--
SG-21	SG-21-15	02/03/2020	15.0	<8.0	<8.0	<8.0	<8.0	<8.0	<8.0	<8.0	<8.0	<8.0	--	<80	<80	<80	--	--	--
SG-21	SG-21-15 REP	02/03/2020	15.0	<8.0	<8.0	<8.0	<8.0	<8.0	<8.0	<8.0	<8.0	<8.0	--	<80	<80	<80	--	--	--
SG-21	SG-21-15	08/17/2020	15.0	<8.0	<8.0	<8.0	<8.0	<8.0	<8.0	<8.0	<8.0	<8.0	--	<80	<80	<80	--	--	--
SG-21	SG-21-15	02/22/2021	15.0	<8.0	<8.0	<8.0	<8.0	<8.0	<8.0	<8.0	<8.0	<8.0	--	<80	<80	<80	--	--	--
SG-21	SG-21-15 REP	02/22/2021	15.0	<8.0	<8.0	<8.0	<8.0	<8.0	<8.0	<8.0	<8.0	<8.0	--	<80	<80	<80	--	--	--
SG-21	SG-21-15	09/20/2021	15.0	<8.0	<8.0	<8.0	<8.0	<8.0	<8.0	<8.0	<8.0	<8.0	--	<80	<80	<80	--	--	--
SG-21	SG-21-15 REP	09/20/2021	15.0	<8.0	<8.0	<8.0	<8.0	<8.0	<8.0	<8.0	<8.0	<8.0	--	<80	<80	<80	--	--	--
SG-21	SG-21-15	01/24/2022	15.0	<4.0	<4.0	<4.0	<4.0	<4.0	<4.0	<4.0	<4.0	<4.0 UJ	--	<40	<40	<40	--	--	--
SG-21	SG-21-15 REP	01/24/2022	15.0	<4.0	<4.0	<4.0	<4.0	<4.0	<4.0	<4.0	<4.0	<4.0 UJ	--	<40	<40	<40	--	--	--
SG-22	SG-22-5	07/30/2018	5.0	<8.0	<8.0	<8.0	<8.0	<8.0	<8.0	<8.0	<8.0	<8.0	<400	--	--	--	--	--	--
SG-22	SG-22-5	01/28/2019	5.0	<8.0	<8.0	<8.0	<8.0	<8.0	<8.0	<8.0	<8.0	<8.0	--	<80	--	<80	--	--	--
SG-22	SG-22-5	07/22/2019	5.0	<8.0	<8.0	<8.0	<8.0	<8.0	<8.0	<8.0	<8.0	<8.0	--	<80	<80	<80	--	--	--
SG-22	SG-22-5 REP	01/28/2019	5.0	<8.0	<8.0	<8.0	<8.0	<8.0	<8.0	<8.0	<8.0	<8.0	--	<80	--	<80	--	--	--
SG-22	SG-22-5	02/03/2020	5.0	<8.0	<8.0	<8.0	<8.0	<8.0	<8.0	<8.0	<8.0	<8.0	--	<80	<80	<80	--	--	--
SG-22	SG-22-5	08/17/2020	5.0	<8.0	<8.0	<8.0	<8.0	<8.0	<8.0	<8.0	<8.0	<8.0	--	<80	<80	<80	--	--	--
SG-22	SG-22-5	02/22/2021	5.0	<8.0	<8.0	<8.0	<8.0	<8.0	<8.0	<8.0	<8.0	<8.0	--	<80	<80	<80	--	--	--
SG-22	SG-22-5	09/20/2021	5.0	<8.0	<8.0	<8.0	<8.0	<8.0	<8.0	<8.0	<8.0	<8.0	--	<80	<80	<80	--	--	--
SG-22	SG-22-5	01/24/2022	5.0	<4.0	<4.0	<4.0	<4.0	<4.0	<4.0	<4.0	<4.0	<4.0 UJ	--	<40	<40	<40	--	--	--
SG-22	SG-22-15	07/30/2018	15.0	<8.0	<8.0	<8.0	<8.0	<8.0	**10**	<8.0	<8.0	<8.0	<400	--	--	--	--	--	--
SG-23	SG-23-5	07/31/2018	5.0	**20**	**36**	<8.0	**12**	**9.0**	**14**	<8.0	**4,960**	<8.0	<400	--	--	--	--	--	--
SG-23	SG-23-5	08/08/2018	5.0	**10**	<8.0	<8.0	**7.0 J**	<8.0	**8.0 J**	<8.0	**3,760**	<8.0	<400	--	--	--	--	--	--
SG-23	SG-23-5	01/23/2019	5.0	<8.0	**4.0 J**	<8.0	<8.0	<8.0	<8.0	<8.0	**1,250**	<8.0	--	<80	--	<80	--	--	--
SG-23	SG-23-5	07/08/2019	5.0	<8.0	<8.0	<8.0	<8.0	<8.0	<8.0	<8.0	**1,910**	<8.0	--	<80	<80	<80	--	--	--
SG-23	SG-23-5	02/12/2020	5.0	<8.0	<8.0	<8.0	<8.0	<8.0	<8.0	<8.0	**653**	<8.0	--	<80	<80	<80	--	--	--
SG-23	SG-23-5	06/25/2020	5.0	**39**	**4.0 J**	<8.0	**7.0 J**	<8.0	<8.0	<8.0	**2,110**	<8.0	--	<80	<80	<80	--	--	--
SG-23	SG-23-5	08/18/2020	5.0	**50**	**22**	<8.0	**14**	**5.0 J**	**9.0**	<8.0	**4,210**	<8.0	--	<80	<80	<80	--	--	--
SG-23	SG-23-5	10/28/2020	5.0	**10**	**8.0**	<8.0	**12**	<8.0	<8.0	<8.0	**2,420**	<8.0	--	<80	<80	<80	--	--	--
SG-23	SG-23-5 [5]	11/16/2020	5.0	<8.0	<8.0	<8.0	<8.0	<8.0	<8.0	<8.0	**120**	<8.0	--	<80	<80	<80	--	--	--
SG-23	SG-23-5	01/05/2021	5.0	**8.0 J**	**6.0 J**	<8.0	**6.0 J**	<8.0	<8.0	<8.0	**671**	<8.0	--	<80	<80	<80	--	--	--
SG-23	SG-23-5	09/08/2021	5.0	**7.0 J**	**9.0**	<8.0	**3.0 J**	<8.0	**7.0 J**	<8.0	**2,200**	<8.0	--	<80	<80	<80	--	--	--
SG-23	SG-23-5	02/08/2022	5.0	<4.0	<4.0 UJ	<4.0	<4.0	<4.0	<4.0	<4.0	**11 J**	<4.0	--	<40	<40	<40	--	--	--
SG-23	SG-23-15	07/31/2018	15.0	**744**	**288**	<8.0	**214**	**61**	**22**	<8.0	**17,900**	<8.0	<400	--	--	--	--	--	--
SG-23	SG-23-15	08/08/2018	15.0	**562**	**231**	<8.0	**171**	**45**	**16**	<8.0	**15,800**	<8.0	<400	--	--	--	--	--	--
SG-23	SG-23-15 [5]	11/16/2020	15.0	<8.0	<8.0	<8.0	<8.0	<8.0	<8.0	<8.0	**22**	<8.0	--	<80	<80	<80	--	--	--
SG-23	SG-23-15	10/06/2022	15.0	<100 UJ	<100 UJ	<20 UJ	<100 UJ	<100 UJ	<20 UJ	<100 UJ	**470 J-**	<10 UJ	--	--	--	--	--	--	<100
SG-23	SG-23-15 REP	10/06/2022	15.0	<100	<100	<20	<100	<100	<20	<100	**520**	<10	--	--	--	--	--	--	<100
SG-24	SG-24-5	07/30/2018	5.0	<8.0	<8.0	<8.0	<8.0	<8.0	<8.0	<8.0	<8.0	<8.0	<400	--	--	--	--	--	--
SG-24	SG-24-5	01/28/2019	5.0	<8.0	<8.0	<8.0	<8.0	<8.0	<8.0	<8.0	<8.0	<8.0	--	<80	--	<80	--	--	--
SG-24	SG-24-5	07/22/2019	5.0	<8.0	<8.0	<8.0	<8.0	<8.0	<8.0	<8.0	<8.0	<8.0	--	<80	<80	<80	--	--	--
SG-24	SG-24-5	02/03/2020	5.0	<8.0	<8.0	<8.0	<8.0	<8.0	<8.0	<8.0	<8.0	<8.0	--	<80	<80	<80	--	--	--
SG-24	SG-24-5	08/17/2020	5.0	<8.0	<8.0	<8.0	<8.0	<8.0	<8.0	<8.0	<8.0	<8.0	--	<80	<80	<80	--	--	--
SG-24	SG-24-5	02/22/2021	5.0	<8.0	<8.0	<8.0	<8.0	<8.0	<8.0	<8.0	<8.0	<8.0	--	<80	<80	<80	--	--	--
SG-24	SG-24-5	09/20/2021	5.0	<8.0	<8.0	<8.0	<8.0	<8.0	<8.0	<8.0	<8.0	<8.0	--	<80	<80	<80	--	--	--
SG-24	SG-24-5	01/24/2022	5.0	<4.0	<4.0	<4.0	<4.0	<4.0	<4.0	<4.0	<4.0	<4.0 UJ	--	<40	<40	<40	--	--	--
SG-24	SG-24-5	09/19/2022	5.0	<100	<100	<20	<100	<100	<20	<100	<20	<10	--	--	--	--	--	--	<100

TABLE A-4

HISTORICAL SOIL GAS SAMPLING RESULTS
Former Ford Aeronutronic Facility
Newport Beach, California

Sampling Location	Sample ID	Date Sampled [2]	Depth of Sample (feet bgs)	Volatile Organic Compounds [1] (µg/m³)									Leak Detection Compounds [1]						
				1,1-DCE	1,1-DCA	1,2-DCA	cis-1,2-DCE	trans-1,2-DCE	PCE	1,1,1-TCA	TCE	Vinyl Chloride	2-Propanol (µg/m³)	Heptane (µg/m³)	Hexane (µg/m³)	Pentane (µg/m³)	Helium (ppmv)	TFA (µg/m³)	DFA (µg/m³)
SG-24	SG-24-15	07/30/2018	15.0	<8.0	<8.0	<8.0	<8.0	<8.0	<8.0	<8.0	<8.0	<8.0	<400	--	--	--	--	--	--
SG-24	SG-24-15	01/28/2019	15.0	<8.0	<8.0	<8.0	<8.0	<8.0	<8.0	<8.0	<8.0	<8.0	--	<80	--	<80	--	--	--
SG-24	SG-24-15	07/22/2019	15.0	<8.0	<8.0	<8.0	<8.0	<8.0	<8.0	<8.0	<8.0	<8.0	--	<80	<80	<80	--	--	--
SG-24	SG-24-15	02/03/2020	15.0	<8.0	<8.0	<8.0	<8.0	<8.0	<8.0	<8.0	<8.0	<8.0	--	<80	<80	<80	--	--	--
SG-24	SG-24-15	08/17/2020	15.0	<8.0	<8.0	<8.0	<8.0	<8.0	<8.0	<8.0	<8.0	<8.0	--	<80	<80	<80	--	--	--
SG-24	SG-24-15	02/22/2021	15.0	<8.0	<8.0	<8.0	<8.0	<8.0	<8.0	<8.0	<8.0	<8.0	--	<80	<80	<80	--	--	--
SG-24	SG-24-15	09/20/2021	15.0	<8.0	<8.0	<8.0	<8.0	<8.0	<8.0	<8.0	<8.0	<8.0	--	<80	<80	<80	--	--	--
SG-24	SG-24-15	01/24/2022	15.0	<4.0	<4.0	<4.0	<4.0	<4.0	<4.0	<4.0	<4.0	<4.0 UJ	--	<40	<40	<40	--	--	--
SG-24	SG-24-15 REP	01/24/2022	15.0	<4.0	<4.0	<4.0	<4.0	<4.0	<4.0	<4.0	<4.0	<4.0 UJ	--	<40	<40	<40	--	--	--
SG-24	SG-24-15	09/19/2022	15.0	<100	<100	<20	<100	<100	<20	<100	<20	<10	--	--	--	--	--	--	<100
SG-24	SG-24-15 REP	09/19/2022	15.0	<100	<100	<20	<100	<100	<20	<100	<20	<10	--	--	--	--	--	--	<100
SG-25	SG-25-5	07/30/2018	5.0	<8.0	<8.0	<8.0	<8.0	<8.0	<8.0	<8.0	<8.0	<8.0	<400	--	--	--	--	--	--
SG-25	SG-25-5	01/23/2019	5.0	<8.0	<8.0	<8.0	<8.0	<8.0	<8.0	<8.0	<8.0	<8.0	--	<80	--	<80	--	--	--
SG-25	SG-25-5 REP	01/23/2019	5.0	<8.0	<8.0	<8.0	<8.0	<8.0	<8.0	<8.0	<8.0	<8.0	--	<80	--	<80	--	--	--
SG-25	SG-25-5	07/25/2019	5.0	<8.0	<8.0	<8.0	<8.0	<8.0	<8.0	<8.0	<8.0	<8.0	--	<80	<80	<80	--	--	--
SG-25	SG-25-5	02/12/2020	5.0	<8.0	<8.0	<8.0	<8.0	<8.0	<8.0	<8.0	<8.0	<8.0	--	<80	<80	<80	--	--	--
SG-25	SG-25-5	08/24/2020	5.0	<8.0	<8.0	<8.0	<8.0	<8.0	<8.0	<8.0	<8.0	<8.0	--	<80	<80	<80	--	--	--
SG-25	SG-25-5	01/06/2021	5.0	<8.0	<8.0	<8.0	<8.0	<8.0	<8.0	<8.0	<8.0	<8.0	--	<80	<80	<80	--	--	--
SG-25	SG-25-5	09/08/2021	5.0	<8.0	<8.0	<8.0	<8.0	<8.0	<8.0 UJ	<8.0	<8.0	<8.0	--	<80	<80	<80	--	--	--
SG-25	SG-25-5	02/04/2022	5.0	<4.0	<4.0	<4.0	<4.0	<4.0	<4.0	<4.0	<4.0	<4.0	--	<40	<40	<40	--	--	--
SG-25	SG-25-15	07/30/2018	15.0	<8.0	<8.0	<8.0	<8.0	<8.0	<8.0	<8.0	<8.0	<8.0	--	--	--	--	--	--	--
SG-25	SG-25-15	01/23/2019	15.0	<8.0	<8.0	<8.0	<8.0	<8.0	<8.0	<8.0	<8.0	<8.0	--	<80	--	<80	--	--	--
SG-26	SG-26-5	07/30/2018	5.0	<8.0	<8.0	**5.0 J**	<8.0	<8.0	**8.0**	<8.0	<8.0	<8.0	<400	--	--	--	--	--	--
SG-27	SG-27-5	07/31/2018	5.0	<8.0	<8.0	<8.0	<8.0	<8.0	**26**	<8.0	**58**	<8.0	<400	--	--	--	--	--	--
SG-27	SG-27-5	01/23/2019	5.0	<8.0	<8.0	<8.0	<8.0	<8.0	<8.0	<8.0	<8.0	<8.0	--	<80	--	<80	--	--	--
SG-27	SG-27-5	07/08/2019	5.0	<8.0	<8.0	<8.0	<8.0	<8.0	<8.0	<8.0	<8.0	<8.0	--	<80	<80	<80	--	--	--
SG-27	SG-27-5	02/12/2020	5.0	<8.0	<8.0	<8.0	<8.0	<8.0	<8.0	<8.0	<8.0	<8.0	--	<80	<80	<80	--	--	--
SG-27	SG-27-5	08/20/2020	5.0	<8.0	<8.0	<8.0	<8.0	<8.0	**15**	<8.0	<8.0	<8.0	--	<80	<80	<80	--	--	--
SG-27	SG-27-5	01/05/2021	5.0	<8.0	<8.0	<8.0	<8.0	<8.0	**5.0 J**	<8.0	<8.0	<8.0	--	<80	<80	<80	--	--	--
SG-27	SG-27-5	09/08/2021	5.0	<8.0	<8.0	<8.0	<8.0	**3.0 J**	**8.0 J**	<8.0	<8.0	<8.0	--	<80	<80	<80	--	--	--
SG-27	SG-27-5	02/08/2022	5.0	<4.0	<4.0 UJ	<4.0	<4.0	<4.0	<4.0	<4.0	<4.0 UJ	<4.0	--	<40	<40	<40	--	--	--
SG-27	SG-27-15	07/31/2018	15.0	<8.0	<8.0	<8.0	<8.0	<8.0	**12**	<8.0	<8.0	<8.0	<400	--	--	--	--	--	--
SG-27	SG-27-15	01/23/2019	15.0	<8.0	<8.0	<8.0	<8.0	<8.0	**10**	<8.0	<8.0	<8.0	--	<80	--	<80	--	--	--
SG-27	SG-27-15	07/08/2019	15.0	<8.0	<8.0	<8.0	<8.0	<8.0	<8.0	<8.0	<8.0	<8.0	--	<80	<80	<80	--	--	--
SG-27	SG-27-15	02/12/2020	15.0	<8.0	<8.0	<8.0	<8.0	<8.0	**6.0 J**	<8.0	<8.0	<8.0	--	<80	<80	<80	--	--	--
SG-27	SG-27-15 REP	02/12/2020	15.0	<8.0	<8.0	<8.0	<8.0	<8.0	**6.0 J**	<8.0	<8.0	<8.0	--	<80	<80	<80	--	--	--
SG-27	SG-27-15	08/20/2020	15.0	<8.0	<8.0	<8.0	<8.0	<8.0	**15**	<8.0	<8.0	<8.0	--	<80	<80	<80	--	--	--
SG-27	SG-27-15	01/05/2021	15.0	<8.0	<8.0	<8.0	<8.0	<8.0	**11**	<8.0	<8.0	<8.0	--	<80	<80	<80	--	--	--
SG-27	SG-27-15	09/08/2021	15.0	<8.0	<8.0	<8.0	<8.0	<8.0	**10 J**	<8.0	<8.0	<8.0	--	<80	<80	<80	--	--	--
SG-27	SG-27-15	02/08/2022	15.0	<4.0	<4.0 UJ	<4.0	<4.0	<4.0	**11**	<4.0	<4.0 UJ	<4.0	--	<40	<40	<40	--	--	--
SG-28	SG-28-5	07/31/2018	5.0	<8.0	<8.0	<8.0	<8.0	<8.0	**79**	<8.0	<8.0	<8.0	<400	--	--	--	--	--	--
SG-28	SG-28-5 REP	07/31/2018	5.0	<8.0	<8.0	<8.0	<8.0	<8.0	**62**	<8.0	<8.0	<8.0	<400	--	--	--	--	--	--
SG-28	SG-28-5	01/24/2019	5.0	<8.0	<8.0	<8.0	<8.0	<8.0	**31**	<8.0	<8.0	<8.0	--	<80	--	<80	--	--	--
SG-28	SG-28-5 REP	01/24/2019	5.0	<8.0	<8.0	<8.0	<8.0	<8.0	**29**	<8.0	<8.0	<8.0	--	<80	--	<80	--	--	--
SG-28	SG-28-5	07/22/2019	5.0	<8.0	<8.0	<8.0	<8.0	<8.0	**120**	<8.0	<8.0	<8.0 UJ	--	<80	<80	<80	--	--	--
SG-28	SG-28-5	02/24/2020	5.0	<8.0	<8.0	<8.0	<8.0	<8.0	**22**	<8.0	<8.0	<8.0	--	<80	<80	<80	--	--	--
SG-28	SG-28-5	08/24/2020	5.0	<8.0	<8.0	<8.0	<8.0	<8.0	**35**	<8.0	<8.0	<8.0	--	<80	<80	<80	--	--	--
SG-28	SG-28-5	01/06/2021	5.0	<8.0	<8.0	<8.0	<8.0	<8.0	**21**	<8.0	<8.0	<8.0	--	<80	<80	<80	--	--	--
SG-28	SG-28-5	09/08/2021	5.0	<8.0	<8.0	<8.0	<8.0	<8.0	**36 J**	<8.0	<8.0	<8.0	--	<80	<80	<80	--	--	--
SG-28	SG-28-5	02/04/2022	5.0	<4.0	<4.0	<4.0	<4.0	<4.0	**18**	<4.0	<4.0	<4.0	--	<40	<40	<40	--	--	--

TABLE A-4

HISTORICAL SOIL GAS SAMPLING RESULTS
Former Ford Aeronutronic Facility
Newport Beach, California

Sampling Location	Sample ID	Date Sampled [2]	Depth of Sample (feet bgs)	Volatile Organic Compounds [1] (µg/m³)									Leak Detection Compounds [1]						
				1,1-DCE	1,1-DCA	1,2-DCA	cis-1,2-DCE	trans-1,2-DCE	PCE	1,1,1-TCA	TCE	Vinyl Chloride	2-Propanol (µg/m³)	Heptane (µg/m³)	Hexane (µg/m³)	Pentane (µg/m³)	Helium (ppmv)	TFA (µg/m³)	DFA (µg/m³)
SG-28	SG-28-15	01/24/2019	15.0	<8.0	<8.0	<8.0	<8.0	<8.0	**86**	<8.0	**12**	<8.0	--	<80	--	<80	--	--	--
SG-28	SG-28-15	07/22/2019	15.0	<8.0	<8.0	<8.0	<8.0	<8.0	**152**	<8.0	<8.0	<8.0 UJ	--	<80	<80	<80	--	--	--
SG-28	SG-28-15	08/24/2020	15.0	<8.0	<8.0	<8.0	<8.0	<8.0	**65**	<8.0	<8.0	<8.0	--	<80	<80	<80	--	--	--
SG-28	SG-28-15	01/06/2021	15.0	<8.0	<8.0	<8.0	<8.0	<8.0	**58**	<8.0	<8.0	<8.0	--	<80	<80	<80	--	--	--
SG-28	SG-28-15	09/08/2021	15.0	<8.0	<8.0	<8.0	<8.0	<8.0	**65 J**	<8.0	<8.0	<8.0	--	<80	<80	<80	--	--	--
SG-28	SG-28-15	02/04/2022	15.0	<4.0	<4.0	<4.0	<4.0	<4.0	**52**	<4.0	<4.0	<4.0	--	<40	<40	<40	--	--	--
SG-29	SG-29-5	07/30/2018	5.0	<8.0	<8.0	<8.0	<8.0	<8.0	**10**	<8.0	<8.0	<8.0	<400	--	--	--	--	--	--
SG-29	SG-29-5	01/28/2019	5.0	<8.0	<8.0	<8.0	<8.0	<8.0	<8.0	<8.0	<8.0	<8.0	--	<80	--	<80	--	--	--
SG-29	SG-29-5	07/22/2019	5.0	<8.0	<8.0	<8.0	<8.0	<8.0	**92**	<8.0	<8.0	<8.0 UJ	--	<80	<80	<80	--	--	--
SG-29	SG-29-5	02/24/2020	5.0	<8.0	<8.0	<8.0	<8.0	<8.0	<8.0	<8.0	<8.0	<8.0	--	<80	<80	<80	--	--	--
SG-29	SG-29-5	08/17/2020	5.0	<8.0	<8.0	<8.0	<8.0	<8.0	<8.0	<8.0	<8.0	<8.0	--	<80	<80	<80	--	--	--
SG-29	SG-29-5	02/22/2021	5.0	<8.0	<8.0	<8.0	<8.0	<8.0	<8.0	<8.0	<8.0	<8.0	--	<80	<80	<80	--	--	--
SG-29	SG-29-5	09/20/2021	5.0	<8.0	<8.0	<8.0	<8.0	<8.0	<8.0	<8.0	<8.0	<8.0	--	<80	<80	<80	--	--	--
SG-29	SG-29-5	01/24/2022	5.0	<4.0	<4.0	<4.0	<4.0	<4.0	<4.0	<4.0	<4.0	<4.0 UJ	--	<40	<40	<40	--	--	--
SG-29	SG-29-15	07/30/2018	15.0	<8.0	<8.0	<8.0	<8.0	<8.0	**10**	<8.0	<8.0	<8.0	<400	--	--	--	--	--	--
SG-29	SG-29-15	01/28/2019	15.0	<8.0	<8.0	<8.0	<8.0	<8.0	<8.0	<8.0	<8.0	<8.0	--	<80	--	<80	--	--	--
SG-29	SG-29-15	07/22/2019	15.0	<8.0	<8.0	<8.0	<8.0	<8.0	**197**	<8.0	<8.0	<8.0 UJ	--	<80	<80	<80	--	--	--
SG-29	SG-29-15	09/20/2021	15.0	<8.0	<8.0	<8.0	<8.0	<8.0	<8.0	<8.0	<8.0	<8.0	--	<80	<80	<80	--	--	--
SG-29	SG-29-15	01/24/2022	15.0	<4.0	<4.0	<4.0	<4.0	<4.0	<4.0	<4.0	<4.0	<4.0 UJ	--	<40	<40	<40	--	--	--
SG-61	SG-61-5	01/25/2019	5.0	<8.0	<8.0	<8.0	<8.0	<8.0	**15**	<8.0	<8.0	<8.0	--	<80	--	<80	--	--	--
SG-61	SG-61-5	07/26/2019	5.0	<8.0	<8.0	<8.0	<8.0	<8.0	<8.0	<8.0	<8.0	<8.0	--	<80	<80	<80	--	--	--
SG-61	SG-61-5	02/12/2020	5.0	<8.0	<8.0	<8.0	<8.0	<8.0	<8.0	<8.0	**8.0**	<8.0	--	<80	<80	<80	--	--	--
SG-61	SG-61-5	08/19/2020	5.0	<8.0	<8.0	<8.0	<8.0	<8.0	<8.0	<8.0	<8.0	<8.0	--	<80	<80	<80	--	--	--
SG-61	SG-61-5	01/15/2021	5.0	<8.0	<8.0	<8.0	<8.0	<8.0	<8.0	<8.0	<8.0	<8.0	--	<80	<80	<80	--	--	--
SG-61	SG-61-5	09/17/2021	5.0	<8.0	<8.0	<8.0	<8.0	<8.0	<8.0	<8.0	<8.0	<8.0	--	<80	<80	<80	--	--	--
SG-61	SG-61-5	01/20/2022	5.0	<4.0	<4.0	<4.0	<4.0	<4.0	<4.0	<4.0	<4.0	<4.0	--	<40	<40	<40	--	--	--
SG-61	SG-61-5	08/22/2022	5.0	<100 UJ	<100	<20	<100	<100 UJ	<20	<100	<20	<10	--	--	--	--	--	--	<100
SG-61	SG-61-15	01/25/2019	15.0	**74**	**28**	<8.0	**162**	**31**	**52**	<8.0	**334**	**20**	--	<80	--	<80	--	--	--
SG-61	SG-61-15	07/26/2019	15.0	**37**	**15**	<8.0	**123**	**20**	**47**	<8.0	**298**	**14**	--	<80	<80	<80	--	--	--
SG-61	SG-61-15	02/12/2020	15.0	**32**	**20**	<8.0	**172**	**34**	**42**	<8.0	**263**	**18**	--	<80	<80	<80	--	--	--
SG-61	SG-61-15	08/19/2020	15.0	**69**	**45**	<8.0	**222**	**53**	**85**	<8.0	**448**	**26**	--	<80	<80	<80	--	--	--
SG-61	SG-61-15	01/15/2021	15.0	**24 J-**	**37**	<8.0	**230**	**49**	**52**	<8.0	**293**	<8.0	--	<80	<80	<80	--	--	--
SG-61	SG-61-15	09/17/2021	15.0	**57**	**27**	<8.0	**172**	**48**	**71**	<8.0	**322**	**20**	--	<80	<80	<80	--	--	--
SG-61	SG-61-15	01/20/2022	15.0	**61**	**43**	<4.0	**211**	**56**	**63**	<4.0	**318 J+**	**15**	--	<40	<40	<40	--	--	--
SG-61	SG-61-15	08/22/2022	15.0	<100 UJ	<100	<20	**200 J+**	<100 UJ	**41 J+**	<100	**220 J+**	<10	--	--	--	--	--	--	<100
SG-62A	SG-62A-5.5	10/02/2019	5.5	<8.0	<8.0	<8.0	<8.0	<8.0	**14**	<8.0	<8.0	<8.0	--	<80	<80	<80	--	--	--
SG-62A	SG-62A-5.5	02/10/2020	5.5	<8.0	<8.0	<8.0	<8.0	<8.0	**11**	<8.0	<8.0	<8.0	--	<80	<80	<80	--	--	--
SG-62A	SG-62A-5.5	08/24/2020	5.5	<8.0	<8.0	<8.0	<8.0	<8.0	**12**	<8.0	<8.0	<8.0	--	<80	<80	<80	--	--	--
SG-62A	SG-62A-5.5	01/28/2021	5.5	<8.0	<8.0	<8.0	<8.0	<8.0	**7.0 J**	<8.0	<8.0	<8.0	--	<80	<80	<80	--	--	--
SG-62A	SG-62A-5.5	02/03/2022	5.5	<4.0	<4.0 UJ	<4.0	<4.0	<4.0	<4.0	<4.0	<4.0 UJ	<4.0	--	<40	<40	<40	--	--	--
SG-62A	SG-62A-5.5	08/11/2022	5.5	<100 R	<100 R	<20 R	<100 R	<100 R	<20 R	<100 R	<20 R	<10 R	--	--	--	--	--	--	**220**
SG-62A	SG-62A-12	10/02/2019	12.0	<8.0	<8.0	<8.0	<8.0	<8.0	**11**	<8.0	<8.0	<8.0	--	<80	<80	<80	--	--	--
SG-62A	SG-62A-12	02/10/2020	12.0	<8.0	<8.0	<8.0	<8.0	<8.0	**14**	<8.0	<8.0	<8.0	--	<80	<80	<80	--	--	--
SG-62A	SG-62A-12 REP	02/10/2020	12.0	<8.0	<8.0	<8.0	<8.0	<8.0	**18**	<8.0	<8.0	<8.0	--	<80	<80	<80	--	--	--
SG-62A	SG-62A-12	08/24/2020	12.0	<8.0	<8.0	<8.0	<8.0	<8.0	**10**	<8.0	<8.0	<8.0	--	<80	<80	<80	--	--	--
SG-62A	SG-62A-12 REP	08/24/2020	12.0	<8.0	<8.0	<8.0	<8.0	<8.0	**12**	<8.0	<8.0	<8.0	--	<80	<80	<80	--	--	--
SG-62A	SG-62A-12	01/28/2021	12.0	<8.0	<8.0	<8.0	<8.0	<8.0	<8.0	<8.0	<8.0	<8.0	--	<80	<80	<80	--	--	--
SG-62A	SG-62A-12	02/03/2022	12.0	<4.0	<4.0 UJ	<4.0	<4.0	<4.0	**6.0**	<4.0	<4.0 UJ	<4.0	--	<40	<40	<40	--	--	--
SG-62A	SG-62A-12	08/11/2022	12.0	<100 R	<100 R	<20 R	<100 R	<100 R	<20 R	<100 R	<20 R	<10 R	--	--	--	--	--	--	**360**
SG-63	SG-63-5	01/28/2019	5.0	<8.0	<8.0	<8.0	<8.0	<8.0	<8.0	<8.0	<8.0	<8.0	--	<80	<80	<80	--	--	--

TABLE A-4

HISTORICAL SOIL GAS SAMPLING RESULTS
Former Ford Aeronutronic Facility
Newport Beach, California

Sampling Location	Sample ID	Date Sampled [2]	Depth of Sample (feet bgs)	Volatile Organic Compounds [1] (µg/m³)									Leak Detection Compounds [1]						
				1,1-DCE	1,1-DCA	1,2-DCA	cis-1,2-DCE	trans-1,2-DCE	PCE	1,1,1-TCA	TCE	Vinyl Chloride	2-Propanol (µg/m³)	Heptane (µg/m³)	Hexane (µg/m³)	Pentane (µg/m³)	Helium (ppmv)	TFA (µg/m³)	DFA (µg/m³)
SG-63	SG-63-5 REP	01/28/2019	5.0	<8.0	<8.0	<8.0	<8.0	<8.0	<8.0	<8.0	<8.0	<8.0	--	<80	--	<80	--	--	--
SG-63	SG-63-5	10/02/2019	5.0	<8.0	<8.0	<8.0	<8.0	<8.0	<8.0	<8.0	<8.0	<8.0	--	<80	<80	<80	--	--	--
SG-63	SG-63-5	02/24/2020	5.0	<8.0	<8.0	<8.0	<8.0	<8.0	<8.0	<8.0	<8.0	<8.0	--	<80	<80	<80	--	--	--
SG-63	SG-63-5	08/17/2020	5.0	<8.0	<8.0	<8.0	<8.0	<8.0	<8.0	<8.0	<8.0	<8.0	--	<80	<80	<80	--	--	--
SG-63	SG-63-5	02/22/2021	5.0	<8.0	<8.0	<8.0	<8.0	<8.0	<8.0	<8.0	<8.0	<8.0	--	<80	<80	<80	--	--	--
SG-63	SG-63-5	09/20/2021	5.0	<8.0	<8.0	<8.0	<8.0	<8.0	<8.0	<8.0	<8.0	<8.0	--	<80	<80	<80	--	--	--
SG-63	SG-63-5	01/24/2022	5.0	<4.0	<4.0	<4.0	<4.0	<4.0	<4.0	<4.0	<4.0	<4.0 UJ	--	<40	<40	<40	--	--	--
SG-63A	SG-63A-13.5	01/24/2022	13.5	<4.0	<4.0	<4.0	<4.0	<4.0	<4.0	<4.0	<4.0	<4.0 UJ	--	<40	<40	<40	--	--	--
SG-65	SG-65-5	09/13/2018	5.0	<8.0	<8.0	<8.0	<8.0	<8.0	<8.0	<8.0	<8.0	<8.0	--	<400	<400	<400	--	--	--
SG-65	SG-65-5	01/24/2019	5.0	<8.0	<8.0	<8.0	<8.0	<8.0	<8.0	<8.0	<8.0	<8.0	--	<80	--	<80	--	--	--
SG-65	SG-65-5	07/22/2019	5.0	<8.0	<8.0	<8.0	<8.0	<8.0	**86**	<8.0	<8.0	<8.0 UJ	--	<80	<80	<80	--	--	--
SG-65	SG-65-5	02/24/2020	5.0	<8.0	<8.0	<8.0	<8.0	<8.0	<8.0	<8.0	<8.0	<8.0	--	<80	<80	<80	--	--	--
SG-65	SG-65-5 REP	02/24/2020	5.0	<8.0	<8.0	<8.0	<8.0	<8.0	<8.0	<8.0	<8.0	<8.0	--	<80	<80	<80	--	--	--
SG-65	SG-65-5	08/24/2020	5.0	<8.0	<8.0	<8.0	<8.0	<8.0	<8.0	<8.0	<8.0	<8.0	--	<80	<80	<80	--	--	--
SG-65	SG-65-5	01/06/2021	5.0	<8.0	<8.0	<8.0	<8.0	<8.0	<8.0	<8.0	<8.0	<8.0	--	<80	<80	<80	--	--	--
SG-65	SG-65-5	09/08/2021	5.0	<8.0	<8.0	<8.0	<8.0	<8.0	<8.0 UJ	<8.0	<8.0	<8.0	--	<80	<80	<80	--	--	--
SG-65	SG-65-5	02/04/2022	5.0	<4.0	<4.0	<4.0	<4.0	<4.0	<4.0	<4.0	<4.0	<4.0	--	<40	<40	<40	--	--	--
SG-65	SG-65-15	09/13/2018	15.0	<8.0	<8.0	<8.0	<8.0	<8.0	<8.0	<8.0	<8.0	<8.0	--	<400	<400	<400	--	--	--
SG-65	SG-65-15	01/24/2019	15.0	<8.0	<8.0	<8.0	<8.0	<8.0	<8.0	<8.0	<8.0	<8.0	--	<80	--	<80	--	--	--
SG-65	SG-65-15	07/22/2019	15.0	<8.0	<8.0	<8.0	<8.0	<8.0	**82**	<8.0	<8.0	<8.0 UJ	--	<80	<80	<80	--	--	--
SG-65	SG-65-15	02/24/2020	15.0	<8.0	<8.0	<8.0	<8.0	<8.0	<8.0	<8.0	<8.0	<8.0	--	<80	<80	<80	--	--	--
SG-65	SG-65-15	08/24/2020	15.0	<8.0	<8.0	<8.0	<8.0	<8.0	<8.0	<8.0	<8.0	<8.0	--	<80	<80	<80	--	--	--
SG-65	SG-65-15	01/06/2021	15.0	<8.0	<8.0	<8.0	<8.0	<8.0	<8.0	<8.0	<8.0	<8.0	--	<80	<80	<80	--	--	--
SG-65	SG-65-15 REP	01/06/2021	15.0	<8.0	<8.0	<8.0	<8.0	<8.0	<8.0	<8.0	<8.0	<8.0	--	<80	<80	<80	--	--	--
SG-65	SG-65-15	09/08/2021	15.0	<8.0	<8.0	<8.0	<8.0	<8.0	<8.0 UJ	<8.0	<8.0	<8.0	--	<80	<80	<80	--	--	--
SG-65	SG-65-15	02/04/2022	15.0	<4.0	<4.0	<4.0	<4.0	<4.0	<4.0	<4.0	<4.0	<4.0	--	<40	<40	<40	--	--	--
SG-66	SG-66-5	09/17/2018	5.0	<8.0	<8.0	<8.0	<8.0	<8.0	**7.0 J**	<8.0	<8.0	<8.0	--	<400	--	<400	--	--	--
SG-66	SG-66-5	01/28/2019	5.0	<8.0	<8.0	<8.0	<8.0	<8.0	<8.0	**5.0 J**	<8.0	<8.0	--	<80	--	<80	--	--	--
SG-66	SG-66-5	07/22/2019	5.0	<8.0	<8.0	<8.0	<8.0	<8.0	**110**	<8.0	<8.0	<8.0 UJ	--	<80	<80	<80	--	--	--
SG-66	SG-66-5	02/24/2020	5.0	<8.0	<8.0	<8.0	<8.0	<8.0	<8.0	<8.0	<8.0	<8.0	--	<80	<80	<80	--	--	--
SG-66	SG-66-5	08/17/2020	5.0	<8.0	<8.0	<8.0	<8.0	<8.0	**4.0 J**	<8.0	<8.0	<8.0	--	<80	<80	<80	--	--	--
SG-66	SG-66-5	02/22/2021	5.0	<8.0	<8.0	<8.0	<8.0	<8.0	<8.0	<8.0	<8.0	<8.0	--	<80	<80	<80	--	--	--
SG-66	SG-66-5	09/20/2021	5.0	<8.0	<8.0	<8.0	<8.0	<8.0	<8.0	<8.0	<8.0	<8.0	--	<80	<80	<80	--	--	--
SG-66	SG-66-5	01/24/2022	5.0	<4.0	<4.0	<4.0	<4.0	<4.0	<4.0	<4.0	<4.0	<4.0 UJ	--	<40	<40	<40	--	--	--
SG-66	SG-66-15	09/17/2018	15.0	<8.0	<8.0	<8.0	<8.0	<8.0	**5.0 J**	<8.0	<8.0	<8.0	--	<400	--	<400	--	--	--
SG-66	SG-66-15	07/22/2019	15.0	<8.0	<8.0	<8.0	<8.0	<8.0	**56**	<8.0	<8.0	<8.0 UJ	--	<80	<80	<80	--	--	--
SG-67	SG-67-5	09/17/2018	5.0	<8.0	<8.0	<8.0	<8.0	<8.0	**10**	<8.0	<8.0	<8.0	--	<400	--	<400	--	--	--
SG-67	SG-67-5	01/23/2019	5.0	<8.0	<8.0	<8.0	<8.0	<8.0	<8.0	<8.0	<8.0	<8.0	--	<80	--	<80	--	--	--
SG-67	SG-67-5	07/08/2019	15.0	<8.0	<8.0	<8.0	<8.0	<8.0	<8.0	8.0 UJ	<8.0	<8.0	--	<80	<80	<80	--	--	--
SG-67	SG-67-5	02/12/2020	5.0	<8.0	<8.0	<8.0	<8.0	<8.0	<8.0	<8.0	<8.0	<8.0	--	<80	<80	<80	--	--	--
SG-67	SG-67-5	08/28/2020	5.0	<8.0	<8.0	<8.0	<8.0	<8.0	<8.0	<8.0	<8.0	<8.0	--	<80	<80	<80	--	--	--
SG-67	SG-67-5	01/04/2021	5.0	<8.0	<8.0	<8.0	<8.0	<8.0	<8.0	<8.0	<8.0	<8.0	--	<80	<80	<80	--	--	--
SG-67	SG-67-5	09/07/2021	5.0	<8.0	<8.0	<8.0	<8.0	<8.0	**7.0 J**	<8.0	<8.0	<8.0	--	<80	<80	<80	--	--	--
SG-67	SG-67-5	02/07/2022	5.0	<4.0	<4.0 UJ	<4.0	<4.0	<4.0	<4.0	<4.0	<4.0 UJ	<4.0	--	<40	<40	<40	--	--	--
SG-67	SG-67-15	01/23/2019	10.0	<8.0	<8.0	<8.0	<8.0	<8.0	<8.0	<8.0	<8.0	<8.0	--	<80	--	<80	--	--	--
SG-67	SG-67-15	09/17/2018	15.0	<8.0	<8.0	<8.0	<8.0	<8.0	<8.0	<8.0	<8.0	<8.0	--	<400	--	<400	--	--	--
SG-67	SG-67-15 REP	09/17/2018	15.0	<8.0	<8.0	<8.0	<8.0	<8.0	<8.0	<8.0	<8.0	<8.0	--	<400	--	<400	--	--	--
SG-67	SG-67-15	07/08/2019	15.0	**8.0 J**	<8.0	<8.0	<8.0	<8.0	<8.0	<8.0 UJ	**12**	<8.0	--	<80	<80	<80	--	--	--
SG-67	SG-67-15	02/12/2020	15.0	<8.0	<8.0	<8.0	<8.0	<8.0	<8.0	<8.0	<8.0	<8.0	--	<80	<80	<80	--	--	--
SG-67	SG-67-15	08/28/2020	15.0	<8.0	<8.0	<8.0	<8.0	<8.0	<8.0	<8.0	<8.0	<8.0	--	<80	<80	<80	--	--	--

TABLE A-4

HISTORICAL SOIL GAS SAMPLING RESULTS
Former Ford Aeronutronic Facility
Newport Beach, California

Sampling Location	Sample ID	Date Sampled [2]	Depth of Sample (feet bgs)	Volatile Organic Compounds [1] (µg/m³)									Leak Detection Compounds [1]						
				1,1-DCE	1,1-DCA	1,2-DCA	cis-1,2-DCE	trans-1,2-DCE	PCE	1,1,1-TCA	TCE	Vinyl Chloride	2-Propanol (µg/m³)	Heptane (µg/m³)	Hexane (µg/m³)	Pentane (µg/m³)	Helium (ppmv)	TFA (µg/m³)	DFA (µg/m³)
SG-67	SG-67-15 REP	08/28/2020	15.0	<8.0	<8.0	<8.0	<8.0	<8.0	<8.0	<8.0	<8.0	<8.0	--	<80	<80	<80	--	--	--
SG-67	SG-67-15	01/04/2021	15.0	<8.0	<8.0	<8.0	<8.0	<8.0	<8.0	<8.0	<8.0	<8.0	--	<80	<80	<80	--	--	--
SG-67	SG-67-15	09/07/2021	15.0	<8.0	<8.0	<8.0	<8.0	<8.0	<8.0 UJ	<8.0	<8.0	<8.0	--	<80	<80	<80	--	--	--
SG-67	SG-67-15	02/07/2022	15.0	<4.0	<4.0 UJ	<4.0	<4.0	<4.0	<4.0	<4.0	<4.0 UJ	<4.0	--	<40	<40	<40	--	--	--
SG-69	SG-69-5	09/17/2018	5.0	<8.0	<8.0	<8.0	<8.0	<8.0	**9.0**	<8.0	<8.0	<8.0	--	<400	--	<400	--	--	--
SG-69	SG-69-5	01/23/2019	5.0	<8.0	<8.0	<8.0	<8.0	<8.0	<8.0	<8.0	<8.0	<8.0	--	<80	--	<80	--	--	--
SG-69	SG-69-5	07/18/2019	5.0	<8.0	<8.0	<8.0	<8.0	<8.0	<8.0	<8.0	<8.0	<8.0	--	<80	<80	<80	--	--	--
SG-69	SG-69-5	01/30/2020	5.0	<8.0	<8.0	<8.0	<8.0	<8.0	<8.0	<8.0	<8.0	<8.0	--	<80	<80	<80	--	--	--
SG-69	SG-69-5	08/28/2020	5.0	<8.0	<8.0	<8.0	<8.0	<8.0	<8.0	<8.0	<8.0	<8.0	--	<80	<80	<80	--	--	--
SG-69	SG-69-5	01/06/2021	5.0	<8.0	<8.0	<8.0	<8.0	<8.0	<8.0	<8.0	<8.0	<8.0	--	<80	<80	<80	--	--	--
SG-69	SG-69-5	09/08/2021	5.0	<8.0	<8.0	<8.0	<8.0	<8.0	<8.0 UJ	<8.0	<8.0	<8.0	--	<80	<80	<80	--	--	--
SG-69	SG-69-5	02/08/2022	5.0	<4.0	<4.0 UJ	<4.0	<4.0	<4.0	<4.0	<4.0	<4.0 UJ	<4.0	--	<40	<40	<40	--	--	--
SG-69	SG-69-10	09/17/2018	10.0	<8.0	<8.0	<8.0	<8.0	<8.0	**7.0 J**	<8.0	**18**	<8.0	--	<400	--	<400	--	--	--
SG-69	SG-69-10	01/23/2019	10.0	<8.0	<8.0	<8.0	<8.0	<8.0	<8.0	<8.0	**12**	<8.0	--	<80	--	<80	--	--	--
SG-69	SG-69-10	07/18/2019	10.0	<8.0	<8.0	<8.0	<8.0	<8.0	<8.0	<8.0	<8.0	<8.0	--	<80	<80	<80	--	--	--
SG-69	SG-69-10 REP	07/18/2019	10.0	<8.0	<8.0	<8.0	<8.0	<8.0	<8.0	<8.0	<8.0	<8.0	--	<80	<80	<80	--	--	--
SG-69	SG-69-10	01/30/2020	10.0	<8.0	<8.0	<8.0	<8.0	<8.0	<8.0	<8.0	**7.0 J**	<8.0	--	<80	<80	<80	--	--	--
SG-69	SG-69-10	08/28/2020	10.0	<8.0	<8.0	<8.0	<8.0	<8.0	<8.0	<8.0	<8.0	<8.0	--	<80	<80	<80	--	--	--
SG-69	SG-69-10	01/06/2021	10.0	<8.0	<8.0	<8.0	<8.0	<8.0	<8.0	<8.0	**8.0 J**	<8.0	--	<80	<80	<80	--	--	--
SG-69	SG-69-10	09/08/2021	10.0	<8.0	<8.0	<8.0	<8.0	<8.0	<8.0 UJ	<8.0	<8.0	<8.0	--	<80	<80	<80	--	--	--
SG-70	SG-70-5	01/25/2019	5.0	<8.0	<8.0	<8.0	<8.0	<8.0	<8.0	<8.0	<8.0	<8.0	--	<80	--	<80	--	--	--
SG-70	SG-70-5	07/26/2019	5.0	<8.0	<8.0	<8.0	<8.0	<8.0	<8.0	<8.0	<8.0	<8.0	--	<80	<80	<80	--	--	--
SG-70	SG-70-5	02/12/2020	5.0	<8.0	<8.0	<8.0	<8.0	<8.0	<8.0	<8.0	<8.0	<8.0	--	<80	<80	<80	--	--	--
SG-70	SG-70-5	08/19/2020	5.0	<8.0	<8.0	<8.0	<8.0	<8.0	**5.0 J**	<8.0	<8.0	<8.0	--	<80	<80	<80	--	--	--
SG-70	SG-70-5	01/15/2021	5.0	<8.0	<8.0	<8.0	<8.0	<8.0	<8.0	<8.0	<8.0	<8.0	--	<80	<80	<80	--	--	--
SG-70	SG-70-5	09/17/2021	5.0	<8.0	<8.0	<8.0	<8.0	<8.0	<8.0	<8.0	<8.0	<8.0	--	<80	<80	<80	--	--	--
SG-70	SG-70-5	01/20/2022	5.0	<4.0	<4.0	<4.0	<4.0	<4.0	<4.0	<4.0	<4.0	<4.0	--	<40	<40	<40	--	--	--
SG-70	SG-70-12	01/25/2019	12.0	<8.0	<8.0	<8.0	**5.0 J**	<8.0	<8.0	<8.0	<8.0	<8.0	--	<80	--	<80	--	--	--
SG-70	SG-70-12	07/26/2019	12.0	<8.0	<8.0	<8.0	<8.0	<8.0	<8.0	<8.0	<8.0	<8.0	--	<80	<80	<80	--	--	--
SG-70	SG-70-12	02/12/2020	12.0	<8.0	<8.0	<8.0	<8.0	<8.0	<8.0	<8.0	<8.0	<8.0	--	<80	<80	<80	--	--	--
SG-70	SG-70-12	08/19/2020	12.0	<8.0	<8.0	<8.0	<8.0	<8.0	**7.0 J**	<8.0	<8.0	<8.0	--	<80	<80	<80	--	--	--
SG-70	SG-70-12	01/15/2021	12.0	<8.0	<8.0	<8.0	<8.0	<8.0	<8.0	<8.0	<8.0	<8.0	--	<80	<80	<80	--	--	--
SG-70	SG-70-12	09/17/2021	12.0	<8.0	<8.0	<8.0	<8.0	<8.0	**7.0 J**	<8.0	**15**	<8.0	--	<80	<80	<80	--	--	--
SG-70	SG-70-12 REP	09/17/2021	12.0	<8.0	<8.0	<8.0	<8.0	<8.0	**11**	<8.0	**18**	<8.0	--	<80	<80	<80	--	--	--
SG-70	SG-70-12	01/20/2022	12.0	<4.0	<4.0	<4.0	<4.0	<4.0	**5.0**	<4.0	<4.0	<4.0	--	<40	<40	<40	--	--	--
SG-71	SG-71-5	09/17/2018	5.0	<8.0	<8.0	<8.0	<8.0	<8.0	**11**	<8.0	**255**	<8.0	--	<400	--	<400	--	--	--
SG-71	SG-71-5	01/23/2019	5.0	<8.0	<8.0	<8.0	<8.0	<8.0	<8.0	<8.0	**112**	<8.0	--	<80	--	<80	--	--	--
SG-71	SG-71-5	07/18/2019	5.0	<8.0	<8.0	<8.0	<8.0	<8.0	<8.0	<8.0	**89**	<8.0	--	<80	<80	<80	--	--	--
SG-71	SG-71-5	01/30/2020	5.0	<8.0	<8.0	<8.0	<8.0	<8.0	<8.0	<8.0	**15**	<8.0	--	<80	<80	<80	--	--	--
SG-71	SG-71-5	08/28/2020	5.0	<8.0	<8.0	<8.0	<8.0	<8.0	<8.0	<8.0	**19**	<8.0	--	<80	<80	<80	--	--	--
SG-71	SG-71-5	01/05/2021	5.0	<8.0	<8.0	<8.0	<8.0	<8.0	<8.0	<8.0	**31**	<8.0	--	<80	<80	<80	--	--	--
SG-71	SG-71-5	09/08/2021	5.0	<8.0	<8.0	<8.0	<8.0	<8.0	<8.0 UJ	<8.0	**12**	<8.0	--	<80	<80	<80	--	--	--
SG-71	SG-71-5	02/08/2022	5.0	<4.0	<4.0 UJ	<4.0	<4.0	<4.0	<4.0	<4.0	<4.0 UJ	<4.0	--	<40	<40	<40	--	--	--
SG-72	SG-72-5	12/21/2018	5.0	<5.0	<5.0	<5.0	<10	<10	**14**	<5.0	**21**	<5.0	<290	--	--	--	--	--	--
SG-72	SG-72-5	01/23/2019	5.0	<8.0	<8.0	<8.0	<8.0	<8.0	<8.0	<8.0	**44**	<8.0	--	<80	--	<80	--	--	--
SG-72	SG-72-5	07/08/2019	5.0	<8.0	<8.0	<8.0	<8.0	<8.0	<8.0	<8.0	**25**	<8.0	--	<80	<80	<80	--	--	--
SG-72	SG-72-5	02/12/2020	5.0	<8.0	<8.0	<8.0	<8.0	<8.0	<8.0	<8.0	**13**	<8.0	--	<80	<80	<80	--	--	--
SG-72	SG-72-5	08/18/2020	5.0	<8.0	<8.0	<8.0	<8.0	<8.0	<8.0	<8.0	**22**	<8.0	--	<80	<80	<80	--	--	--
SG-72	SG-72-5	01/05/2021	5.0	<8.0	<8.0	<8.0	<8.0	<8.0	<8.0	<8.0	**8.0 J**	<8.0	--	<80	<80	<80	--	--	--
SG-72	SG-72-5	09/08/2021	5.0	<8.0	<8.0	<8.0	<8.0	<8.0	<8.0 UJ	<8.0	**7.0 J**	<8.0	--	<80	<80	<80	--	--	--

TABLE A-4

HISTORICAL SOIL GAS SAMPLING RESULTS
Former Ford Aeronutronic Facility
Newport Beach, California

Sampling Location	Sample ID	Date Sampled [2]	Depth of Sample (feet bgs)	Volatile Organic Compounds [1] (µg/m³)									Leak Detection Compounds [1]						
				1,1-DCE	1,1-DCA	1,2-DCA	cis-1,2-DCE	trans-1,2-DCE	PCE	1,1,1-TCA	TCE	Vinyl Chloride	2-Propanol (µg/m³)	Heptane (µg/m³)	Hexane (µg/m³)	Pentane (µg/m³)	Helium (ppmv)	TFA (µg/m³)	DFA (µg/m³)
SG-72	SG-72-5	02/07/2022	5.0	<4.0	<4.0	<4.0	<4.0 UJ	<4.0	<4.0 UJ	<4.0	**7.0**	<4.0	--	<40	<40	<40	--	--	--
SG-72	SG-72-5	10/06/2022	5.0	<100	<100	<20	<100	<100	<20	<100	<20	<10	--	--	--	--	--	--	<100
SG-72	SG-72-15	12/21/2018	15.0	<5.0	<5.0	<5.0	<10	<10	**26 J**	<5.0	**250**	<5.0	<290	--	--	--	--	--	--
SG-72	SG-72-15 REP	12/21/2018	15.0	<5.0	<5.0	<5.0	<10	<10	**18 J**	<5.0	**230**	<5.0	<290	--	--	--	--	--	--
SG-72	SG-72-15	07/08/2019	15.0	<8.0	<8.0	<8.0	<8.0	<8.0	<8.0	<8.0	**503**	<8.0	--	<80	<80	<80	--	--	--
SG-72	SG-72-15	02/12/2020	15.0	<8.0	<8.0	<8.0	<8.0	<8.0	<8.0	<8.0	**353**	<8.0	--	<80	<80	<80	--	--	--
SG-72	SG-72-15	08/18/2020	15.0	<8.0	<8.0	<8.0	<8.0	<8.0	**4.0 J**	<8.0	**415**	<8.0	--	<80	<80	<80	--	--	--
SG-72	SG-72-15	01/05/2021	15.0	<8.0	<8.0	<8.0	<8.0	<8.0	<8.0	<8.0	**240**	<8.0	--	<80	<80	<80	--	--	--
SG-72	SG-72-15	09/08/2021	15.0	<8.0	<8.0	<8.0	<8.0	<8.0	<8.0 UJ	<8.0	**207**	<8.0	--	<80	<80	<80	--	--	--
SG-72	SG-72-15 REP	09/08/2021	15.0	<8.0	<8.0	<8.0	<8.0	<8.0	<8.0 UJ	<8.0	**210**	<8.0	--	<80	<80	<80	--	--	--
SG-72	SG-72-15	02/07/2022	15.0	<4.0	<4.0	<4.0	<4.0 UJ	<4.0	<4.0 UJ	<4.0	**120**	<4.0	--	<40	<40	<40	--	--	--
SG-72	SG-72-15	10/06/2022	15.0	<100	<100	<20	<100	<100	<20	<100	**80**	<10	--	--	--	--	--	--	<100
SG-73	SG-73-5	09/17/2018	5.0	<8.0	<8.0	<8.0	<8.0	<8.0	**10**	<8.0	**12**	<8.0	--	<400	--	<400	--	--	--
SG-73	SG-73-5	01/23/2019	5.0	<8.0	<8.0	<8.0	<8.0	<8.0	<8.0	<8.0	<8.0	<8.0	--	<80	--	<80	--	--	--
SG-73	SG-73-5	07/08/2019	5.0	<8.0	<8.0	<8.0	<8.0	<8.0	<8.0	<8.0	<8.0	<8.0	--	<80	<80	<80	--	--	--
SG-73	SG-73-5	02/12/2020	5.0	<8.0	<8.0	<8.0	<8.0	<8.0	<8.0	<8.0	<8.0	<8.0	--	<80	<80	<80	--	--	--
SG-73	SG-73-5	08/18/2020	5.0	**5.0 J**	<8.0	<8.0	<8.0	**6.0 J**	**5.0 J**	<8.0	**5.0 J**	<8.0	--	<80	<80	<80	--	--	--
SG-73	SG-73-5	01/05/2021	5.0	**23**	<8.0	<8.0	**15**	**17**	<8.0	<8.0	**31**	<8.0	--	<80	<80	<80	--	--	--
SG-73	SG-73-5	09/08/2021	5.0	<8.0	<8.0	<8.0	<8.0	<8.0	<8.0 UJ	<8.0	**4.0 J**	<8.0	--	<80	<80	<80	--	--	--
SG-73	SG-73-5	02/07/2022	5.0	<4.0	<4.0	<4.0	<4.0 UJ	<4.0	<4.0 UJ	<4.0	<4.0	<4.0	--	<40	<40	<40	--	--	--
SG-73	SG-73-5	10/07/2022	5.0	<100	<100	<20	<100	<100	<20	<100	<20	<10	--	--	--	--	--	--	<100
SG-73	SG-73-15	09/17/2018	15.0	**3,470**	**360**	<8.0	**895**	**1,130**	**9.0**	<8.0	**1,420**	**564**	--	<400	--	<400	--	--	--
SG-73	SG-73-15	01/23/2019	15.0	**2,780**	**338**	<8.0	**829**	**1,180**	<8.0	<8.0	**1,360**	**282**	--	<80	--	<80	--	--	--
SG-73	SG-73-15	07/08/2019	15.0	**4,240**	**322**	<8.0	**1,230**	**1,550**	<8.0	<8.0	**1,370**	**586**	--	<80	<80	<80	--	--	--
SG-73	SG-73-15 REP	07/08/2019	15.0	**4,960**	**378**	<8.0	**1,420**	**1,780**	<8.0	<8.0	**1,570**	**588**	--	<80	<80	<80	--	--	--
SG-73	SG-73-15	02/12/2020	15.0	**3,050**	**420**	<8.0	**1,210**	**1,120**	<8.0	<8.0	**1,330**	**455**	--	<80	<80	<80	--	--	--
SG-73	SG-73-15 REP	02/12/2020	15.0	**3,000**	**433**	<8.0	**1,220**	**1,130**	<8.0	<8.0	**1,320**	**452**	--	<80	<80	<80	--	--	--
SG-73	SG-73-15	08/18/2020	15.0	**4,800**	**444**	<8.0	**1,590**	**1,780**	<8.0	<8.0	**2,180**	**776**	--	<80	<80	<80	--	--	--
SG-73	SG-73-15 REP	08/18/2020	15.0	**4,850**	**438**	<8.0	**1,630**	**1,750**	<8.0	<8.0	**2,150**	**794**	--	<80	<80	<80	--	--	--
SG-73	SG-73-15	01/05/2021	15.0	**4,500**	**407**	<8.0	**1,570**	**1,680**	<8.0	<8.0	**1,770**	**844**	--	<80	<80	<80	--	--	--
SG-73	SG-73-15 REP	01/05/2021	15.0	**4,180**	**374**	<8.0	**1,450**	**1,600**	<8.0	<8.0	**1,740**	**773**	--	<80	<80	<80	--	--	--
SG-73	SG-73-15	09/08/2021	15.0	**3,150**	**348**	<8.0	**1,480**	**1,500**	<8.0 UJ	<8.0	**1,730**	**487**	--	<80	<80	<80	--	--	--
SG-73	SG-73-15	02/07/2022	15.0	**2,740**	**325**	<4.0	**1,420 J**	**1,320**	<4.0 UJ	<4.0	**1,850**	**777**	--	<40	<40	<40	--	--	--
SG-73	SG-73-15	10/07/2022	15.0	**2,900 J+**	**350**	<20	**1,900 J+**	**1,300**	<20	<100	**1,800**	**480**	--	--	--	--	--	--	<100
SG-74	SG-74-5	09/17/2018	5.0	<8.0	<8.0	<8.0	<8.0	<8.0	<8.0	<8.0	<8.0	<8.0	--	<400	--	<400	--	--	--
SG-74	SG-74-5	01/23/2019	5.0	<8.0	<8.0	<8.0	<8.0	<8.0	**6.0 J**	<8.0	<8.0	<8.0	--	<80	--	<80	--	--	--
SG-74	SG-74-5	07/08/2019	5.0	<8.0	<8.0	<8.0	<8.0	<8.0	<8.0	<8.0	<8.0	<8.0	--	<80	<80	<80	--	--	--
SG-74	SG-74-5	02/12/2020	5.0	<8.0	<8.0	<8.0	<8.0	<8.0	<8.0	<8.0	<8.0	<8.0	--	<80	<80	<80	--	--	--
SG-74	SG-74-5	08/20/2020	5.0	<8.0	<8.0	<8.0	<8.0	<8.0	**4.0 J**	<8.0	<8.0	<8.0	--	<80	<80	<80	--	--	--
SG-74	SG-74-5	01/05/2021	5.0	<8.0	<8.0	<8.0	<8.0	<8.0	<8.0	<8.0	<8.0	<8.0	--	<80	<80	<80	--	--	--
SG-74	SG-74-5	09/08/2021	5.0	<8.0	<8.0	<8.0	<8.0	<8.0	<8.0 UJ	<8.0	<8.0	<8.0	--	<80	<80	<80	--	--	--
SG-74	SG-74-5	02/07/2022	5.0	<4.0	<4.0	<4.0	<4.0 UJ	<4.0	<4.0 UJ	<4.0	<4.0	<4.0	--	<40	<40	<40	--	--	--
SG-74	SG-74-15	09/17/2018	15.0	<8.0	<8.0	<8.0	<8.0	<8.0	<8.0	<8.0	**5.0 J**	<8.0	--	<400	--	<400	--	--	--
SG-74	SG-74-15	01/23/2019	15.0	<8.0	<8.0	<8.0	<8.0	<8.0	<8.0	<8.0	<8.0	<8.0	--	<80	--	<80	--	--	--
SG-74	SG-74-15	07/08/2019	15.0	<8.0	<8.0	<8.0	<8.0	<8.0	<8.0	<8.0	<8.0	<8.0	--	<80	<80	<80	--	--	--
SG-74	SG-74-15	02/12/2020	15.0	<8.0	<8.0	<8.0	<8.0	<8.0	<8.0	<8.0	<8.0	<8.0	--	<80	<80	<80	--	--	--
SG-74	SG-74-15	08/20/2020	15.0	<8.0	<8.0	<8.0	<8.0	<8.0	<8.0	<8.0	<8.0	<8.0	--	<80	<80	<80	--	--	--
SG-74	SG-74-15 REP	08/20/2020	15.0	<8.0	<8.0	<8.0	<8.0	<8.0	<8.0	<8.0	<8.0	<8.0	--	<80	<80	<80	--	--	--
SG-74	SG-74-15	01/05/2021	15.0	<8.0	<8.0	<8.0	<8.0	<8.0	<8.0	<8.0	<8.0	<8.0	--	<80	<80	<80	--	--	--
SG-74	SG-74-15 REP	01/05/2021	15.0	<8.0	<8.0	<8.0	<8.0	<8.0	<8.0	<8.0	<8.0	<8.0	--	<80	<80	<80	--	--	--

TABLE A-4

HISTORICAL SOIL GAS SAMPLING RESULTS
Former Ford Aeronutronic Facility
Newport Beach, California

Sampling Location	Sample ID	Date Sampled [2]	Depth of Sample (feet bgs)	Volatile Organic Compounds [1] (µg/m³)									Leak Detection Compounds [1]						
				1,1-DCE	1,1-DCA	1,2-DCA	cis-1,2-DCE	trans-1,2-DCE	PCE	1,1,1-TCA	TCE	Vinyl Chloride	2-Propanol (µg/m³)	Heptane (µg/m³)	Hexane (µg/m³)	Pentane (µg/m³)	Helium (ppmv)	TFA (µg/m³)	DFA (µg/m³)
SG-74	SG-74-15	09/08/2021	15.0	<8.0	<8.0	<8.0	<8.0	<8.0	<8.0 UJ	<8.0	<8.0	<8.0	--	<80	<80	<80	--	--	--
SG-74	SG-74-15	02/07/2022	15.0	<4.0	<4.0	<4.0	<4.0 UJ	<4.0	<4.0 UJ	<4.0	<4.0	<4.0	--	<40	<40	<40	--	--	--
SG-75	SG-75-5	01/23/2019	5.0	<8.0	<8.0	<8.0	<8.0	<8.0	<8.0	<8.0	<8.0	<8.0	--	<80	--	<80	--	--	--
SG-75	SG-75-5 REP	01/23/2019	5.0	<8.0	<8.0	<8.0	<8.0	<8.0	<8.0	<8.0	<8.0	<8.0	--	<80	--	<80	--	--	--
SG-75	SG-75-5	04/22/2019	5.0	<8.0	<8.0	<8.0	<8.0	<8.0	<8.0	<8.0	<8.0	<8.0	--	<80	--	<80	--	--	--
SG-75	SG-75-5	10/02/2019	5.0	<8.0	<8.0	<8.0	<8.0	<8.0	<8.0	<8.0	<8.0	<8.0	--	<80	<80	<80	--	--	--
SG-75	SG-75-5	02/12/2020	5.0	<8.0	<8.0	<8.0	<8.0	<8.0	<8.0	<8.0	**21**	<8.0	--	<80	<80	<80	--	--	--
SG-75	SG-75-15	07/26/2019	15.0	<8.0	<8.0	<8.0	<8.0	<8.0	<8.0	<8.0	<8.0	<8.0	--	<80	<80	<80	--	--	--
SG-75	SG-75-15	08/27/2020	15.0	**10**	<8.0	<8.0	**7.0 J**	<8.0	<8.0	<8.0	**156**	<8.0	--	<80	<80	<80	--	--	--
SG-75A	SG-75A-9	10/02/2019	9.0	<8.0	<8.0	<8.0	<8.0	<8.0	<8.0	<8.0	<8.0	<8.0	--	<80	<80	<80	--	--	--
SG-75A	SG-75A-9	02/12/2020	9.0	<8.0	<8.0	<8.0	<8.0	<8.0	<8.0	<8.0	<8.0	<8.0	--	<80	<80	<80	--	--	--
SG-75A	SG-75A-9	08/27/2020	9.0	<8.0	<8.0	<8.0	<8.0	<8.0	<8.0	<8.0	**24**	<8.0	--	<80	<80	<80	--	--	--
SG-75A	SG-75A-9	01/18/2021	9.0	<8.0	<8.0	<8.0	<8.0	<8.0	<8.0	<8.0	<8.0	<8.0	--	<80	<80	<80	--	--	--
SG-75A	SG-75A-9	09/20/2021	9.0	**3.0 J**	<8.0	<8.0	<8.0	<8.0	<8.0	<8.0	**107 J**	<8.0	--	<80	<80	<80	--	--	--
SG-75A	SG-75A-9	01/24/2022	9.0	**20**	<4.0	<4.0	**9.0**	<4.0	**4.0 J+**	<4.0	**309 J**	<4.0	--	<40	<40	<40	--	--	--
SG-75A	SG-75A-9	09/19/2022	9.0	<100	<100	<20	<100	<100	<20	<100	**100**	<10	--	--	--	--	--	--	<100
SG-75B	SG-75B-5	09/20/2021	5.0	<8.0	<8.0	<8.0	<8.0	<8.0	<8.0	<8.0	**20 J**	<8.0	--	<80	<80	<80	--	--	--
SG-75B	SG-75B-5	01/24/2022	5.0	**13**	<4.0	<4.0	**6.0**	<4.0	<4.0 UJ	<4.0	**208 J**	<4.0	--	<40	<40	<40	--	--	--
SG-75B	SG-75B-5	10/13/2022	5.0	<100	<100	<20	<100	<100	<20	<100	<20	<10	--	--	--	--	--	--	<100
SG-75B	SG-75B-15	09/20/2021	15.0	<8.0	<8.0	<8.0	<8.0	<8.0	<8.0	<8.0	**47 J**	<8.0	--	<80	<80	<80	--	--	--
SG-75B	SG-75B-15	01/24/2022	15.0	**6.0**	<4.0	<4.0	<4.0	<4.0	<4.0 UJ	<4.0	**98 J**	<4.0	--	<40	<40	<40	--	--	--
SG-75B	SG-75B-15	10/13/2022	15.0	<100	<100	<20	<100	<100	<20	<100	<20	<10	--	--	--	--	--	--	<100
SG-76	SG-76-5	01/23/2019	5.0	**226**	**20**	<8.0	**25**	**10**	<8.0	<8.0	**2,140**	<8.0	--	<80	--	<80	--	--	--
SG-76	SG-76-5	07/26/2019	5.0	**98**	**16**	<8.0	**33**	**8.0 J**	<8.0	<8.0	**2,010**	<8.0	--	<80	<80	<80	--	--	--
SG-76	SG-76-5 [5]	02/12/2020	5.0	**2,220**	**498**	<8.0	**1,200**	**259**	**10**	<8.0	**16,300**	**6.0 J**	--	<80	<80	<80	--	--	--
SG-76	SG-76-5	07/01/2020	5.0	**20**	**9.0**	<8.0	**8.0**	<8.0	<8.0	<8.0	**1,070**	<8.0	--	<80	<80	<80	--	--	--
SG-76	SG-76-5	08/27/2020	5.0	<8.0	<8.0	<8.0	<8.0	<8.0	<8.0	<8.0	**28**	<8.0	--	<80	<80	<80	--	--	--
SG-76	SG-76-15	01/23/2019	15.0	**4,740**	**694**	<8.0	**1,500**	**541**	**18**	<8.0	**25,400**	**18**	--	<80	--	<80	--	--	--
SG-76	SG-76-15	07/26/2019	15.0	**2,800**	**478**	<8.0	**1,420**	**412**	**17**	<8.0	**18,200**	**34**	--	<80	<80	<80	--	--	--
SG-76	SG-76-15 [5]	02/12/2020	15.0	**17**	<8.0	<8.0	**6.0 J**	<8.0	<8.0	<8.0	**722**	<8.0	--	<80	<80	<80	--	--	--
SG-76	SG-76-15	07/01/2020	15.0	**2,460**	**473**	<8.0	**1,250**	**364**	**11**	<8.0	**18,500**	<8.0	--	<80	<80	<80	--	--	--
SG-76	SG-76-15	08/27/2020	15.0	**2,900**	**476**	<8.0	**1,130**	**272**	**16**	<8.0	**17,700**	**12**	--	<80	<80	<80	--	--	--
SG-76	SG-76-15	01/18/2021	15.0	**1,670**	**513**	<8.0	**1,340**	**284**	**14**	<8.0	**16,300**	<8.0	--	<80	<80	<80	--	--	--
SG-76A	SG-76A-5	01/24/2022	5.0	**1,080**	**84**	<4.0	**102**	**30**	**10 J+**	<4.0	**5,810 J**	<4.0	--	<40	<40	<40	--	--	--
SG-76A	SG-76A-5	09/20/2021	5.0	**1,060**	**109**	<8.0	**152**	**30**	**7.0 J**	<8.0	**7,050 J**	<8.0	--	<80	<80	<80	--	--	--
SG-76A	SG-76A-5	09/19/2022	5.0	**490**	<100	<20	<100	<100	<20	<100	**4,400**	<10	--	--	--	--	--	--	<100
SG-76A	SG-76A-15	09/20/2021	15.0	**6,750**	**647**	<8.0	**1,820**	**260**	**39**	<8.0	**31,200 J**	**9.0**	--	<80	<80	<80	--	--	--
SG-76A	SG-76A-15	01/24/2022	15.0	**7,040**	**537**	<4.0	**1,510**	**264**	**45 J+**	<4.0	**31,200 J**	**22**	--	<40	<40	<40	--	--	--
SG-76A	SG-76A-15	09/19/2022	15.0	**4,000 J-**	**400 J-**	<20 UJ	**1,300 J-**	**120 J-**	**24 J-**	<100 UJ	**27,000 J+**	<10 UJ	--	--	--	--	--	--	<100
SG-77	SG-77-5	01/23/2019	5.0	<8.0	<8.0	<8.0	<8.0	<8.0	<8.0	<8.0	**12**	<8.0	--	<80	--	<80	--	--	--
SG-77	SG-77-5	04/22/2019	5.0	<8.0	<8.0	<8.0	<8.0	<8.0	<8.0	<8.0	**14**	<8.0	--	<80	--	<80	--	--	--
SG-77	SG-77-5 REP	04/22/2019	5.0	<8.0	<8.0	<8.0	<8.0	<8.0	<8.0	<8.0	**13**	<8.0	--	<80	--	<80	--	--	--
SG-77	SG-77-5	07/26/2019	5.0	<8.0	<8.0	<8.0	<8.0	<8.0	<8.0	<8.0	**21**	<8.0	--	<80	<80	<80	--	--	--
SG-77	SG-77-5 REP	07/26/2019	5.0	<8.0	<8.0	<8.0	<8.0	<8.0	<8.0	<8.0	**19**	<8.0	--	<80	<80	<80	--	--	--
SG-77	SG-77-5	10/02/2019	5.0	<8.0	<8.0	<8.0	<8.0	<8.0	<8.0	<8.0	**17**	<8.0	--	<80	<80	<80	--	--	--
SG-77	SG-77-5 REP	10/02/2019	5.0	<8.0	<8.0	<8.0	<8.0	<8.0	<8.0	<8.0	**19**	<8.0	--	<80	<80	<80	--	--	--
SG-77	SG-77-5	02/12/2020	5.0	<8.0	<8.0	<8.0	<8.0	<8.0	<8.0	<8.0	<8.0	<8.0	--	<80	<80	<80	--	--	--
SG-77	SG-77-5	08/27/2020	5.0	**14**	<8.0	<8.0	**9.0**	<8.0	<8.0	<8.0	**275**	<8.0	--	<80	<80	<80	--	--	--
SG-77	SG-77-5	01/18/2021	5.0	<8.0	<8.0	<8.0	<8.0	<8.0	<8.0	<8.0	**6.0 J**	<8.0	--	<80	<80	<80	--	--	--
SG-77	SG-77-5 REP	01/18/2021	5.0	<8.0	<8.0	<8.0	<8.0	<8.0	<8.0	<8.0	**6.0 J**	<8.0	--	<80	<80	<80	--	--	--

TABLE A-4

HISTORICAL SOIL GAS SAMPLING RESULTS
Former Ford Aeronutronic Facility
Newport Beach, California

Sampling Location	Sample ID	Date Sampled [2]	Depth of Sample (feet bgs)	Volatile Organic Compounds [1] (µg/m³)									Leak Detection Compounds [1]						
				1,1-DCE	1,1-DCA	1,2-DCA	cis-1,2-DCE	trans-1,2-DCE	PCE	1,1,1-TCA	TCE	Vinyl Chloride	2-Propanol (µg/m³)	Heptane (µg/m³)	Hexane (µg/m³)	Pentane (µg/m³)	Helium (ppmv)	TFA (µg/m³)	DFA (µg/m³)
SG-77	SG-77-11.5	09/20/2021	11.5	<8.0	<8.0	<8.0	<8.0	<8.0	<8.0	<8.0	**14 J**	<8.0	--	<80	<80	<80	--	--	--
SG-77	SG-77-11.5 REP	09/20/2021	11.5	<8.0	<8.0	<8.0	<8.0	<8.0	<8.0	<8.0	**14 J**	<8.0	--	<80	<80	<80	--	--	--
SG-77	SG-77-11.5	01/24/2022	11.5	<4.0	<4.0	<4.0	<4.0	<4.0	**15 J+**	<4.0	**7.0 J**	<4.0	--	<40	<40	<40	--	--	--
SG-77A	SG-77A-13	10/02/2019	13.0	<8.0	<8.0	<8.0	<8.0	<8.0	<8.0	<8.0	**7.0 J**	<8.0	--	<80	<80	<80	--	--	--
SG-77A	SG-77A-13	01/24/2022	13.0	<4.0	<4.0	<4.0	<4.0	<4.0	**11 J+**	<4.0	**6.0 J**	<4.0	--	<40	<40	<40	--	--	--
SG-78	SG-78-5	01/23/2019	5.0	<8.0	<8.0	<8.0	<8.0	<8.0	**5.0 J**	<8.0	<8.0	<8.0	--	<80	--	<80	--	--	--
SG-78	SG-78-5	07/23/2019	5.0	<8.0	<8.0	<8.0	<8.0	<8.0	<8.0	<8.0	<8.0	<8.0	--	<80	<80	<80	--	--	--
SG-78	SG-78-5	02/24/2020	5.0	<8.0	<8.0	<8.0	<8.0	<8.0	<8.0	<8.0	<8.0	<8.0	--	<80	<80	<80	--	--	--
SG-78	SG-78-5	08/27/2020	5.0	<8.0	<8.0	<8.0	<8.0	<8.0	<8.0	<8.0	<8.0	<8.0	--	<80	<80	<80	--	--	--
SG-78	SG-78-5	01/06/2021	5.0	<8.0	<8.0	<8.0	<8.0	<8.0	<8.0	<8.0	<8.0	<8.0	--	<80	<80	<80	--	--	--
SG-78	SG-78-5	09/08/2021	5.0	<8.0 R	<8.0 R	<8.0 R	<8.0 R	<8.0 R	<8.0 R	<8.0 R	<8.0 R	<8.0 R	--	**446**	**734**	**300**	**--**	**--**	--
SG-78	SG-78-5	01/06/2022	5.0	<4.0	<4.0	<4.0	<4.0	<4.0	<4.0	<4.0	<4.0	<4.0	--	<40	<40	<40	--	--	--
SG-78	SG-78-15	01/23/2019	15.0	<8.0	<8.0	<8.0	<8.0	<8.0	**5.0 J**	<8.0	<8.0	<8.0	--	<80	--	<80	--	--	--
SG-78	SG-78-15	07/23/2019	15.0	<8.0	<8.0	<8.0	<8.0	<8.0	<8.0	<8.0	<8.0	<8.0	--	<80	<80	<80	--	--	--
SG-78	SG-78-15	02/24/2020	15.0	<8.0	<8.0	<8.0	<8.0	<8.0	<8.0	<8.0	<8.0	<8.0	--	<80	<80	<80	--	--	--
SG-78	SG-78-15	08/27/2020	15.0	<8.0	<8.0	<8.0	<8.0	<8.0	<8.0	<8.0	<8.0	<8.0	--	<80	<80	<80	--	--	--
SG-78	SG-78-15 REP	08/27/2020	15.0	<8.0	<8.0	<8.0	<8.0	<8.0	<8.0	<8.0	<8.0	<8.0	--	<80	<80	<80	--	--	--
SG-78	SG-78-15	01/06/2021	15.0	<8.0	<8.0	<8.0	<8.0	<8.0	<8.0	<8.0	<8.0	<8.0	--	<80	<80	<80	--	--	--
SG-78	SG-78-15 REP	01/06/2021	15.0	<8.0	<8.0	<8.0	<8.0	<8.0	<8.0	<8.0	<8.0	<8.0	--	<80	<80	<80	--	--	--
SG-78	SG-78-15	09/08/2021	15.0	<8.0	<8.0	<8.0	<8.0	<8.0	<8.0 UJ	<8.0	<8.0	<8.0	--	<80	<80	<80	--	--	--
SG-78	SG-78-15 REP	09/08/2021	15.0	<8.0	<8.0	<8.0	<8.0	<8.0	<8.0 UJ	<8.0	<8.0	<8.0	--	<80	<80	<80	--	--	--
SG-78	SG-78-15	01/06/2022	15.0	<4.0	<4.0	<4.0	<4.0	<4.0	<4.0	<4.0	<4.0	<4.0	--	<40	<40	<40	--	--	--
SG-79	SG-79-5	01/23/2019	5.0	<8.0	<8.0	<8.0	<8.0	<8.0	<8.0	<8.0	<8.0	<8.0	--	<80	--	<80	--	--	--
SG-79	SG-79-5	07/24/2019	5.0	<8.0	<8.0	<8.0	<8.0	<8.0	<8.0	<8.0	<8.0	<8.0	--	<80	<80	<80	--	--	--
SG-79	SG-79-5	02/12/2020	5.0	<8.0	<8.0	<8.0	<8.0	<8.0	<8.0	<8.0	<8.0	<8.0	--	<80	<80	<80	--	--	--
SG-79	SG-79-5	08/27/2020	5.0	<8.0	<8.0	<8.0	<8.0	<8.0	<8.0	<8.0	<8.0	<8.0	--	<80	<80	<80	--	--	--
SG-79	SG-79-5	01/06/2021	5.0	<8.0	<8.0	<8.0	<8.0	<8.0	<8.0	<8.0	<8.0	<8.0	--	<80	<80	<80	--	--	--
SG-79	SG-79-5	02/03/2022	5.0	<4.0	<4.0 UJ	<4.0	<4.0	<4.0	<4.0	<4.0	<4.0 UJ	<4.0	--	<40	<40	<40	--	--	--
SG-79	SG-79-5 REP	02/03/2022	5.0	<4.0	<4.0 UJ	<4.0	<4.0	<4.0	<4.0	<4.0	<4.0 UJ	<4.0	--	<40	<40	<40	--	--	--
SG-79	SG-79-15	01/23/2019	15.0	<8.0	<8.0	<8.0	<8.0	<8.0	**6.0 J**	<8.0	**7.0 J**	<8.0	--	<80	--	<80	--	--	--
SG-123	SG-123-5	04/22/2019	5.0	<8.0	<8.0	<8.0	<8.0	<8.0	**14**	<8.0	**16**	<8.0	--	<80	--	<80	--	--	--
SG-123	SG-123-5	07/08/2019	5.0	<8.0	<8.0	<8.0	<8.0	<8.0	**19**	<8.0	**6.0 J**	<8.0	--	<80	<80	<80	--	--	--
SG-123	SG-123-5	02/12/2020	5.0	<8.0	<8.0	<8.0	<8.0	<8.0	**14**	<8.0	**7.0 J**	<8.0	--	<80	<80	<80	--	--	--
SG-123	SG-123-5	08/18/2020	5.0	<8.0	<8.0	<8.0	<8.0	<8.0	**41**	<8.0	**28**	<8.0	--	<80	<80	<80	--	--	--
SG-123	SG-123-5	01/05/2021	5.0	<8.0	<8.0	<8.0	<8.0	<8.0	**13**	<8.0	**7.0 J**	<8.0	--	<80	<80	<80	--	--	--
SG-123	SG-123-5	09/08/2021	5.0	<8.0	<8.0	<8.0	<8.0	<8.0	**38 J**	<8.0	**9.0**	<8.0	--	<80	<80	<80	--	--	--
SG-123	SG-123-5	02/08/2022	5.0	<4.0	<4.0	<4.0	<4.0 UJ	<4.0	**12 J**	<4.0	**24**	<4.0	--	<40	<40	<40	--	--	--
SG-123	SG-123-5	10/07/2022	5.0	<100	<100	<20	<100	<100	**22**	<100	<20	<10	--	--	--	--	--	--	<100
SG-123	SG-123-15	04/22/2019	15.0	**445**	**38**	<8.0	**13**	**19**	**39**	<8.0	**2,300**	<8.0	--	<80	--	<80	--	--	--
SG-123	SG-123-15	07/08/2019	15.0	**772**	**59**	<8.0	**19**	**29**	**56**	<8.0	**3,850**	<8.0	--	<80	<80	<80	--	--	--
SG-123	SG-123-15	02/12/2020	15.0	**342**	<8.0	<8.0	**12**	**17**	**61**	<8.0	**3,410**	<8.0	--	<80	<80	<80	--	--	--
SG-123	SG-123-15	08/18/2020	15.0	**583**	**75**	<8.0	**25**	**38**	**106**	<8.0	**7,020**	<8.0	--	<80	<80	<80	--	--	--
SG-123	SG-123-15	01/05/2021	15.0	**329**	**47**	<8.0	**13**	**23**	**59**	<8.0	**4,200**	<8.0	--	<80	<80	<80	--	--	--
SG-123	SG-123-15	09/08/2021	15.0	**292**	**43**	<8.0	**13**	**21**	**63 J**	<8.0	**4,210**	<8.0	--	<80	<80	<80	--	--	--
SG-123	SG-123-15 REP	09/08/2021	15.0	**316**	**49**	<8.0	**13**	**25**	**72 J**	<8.0	**4,590**	<8.0	--	<80	<80	<80	--	--	--
SG-123	SG-123-15	02/08/2022	15.0	**257**	**37**	<4.0	**12 J**	**18**	**54 J**	<4.0	**3,720**	<4.0	--	<40	<40	<40	--	--	--
SG-123	SG-123-15	10/07/2022	15.0	**380 J**	<100 UJ	<20 UJ	<100 UJ	<100 UJ	**54 J-**	<100 UJ	**4,100 J-**	<10 UJ	--	--	--	--	--	--	<100
SG-124	SG-124-5	04/19/2019	5.0	<8.0	<8.0	<8.0	<8.0	<8.0	<8.0	<8.0	**673**	<8.0	--	<80	--	<80	--	--	--
SG-124	SG-124-5	07/08/2019	5.0	<8.0	<8.0	<8.0	<8.0	<8.0	<8.0	<8.0	**409**	<8.0	--	<80	<80	<80	--	--	--
SG-124	SG-124-5	02/12/2020	5.0	<8.0	<8.0	<8.0	<8.0	<8.0	<8.0	<8.0	**130**	<8.0	--	<80	<80	<80	--	--	--

TABLE A-4

HISTORICAL SOIL GAS SAMPLING RESULTS
Former Ford Aeronutronic Facility
Newport Beach, California

Sampling Location	Sample ID	Date Sampled [2]	Depth of Sample (feet bgs)	Volatile Organic Compounds [1] (µg/m³)									Leak Detection Compounds [1]						
				1,1-DCE	1,1-DCA	1,2-DCA	cis-1,2-DCE	trans-1,2-DCE	PCE	1,1,1-TCA	TCE	Vinyl Chloride	2-Propanol (µg/m³)	Heptane (µg/m³)	Hexane (µg/m³)	Pentane (µg/m³)	Helium (ppmv)	TFA (µg/m³)	DFA (µg/m³)
SG-124	SG-124-5	06/25/2020	5.0	<8.0	<8.0	<8.0	<8.0	<8.0	<8.0	<8.0	**206**	<8.0	--	<80	<80	<80	--	--	--
SG-124	SG-124-5	08/18/2020	5.0	<8.0	<8.0	<8.0	<8.0	<8.0	**10**	<8.0	**235**	<8.0	--	<80	<80	<80	--	--	--
SG-124	SG-124-5	10/28/2020	5.0	<8.0	<8.0	<8.0	<8.0	<8.0	<8.0	<8.0	**102**	<8.0	--	<80	<80	<80	--	--	--
SG-124	SG-124-5	11/16/2020	5.0	<8.0	<8.0	<8.0	<8.0	<8.0	<8.0	<8.0	**46**	<8.0	--	<80	<80	<80	--	--	--
SG-124	SG-124-5	01/05/2021	5.0	<8.0	<8.0	<8.0	<8.0	<8.0	<8.0	<8.0	**44**	<8.0	--	<80	<80	<80	--	--	--
SG-124	SG-124-5	09/08/2021	5.0	<8.0	<8.0	<8.0	<8.0	<8.0	<8.0 UJ	<8.0	**80**	<8.0	--	<80	<80	<80	--	--	--
SG-124	SG-124-5	02/08/2022	5.0	<4.0	<4.0	<4.0	<4.0 UJ	<4.0	<4.0 UJ	<4.0	**48**	<4.0	--	<40	<40	<40	--	--	--
SG-124	SG-124-5	10/07/2022	5.0	<100	<100	<20	<100	<100	<20	<100	**47**	<10	--	--	--	--	--	--	<100
SG-124	SG-124-15	04/19/2019	15.0	**222**	**254**	<8.0	**238**	**98**	**15**	<8.0	**18,100**	<8.0	--	<80	--	<80	--	--	--
SG-124	SG-124-15	07/08/2019	15.0	**101**	**158**	<8.0	**185**	**56**	**9.0**	<8.0	**15,500**	<8.0	--	<80	<80	<80	--	--	--
SG-124	SG-124-15	02/12/2020	15.0	**35**	**103**	<8.0	**92**	**24**	**11**	<8.0	**8,980**	<8.0	--	<80	<80	<80	--	--	--
SG-124	SG-124-15 REP	02/12/2020	15.0	**34**	**108**	<8.0	**98**	**26**	**11**	<8.0	**9,270**	<8.0	--	<80	<80	<80	--	--	--
SG-124	SG-124-15	06/25/2020	15.0	**37**	**97**	<8.0	**89**	**21**	**13**	<8.0	**9,260**	<8.0	--	<80	<80	<80	--	--	--
SG-124	SG-124-15	08/18/2020	15.0	**61**	**112**	<8.0	**87**	**28**	**29**	<8.0	**14,400**	<8.0	--	<80	<80	<80	--	--	--
SG-124	SG-124-15	10/28/2020	15.0	**62**	**82**	<8.0	**61**	**20**	**23**	<8.0	**10,200**	<8.0	--	<80	<80	<80	--	--	--
SG-124	SG-124-15	11/16/2020	15.0	**55**	**77**	<8.0	**74**	**17**	**18**	<8.0	**9,040**	<8.0	--	<80	<80	<80	--	--	--
SG-124	SG-124-15 REP	11/16/2020	15.0	**49**	**75**	<8.0	**69**	**17**	**16**	<8.0	**8,530**	<8.0	--	<80	<80	<80	--	--	--
SG-124	SG-124-15	01/05/2021	15.0	**63**	**78**	<8.0	**53**	**21**	**23**	<8.0	**9,340**	<8.0	--	<80	<80	<80	--	--	--
SG-124	SG-124-15	09/08/2021	15.0	**67**	**89**	<8.0	**61**	**26**	**23 J**	<8.0	**9,630**	<8.0	--	<80	<80	<80	--	--	--
SG-124	SG-124-15	02/08/2022	15.0	**50**	**54**	<4.0	**40 J**	**15**	**16 J**	<4.0	**6,360**	<4.0	--	<40	<40	<40	--	--	--
SG-124	SG-124-15	10/07/2022	15.0	<100	<100	<20	<100	<100	<20	<100	**5,500**	<10	--	--	--	--	--	--	<100
SG-124	SG-124-15 REP	10/07/2022	15.0	<100	<100	<20	<100	<100	<20	<100	**6,300**	<10	--	--	--	--	--	--	<100
SG-125	SG-125-5	04/22/2019	5.0	<8.0	<8.0	<8.0	<8.0	<8.0	**11**	<8.0	<8.0	<8.0	--	<80	--	<80	--	--	--
SG-125	SG-125-5	07/08/2019	5.0	**8.0 J**	<8.0	<8.0	<8.0	<8.0	<8.0	<8.0 UJ	<8.0	<8.0	--	<80	<80	<80	--	--	--
SG-125	SG-125-5	01/30/2020	5.0	<8.0	<8.0	<8.0	<8.0	<8.0	<8.0	<8.0	<8.0	<8.0	--	<80	<80	<80	--	--	--
SG-125	SG-125-5	08/27/2020	5.0	<8.0	<8.0	<8.0	<8.0	<8.0	<8.0	<8.0	**10**	<8.0	--	<80	<80	<80	--	--	--
SG-125	SG-125-5	01/06/2021	5.0	<8.0 R	<8.0 R	<8.0 R	<8.0 R	<8.0 R	<8.0 R	<8.0 R	<8.0 R	<8.0 R	--	**106,000**	**103,000**	**52,800**	**--**	**--**	--
SG-125	SG-125-5	03/09/2021	5.0	**5.0 R**	<8.0 R	<8.0 R	<8.0 R	**5.0 R**	**4.0 R**	<8.0 R	**6.0 R**	**2.0 R**	--	**1,100**	**1,480**	**2,330**	**--**	**--**	--
SG-125	SG-125-5	09/08/2021	5.0	<8.0	<8.0	<8.0	<8.0	<8.0	<8.0 UJ	<8.0	<8.0	<8.0	--	<80	<80	<80	--	--	--
SG-125	SG-125-5	02/08/2022	5.0	<4.0	<4.0	<4.0	<4.0 UJ	<4.0	<4.0 UJ	<4.0	**5.0**	<4.0	--	<40	<40	<40	--	--	--
SG-125	SG-125-15	04/22/2019	15.0	**13 J**	**6.0 J**	<8.0	**15**	**8.0**	**13**	<8.0	**291**	<8.0	--	<80	--	<80	--	--	--
SG-125	SG-125-15	07/08/2019	5.0	**15 J**	<8.0	<8.0	**13**	<8.0	<8.0	<8.0 UJ	**305**	<8.0	--	<80	<80	<80	--	--	--
SG-125	SG-125-15	01/30/2020	15.0	**14**	**4.0 J**	<8.0	**13**	**6.0 J**	**11**	<8.0	**311**	<8.0	--	<80	<80	<80	--	--	--
SG-134	SG-134-5	05/10/2019	5.0	<20	<20	<20	<20	<20	<34	<27	<27	<13	--	--	--	--	<100	--	--
SG-134	SG-134-5-DUP	05/10/2019	5.0	<20	<20	<20	<20	<20	<34	<27	<27	<13	--	--	--	--	113	--	--
SG-134	SG-134-5	07/08/2019	5.0	<8.0	<8.0	<8.0	<8.0	<8.0	<8.0	<8.0	<8.0	<8.0	--	<80	<80	<80	--	--	--
SG-134	SG-134-5	02/12/2020	5.0	<8.0	<8.0	<8.0	<8.0	<8.0	<8.0	<8.0	<8.0	<8.0	--	<80	<80	<80	--	--	--
SG-134	SG-134-5	08/18/2020	5.0	<8.0	<8.0	<8.0	<8.0	<8.0	<8.0	<8.0	<8.0	<8.0	--	<80	<80	<80	--	--	--
SG-134	SG-134-5	01/05/2021	5.0	<8.0	<8.0	<8.0	<8.0	<8.0	<8.0	<8.0	<8.0	<8.0	--	<80	<80	<80	--	--	--
SG-134	SG-134-5	09/08/2021	5.0	<8.0	<8.0	<8.0	<8.0	<8.0	<8.0 UJ	<8.0	<8.0	<8.0	--	<80	<80	<80	--	--	--
SG-134	SG-134-5	02/08/2022	5.0	<4.0	<4.0	<4.0	<4.0 UJ	<4.0	<4.0 UJ	<4.0	<4.0	<4.0	--	<40	<40	<40	--	--	--
SG-134	SG-134-5 REP	02/08/2022	5.0	<4.0	<4.0	<4.0	<4.0 UJ	<4.0	<4.0 UJ	<4.0	<4.0	<4.0	--	<40	<40	<40	--	--	--
SG-134	SG-134-5	10/07/2022	5.0	<100	<100	<20	<100	<100	<20	<100	<20	<10	--	--	--	--	--	--	<100
SG-134	SG-134-15	05/10/2019	15.0	<20	<20	<20	<20	<20	<34	<27	<27	<13	--	--	--	--	<100	--	--
SG-134	SG-134-15	07/08/2019	15.0	<8.0	<8.0	<8.0	<8.0	<8.0	<8.0	<8.0	<8.0	<8.0	--	<80	<80	<80	--	--	--
SG-134	SG-134-15	02/12/2020	15.0	<8.0	<8.0	<8.0	<8.0	<8.0	<8.0	<8.0	<8.0	<8.0	--	<80	<80	<80	--	--	--
SG-134	SG-134-15	08/18/2020	15.0	<8.0	<8.0	<8.0	<8.0	<8.0	**4.0 J**	<8.0	<8.0	<8.0	--	<80	<80	<80	--	--	--
SG-134	SG-134-15	01/05/2021	15.0	<8.0	<8.0	<8.0	<8.0	<8.0	<8.0	<8.0	<8.0	<8.0	--	<80	<80	<80	--	--	--
SG-134	SG-134-15	09/08/2021	15.0	<8.0	<8.0	<8.0	<8.0	<8.0	<8.0 UJ	<8.0	<8.0	<8.0	--	<80	<80	<80	--	--	--
SG-134	SG-134-15	02/08/2022	15.0	<4.0	<4.0	<4.0	<4.0 UJ	<4.0	<4.0 UJ	<4.0	<4.0	<4.0	--	<40	<40	<40	--	--	--

TABLE A-4

HISTORICAL SOIL GAS SAMPLING RESULTS
Former Ford Aeronutronic Facility
Newport Beach, California

Sampling Location	Sample ID	Date Sampled [2]	Depth of Sample (feet bgs)	Volatile Organic Compounds [1] (µg/m³)									Leak Detection Compounds [1]						
				1,1-DCE	1,1-DCA	1,2-DCA	cis-1,2-DCE	trans-1,2-DCE	PCE	1,1,1-TCA	TCE	Vinyl Chloride	2-Propanol (µg/m³)	Heptane (µg/m³)	Hexane (µg/m³)	Pentane (µg/m³)	Helium (ppmv)	TFA (µg/m³)	DFA (µg/m³)
SG-134	SG-134-15	10/07/2022	15.0	<100	<100	<20	<100	<100	<20	<100	<20	<10	--	--	--	--	--	--	<100
Big Canyon Arroyo Area SVE Monitoring Points *																			
SG-16-01	SG-16-01-5	06/25/2020	5.0	<8.0	<8.0	<8.0	<8.0	<8.0	<8.0	<8.0	**540**	<8.0	--	<80	<80	<80	--	--	--
SG-16-01	SG-16-01-5	10/28/2020	5.0	<8.0	<8.0	<8.0	**3.0 J**	<8.0	<8.0	<8.0	**578**	<8.0	--	<80	<80	<80	--	--	--
SG-16-01	SG-16-01-5 REP	10/28/2020	5.0	<8.0	<8.0	<8.0	**3.0 J**	<8.0	<8.0	<8.0	**582**	<8.0	--	<80	<80	<80	--	--	--
SG-16-01	SG-16-01-5	11/16/2020	5.0	<8.0	<8.0	<8.0	<8.0	<8.0	<8.0	<8.0	<8.0	<8.0	--	<80	<80	<80	--	--	--
SG-16-01	SG-16-01-5	09/30/2021	5.0	<8.0	<8.0	<8.0	<8.0	<8.0	<8.0	<8.0	**270**	<8.0	--	<80	<80	<80	--	--	--
SG-16-01	SG-16-01-5	02/08/2022	5.0	<4.0	<4.0 UJ	<4.0	<4.0	<4.0	<4.0	<4.0	**152 J**	<4.0	--	<40	<40	<40	--	--	--
SG-16-01	SG-16-01-5 REP	02/08/2022	5.0	<4.0	<4.0 UJ	<4.0	<4.0	<4.0	<4.0	<4.0	**148 J**	<4.0	--	<40	<40	<40	--	--	--
SG-16-01	SG-16-01-5	10/06/2022	5.0	<100	<100	<20	<100	<100	<20	<100	**130**	<10	--	--	--	--	--	--	<100
SG-16-02	SG-16-02-5	06/25/2020	5.0	**2,480**	**612**	<8.0	**1,650**	**186**	**25**	<8.0	**30,400**	**8.0 J**	--	<80	<80	<80	--	--	--
SG-16-02	SG-16-02-5 REP	06/25/2020	5.0	**2,340**	**577**	<8.0	**1,670**	**174**	**27**	<8.0	**29,900**	**7.0 J**	--	<80	<80	<80	--	--	--
SG-16-02	SG-16-02-5	10/28/2020	5.0	**695**	**273**	<8.0	**583**	**60**	**22**	<8.0	**17,100**	<8.0	--	<80	<80	<80	--	--	--
SG-16-02	SG-16-02-5	11/16/2020	5.0	**53**	**33**	<8.0	**129**	<8.0	<8.0	<8.0	**2,030**	<8.0	--	<80	<80	<80	--	--	--
SG-16-02	SG-16-02-5	01/27/2021	5.0	**142**	**72**	<8.0	**108**	**13**	<8.0	<8.0	**4,320**	<8.0	--	<80	<80	<80	--	--	--
SG-16-02	SG-16-02-5 REP	01/27/2021	5.0	**134**	**65**	<8.0	**94**	**11**	<8.0	<8.0	**4,080**	<8.0	--	<80	<80	<80	--	--	--
SG-16-02	SG-16-02-5	09/30/2021	5.0	**11**	**11**	<8.0	**5.0 J**	<8.0	**9.0**	<8.0	**2,460**	<8.0	--	<80	<80	<80	--	--	--
SG-16-02	SG-16-02-5	02/08/2022	5.0	**7.0**	**4.0 J**	<4.0	<4.0	<4.0	<4.0	<4.0	**795 J**	<4.0	--	<40	<40	<40	--	--	--
SG-16-02	SG-16-02-5	10/06/2022	5.0	<100	<100	<20	<100	<100	<20	<100	**540**	<10	--	--	--	--	--	--	<100
SG-16-02	SG-16-02-5 REP	10/06/2022	5.0	<100	<100	<20	<100	<100	<20	<100	**590**	<10	--	--	--	--	--	--	<100
SG-16-03	SG-16-03-5	06/25/2020	5.0	<8.0	<8.0	<8.0	<8.0	<8.0	<8.0	<8.0	**340**	<8.0	--	<80	<80	<80	--	--	--
SG-16-03	SG-16-03-5 REP	06/25/2020	5.0	<8.0	<8.0	<8.0	<8.0	<8.0	<8.0	<8.0	**348**	<8.0	--	<80	<80	<80	--	--	--
SG-16-03	SG-16-03-5	10/28/2020	5.0	<8.0	<8.0	<8.0	<8.0	<8.0	**7.0 J**	<8.0	**892**	<8.0	--	<80	<80	<80	--	--	--
SG-16-03	SG-16-03-5	11/16/2020	5.0	<8.0	<8.0	<8.0	<8.0	<8.0	<8.0	<8.0	**206**	<8.0	--	<80	<80	<80	--	--	--
SG-16-03	SG-16-03-5	09/30/2021	5.0	<8.0	<8.0	<8.0	<8.0	<8.0	<8.0	<8.0	**181**	<8.0	--	<80	<80	<80	--	--	--
SG-16-03	SG-16-03-5	02/08/2022	5.0	<4.0	<4.0 UJ	<4.0	<4.0	<4.0	<4.0	<4.0	**74 J**	<4.0	--	<40	<40	<40	--	--	--
SG-16-03	SG-16-03-5	10/06/2022	5.0	<100	<100	<20	<100	<100	<20	<100	**51**	<10	--	--	--	--	--	--	<100
Screening Levels																			
Residential Environmental Screening Level [6]				37,000	900	55	4,200	42,000	230	500,000	240	4.8	--	--	--	--	--	--	--
Commercial Environmental Screening Level [7]				310,000	7,700	470	35,000	350,000	2,000	4,400,000	3,000	160	--	--	--	--	--	--	--

Notes

* SVE Monitoring Points and select soil gas sampling locations (SG-23, SG-124, and SG-128) were sampled June 23 to 25, July 1, October 28 and 29, November 5 and 16, and December 10 and 11, 2020 as part of the SVE Pilot Test monitoring network and are not used to evaluate indoor air.

** The multi-depth soil gas probes are used to vertically delineate soil gas and are not step-out locations from similarly named SG locations

1. Soil gas samples were:
   - collected by Wood staff and analyzed by Calscience of Garden Grove, California using U.S. EPA Method 8260(M) for VOCs and American Society for Testing and Materials D-1946 (M) for helium, used as a leak detection compound in May 2019
   - collected by Wood staff and analyzed by Environmental Support Technologies of Irvine, California using U.S. EPA Method 8260B for VOCs in June and December 2018, and January 2019, EST used 2-Propanol as leak detection compound, and
   - collected and analyzed by Jones Environmental, Inc. Santa Fe Springs, California using U.S. EPA Method 8260B for VOCs during all other sampling events. Jones used n-pentane, n-hexane, and n-heptane as leak detection compounds
   - collected and analyzed by H&P Mobile Geochemistry, Inc. Carlsbad, California using DoD accredited method H&P 8260SV for VOCs and leak detection compounds. H&P used DFA or TFA as leak detection compounds.
2. A rain event occurred prior to the Site-wide soil gas sampling event conducted between January 21 and January 28, 2019. Based on weather stations within 1.5 miles of the Site, approximately 3 inches of rain fell between January 14 and January 18, 2019. A series of historically notable storms occured in California in December 2022; however, rain accumulations were less than 0.5 inch over any 24-hour period of time during the storms bases on weather stations within 1.5 miles of the Site.
3. Analyte detections are shown in **bold**.
4. Soil Gas Probe results that exceed the residential ESLs are highlighted in yellow. Soil gas results from the SVE Monitoring Points are not compared to the ESLs
5. Results for this sample on this date are not consistent with historical soil gas concentration trends by depth in this area. The results on this date are considered anomalous.
6. Residential ESLs published by the California Regional Water Quality Control Board, San Francisco Bay Region, Tier 1 ESLs (Rev. 3), February, 2016
7. Commercial ESLs published by the California Regional Water Quality Control Board, San Francisco Bay Region, Tier 1 ESLs (Rev. 3), February, 2016

TABLE A-4

HISTORICAL SOIL GAS SAMPLING RESULTS
Former Ford Aeronutronic Facility
Newport Beach, California

Abbreviations and Data Qualifiers

-- = not applicable
< = The constituent was not detected at or above the laboratory reporting limit shown.
µg/m^3 = micrograms per meter cubed
bgs = below ground surface
CT/CAL = Caltrans
DCA = dichloroethane
DCE = dichloroethene
DFA = 1,1-difluoroethane
DUP = Duplicate
ESLs = Environmental Screening Levels
J = The result is an estimated quantity. The associated numerical value is the approximate concentration of the analyte in the sample
J- = The result is an estimated quantity, but the result may be biased low.
J+ = The result is an estimated quantity, but the result may be biased high.
PCE = tetrachloroethene
ppmv = parts per million by volume
R = The data are unusable. The sample results are rejected due to serious deficiencies in meeting QC criteria. The analyte may or may not be present in the sample.
REP = replicate sample
ROW= City of Newport Beach right-of-way property
RR = re-run
SG = soil gas
SVE = soil vapor extraction
TCA = trichloroethane
TCE = trichloroethene
TFA = 1,1,1,2-tetrafluoroethane
UJ = The analyte was analyzed for, but was not detected. The reported quantitation limit is approximate and may be inaccurate or imprecise.
U.S. EPA = U.S. Environmental Protection Agency
VOCs = volatile organic compounds

TABLE A-5

HISTORICAL PERIMETER SOIL GAS SAMPLING RESULTS
Former Ford Aeronutronic Facility
Newport Beach, California

Sampling Location	Sample ID	Date Sampled [2]	Depth of Sample (feet bgs)	Volatile Organic Compounds [1] (µg/m³)									Leak Detection Compounds [1]					
				1,1-DCE	1,1-DCA	1,2-DCA	cis-1,2-DCE	trans-1,2-DCE	PCE	1,1,1-TCA	TCE	Vinyl Chloride	Heptane (µg/m³)	Hexane (µg/m³)	Pentane (µg/m³)	Helium (ppmv)	TFA (µg/m³)	DFA (µg/m³)
Residential Area *																		
PSG-01-01	PSG-01-01-5	08/11/2020	5.0	<8.0	<8.0	<8.0	<8.0	<8.0	<8.0	<8.0	<8.0	<8.0	<80	<80	<80	--	--	--
PSG-01-01	PSG-01-01-5	01/19/2021	5.0	<8.0	<8.0	<8.0	**6.0 J [3]**	<8.0	<8.0	<8.0	<8.0	<8.0	<80	<80	<80	--	--	--
PSG-01-01	PSG-01-01-5	05/25/2021	5.0	<8.0	<8.0	<8.0	<8.0	<8.0	<8.0	<8.0	<8.0	<8.0	<80	<80	<80	--	--	--
PSG-01-01	PSG-01-01-5	09/21/2021	5.0	<8.0	<8.0	<8.0	<8.0	<8.0	<8.0	<8.0	<8.0 UJ	<8.0	<80	<80	<80	--	--	--
PSG-01-01	PSG-01-01-5	01/18/2022	5.0	<4.0	<4.0	<4.0	<4.0	<4.0	<4.0	<4.0	<4.0	<4.0	<40	<40	<40	--	--	--
PSG-01-01	PSG-01-01-5 REP	01/18/2022	5.0	<4.0	<4.0	<4.0	<4.0	<4.0	<4.0	<4.0	<4.0	<4.0	<40	<40	<40	--	--	--
PSG-01-01	PSG-01-01-5	05/09/2022	5.0	<4.0	<4.0	<4.0	<4.0	<4.0	<4.0	<4.0	<4.0 UJ	<4.0 UJ	<40	<40	<40	--	--	--
PSG-01-01	PSG-01-01-15	04/16/2019	15.0	<8.0	**69**	<8.0	**23**	<8.0	<8.0	<8.0	<8.0	<8.0	<80	<80	<80	--	--	--
PSG-01-01	PSG-01-01-15 REP	04/16/2019	15.0	<8.0	**82**	<8.0	**24**	<8.0	<8.0	<8.0	<8.0	<8.0	<80	<80	<80	--	--	--
PSG-01-01	PSG-01-01-15	07/09/2019	15.0	<8.0	**75**	<8.0	**22**	<8.0	<8.0	<8.0	<8.0	<8.0	<80	<80	<80	--	--	--
PSG-01-01	PSG-01-01-15	02/04/2020	15.0	<8.0	**69**	<8.0	**19**	<8.0	<8.0	<8.0	<8.0	<8.0	<80	<80	<80	--	--	--
PSG-01-01	PSG-01-01-15	05/11/2020	15.0	<8.0	**71**	<8.0	**21**	<8.0	<8.0	<8.0	<8.0	<8.0	<80	<80	<80	--	--	--
PSG-01-01	PSG-01-01-15 REP	05/11/2020	15.0	<8.0	**75**	<8.0	**21**	<8.0	<8.0	<8.0	<8.0	<8.0	<80	<80	<80	--	--	--
PSG-01-01	PSG-01-01-15	08/11/2020	15.0	<8.0	<8.0	<8.0	<8.0	<8.0	<8.0	<8.0	<8.0	<8.0	<80	<80	<80	--	--	--
PSG-01-01	PSG-01-01-15 REP	08/11/2020	15.0	<8.0	<8.0	<8.0	<8.0	<8.0	<8.0	<8.0	<8.0	<8.0	<80	<80	<80	--	--	--
PSG-01-01	PSG-01-01-15	01/19/2021	15.0	<8.0	**65**	<8.0	**21**	<8.0	<8.0	<8.0	<8.0	<8.0	<80	<80	<80	--	--	--
PSG-01-01	PSG-01-01-15 REP	01/19/2021	15.0	**4.0 J**	**69**	<8.0	**24**	<8.0	<8.0	<8.0	<8.0	<8.0	<80	<80	<80	--	--	--
PSG-01-01	PSG-01-01-15	05/25/2021	15.0	<8.0	**50**	<8.0	<8.0	<8.0	<8.0	<8.0	<8.0	<8.0	<80	<80	<80	--	--	--
PSG-01-01	PSG-01-01-15	09/21/2021	15.0	**65**	<8.0	<8.0	**18**	<8.0	<8.0	<8.0	<8.0 UJ	<8.0	<80	<80	<80	--	--	--
PSG-01-01	PSG-01-01-15 REP	09/21/2021	15.0	**66**	<8.0	<8.0	**16**	<8.0	<8.0	<8.0	<8.0 UJ	<8.0	<80	<80	<80	--	--	--
PSG-01-01	PSG-01-01-15	01/18/2022	15.0	<4.0	**65**	<4.0	**17**	<4.0	<4.0	<4.0	<4.0	<4.0	<40	<40	<40	--	--	--
PSG-01-01	PSG-01-01-15	05/09/2022	15.0	<4.0	**51**	<4.0	**13**	<4.0	<4.0	<4.0	<4.0 UJ	<4.0 UJ	<40	<40	<40	--	--	--
PSG-01-01	PSG-01-01-15 REP	05/09/2022	15.0	<4.0	**47**	<4.0	**13**	<4.0	<4.0	<4.0	<4.0 UJ	<4.0 UJ	<40	<40	<40	--	--	--
PSG-01-02	PSG-01-02-5	04/16/2019	5.0	<8.0	<8.0	<8.0	<8.0	<8.0	**21**	<8.0	<8.0	<8.0	<80	<80	<80	--	--	--
PSG-01-02	PSG-01-02-5	07/09/2019	5.0	<8.0	<8.0	<8.0	<8.0	<8.0	<8.0	<8.0	<8.0	<8.0	<80	<80	<80	--	--	--
PSG-01-02	PSG-01-02-5	02/04/2020	5.0	<8.0	<8.0	<8.0	<8.0	<8.0	<8.0	<8.0	<8.0	<8.0	<80	<80	<80	--	--	--
PSG-01-02	PSG-01-02-5	05/11/2020	5.0	<8.0	<8.0	<8.0	<8.0	<8.0	<8.0	<8.0	<8.0	<8.0	<80	<80	<80	--	--	--
PSG-01-02	PSG-01-02-5	08/11/2020	5.0	<8.0	<8.0	<8.0	<8.0	<8.0	<8.0	<8.0	<8.0	<8.0	<80	<80	<80	--	--	--
PSG-01-02	PSG-01-02-5	01/19/2021	5.0	<8.0	<8.0	<8.0	<8.0	<8.0	**5.0 J**	<8.0	<8.0	<8.0	<80	<80	<80	--	--	--
PSG-01-02	PSG-01-02-5	05/25/2021	5.0	<8.0	<8.0	<8.0	<8.0	<8.0	<8.0	<8.0	<8.0	<8.0	<80	<80	<80	--	--	--
PSG-01-02	PSG-01-02-5	09/21/2021	5.0	<8.0	<8.0	<8.0	<8.0	<8.0	**5.0 J**	<8.0	<8.0 UJ	<8.0	<80	<80	<80	--	--	--
PSG-01-02	PSG-01-02-5	01/18/2022	5.0	<4.0	<4.0	<4.0	<4.0	<4.0	**8.0**	<4.0	<4.0	<4.0	<40	<40	<40	--	--	--
PSG-01-02	PSG-01-02-5	05/09/2022	5.0	<4.0	<4.0	<4.0	<4.0	<4.0	**8.0**	<4.0	<4.0 UJ	<4.0 UJ	<40	<40	<40	--	--	--
PSG-01-02	PSG-01-02-5	09/06/2022	5.0	<100 UJ	<100	<20	<100	<100 UJ	<20	<100	<20	<10 UJ	--	--	--	--	--	<100
PSG-01-02	PSG-01-02-15	04/16/2019	15.0	<8.0	<8.0	<8.0	<8.0	<8.0	**85**	<8.0	<8.0	<8.0	<80	<80	<80	--	--	--
PSG-01-02	PSG-01-02-15	07/09/2019	15.0	<8.0	<8.0	<8.0	<8.0	<8.0	**109**	<8.0	<8.0	<8.0	<80	<80	<80	--	--	--
PSG-01-02	PSG-01-02-15	02/04/2020	15.0	<8.0	<8.0	<8.0	<8.0	<8.0	**89**	<8.0	<8.0	<8.0	<80	<80	<80	--	--	--
PSG-01-02	PSG-01-02-15	05/11/2020	15.0	<8.0	<8.0	<8.0	<8.0	<8.0	**84**	<8.0	<8.0	**15**	<80	<80	<80	--	--	--
PSG-01-02	PSG-01-02-15	08/11/2020	15.0	<8.0	<8.0	<8.0	<8.0	<8.0	**72**	<8.0	<8.0	<8.0	<80	<80	<80	--	--	--
PSG-01-02	PSG-01-02-15	01/19/2021	15.0	<8.0	<8.0	<8.0	**4.0 J**	<8.0	**81**	<8.0	<8.0	<8.0	<80	<80	<80	--	--	--
PSG-01-02	PSG-01-02-15	05/25/2021	15.0	<8.0	<8.0	<8.0	<8.0	<8.0	**67**	<8.0	<8.0	<8.0	<80	<80	<80	--	--	--
PSG-01-02	PSG-01-02-15 REP	05/25/2021	15.0	<8.0	<8.0	<8.0	<8.0	<8.0	**66**	<8.0	<8.0	<8.0	<80	<80	<80	--	--	--
PSG-01-02	PSG-01-02-15	09/21/2021	15.0	<8.0	<8.0	<8.0	<8.0	<8.0	**85**	<8.0	**5.0 J**	<8.0	<80	<80	<80	--	--	--
PSG-01-02	PSG-01-02-15	01/18/2022	15.0	<4.0	<4.0	<4.0	<4.0	<4.0	**94**	<4.0	**4.0 J+**	<4.0	<40	<40	<40	--	--	--
PSG-01-02	PSG-01-02-15	05/09/2022	15.0	<4.0	<4.0	<4.0	<4.0	<4.0	**86**	<4.0	**4.0 J**	<4.0 UJ	<40	<40	<40	--	--	--
PSG-01-02	PSG-01-02-15	09/06/2022	15.0	<100 UJ	<100 UJ	<20 UJ	<100 UJ	<100 UJ	**31 J**	<100 UJ	<20 UJ	<10 UJ	--	--	--	--	--	<100
PSG-01-03	PSG-01-03-15	04/16/2019	15.0	<8.0	<8.0	<8.0	<8.0	<8.0	**183**	<8.0	<8.0	<8.0	<80	<80	<80	--	--	--
PSG-01-03	PSG-01-03-15	07/09/2019	15.0	<8.0	<8.0	<8.0	<8.0	<8.0	**217**	<8.0	<8.0	<8.0	<80	<80	<80	--	--	--
PSG-01-03	PSG-01-03-15 REP	07/09/2019	15.0	<8.0	<8.0	<8.0	<8.0	<8.0	**204**	<8.0	<8.0	<8.0	<80	<80	<80	--	--	--

TABLE A-5

HISTORICAL PERIMETER SOIL GAS SAMPLING RESULTS
Former Ford Aeronutronic Facility
Newport Beach, California

Sampling Location	Sample ID	Date Sampled [2]	Depth of Sample (feet bgs)	Volatile Organic Compounds [1] (µg/m³)									Leak Detection Compounds [1]					
				1,1-DCE	1,1-DCA	1,2-DCA	cis-1,2-DCE	trans-1,2-DCE	PCE	1,1,1-TCA	TCE	Vinyl Chloride	Heptane (µg/m³)	Hexane (µg/m³)	Pentane (µg/m³)	Helium (ppmv)	TFA (µg/m³)	DFA (µg/m³)
PSG-01-03	PSG-01-03-15	02/04/2020	15.0	<8.0	<8.0	<8.0	<8.0	<8.0	**167**	<8.0	<8.0	<8.0	<80	<80	<80	--	--	--
PSG-01-03	PSG-01-03-15	05/11/2020	15.0	<8.0	<8.0	<8.0	<8.0	<8.0	**169**	<8.0	<8.0	**6.0 J**	<80	<80	<80	--	--	--
PSG-01-03	PSG-01-03-15	08/11/2020	15.0	<8.0	<8.0	<8.0	<8.0	<8.0	**127**	<8.0	<8.0	<8.0	<80	<80	<80	--	--	--
PSG-01-03	PSG-01-03-15	01/19/2021	15.0	<8.0	<8.0	<8.0	<8.0	<8.0	**152**	<8.0	<8.0	<8.0	<80	<80	<80	--	--	--
PSG-01-03	PSG-01-03-15	05/25/2021	15.0	<8.0	<8.0	<8.0	<8.0	<8.0	**114**	<8.0	<8.0	<8.0	<80	<80	<80	--	--	--
PSG-01-03	PSG-01-03-15	09/21/2021	15.0	<8.0	<8.0	<8.0	<8.0	<8.0	**133**	<8.0	<8.0 UJ	<8.0	<80	<80	<80	--	--	--
PSG-01-03	PSG-01-03-15	01/18/2022	15.0	<4.0	<4.0	<4.0	<4.0	<4.0	**136**	<4.0	<4.0	<4.0	<40	<40	<40	--	--	--
PSG-01-03	PSG-01-03-15 REP	01/18/2022	15.0	<4.0	<4.0	<4.0	<4.0	<4.0	**138**	<4.0	<4.0	<4.0	<40	<40	<40	--	--	--
PSG-01-03	PSG-01-03-15	05/09/2022	15.0	<4.0	<4.0	<4.0	<4.0	<4.0	**7.0**	<4.0	<4.0 UJ	<4.0 UJ	<40	<40	<40	--	--	--
PSG-01-04	PSG-01-04-5	04/16/2019	5.0	<8.0	<8.0	<8.0	<8.0	<8.0	**9.0**	<8.0	<8.0	<8.0	<80	<80	<80	--	--	--
PSG-01-04	PSG-01-04-5	07/09/2019	5.0	<8.0	<8.0	<8.0	<8.0	<8.0	<8.0	<8.0	<8.0	<8.0	<80	<80	<80	--	--	--
PSG-01-04	PSG-01-04-5	02/04/2020	5.0	<8.0	<8.0	<8.0	<8.0	<8.0	<8.0	<8.0	<8.0	<8.0	<80	<80	<80	--	--	--
PSG-01-04	PSG-01-04-5	05/11/2020	5.0	<8.0	<8.0	<8.0	<8.0	<8.0	<8.0	<8.0	<8.0	**8.0 J**	<80	<80	<80	--	--	--
PSG-01-04	PSG-01-04-5	08/11/2020	5.0	<8.0	<8.0	<8.0	<8.0	<8.0	<8.0	<8.0	<8.0	<8.0	<80	<80	<80	--	--	--
PSG-01-04	PSG-01-04-5	01/19/2021	5.0	<8.0	<8.0	<8.0	<8.0	<8.0	<8.0	<8.0	<8.0	<8.0	<80	<80	<80	--	--	--
PSG-01-04	PSG-01-04-5	05/25/2021	5.0	<8.0	<8.0	<8.0	<8.0	<8.0	<8.0	<8.0	<8.0	<8.0	<80	<80	<80	--	--	--
PSG-01-04	PSG-01-04-5	09/21/2021	5.0	<8.0	<8.0	<8.0	<8.0	<8.0	**3.0 J**	<8.0	<8.0 UJ	<8.0	<80	<80	<80	--	--	--
PSG-01-04	PSG-01-04-5	01/18/2022	5.0	<4.0	<4.0	<4.0	<4.0	<4.0	<4.0	<4.0	<4.0	<4.0	<40	<40	<40	--	--	--
PSG-01-04	PSG-01-04-5	05/09/2022	5.0	<4.0	<4.0	<4.0	<4.0	<4.0	<4.0	<4.0	<4.0 UJ	<4.0 UJ	<40	<40	<40	--	--	--
PSG-01-04	PSG-01-04-5	09/06/2022	5.0	<100 UJ	<100	<20	<100	<100 UJ	<20	<100	<20	<10 UJ	--	--	--	--	--	<100
PSG-01-04	PSG-01-04-5 REP	09/06/2022	5.0	<100 UJ	<100 UJ	<20 UJ	<100 UJ	<100 UJ	<20 UJ	<100 UJ	<20 UJ	<10 UJ	--	--	--	--	--	<100
PSG-01-04	PSG-01-04-15	04/16/2019	15.0	<8.0	<8.0	<8.0	<8.0	<8.0	**101**	<8.0	<8.0	<8.0	<80	<80	<80	--	--	--
PSG-01-04	PSG-01-04-15	07/09/2019	15.0	<8.0	<8.0	<8.0	<8.0	<8.0	**109**	<8.0	<8.0	<8.0	<80	<80	<80	--	--	--
PSG-01-04	PSG-01-04-15	02/04/2020	15.0	<8.0	<8.0	<8.0	<8.0	<8.0	**93**	<8.0	<8.0	<8.0	<80	<80	<80	--	--	--
PSG-01-04	PSG-01-04-15	05/11/2020	15.0	<8.0	<8.0	<8.0	<8.0	<8.0	**99**	<8.0	<8.0	**9.0**	<80	<80	<80	--	--	--
PSG-01-04	PSG-01-04-15	08/11/2020	15.0	<8.0	<8.0	<8.0	<8.0	<8.0	**78**	<8.0	<8.0	<8.0	<80	<80	<80	--	--	--
PSG-01-04	PSG-01-04-15	01/19/2021	15.0	<8.0	<8.0	<8.0	**4.0 J**	<8.0	**79**	<8.0	<8.0	<8.0	<80	<80	<80	--	--	--
PSG-01-04	PSG-01-04-15	05/25/2021	15.0	<8.0	<8.0	<8.0	<8.0	<8.0	**69**	<8.0	<8.0	<8.0	<80	<80	<80	--	--	--
PSG-01-04	PSG-01-04-15	09/21/2021	15.0	<8.0	<8.0	<8.0	<8.0	<8.0	**90**	<8.0	<8.0 UJ	<8.0	<80	<80	<80	--	--	--
PSG-01-04	PSG-01-04-15	01/18/2022	15.0	<4.0	<4.0	<4.0	<4.0	<4.0	**88**	<4.0	<4.0	<4.0	<40	<40	<40	--	--	--
PSG-01-04	PSG-01-04-15	05/09/2022	15.0	<4.0	<4.0	<4.0	<4.0	<4.0	**8.0**	<4.0	<4.0 UJ	<4.0 UJ	<40	<40	<40	--	--	--
PSG-01-04	PSG-01-04-15	09/06/2022	15.0	<100 UJ	<100	<20	<100	<100 UJ	**51 J+**	<100	<20	<10 UJ	--	--	--	--	--	<100
PSG-01-05	PSG-01-05-5	04/16/2019	5.0	<8.0	<8.0	<8.0	<8.0	<8.0	<8.0	<8.0	<8.0	<8.0	<80	<80	<80	--	--	--
PSG-01-05	PSG-01-05-5	07/09/2019	5.0	<8.0	<8.0	<8.0	<8.0	<8.0	<8.0	<8.0	<8.0	<8.0	<80	<80	<80	--	--	--
PSG-01-05	PSG-01-05-5	02/04/2020	5.0	<8.0	<8.0	<8.0	<8.0	<8.0	<8.0	<8.0	<8.0	<8.0	<80	<80	<80	--	--	--
PSG-01-05	PSG-01-05-5	05/11/2020	5.0	<8.0	<8.0	<8.0	<8.0	<8.0	<8.0	<8.0	<8.0	**9.0**	<80	<80	<80	--	--	--
PSG-01-05	PSG-01-05-5	08/11/2020	5.0	<8.0	<8.0	<8.0	<8.0	<8.0	<8.0	<8.0	<8.0	<8.0	<80	<80	<80	--	--	--
PSG-01-05	PSG-01-05-5	01/19/2021	5.0	<8.0	<8.0	<8.0	**8.0 J**	<8.0	<8.0	<8.0	<8.0	<8.0	<80	<80	<80	--	--	--
PSG-01-05	PSG-01-05-5	05/25/2021	5.0	<8.0	<8.0	<8.0	<8.0	<8.0	<8.0	<8.0	<8.0	<8.0	<80	<80	<80	--	--	--
PSG-01-05	PSG-01-05-5	09/21/2021	5.0	<8.0	<8.0	<8.0	<8.0	<8.0	**8.0 J**	<8.0	<8.0 UJ	<8.0	<80	<80	<80	--	--	--
PSG-01-05	PSG-01-05-5	01/18/2022	5.0	<4.0	<4.0	<4.0	<4.0	<4.0	**5.0**	<4.0	<4.0	<4.0	<40	<40	<40	--	--	--
PSG-01-05	PSG-01-05-5	05/09/2022	5.0	<4.0	<4.0	<4.0	<4.0	<4.0	**6.0**	<4.0	<4.0 UJ	<4.0 UJ	<40	<40	<40	--	--	--
PSG-01-05	PSG-01-05-15	04/16/2019	15.0	<8.0	<8.0	<8.0	<8.0	<8.0	**102**	<8.0	<8.0	<8.0	<80	<80	<80	--	--	--
PSG-01-05	PSG-01-05-15	07/09/2019	15.0	<8.0	<8.0	<8.0	<8.0	<8.0	**128**	<8.0	<8.0	<8.0	<80	<80	<80	--	--	--
PSG-01-05	PSG-01-05-15	02/04/2020	15.0	<8.0	<8.0	<8.0	<8.0	<8.0	**144**	<8.0	<8.0	<8.0	<80	<80	<80	--	--	--
PSG-01-05	PSG-01-05-15	05/11/2020	15.0	<8.0	<8.0	<8.0	<8.0	<8.0	**126**	<8.0	<8.0	<8.0	<80	<80	<80	--	--	--
PSG-01-05	PSG-01-05-15	08/11/2020	15.0	<8.0	<8.0	<8.0	<8.0	<8.0	**119**	<8.0	<8.0	<8.0	<80	<80	<80	--	--	--
PSG-01-05	PSG-01-05-15	01/19/2021	15.0	<8.0	<8.0	<8.0	<8.0	<8.0	**138**	<8.0	<8.0	<8.0	<80	<80	<80	--	--	--
PSG-01-05	PSG-01-05-15	05/25/2021	15.0	<8.0	<8.0	<8.0	<8.0	<8.0	**111**	<8.0	<8.0	<8.0	<80	<80	<80	--	--	--
PSG-01-05	PSG-01-05-15	09/21/2021	15.0	<8.0	<8.0	<8.0	<8.0	<8.0	**144**	<8.0	<8.0 UJ	<8.0	<80	<80	<80	--	--	--

TABLE A-5

HISTORICAL PERIMETER SOIL GAS SAMPLING RESULTS
Former Ford Aeronutronic Facility
Newport Beach, California

Sampling Location	Sample ID	Date Sampled [2]	Depth of Sample (feet bgs)	Volatile Organic Compounds [1] (µg/m³)									Leak Detection Compounds [1]					
				1,1-DCE	1,1-DCA	1,2-DCA	cis-1,2-DCE	trans-1,2-DCE	PCE	1,1,1-TCA	TCE	Vinyl Chloride	Heptane (µg/m³)	Hexane (µg/m³)	Pentane (µg/m³)	Helium (ppmv)	TFA (µg/m³)	DFA (µg/m³)
PSG-01-05	PSG-01-05-15	01/18/2022	15.0	<4.0	<4.0	<4.0	<4.0	<4.0	**156**	<4.0	<4.0	<4.0	<40	<40	<40	--	--	--
PSG-01-05	PSG-01-05-15	05/09/2022	15.0	<4.0	<4.0	<4.0	<4.0	<4.0	**133**	<4.0	<4.0 UJ	<4.0 UJ	<40	<40	<40	--	--	--
PSG-01-06	PSG-01-06-5	04/16/2019	5.0	<8.0	<8.0	<8.0	<8.0	<8.0	**10**	<8.0	<8.0	<8.0	<80	<80	<80	--	--	--
PSG-01-06	PSG-01-06-5	07/09/2019	5.0	<8.0	<8.0	<8.0	<8.0	<8.0	<8.0	<8.0	<8.0	<8.0	<80	<80	<80	--	--	--
PSG-01-06	PSG-01-06-5	02/04/2020	5.0	<8.0	<8.0	<8.0	<8.0	<8.0	<8.0	<8.0	<8.0	<8.0	<80	<80	<80	--	--	--
PSG-01-06	PSG-01-06-5	05/11/2020	5.0	<8.0	<8.0	<8.0	<8.0	<8.0	<8.0	<8.0	<8.0	<8.0	<80	<80	<80	--	--	--
PSG-01-06	PSG-01-06-5	08/11/2020	5.0	<8.0	<8.0	<8.0	<8.0	<8.0	<8.0	<8.0	<8.0	<8.0	<80	<80	<80	--	--	--
PSG-01-06	PSG-01-06-5	01/19/2021	5.0	<8.0	<8.0	<8.0	**4.0 J**	<8.0	<8.0	<8.0	<8.0	<8.0	<80	<80	<80	--	--	--
PSG-01-06	PSG-01-06-5	05/25/2021	5.0	<8.0	<8.0	<8.0	<8.0	<8.0	<8.0	<8.0	<8.0	<8.0	<80	<80	<80	--	--	--
PSG-01-06	PSG-01-06-5	09/21/2021	5.0	<8.0	<8.0	<8.0	<8.0	<8.0	**3.0 J**	<8.0	<8.0 UJ	<8.0	<80	<80	<80	--	--	--
PSG-01-06	PSG-01-06-5 REP	09/21/2021	5.0	<8.0	<8.0	<8.0	<8.0	<8.0	**4.0 J**	<8.0	<8.0 UJ	<8.0	<80	<80	<80	--	--	--
PSG-01-06	PSG-01-06-5	01/18/2022	5.0	<4.0	<4.0	<4.0	<4.0	<4.0	**24**	<4.0	**7.0 J+**	<4.0	**306** [4]	**332** [4]	<40	--	--	--
PSG-01-06	PSG-01-06-5	05/11/2022	5.0	<4.0 R	<4.0 R	<4.0 R	<4.0 R	<4.0 R	**5.0 R**	<4.0 R	<4.0 R	<4.0 R	**6,970**	**4,410**	**7,020**	**--**	**--**	--
PSG-01-06	PSG-01-06-5	09/06/2022	5.0	<100 UJ	<100 UJ	<20 UJ	<100 UJ	<100 UJ	<20 UJ	<100 UJ	<20 UJ	<10 UJ	--	--	--	--	--	<100
PSG-01-06	PSG-01-06-15	04/16/2019	15.0	<8.0	<8.0	<8.0	<8.0	<8.0	**23**	<8.0	<8.0	<8.0	<80	<80	<80	--	--	--
PSG-01-06	PSG-01-06-15	07/09/2019	15.0	<8.0	<8.0	<8.0	<8.0	<8.0	**14**	<8.0	<8.0	<8.0	<80	<80	<80	--	--	--
PSG-01-06	PSG-01-06-15	02/04/2020	15.0	<8.0	<8.0	<8.0	<8.0	<8.0	**25**	<8.0	<8.0	<8.0	<80	<80	<80	--	--	--
PSG-01-06	PSG-01-06-15 REP	02/04/2020	15.0	<8.0	<8.0	<8.0	<8.0	<8.0	**27**	<8.0	<8.0	<8.0	<80	<80	<80	--	--	--
PSG-01-06	PSG-01-06-15	05/11/2020	15.0	<8.0	<8.0	<8.0	<8.0	<8.0	**38**	<8.0	<8.0	<8.0	<80	<80	<80	--	--	--
PSG-01-06	PSG-01-06-15	08/11/2020	15.0	<8.0	<8.0	<8.0	<8.0	<8.0	<8.0	<8.0	<8.0	<8.0	<80	<80	<80	--	--	--
PSG-01-06	PSG-01-06-15	01/19/2021	15.0	<8.0	<8.0	<8.0	<8.0	<8.0	**35**	<8.0	<8.0	<8.0	<80	<80	<80	--	--	--
PSG-01-06	PSG-01-06-15	05/25/2021	15.0	<8.0	<8.0	<8.0	<8.0	<8.0	**32**	<8.0	<8.0	<8.0	<80	<80	<80	--	--	--
PSG-01-06	PSG-01-06-15	09/21/2021	15.0	<8.0	<8.0	<8.0	<8.0	<8.0	**33**	<8.0	<8.0 UJ	<8.0	<80	<80	<80	--	--	--
PSG-01-06	PSG-01-06-15	01/18/2022	15.0	<4.0	<4.0	<4.0	<4.0	<4.0	**38**	<4.0	<4.0	<4.0	<40	<40	<40	--	--	--
PSG-01-06	PSG-01-06-15	05/09/2022	15.0	<4.0	<4.0	<4.0	<4.0	<4.0	**34**	<4.0	<4.0 UJ	<4.0 UJ	<40	<40	<40	--	--	--
PSG-01-06	PSG-01-06-15	09/06/2022	15.0	<100 UJ	<100 UJ	<20 UJ	<100 UJ	<100 UJ	<20 UJ	<100 UJ	<20 UJ	<10 UJ	--	--	--	--	--	<100
PSG-01-07	PSG-01-07-5	04/16/2019	5.0	<8.0	<8.0	<8.0	<8.0	<8.0	**138**	<8.0	<8.0	<8.0	<80	<80	<80	--	--	--
PSG-01-07	PSG-01-07-5	07/09/2019	5.0	<8.0	<8.0	<8.0	<8.0	<8.0	**245**	<8.0	<8.0	<8.0	<80	<80	<80	--	--	--
PSG-01-07	PSG-01-07-5	02/04/2020	5.0	<8.0	<8.0	<8.0	<8.0	<8.0	**166**	<8.0	<8.0	<8.0	<80	<80	<80	--	--	--
PSG-01-07	PSG-01-07-5	05/11/2020	5.0	<8.0	<8.0	<8.0	<8.0	<8.0	**238**	<8.0	<8.0	<8.0	<80	<80	<80	--	--	--
PSG-01-07	PSG-01-07-5	08/11/2020	5.0	<8.0	<8.0	<8.0	<8.0	<8.0	**227**	<8.0	<8.0	<8.0	<80	<80	<80	--	--	--
PSG-01-07	PSG-01-07-5	01/19/2021	5.0	**3.0 J**	<8.0	<8.0	**3.0 J**	<8.0	**169**	<8.0	<8.0	<8.0	<80	<80	<80	--	--	--
PSG-01-07	PSG-01-07-5	05/25/2021	5.0	<8.0	<8.0	<8.0	<8.0	<8.0	**178**	<8.0	<8.0	<8.0	<80	<80	<80	--	--	--
PSG-01-07	PSG-01-07-5	09/21/2021	5.0	<8.0	<8.0	<8.0	<8.0	<8.0	**252**	<8.0	<8.0 UJ	<8.0	<80	<80	<80	--	--	--
PSG-01-07	PSG-01-07-5	01/18/2022	5.0	<4.0	<4.0	<4.0	<4.0	<4.0	**179**	<4.0	<4.0	<4.0	<40	<40	<40	--	--	--
PSG-01-07	PSG-01-07-5	05/09/2022	5.0	<4.0	<4.0	<4.0	<4.0	<4.0	**182**	<4.0	<4.0 UJ	<4.0 UJ	<40	<40	<40	--	--	--
PSG-01-07	PSG-01-07-15	04/16/2019	15.0	<8.0	<8.0	<8.0	<8.0	<8.0	**392**	<8.0	**23**	<8.0	<80	<80	<80	--	--	--
PSG-01-07	PSG-01-07-15	07/09/2019	15.0	<8.0	<8.0	<8.0	<8.0	<8.0	**503**	<8.0	**19**	<8.0	<80	<80	<80	--	--	--
PSG-01-07	PSG-01-07-15	02/04/2020	15.0	<8.0	<8.0	<8.0	<8.0	<8.0	**383**	<8.0	**16**	<8.0	<80	<80	<80	--	--	--
PSG-01-07	PSG-01-07-15	05/11/2020	15.0	<8.0	<8.0	<8.0	<8.0	<8.0	**443**	<8.0	**18**	<8.0	<80	<80	<80	--	--	--
PSG-01-07	PSG-01-07-15 REP	05/11/2020	15.0	<8.0	<8.0	<8.0	<8.0	<8.0	**417**	<8.0	**18**	<8.0	<80	<80	<80	--	--	--
PSG-01-07	PSG-01-07-15	08/11/2020	15.0	<8.0	<8.0	<8.0	<8.0	<8.0	**375**	<8.0	**8.0**	<8.0	<80	<80	<80	--	--	--
PSG-01-07	PSG-01-07-15	01/19/2021	15.0	<8.0	<8.0	<8.0	<8.0	<8.0	**406**	<8.0	**12**	<8.0	<80	<80	<80	--	--	--
PSG-01-07	PSG-01-07-15	05/25/2021	15.0	<8.0	<8.0	<8.0	<8.0	<8.0	**372**	<8.0	**4.0 J**	<8.0	<80	<80	<80	--	--	--
PSG-01-07	PSG-01-07-15 REP	05/25/2021	15.0	<8.0	<8.0	<8.0	<8.0	<8.0	**392**	<8.0	**5.0 J**	<8.0	<80	<80	<80	--	--	--
PSG-01-07	PSG-01-07-15	09/21/2021	15.0	<8.0	<8.0	<8.0	<8.0	<8.0	**452**	<8.0	**11 J**	<8.0	<80	<80	<80	--	--	--
PSG-01-07	PSG-01-07-15	01/18/2022	15.0	<4.0	<4.0	<4.0	<4.0	<4.0	**449**	<4.0	**10 J+**	<4.0	<40	<40	<40	--	--	--
PSG-01-07	PSG-01-07-15	05/09/2022	15.0	<4.0	<4.0	<4.0	<4.0	<4.0	**51**	<4.0	<4.0 UJ	<4.0 UJ	<40	<40	<40	--	--	--
PSG-01-08	PSG-01-08-5	04/16/2019	5.0	<8.0	<8.0	<8.0	<8.0	<8.0	**171**	<8.0	**38**	<8.0	<80	<80	<80	--	--	--
PSG-01-08	PSG-01-08-5	07/09/2019	5.0	<8.0	<8.0	<8.0	<8.0	<8.0	**622**	<8.0	**81**	<8.0	<80	<80	<80	--	--	--

TABLE A-5

HISTORICAL PERIMETER SOIL GAS SAMPLING RESULTS
Former Ford Aeronutronic Facility
Newport Beach, California

				Volatile Organic Compounds [1] (µg/m³)									Leak Detection Compounds [1]					
Sampling Location	Sample ID	Date Sampled [2]	Depth of Sample (feet bgs)	1,1-DCE	1,1-DCA	1,2-DCA	cis-1,2-DCE	trans-1,2-DCE	PCE	1,1,1-TCA	TCE	Vinyl Chloride	Heptane (µg/m³)	Hexane (µg/m³)	Pentane (µg/m³)	Helium (ppmv)	TFA (µg/m³)	DFA (µg/m³)
PSG-01-08	PSG-01-08-5	08/11/2020	5.0	<8.0	<8.0	<8.0	<8.0	<8.0	**377**	<8.0	**36**	<8.0	<80	<80	<80	--	--	--
PSG-01-08	PSG-01-08-5	01/19/2021	5.0	<8.0	<8.0	<8.0	**4.0 J**	<8.0	**239**	<8.0	**25**	<8.0	<80	<80	<80	--	--	--
PSG-01-08	PSG-01-08-5	09/22/2021	5.0	<8.0	<8.0	<8.0	<8.0	<8.0	**291**	<8.0	**22**	<8.0	<80	<80	<80	--	--	--
PSG-01-08	PSG-01-08-5	01/18/2022	5.0	<4.0	<4.0	<4.0	<4.0	<4.0	**347**	<4.0	**32 J+**	<4.0	<40	<40	<40	--	--	--
PSG-01-08	PSG-01-08-5	05/09/2022	5.0	<4.0	<4.0	<4.0	<4.0	<4.0	**278**	<4.0	**27 J**	<4.0 UJ	<40	<40	<40	--	--	--
PSG-01-08	PSG-01-08-5	09/06/2022	5.0	<100 UJ	<100	<20	<100	<100 UJ	**130 J+**	<100	<20	<10 UJ	--	--	--	--	--	<100
PSG-01-08	PSG-01-08-15	04/16/2019	15.0	**73**	<8.0	<8.0	<8.0	<8.0	**1,100**	<8.0	**1,220**	<8.0	<80	<80	<80	--	--	--
PSG-01-08	PSG-01-08-15	07/09/2019	15.0	**32**	<8.0	<8.0	<8.0	<8.0	**1,330**	<8.0	**1,070**	<8.0	<80	<80	<80	--	--	--
PSG-01-08	PSG-01-08-15	02/04/2020	15.0	**16**	<8.0	<8.0	<8.0	<8.0	**1,050**	<8.0	**716**	<8.0	<80	<80	<80	--	--	--
PSG-01-08	PSG-01-08-15	05/11/2020	15.0	**21**	<8.0	<8.0	<8.0	<8.0	**1,180**	<8.0	**958**	<8.0	<80	<80	<80	--	--	--
PSG-01-08	PSG-01-08-15	08/11/2020	15.0	**6.0 J**	<8.0	<8.0	<8.0	<8.0	**1,070**	<8.0	**760**	<8.0	<80	<80	<80	--	--	--
PSG-01-08	PSG-01-08-15	01/19/2021	15.0	**3.0 J**	<8.0	<8.0	**3.0 J**	<8.0	**980**	<8.0	**745**	<8.0	<80	<80	<80	--	--	--
PSG-01-08	PSG-01-08-15	05/25/2021	15.0	**30**	<8.0	<8.0	<8.0	<8.0	**1,080**	<8.0	**806**	<8.0	<80	<80	<80	--	--	--
PSG-01-08	PSG-01-08-15	09/22/2021	15.0	**20**	<8.0	<8.0	<8.0	<8.0	**1,090**	<8.0	**796**	<8.0	<80	<80	<80	--	--	--
PSG-01-08	PSG-01-08-15	01/18/2022	15.0	**40**	<4.0	<4.0	<4.0	<4.0	**1,360**	<4.0	**1,110 J+**	<4.0	<40	<40	<40	--	--	--
PSG-01-08	PSG-01-08-15	05/09/2022	15.0	**30**	<4.0	<4.0	<4.0	<4.0	**1,210**	<4.0	**771 J**	<4.0 UJ	<40	<40	<40	--	--	--
PSG-01-08	PSG-01-08-15	09/06/2022	15.0	<100 UJ	<100	<20	<100	<100 UJ	**470 J+**	<100	**450 J+**	<10 UJ	--	--	--	--	--	<100
PSG-01-09	PSG-01-09-5	04/16/2019	5.0	<8.0	<8.0	<8.0	**9.0**	<8.0	**39**	<8.0	**7.0 J**	<8.0	<80	<80	<80	--	--	--
PSG-01-09	PSG-01-09-5	07/10/2019	5.0	<8.0	<8.0	<8.0	**4.0 J**	<8.0	**88**	<8.0	**7.0 J**	<8.0	<80	<80	<80	--	--	--
PSG-01-09	PSG-01-09-5	02/11/2020	5.0	<8.0	<8.0	<8.0	<8.0	<8.0	**68**	<8.0	<8.0	<8.0 UJ	<80	<80	<80	--	--	--
PSG-01-09	PSG-01-09-5	05/11/2020	5.0	<8.0	<8.0	<8.0	<8.0	<8.0	**73**	<8.0	**7.0 J**	<8.0	<80	<80	<80	--	--	--
PSG-01-09	PSG-01-09-5	08/12/2020	5.0	<8.0 UJ	<8.0	<8.0	<8.0	<8.0	**76**	<8.0	<8.0	<8.0	<80	<80	<80	--	--	--
PSG-01-09	PSG-01-09-5	01/19/2021	5.0	**3.0 J**	<8.0	<8.0	<8.0	<8.0	**111**	<8.0	**11**	<8.0	<80	<80	<80	--	--	--
PSG-01-09	PSG-01-09-5	05/25/2021	5.0	<8.0	<8.0	<8.0	<8.0	<8.0	**108**	<8.0	**10**	<8.0	<80	<80	<80	--	--	--
PSG-01-09	PSG-01-09-5	09/21/2021	5.0	<8.0	<8.0	<8.0	<8.0	<8.0	**102 J**	<8.0	**6.0 J**	<8.0	<80	<80	<80	--	--	--
PSG-01-09	PSG-01-09-5	01/18/2022	5.0	<4.0	<4.0	<4.0	<4.0	<4.0	**131**	<4.0	**12 J+**	<4.0	<40	<40	<40	--	--	--
PSG-01-09	PSG-01-09-5	05/09/2022	5.0	<4.0	<4.0	<4.0	<4.0	<4.0	**100 J+**	<4.0	**8.0 J+**	<4.0 UJ	<40	<40	<40	--	--	--
PSG-01-09	PSG-01-09-5 REP	05/09/2022	5.0	<4.0	<4.0	<4.0	<4.0	<4.0	**107 J+**	<4.0	**7.0 J+**	<4.0 UJ	<40	<40	<40	--	--	--
PSG-01-09	PSG-01-09-15	04/16/2019	15.0	**4.0 J**	<8.0	<8.0	<8.0	<8.0	**459**	<8.0	**172**	<8.0	<80	<80	<80	--	--	--
PSG-01-09	PSG-01-09-15	07/10/2019	15.0	<8.0	<8.0	<8.0	<8.0	<8.0	**482**	<8.0	**156**	<8.0	<80	<80	<80	--	--	--
PSG-01-09	PSG-01-09-15	02/11/2020	15.0	<8.0	<8.0	<8.0	<8.0	<8.0	**555**	<8.0	**141**	<8.0 UJ	<80	<80	<80	--	--	--
PSG-01-09	PSG-01-09-15 REP	02/11/2020	15.0	<8.0	<8.0	<8.0	<8.0	<8.0	**553**	<8.0	**138**	<8.0 UJ	<80	<80	<80	--	--	--
PSG-01-09	PSG-01-09-15	05/11/2020	15.0	<8.0	<8.0	<8.0	<8.0	<8.0	**511**	<8.0	**145**	<8.0	<80	<80	<80	--	--	--
PSG-01-09	PSG-01-09-15	08/11/2020	15.0	<8.0	<8.0	<8.0	<8.0	<8.0	**455**	<8.0	**117**	<8.0	<80	<80	<80	--	--	--
PSG-01-09	PSG-01-09-15	01/19/2021	15.0	<8.0	<8.0	<8.0	<8.0	<8.0	**512**	<8.0	**144**	<8.0	<80	<80	<80	--	--	--
PSG-01-09	PSG-01-09-15	05/25/2021	15.0	<8.0	<8.0	<8.0	<8.0	<8.0	**477**	<8.0	**134**	<8.0	<80	<80	<80	--	--	--
PSG-01-09	PSG-01-09-15	09/21/2021	15.0	<8.0	<8.0	<8.0	<8.0	<8.0	**486 J**	<8.0	**143**	<8.0	<80	<80	<80	--	--	--
PSG-01-09	PSG-01-09-15	01/18/2022	15.0	<4.0	<4.0	<4.0	<4.0	<4.0	**544**	<4.0	**172 J+**	<4.0	<40	<40	<40	--	--	--
PSG-01-09	PSG-01-09-15	05/09/2022	15.0	<4.0	<4.0	<4.0	<4.0	<4.0	**584 J+**	<4.0	**156 J+**	<4.0 UJ	<40	<40	<40	--	--	--
PSG-01-10	PSG-01-10-5	04/16/2019	5.0	<8.0	<8.0	<8.0	<8.0	<8.0	**152**	<8.0	**30**	<8.0	<80	<80	<80	--	--	--
PSG-01-10	PSG-01-10-5	07/10/2019	5.0	**5.0 J**	<8.0	<8.0	<8.0	<8.0	**97**	<8.0	**18**	<8.0	<80	<80	<80	--	--	--
PSG-01-10	PSG-01-10-5	08/12/2020	5.0	<8.0 UJ	<8.0	<8.0	<8.0	<8.0	**31**	<8.0	<8.0	<8.0	<80	<80	<80	--	--	--
PSG-01-10	PSG-01-10-5	01/20/2021	5.0	<8.0	<8.0	<8.0	<8.0	<8.0	**21**	<8.0	<8.0	<8.0	<80	<80	<80	--	--	--
PSG-01-10	PSG-01-10-5	05/25/2021	5.0	<8.0	<8.0	<8.0	<8.0	<8.0	**23**	<8.0	**3.0 J**	<8.0	<80	<80	<80	--	--	--
PSG-01-10	PSG-01-10-5	09/21/2021	5.0	<8.0	<8.0	<8.0	<8.0	<8.0	**27 J**	<8.0	<8.0	<8.0	<80	<80	<80	--	--	--
PSG-01-10	PSG-01-10-5	01/18/2022	5.0	<4.0	<4.0	<4.0	<4.0	<4.0	**34 J**	<4.0	<4.0 UJ	<4.0	<40	<40	<40	--	--	--
PSG-01-10	PSG-01-10-5 REP	01/18/2022	5.0	<4.0	<4.0	<4.0	<4.0	<4.0	**31 J**	<4.0	<4.0 UJ	<4.0	<40	<40	<40	--	--	--
PSG-01-10	PSG-01-10-5	05/09/2022	5.0	<4.0	<4.0	<4.0	<4.0	<4.0	**20 J+**	<4.0	<4.0	<4.0 UJ	<40	<40	<40	--	--	--
PSG-01-10	PSG-01-10-5	09/06/2022	5.0	<100 UJ	<100 UJ	<20 UJ	<100 UJ	<100 UJ	<20 UJ	<100 UJ	<20 UJ	<10 UJ	--	--	--	--	--	<100
PSG-01-10	PSG-01-10-15	04/16/2019	15.0	**48**	<8.0	<8.0	<8.0	<8.0	**395**	<8.0	**514**	<8.0	<80	<80	<80	--	--	--

TABLE A-5

HISTORICAL PERIMETER SOIL GAS SAMPLING RESULTS
Former Ford Aeronutronic Facility
Newport Beach, California

Sampling Location	Sample ID	Date Sampled [2]	Depth of Sample (feet bgs)	Volatile Organic Compounds [1] (µg/m³)									Leak Detection Compounds [1]					
				1,1-DCE	1,1-DCA	1,2-DCA	cis-1,2-DCE	trans-1,2-DCE	PCE	1,1,1-TCA	TCE	Vinyl Chloride	Heptane (µg/m³)	Hexane (µg/m³)	Pentane (µg/m³)	Helium (ppmv)	TFA (µg/m³)	DFA (µg/m³)
PSG-01-10	PSG-01-10-15	07/10/2019	15.0	**37**	<8.0	<8.0	<8.0	<8.0	**614**	<8.0	**608**	<8.0	<80	<80	<80	--	--	--
PSG-01-10	PSG-01-10-15 REP	07/10/2019	15.0	**43**	<8.0	<8.0	<8.0	<8.0	**601**	<8.0	**616**	<8.0	<80	<80	<80	--	--	--
PSG-01-10	PSG-01-10-15	02/11/2020	15.0	**50**	<8.0	<8.0	<8.0	<8.0	**737**	<8.0	**641**	<8.0 UJ	<80	<80	<80	--	--	--
PSG-01-10	PSG-01-10-15	05/12/2020	15.0	**79**	<8.0	<8.0	<8.0	<8.0	**641**	<8.0	**620**	<8.0	<80	<80	<80	--	--	--
PSG-01-10	PSG-01-10-15 REP	05/12/2020	15.0	**75**	<8.0	<8.0	<8.0	<8.0	**638**	<8.0	**607**	<8.0	<80	<80	<80	--	--	--
PSG-01-10	PSG-01-10-15	08/12/2020	15.0	**81 J-**	<8.0	<8.0	<8.0	<8.0	**643**	<8.0	**633**	<8.0	<80	<80	<80	--	--	--
PSG-01-10	PSG-01-10-15 REP	08/12/2020	15.0	**74 J-**	<8.0	<8.0	<8.0	<8.0	**584**	<8.0	**611**	<8.0	<80	<80	<80	--	--	--
PSG-01-10	PSG-01-10-15	01/20/2021	15.0	**90**	<8.0	<8.0	**8.0 J**	<8.0	**638**	<8.0	**681**	<8.0	<80	<80	<80	--	--	--
PSG-01-10	PSG-01-10-15 REP	01/20/2021	15.0	**75**	<8.0	<8.0	<8.0	<8.0	**614**	<8.0	**688**	<8.0	<80	<80	<80	--	--	--
PSG-01-10	PSG-01-10-15	05/25/2021	15.0	**112**	<8.0	<8.0	<8.0	<8.0	**655**	<8.0	**640**	<8.0	<80	<80	<80	--	--	--
PSG-01-10	PSG-01-10-15	09/21/2021	15.0	**97**	<8.0	<8.0	<8.0	<8.0	**590 J**	<8.0	**647**	<8.0	<80	<80	<80	--	--	--
PSG-01-10	PSG-01-10-15	01/18/2022	15.0	**138**	<4.0	<4.0	**5.0**	<4.0	**738 J**	<4.0	**830 J**	<4.0	<40	<40	<40	--	--	--
PSG-01-10	PSG-01-10-15	05/09/2022	15.0	**118 J+**	<4.0	<4.0	<4.0	<4.0	**662 J+**	<4.0	**688 J+**	<4.0 UJ	<40	<40	<40	--	--	--
PSG-01-10	PSG-01-10-15	09/06/2022	15.0	<100 UJ	<100 UJ	<20 UJ	<100 UJ	<100 UJ	**420 J**	<100 UJ	**550 J**	<10 UJ	--	--	--	--	--	<100
PSG-01-11	PSG-01-11-5	04/17/2019	5.0	<8.0	<8.0	<8.0	<8.0	<8.0	<8.0	<8.0	<8.0	<8.0	<80	<80	<80	--	--	--
PSG-01-11	PSG-01-11-5 REP	04/17/2019	5.0	<8.0	<8.0	<8.0	<8.0	<8.0	<8.0	<8.0	<8.0	<8.0	<80	<80	<80	--	--	--
PSG-01-11	PSG-01-11-5	07/10/2019	5.0	**4.0 J**	<8.0	<8.0	<8.0	<8.0	<8.0	<8.0	<8.0	<8.0	<80	<80	<80	--	--	--
PSG-01-11	PSG-01-11-5	02/11/2020	5.0	<8.0	<8.0	<8.0	<8.0	<8.0	<8.0	<8.0	<8.0	<8.0 UJ	<80	<80	<80	--	--	--
PSG-01-11	PSG-01-11-5	08/12/2020	5.0	<8.0 UJ	<8.0	<8.0	<8.0	<8.0	<8.0	<8.0	<8.0	<8.0	<80	<80	<80	--	--	--
PSG-01-11	PSG-01-11-5	01/20/2021	5.0	<8.0	<8.0	<8.0	<8.0	<8.0	<8.0	<8.0	<8.0	<8.0	<80	<80	<80	--	--	--
PSG-01-11	PSG-01-11-5	05/25/2021	5.0	<8.0	<8.0	<8.0	<8.0	<8.0	<8.0	<8.0	<8.0	<8.0	<80	<80	<80	--	--	--
PSG-01-11	PSG-01-11-5	09/21/2021	5.0	<8.0	<8.0	<8.0	<8.0	<8.0	**11 J**	<8.0	<8.0	<8.0	<80	<80	<80	--	--	--
PSG-01-11	PSG-01-11-5	01/18/2022	5.0	<4.0	<4.0	<4.0	<4.0	<4.0	**13 J**	<4.0	<4.0 UJ	<4.0	<40	<40	<40	--	--	--
PSG-01-11	PSG-01-11-5	05/09/2022	5.0	<4.0	<4.0	<4.0	<4.0	<4.0	<4.0	<4.0	<4.0	<4.0 UJ	<40	<40	<40	--	--	--
PSG-01-11	PSG-01-11-15	04/17/2019	15.0	**31 J**	<8.0	<8.0	<8.0	<8.0	**565**	<8.0	**739**	<8.0	<80	<80	<80	--	--	--
PSG-01-11	PSG-01-11-15	07/10/2019	15.0	**20**	<8.0	<8.0	<8.0	<8.0	**658**	<8.0	**676**	<8.0	<80	<80	<80	--	--	--
PSG-01-11	PSG-01-11-15	02/11/2020	15.0	**13**	<8.0	<8.0	<8.0	<8.0	**611**	<8.0	**612**	<8.0 UJ	<80	<80	<80	--	--	--
PSG-01-11	PSG-01-11-15	05/12/2020	15.0	**22**	<8.0	<8.0	**5.0 J**	<8.0	**573**	<8.0	**613**	<8.0	<80	<80	<80	--	--	--
PSG-01-11	PSG-01-11-15	08/12/2020	15.0	**21 J-**	<8.0	<8.0	<8.0	<8.0	**534**	<8.0	**577**	<8.0	<80	<80	<80	--	--	--
PSG-01-11	PSG-01-11-15	01/20/2021	15.0	**38**	<8.0	<8.0	**6.0 J**	<8.0	**513**	<8.0	**606**	<8.0	<80	<80	<80	--	--	--
PSG-01-11	PSG-01-11-15	05/25/2021	15.0	**39**	<8.0	<8.0	**5.0 J**	<8.0	**569**	<8.0	**619**	<8.0	<80	<80	<80	--	--	--
PSG-01-11	PSG-01-11-15	09/21/2021	15.0	**40**	<8.0	<8.0	**6.0 J**	<8.0	**561 J**	<8.0	**666**	<8.0	<80	<80	<80	--	--	--
PSG-01-11	PSG-01-11-15	01/18/2022	15.0	**54**	<4.0	<4.0	**7.0**	<4.0	**621 J**	<4.0	**700 J**	<4.0	<40	<40	<40	--	--	--
PSG-01-11	PSG-01-11-15	05/09/2022	15.0	**46 J+**	<4.0	<4.0	**6.0 J+**	<4.0	**525 J+**	<4.0	**573 J+**	<4.0 UJ	<40	<40	<40	--	--	--
PSG-01-12	PSG-01-12-5	04/17/2019	5.0	**4.0 J**	<8.0	<8.0	<8.0	<8.0	<8.0	<8.0	<8.0	<8.0	<80	<80	<80	--	--	--
PSG-01-12	PSG-01-12-5	07/10/2019	5.0	**5.0 J**	<8.0	<8.0	<8.0	<8.0	<8.0	<8.0	<8.0	<8.0	<80	<80	<80	--	--	--
PSG-01-12	PSG-01-12-15	04/17/2019	15.0	**9.0 J**	<8.0	<8.0	**6.0 J**	**5.0 J**	**650**	<8.0	**750**	<8.0	<80	<80	<80	--	--	--
PSG-01-12	PSG-01-12-15	07/10/2019	15.0	<8.0	<8.0	<8.0	<8.0	<8.0	**638**	<8.0	**551**	<8.0	<80	<80	<80	--	--	--
PSG-01-12	PSG-01-12-15 REP	07/10/2019	15.0	<8.0	<8.0	<8.0	<8.0	<8.0	**500**	<8.0	**433**	<8.0	<80	<80	<80	--	--	--
PSG-01-12	PSG-01-12-15	02/11/2020	15.0	<8.0	<8.0	<8.0	<8.0	<8.0	**581**	<8.0	**396**	<8.0 UJ	<80	<80	<80	--	--	--
PSG-01-12	PSG-01-12-15 REP	02/11/2020	15.0	<8.0	<8.0	<8.0	<8.0	<8.0	**580**	<8.0	**395**	<8.0 UJ	<80	<80	<80	--	--	--
PSG-01-12	PSG-01-12-15	05/12/2020	15.0	<8.0	<8.0	<8.0	<8.0	<8.0	**555**	<8.0	**405**	<8.0	<80	<80	<80	--	--	--
PSG-01-12	PSG-01-12-15	08/12/2020	15.0	<8.0 UJ	<8.0	<8.0	<8.0	<8.0	**500**	<8.0	**376**	<8.0	<80	<80	<80	--	--	--
PSG-01-12	PSG-01-12-15	01/20/2021	15.0	<8.0	<8.0	<8.0	<8.0	<8.0	**482**	<8.0	**316**	<8.0	<80	<80	<80	--	--	--
PSG-01-12	PSG-01-12-15	05/26/2021	15.0	<8.0	<8.0	<8.0	<8.0	<8.0	**555 J+**	<8.0	**332**	<8.0	<80	<80	<80	--	--	--
PSG-01-12	PSG-01-12-15 REP	05/26/2021	15.0	<8.0	<8.0	<8.0	<8.0	<8.0	**533 J+**	<8.0	**317**	<8.0	<80	<80	<80	--	--	--
PSG-01-12	PSG-01-12-15	09/21/2021	15.0	<8.0	<8.0	<8.0	<8.0	<8.0	**491 J**	<8.0	**305**	<8.0	<80	<80	<80	--	--	--
PSG-01-12	PSG-01-12-15 REP	09/21/2021	15.0	<8.0	<8.0	<8.0	<8.0	<8.0	**490 J**	<8.0	**300**	<8.0	<80	<80	<80	--	--	--
PSG-01-12	PSG-01-12-15	01/18/2022	15.0	<4.0	<4.0	<4.0	<4.0	<4.0	**210 J**	<4.0	**105 J**	<4.0	<40	<40	<40	--	--	--
PSG-01-12	PSG-01-12-15	05/09/2022	15.0	<4.0	<4.0	<4.0	<4.0	<4.0	**520 J+**	<4.0	**256 J+**	<4.0 UJ	<40	<40	<40	--	--	--

TABLE A-5

HISTORICAL PERIMETER SOIL GAS SAMPLING RESULTS
Former Ford Aeronutronic Facility
Newport Beach, California

Sampling Location	Sample ID	Date Sampled [2]	Depth of Sample (feet bgs)	Volatile Organic Compounds [1] (µg/m³)									Leak Detection Compounds [1]					
				1,1-DCE	1,1-DCA	1,2-DCA	cis-1,2-DCE	trans-1,2-DCE	PCE	1,1,1-TCA	TCE	Vinyl Chloride	Heptane (µg/m³)	Hexane (µg/m³)	Pentane (µg/m³)	Helium (ppmv)	TFA (µg/m³)	DFA (µg/m³)
PSG-01-12	PSG-01-12-15	09/06/2022	15.0	<100 UJ	<100 UJ	<20 UJ	<100 UJ	<100 UJ	**200 J**	<100 UJ	**140 J**	<10 UJ	--	--	--	--	--	<100
PSG-01-13	PSG-01-13-5	04/17/2019	5.0	<8.0	<8.0	<8.0	<8.0	<8.0	<8.0	<8.0	<8.0	<8.0	<80	<80	<80	--	--	--
PSG-01-13	PSG-01-13-5	07/10/2019	5.0	**4.0 J**	<8.0	<8.0	<8.0	<8.0	<8.0	<8.0	<8.0	<8.0	<80	<80	<80	--	--	--
PSG-01-13	PSG-01-13-5	02/11/2020	5.0	<8.0	<8.0	<8.0	<8.0	<8.0	<8.0	<8.0	<8.0	<8.0 UJ	<80	<80	<80	--	--	--
PSG-01-13	PSG-01-13-5	05/12/2020	5.0	<8.0	<8.0	<8.0	<8.0	<8.0	<8.0	<8.0	<8.0	<8.0	<80	<80	<80	--	--	--
PSG-01-13	PSG-01-13-5	08/12/2020	5.0	<8.0 UJ	<8.0	<8.0	<8.0	<8.0	<8.0	<8.0	<8.0	<8.0	<80	<80	<80	--	--	--
PSG-01-13	PSG-01-13-5	01/20/2021	5.0	**4.0 J**	<8.0	<8.0	<8.0	<8.0	<8.0	<8.0	<8.0	<8.0	<80	<80	<80	--	--	--
PSG-01-13	PSG-01-13-5	05/26/2021	5.0	<8.0	<8.0	<8.0	<8.0	<8.0	<8.0	<8.0	<8.0	<8.0	<80	<80	<80	--	--	--
PSG-01-13	PSG-01-13-5	09/21/2021	5.0	<8.0	<8.0	<8.0	<8.0	<8.0	**8.0 J**	<8.0	<8.0	<8.0	<80	<80	<80	--	--	--
PSG-01-13	PSG-01-13-5	01/18/2022	5.0	<4.0	<4.0	<4.0	<4.0	<4.0	**14 J**	<4.0	<4.0 UJ	<4.0	<40	<40	<40	--	--	--
PSG-01-13	PSG-01-13-5	05/09/2022	5.0	<4.0	<4.0	<4.0	<4.0	<4.0	<4.0	<4.0	<4.0	<4.0 UJ	<40	<40	<40	--	--	--
PSG-01-13	PSG-01-13-15	04/17/2019	15.0	<8.0	<8.0	<8.0	<8.0	<8.0	**218**	<8.0	**103**	<8.0	<80	<80	<80	--	--	--
PSG-01-13	PSG-01-13-15	07/10/2019	15.0	<8.0	<8.0	<8.0	<8.0	<8.0	**233**	<8.0	**89**	<8.0	<80	<80	<80	--	--	--
PSG-01-13	PSG-01-13-15	02/11/2020	15.0	<8.0	<8.0	<8.0	<8.0	<8.0	**226**	<8.0	**61**	<8.0 UJ	<80	<80	<80	--	--	--
PSG-01-13	PSG-01-13-15	05/12/2020	15.0	<8.0	<8.0	<8.0	<8.0	<8.0	**190**	<8.0	**60**	<8.0	<80	<80	<80	--	--	--
PSG-01-13	PSG-01-13-15	05/26/2021	15.0	<8.0	<8.0	<8.0	<8.0	<8.0	**189 J+**	<8.0	**51**	<8.0	<80	<80	<80	--	--	--
PSG-01-13	PSG-01-13-15	09/21/2021	15.0	<8.0	<8.0	<8.0	<8.0	<8.0	**158 J**	<8.0	**45**	<8.0	<80	<80	<80	--	--	--
PSG-01-13	PSG-01-13-15	05/09/2022	15.0	<4.0	<4.0	<4.0	<4.0	<4.0	<4.0	<4.0	<4.0	<4.0 UJ	<40	<40	<40	--	--	--
PSG-01-14	PSG-01-14-5	04/17/2019	5.0	**11 J**	<8.0	<8.0	<8.0	<8.0	**29**	<8.0	<8.0	<8.0	<80	<80	<80	--	--	--
PSG-01-14	PSG-01-14-5	07/10/2019	5.0	**5.0 J**	<8.0	<8.0	<8.0	<8.0	**15**	<8.0	<8.0	<8.0	<80	<80	<80	--	--	--
PSG-01-14	PSG-01-14-5	02/11/2020	5.0	<8.0	<8.0	<8.0	<8.0	<8.0	<8.0	<8.0	<8.0	<8.0 UJ	<80	<80	<80	--	--	--
PSG-01-14	PSG-01-14-5	05/12/2020	5.0	<8.0	<8.0	<8.0	<8.0	<8.0	<8.0	<8.0	<8.0	<8.0	<80	<80	<80	--	--	--
PSG-01-14	PSG-01-14-5	08/12/2020	5.0	<8.0 UJ	<8.0	<8.0	<8.0	<8.0	<8.0	<8.0	<8.0	<8.0	<80	<80	<80	--	--	--
PSG-01-14	PSG-01-14-5	01/20/2021	5.0	<8.0	<8.0	<8.0	**3.0 J**	<8.0	**7.0 J**	<8.0	<8.0	<8.0	<80	<80	<80	--	--	--
PSG-01-14	PSG-01-14-5	05/26/2021	5.0	<8.0	<8.0	<8.0	<8.0	<8.0	<8.0	<8.0	<8.0	<8.0	<80	<80	<80	--	--	--
PSG-01-14	PSG-01-14-5	09/21/2021	5.0	<8.0	<8.0	<8.0	<8.0	<8.0	**22 J**	<8.0	<8.0	<8.0	<80	<80	<80	--	--	--
PSG-01-14	PSG-01-14-5	01/18/2022	5.0	<4.0	<4.0	<4.0	<4.0	<4.0	**20 J**	<4.0	<4.0 UJ	<4.0	<40	<40	<40	--	--	--
PSG-01-14	PSG-01-14-5 REP	01/18/2022	5.0	<4.0	<4.0	<4.0	<4.0	<4.0	**16 J**	<4.0	<4.0 UJ	<4.0	<40	<40	<40	--	--	--
PSG-01-14	PSG-01-14-5	05/09/2022	5.0	<4.0	<4.0	<4.0	<4.0	<4.0	**19 J+**	<4.0	<4.0	<4.0 UJ	<40	<40	<40	--	--	--
PSG-01-14	PSG-01-14-5	09/12/2022	5.0	<100	<100	<20	<100	<100	<20	<100	<20	<10	--	--	--	--	--	<100
PSG-01-14	PSG-01-14-15	04/17/2019	15.0	**10 J**	<8.0	<8.0	<8.0	<8.0	**360**	<8.0	**171**	<8.0	<80	<80	<80	--	--	--
PSG-01-14	PSG-01-14-15	07/10/2019	15.0	<8.0	<8.0	<8.0	<8.0	<8.0	**302**	<8.0	**113**	<8.0	<80	<80	<80	--	--	--
PSG-01-14	PSG-01-14-15	02/11/2020	15.0	<8.0	<8.0	<8.0	<8.0	<8.0	**388**	<8.0	**136**	<8.0 UJ	<80	<80	<80	--	--	--
PSG-01-14	PSG-01-14-15	05/12/2020	15.0	<8.0	<8.0	<8.0	<8.0	<8.0	**248**	<8.0	**71**	<8.0	<80	<80	<80	--	--	--
PSG-01-14	PSG-01-14-15	08/12/2020	15.0	<8.0 UJ	<8.0	<8.0	<8.0	<8.0	**272**	<8.0	**100**	<8.0	<80	<80	<80	--	--	--
PSG-01-14	PSG-01-14-15	01/20/2021	15.0	**17**	<8.0	<8.0	**4.0 J**	<8.0	**375**	<8.0	**208**	<8.0	<80	<80	<80	--	--	--
PSG-01-14	PSG-01-14-15	05/26/2021	15.0	**22**	<8.0	<8.0	<8.0	<8.0	**411 J+**	<8.0	**220**	<8.0	<80	<80	<80	--	--	--
PSG-01-14	PSG-01-14-15	09/21/2021	15.0	**20**	<8.0	<8.0	<8.0	<8.0	**399 J**	<8.0	**251**	<8.0	<80	<80	<80	--	--	--
PSG-01-14	PSG-01-14-15	01/18/2022	15.0	**33**	<4.0	<4.0	<4.0	<4.0	**512 J**	<4.0	**326 J**	<4.0	<40	<40	<40	--	--	--
PSG-01-14	PSG-01-14-15	05/09/2022	15.0	**24 J+**	<4.0	<4.0	<4.0	<4.0	**502 J+**	<4.0	**260 J+**	<4.0 UJ	<40	<40	<40	--	--	--
PSG-01-14	PSG-01-14-15	09/12/2022	15.0	<100	<100	<20	<100	<100	**360**	<100	**220**	<10	--	--	--	--	--	<100
PSG-01-14	PSG-01-14-15 REP	09/12/2022	15.0	<100	<100	<20	<100	<100	**290**	<100	**170**	<10	--	--	--	--	--	<100
PSG-01-15	PSG-01-15-5	07/10/2019	5.0	<8.0 UJ	<8.0	<8.0	<8.0	<8.0	<8.0	<8.0	<8.0	<8.0	<80	<80	<80	--	--	--
PSG-01-15	PSG-01-15-15	04/17/2019	15.0	<8.0	**15**	<8.0	**34**	<8.0	**69**	<8.0	**153**	<8.0	<80	<80	<80	--	--	--
PSG-01-15	PSG-01-15-15	07/10/2019	15.0	<8.0 UJ	**9.0**	<8.0	**24**	<8.0	**70**	<8.0	**129**	<8.0	<80	<80	<80	--	--	--
PSG-01-15	PSG-01-15-15	02/11/2020	15.0	<8.0	<8.0	<8.0	**20**	<8.0	**73**	<8.0	**118**	<8.0 UJ	<80	<80	<80	--	--	--
PSG-01-15	PSG-01-15-15	05/12/2020	15.0	<8.0	<8.0	<8.0	**22**	<8.0	**78**	<8.0	**47**	<8.0	<80	<80	<80	--	--	--
PSG-01-15	PSG-01-15-15	08/12/2020	15.0	<8.0 UJ	<8.0	<8.0	**18**	<8.0	**67**	<8.0	**114**	<8.0	<80	<80	<80	--	--	--
PSG-01-15	PSG-01-15-15	01/20/2021	15.0	**5.0 J**	<8.0	<8.0	**28**	<8.0	**74**	<8.0	**121**	<8.0	<80	<80	<80	--	--	--
PSG-01-15	PSG-01-15-15	05/26/2021	15.0	<8.0	**12**	<8.0	**16**	<8.0	**72 J+**	<8.0	**112**	<8.0	<80	<80	<80	--	--	--

TABLE A-5

HISTORICAL PERIMETER SOIL GAS SAMPLING RESULTS
Former Ford Aeronutronic Facility
Newport Beach, California

Sampling Location	Sample ID	Date Sampled [2]	Depth of Sample (feet bgs)	Volatile Organic Compounds [1] (µg/m³)									Leak Detection Compounds [1]					
				1,1-DCE	1,1-DCA	1,2-DCA	cis-1,2-DCE	trans-1,2-DCE	PCE	1,1,1-TCA	TCE	Vinyl Chloride	Heptane (µg/m³)	Hexane (µg/m³)	Pentane (µg/m³)	Helium (ppmv)	TFA (µg/m³)	DFA (µg/m³)
PSG-01-15	PSG-01-15-15	09/21/2021	15.0	<8.0	**6.0 J**	<8.0	**14**	<8.0	**81 J**	<8.0	**129**	<8.0	<80	<80	<80	--	--	--
PSG-01-15	PSG-01-15-15	01/18/2022	15.0	<4.0	<4.0	**10**	**22**	<4.0	**97 J**	<4.0	**128 J**	**4.0**	<40	<40	<40	--	--	--
PSG-01-15	PSG-01-15-15	05/09/2022	15.0	<4.0	**11 J+**	<4.0	**25 J+**	<4.0	**109 J+**	<4.0	**149 J+**	<4.0 UJ	<40	<40	<40	--	--	--
PSG-01-16	PSG-01-16-5	01/20/2021	5.0	<8.0	<8.0	<8.0	<8.0	<8.0	<8.0	<8.0	<8.0	<8.0	<80	<80	<80	--	--	--
PSG-01-16	PSG-01-16-5	05/26/2021	5.0	<8.0	<8.0	<8.0	<8.0	<8.0	<8.0	<8.0	<8.0	<8.0	<80	<80	<80	--	--	--
PSG-01-16	PSG-01-16-5	09/21/2021	5.0	<8.0	<8.0	<8.0	<8.0	<8.0	**9.0 J**	<8.0	<8.0	<8.0	<80	<80	<80	--	--	--
PSG-01-16	PSG-01-16-5	05/09/2022	5.0	<4.0	<4.0	<4.0	<4.0	<4.0	<4.0	<4.0	<4.0	<4.0 UJ	<40	<40	<40	--	--	--
PSG-01-16	PSG-01-16-5	09/12/2022	5.0	<100	<100	<20	<100	<100	<20	<100	<20	<10	--	--	--	--	--	<100
PSG-01-16	PSG-01-16-15	04/17/2019	15.0	**16 J**	<8.0	<8.0	<8.0	<8.0	**243**	<8.0	**385**	<8.0	<80	<80	<80	--	--	--
PSG-01-16	PSG-01-16-15	07/10/2019	15.0	<8.0 UJ	<8.0	<8.0	<8.0	<8.0	**285**	<8.0	**343**	<8.0	<80	<80	<80	--	--	--
PSG-01-16	PSG-01-16-15	02/11/2020	15.0	<8.0	<8.0	<8.0	<8.0	<8.0	**217**	<8.0	**307**	<8.0	<80	<80	<80	--	--	--
PSG-01-16	PSG-01-16-15	05/12/2020	15.0	**13**	<8.0	<8.0	<8.0	<8.0	**302**	<8.0	**383**	<8.0	<80	<80	<80	--	--	--
PSG-01-16	PSG-01-16-15	08/12/2020	15.0	<8.0 UJ	<8.0	<8.0	<8.0	<8.0	**297**	<8.0	**341**	<8.0	<80	<80	<80	--	--	--
PSG-01-16	PSG-01-16-15	01/20/2021	15.0	**13**	<8.0	<8.0	<8.0	<8.0	**304**	<8.0	**386**	<8.0	<80	<80	<80	--	--	--
PSG-01-16	PSG-01-16-15	05/26/2021	15.0	**7.0 J**	<8.0	<8.0	<8.0	<8.0	**290 J+**	<8.0	**354**	<8.0	<80	<80	<80	--	--	--
PSG-01-16	PSG-01-16-15	09/21/2021	15.0	<8.0	<8.0	<8.0	<8.0	<8.0	**245 J**	<8.0	**292**	<8.0	<80	<80	<80	--	--	--
PSG-01-16	PSG-01-16-15	01/18/2022	15.0	**6.0**	<4.0	<4.0	<4.0	<4.0	**314 J**	<4.0	**338 J**	<4.0	<40	<40	<40	--	--	--
PSG-01-16	PSG-01-16-15	05/09/2022	15.0	**6.0 J+**	<4.0	<4.0	<4.0	<4.0	**284 J+**	<4.0	**300 J+**	<4.0 UJ	<40	<40	<40	--	--	--
PSG-01-16	PSG-01-16-15	09/12/2022	15.0	<100 R	<100 R	<20 R	<100 R	<100 R	**240 R**	<100 R	**240 R**	<10 R	--	--	--	--	--	**140**
PSG-01-17	PSG-01-17-5	04/17/2019	5.0	<8.0	<8.0	<8.0	<8.0	<8.0	**23**	<8.0	**6.0 J**	<8.0	<80	<80	<80	--	--	--
PSG-01-17	PSG-01-17-5	07/10/2019	5.0	<8.0 UJ	<8.0	<8.0	<8.0	<8.0	**26**	<8.0	<8.0	<8.0	<80	<80	<80	--	--	--
PSG-01-17	PSG-01-17-5	02/11/2020	5.0	<8.0	<8.0	<8.0	<8.0	<8.0	**24**	<8.0	<8.0	<8.0	<80	<80	<80	--	--	--
PSG-01-17	PSG-01-17-5	08/12/2020	5.0	<8.0 UJ	<8.0	<8.0	<8.0	<8.0	<8.0	<8.0	<8.0	<8.0	<80	<80	<80	--	--	--
PSG-01-17	PSG-01-17-5	01/20/2021	5.0	<8.0	<8.0	<8.0	<8.0	<8.0	<8.0	<8.0	<8.0	<8.0	<80	<80	<80	--	--	--
PSG-01-17	PSG-01-17-5	05/26/2021	5.0	<8.0	<8.0	<8.0	<8.0	<8.0	<8.0	<8.0	<8.0	<8.0	<80	<80	<80	--	--	--
PSG-01-17	PSG-01-17-5	09/22/2021	5.0	<8.0	<8.0	<8.0	<8.0	<8.0	<8.0	<8.0	<8.0	<8.0	<80	<80	<80	--	--	--
PSG-01-17	PSG-01-17-5	01/18/2022	5.0	<4.0	<4.0	<4.0	<4.0	<4.0	**11 J**	<4.0	<4.0 UJ	<4.0	<40	<40	<40	--	--	--
PSG-01-17	PSG-01-17-5	05/10/2022	5.0	<4.0	<4.0	<4.0	<4.0	<4.0	**10**	<4.0	<4.0 UJ	<4.0 UJ	<40	<40	<40	--	--	--
PSG-01-17	PSG-01-17-15	04/17/2019	15.0	**22 J**	<8.0	<8.0	<8.0	<8.0	**399**	<8.0	**291**	<8.0	<80	<80	<80	--	--	--
PSG-01-17	PSG-01-17-15	07/10/2019	15.0	<8.0 UJ	<8.0	<8.0	<8.0	<8.0	**445**	**6.0 J**	**232**	<8.0	<80	<80	<80	--	--	--
PSG-01-17	PSG-01-17-15	02/11/2020	15.0	<8.0	<8.0	<8.0	<8.0	<8.0	**380**	<8.0	**215**	<8.0	<80	<80	<80	--	--	--
PSG-01-17	PSG-01-17-15 REP	02/11/2020	15.0	<8.0	<8.0	<8.0	<8.0	<8.0	**354**	<8.0	**212**	<8.0	<80	<80	<80	--	--	--
PSG-01-17	PSG-01-17-15	05/12/2020	15.0	**12**	<8.0	<8.0	<8.0	<8.0	**425**	<8.0	**256**	<8.0	<80	<80	<80	--	--	--
PSG-01-17	PSG-01-17-15 REP	05/12/2020	15.0	**14**	<8.0	<8.0	<8.0	<8.0	**453**	<8.0	**258**	<8.0	<80	<80	<80	--	--	--
PSG-01-17	PSG-01-17-15	08/12/2020	15.0	<8.0 UJ	<8.0	<8.0	<8.0	<8.0	**473**	<8.0	**260**	<8.0	<80	<80	<80	--	--	--
PSG-01-17	PSG-01-17-15	01/20/2021	15.0	**10**	<8.0	<8.0	<8.0	<8.0	**435**	<8.0	**270**	<8.0	<80	<80	<80	--	--	--
PSG-01-17	PSG-01-17-15	05/26/2021	15.0	**7.0 J**	<8.0	<8.0	<8.0	<8.0	**440 J+**	**5.0 J**	**251**	<8.0	<80	<80	<80	--	--	--
PSG-01-17	PSG-01-17-15	09/22/2021	15.0	**3.0 J**	<8.0	<8.0	<8.0	<8.0	**443**	<8.0	**234**	<8.0	<80	<80	<80	--	--	--
PSG-01-17	PSG-01-17-15	01/18/2022	15.0	**7.0**	<4.0	<4.0	<4.0	<4.0	**471 J**	**7.0**	**245 J**	<4.0	<40	<40	<40	--	--	--
PSG-01-17	PSG-01-17-15	05/10/2022	15.0	**8.0**	<4.0	<4.0	<4.0	<4.0	**520**	**6.0**	**224 J**	<4.0 UJ	<40	<40	<40	--	--	--
PSG-01-17	PSG-01-17-15 REP	05/10/2022	15.0	**9.0**	<4.0	<4.0	<4.0	<4.0	**484**	**7.0**	**222 J**	<4.0 UJ	<40	<40	<40	--	--	--
PSG-01-18	PSG-01-18-5	04/17/2019	5.0	<8.0	<8.0	<8.0	<8.0	<8.0	<8.0	<8.0	<8.0	<8.0	<80	<80	<80	--	--	--
PSG-01-18	PSG-01-18-5	07/10/2019	5.0	<8.0 UJ	<8.0	<8.0	<8.0	<8.0	<8.0	<8.0	<8.0	<8.0	<80	<80	<80	--	--	--
PSG-01-18	PSG-01-18-5	02/11/2020	5.0	<8.0	<8.0	<8.0	<8.0	<8.0	<8.0	<8.0	<8.0	<8.0	<80	<80	<80	--	--	--
PSG-01-18	PSG-01-18-5	05/12/2020	5.0	<8.0	<8.0	<8.0	<8.0	<8.0	<8.0	<8.0	<8.0	<8.0	<80	<80	<80	--	--	--
PSG-01-18	PSG-01-18-5	08/13/2020	5.0	<8.0	<8.0	<8.0	<8.0	<8.0	<8.0	<8.0	<8.0	<8.0	<80	<80	<80	--	--	--
PSG-01-18	PSG-01-18-5	01/20/2021	5.0	<8.0	<8.0	<8.0	<8.0	<8.0	<8.0	<8.0	<8.0	<8.0	<80	<80	<80	--	--	--
PSG-01-18	PSG-01-18-5	05/26/2021	5.0	<8.0	<8.0	<8.0	<8.0	<8.0	<8.0	<8.0	<8.0	<8.0	<80	<80	<80	--	--	--
PSG-01-18	PSG-01-18-5	09/21/2021	5.0	<8.0	<8.0	<8.0	<8.0	<8.0	<8.0 UJ	<8.0	<8.0	<8.0	<80	<80	<80	--	--	--
PSG-01-18	PSG-01-18-5	01/18/2022	5.0	<4.0	<4.0	<4.0	<4.0	<4.0	**22 J**	<4.0	<4.0 UJ	<4.0	<40	<40	<40	--	--	--

TABLE A-5

HISTORICAL PERIMETER SOIL GAS SAMPLING RESULTS
Former Ford Aeronutronic Facility
Newport Beach, California

Sampling Location	Sample ID	Date Sampled [2]	Depth of Sample (feet bgs)	Volatile Organic Compounds [1] (µg/m³)									Leak Detection Compounds [1]					
				1,1-DCE	1,1-DCA	1,2-DCA	cis-1,2-DCE	trans-1,2-DCE	PCE	1,1,1-TCA	TCE	Vinyl Chloride	Heptane (µg/m³)	Hexane (µg/m³)	Pentane (µg/m³)	Helium (ppmv)	TFA (µg/m³)	DFA (µg/m³)
PSG-01-18	PSG-01-18-5	05/10/2022	5.0	<4.0	<4.0	<4.0	<4.0	<4.0	**17**	<4.0	<4.0 UJ	<4.0 UJ	<40	<40	<40	--	--	--
PSG-01-18	PSG-01-18-5	09/12/2022	5.0	<100	<100	<20	<100	<100	<20	<100	<20	<10	--	--	--	--	--	<100
PSG-01-18	PSG-01-18-15	04/17/2019	15.0	<8.0	<8.0	**10**	<8.0	<8.0	**134**	<8.0	**40**	<8.0	<80	<80	<80	--	--	--
PSG-01-18	PSG-01-18-15	07/10/2019	15.0	<8.0 UJ	<8.0	<8.0	<8.0	<8.0	**147**	<8.0	**29**	<8.0	<80	<80	<80	--	--	--
PSG-01-18	PSG-01-18-15	02/11/2020	15.0	<8.0	<8.0	<8.0	<8.0	<8.0	**124**	<8.0	**25**	<8.0	<80	<80	<80	--	--	--
PSG-01-18	PSG-01-18-15	05/12/2020	15.0	<8.0	<8.0	<8.0	<8.0	<8.0	**153**	<8.0	**35**	<8.0	<80	<80	<80	--	--	--
PSG-01-18	PSG-01-18-15	08/13/2020	15.0	<8.0	<8.0	<8.0	<8.0	<8.0	**137**	<8.0	**26**	<8.0	<80	<80	<80	--	--	--
PSG-01-18	PSG-01-18-15 REP	08/13/2020	15.0	<8.0	<8.0	<8.0	<8.0	<8.0	**138**	<8.0	**27**	<8.0	<80	<80	<80	--	--	--
PSG-01-18	PSG-01-18-15	01/20/2021	15.0	<8.0	<8.0	<8.0	**3.0 J**	<8.0	**162**	<8.0	**34**	<8.0	<80	<80	<80	--	--	--
PSG-01-18	PSG-01-18-15	05/26/2021	15.0	<8.0	<8.0	<8.0	<8.0	<8.0	**155 J+**	<8.0	**23**	<8.0	<80	<80	<80	--	--	--
PSG-01-18	PSG-01-18-15 REP	05/26/2021	15.0	<8.0	<8.0	<8.0	<8.0	<8.0	**155 J+**	<8.0	**23**	<8.0	<80	<80	<80	--	--	--
PSG-01-18	PSG-01-18-15	09/21/2021	15.0	<8.0	<8.0	<8.0	<8.0	<8.0	**195 J**	<8.0	**35**	<8.0	<80	<80	<80	--	--	--
PSG-01-18	PSG-01-18-15 REP	09/21/2021	15.0	<8.0	<8.0	<8.0	<8.0	<8.0	**163 J**	<8.0	**29**	<8.0	<80	<80	<80	--	--	--
PSG-01-18	PSG-01-18-15	01/18/2022	15.0	<4.0	<4.0	<4.0	<4.0	<4.0	**45 J**	<4.0	**6.0 J**	<4.0	<40	<40	<40	--	--	--
PSG-01-18	PSG-01-18-15	05/10/2022	15.0	<4.0	<4.0	<4.0	<4.0	<4.0	**23**	<4.0	<4.0 UJ	<4.0 UJ	<40	<40	<40	--	--	--
PSG-01-18	PSG-01-18-15	09/12/2022	15.0	<100	<100	<20	<100	<100	**140**	<100	<20	<10	--	--	--	--	--	<100
PSG-01-19	PSG-01-19-5	04/18/2019	5.0	<8.0	<8.0	<8.0	<8.0	<8.0	<8.0	<8.0	**4.0 J**	<8.0	<80	<80	<80	--	--	--
PSG-01-19	PSG-01-19-5	07/10/2019	5.0	<8.0 UJ	<8.0	<8.0	<8.0	<8.0	<8.0	<8.0	<8.0	<8.0	<80	<80	<80	--	--	--
PSG-01-19	PSG-01-19-5	02/11/2020	5.0	<8.0	<8.0	<8.0	<8.0	<8.0	<8.0	<8.0	<8.0	<8.0	<80	<80	<80	--	--	--
PSG-01-19	PSG-01-19-5	05/12/2020	5.0	<8.0	<8.0	<8.0	<8.0	<8.0	<8.0	<8.0	<8.0	<8.0	<80	<80	<80	--	--	--
PSG-01-19	PSG-01-19-5	08/13/2020	5.0	<8.0	<8.0	<8.0	<8.0	<8.0	<8.0	<8.0	<8.0	<8.0	<80	<80	<80	--	--	--
PSG-01-19	PSG-01-19-5	01/20/2021	5.0	<8.0	<8.0	<8.0	<8.0	<8.0	<8.0	<8.0	<8.0	<8.0	<80	<80	<80	--	--	--
PSG-01-19	PSG-01-19-5	05/26/2021	5.0	<8.0	<8.0	<8.0	<8.0	<8.0	<8.0	<8.0	<8.0	<8.0	<80	<80	<80	--	--	--
PSG-01-19	PSG-01-19-5	09/21/2021	5.0	<8.0	<8.0	<8.0	<8.0	<8.0	<8.0 UJ	<8.0	<8.0	<8.0	<80	<80	<80	--	--	--
PSG-01-19	PSG-01-19-5	01/19/2022	5.0	<4.0	<4.0	<4.0	<4.0	<4.0	<4.0 UJ	<4.0	<4.0 UJ	<4.0	<40	<40	<40	--	--	--
PSG-01-19	PSG-01-19-5	05/10/2022	5.0	<4.0	<4.0	<4.0	<4.0	<4.0	<4.0	<4.0	<4.0 UJ	<4.0 UJ	<40	<40	<40	--	--	--
PSG-01-19	PSG-01-19-15	04/18/2019	15.0	<8.0	<8.0	<8.0	**14**	<8.0	<8.0	<8.0	<8.0	<8.0	<80	<80	<80	--	--	--
PSG-01-19	PSG-01-19-15 REP	04/18/2019	15.0	<8.0	<8.0	<8.0	**13**	<8.0	<8.0	<8.0	<8.0	<8.0	<80	<80	<80	--	--	--
PSG-01-19	PSG-01-19-15	07/10/2019	15.0	<8.0 UJ	<8.0	<8.0	**13**	<8.0	<8.0	<8.0	<8.0	<8.0	<80	<80	<80	--	--	--
PSG-01-19	PSG-01-19-15	02/11/2020	15.0	<8.0	<8.0	<8.0	**9.0**	<8.0	<8.0	<8.0	<8.0	<8.0	<80	<80	<80	--	--	--
PSG-01-19	PSG-01-19-15	05/12/2020	15.0	<8.0	<8.0	<8.0	**13**	<8.0	**7.0 J**	<8.0	**7.0 J**	<8.0	<80	<80	<80	--	--	--
PSG-01-19	PSG-01-19-15	08/13/2020	15.0	<8.0	<8.0	<8.0	**5.0 J**	<8.0	<8.0	<8.0	<8.0	<8.0	<80	<80	<80	--	--	--
PSG-01-19	PSG-01-19-15	01/20/2021	15.0	<8.0	<8.0	<8.0	**6.0 J**	<8.0	<8.0	<8.0	<8.0	<8.0	<80	<80	<80	--	--	--
PSG-01-19	PSG-01-19-15	05/26/2021	15.0	<8.0	<8.0	<8.0	**6.0 J**	<8.0	<8.0	<8.0	<8.0	<8.0	<80	<80	<80	--	--	--
PSG-01-19	PSG-01-19-15	09/21/2021	15.0	<8.0	<8.0	<8.0	**14**	<8.0	**14 J**	<8.0	**6.0 J**	<8.0	<80	<80	<80	--	--	--
PSG-01-19	PSG-01-19-15	01/19/2022	15.0	<4.0	<4.0	<4.0	**10**	<4.0	**10 J**	<4.0	**5.0 J**	<4.0	<40	<40	<40	--	--	--
PSG-01-19	PSG-01-19-15	05/10/2022	15.0	<4.0	<4.0	<4.0	**6.0**	<4.0	**6.0**	<4.0	**5.0 J**	<4.0 UJ	<40	<40	<40	--	--	--
PSG-01-20	PSG-01-20-5	04/18/2019	5.0	<8.0	<8.0	<8.0	<8.0	<8.0	**66**	<8.0	<8.0	<8.0	<80	<80	<80	--	--	--
PSG-01-20	PSG-01-20-5	07/10/2019	5.0	<8.0 UJ	<8.0	<8.0	<8.0	<8.0	<8.0	<8.0	<8.0	<8.0	<80	<80	<80	--	--	--
PSG-01-20	PSG-01-20-5	02/11/2020	5.0	<8.0	<8.0	<8.0	<8.0	<8.0	**17**	<8.0	<8.0	<8.0	<80	<80	<80	--	--	--
PSG-01-20	PSG-01-20-5	05/13/2020	5.0	<8.0 UJ	<8.0	<8.0	<8.0	<8.0	<8.0	<8.0	<8.0	<8.0	<80	<80	<80	--	--	--
PSG-01-20	PSG-01-20-5	08/13/2020	5.0	<8.0	<8.0	<8.0	<8.0	<8.0	<8.0	<8.0	<8.0	<8.0	<80	<80	<80	--	--	--
PSG-01-20	PSG-01-20-5	01/21/2021	5.0	**4.0 J**	<8.0	<8.0	<8.0	<8.0	<8.0	<8.0	<8.0	<8.0	<80	<80	<80	--	--	--
PSG-01-20	PSG-01-20-5	05/26/2021	5.0	<8.0	<8.0	<8.0	<8.0	<8.0	<8.0	<8.0	<8.0	<8.0	<80	<80	<80	--	--	--
PSG-01-20	PSG-01-20-5	09/21/2021	5.0	<8.0	<8.0	<8.0	<8.0	<8.0	**8.0 J**	<8.0	<8.0	<8.0	<80	<80	<80	--	--	--
PSG-01-20	PSG-01-20-5	01/19/2022	5.0	<4.0	<4.0	<4.0	<4.0	<4.0	<4.0 UJ	<4.0	<4.0 UJ	<4.0	<40	<40	<40	--	--	--
PSG-01-20	PSG-01-20-5 REP	01/19/2022	5.0	<4.0	<4.0	<4.0	<4.0	<4.0	<4.0 UJ	<4.0	<4.0 UJ	<4.0	<40	<40	<40	--	--	--
PSG-01-20	PSG-01-20-5	05/10/2022	5.0	<4.0	<4.0	<4.0	<4.0	<4.0	**5.0**	<4.0	<4.0 UJ	<4.0 UJ	<40	<40	<40	--	--	--
PSG-01-20	PSG-01-20-5	09/12/2022	5.0	<100	<100	<20	<100	<100	<20	<100	<20	<10	--	--	--	--	--	<100
PSG-01-20	PSG-01-20-15	04/18/2019	15.0	**55**	**4.0 J**	<8.0	**71**	<8.0	**216**	<8.0	**364**	<8.0	<80	<80	<80	--	--	--

TABLE A-5

HISTORICAL PERIMETER SOIL GAS SAMPLING RESULTS
Former Ford Aeronutronic Facility
Newport Beach, California

Sampling Location	Sample ID	Date Sampled [2]	Depth of Sample (feet bgs)	Volatile Organic Compounds [1] (µg/m³)									Leak Detection Compounds [1]					
				1,1-DCE	1,1-DCA	1,2-DCA	cis-1,2-DCE	trans-1,2-DCE	PCE	1,1,1-TCA	TCE	Vinyl Chloride	Heptane (µg/m³)	Hexane (µg/m³)	Pentane (µg/m³)	Helium (ppmv)	TFA (µg/m³)	DFA (µg/m³)
PSG-01-20	PSG-01-20-15	07/10/2019	15.0	**44 J-**	<8.0	<8.0	**76**	<8.0	**209**	<8.0	**314**	<8.0	<80	<80	<80	--	--	--
PSG-01-20	PSG-01-20-15	02/11/2020	15.0	**30**	<8.0	<8.0	**66**	<8.0	**177**	<8.0	**287**	**4.0 J**	<80	<80	<80	--	--	--
PSG-01-20	PSG-01-20-15 REP	02/11/2020	15.0	**28**	<8.0	<8.0	**61**	<8.0	**171**	<8.0	**285**	**4.0 J**	<80	<80	<80	--	--	--
PSG-01-20	PSG-01-20-15	05/13/2020	15.0	**32 J-**	<8.0	<8.0	**75**	<8.0	**193**	<8.0	**330**	<8.0	<80	<80	<80	--	--	--
PSG-01-20	PSG-01-20-15	08/13/2020	15.0	**39**	<8.0	<8.0	**65**	<8.0	**199**	<8.0	**310**	<8.0	<80	<80	<80	--	--	--
PSG-01-20	PSG-01-20-15	01/21/2021	15.0	**42**	<8.0	<8.0	**84**	<8.0	**221**	<8.0	**338**	<8.0	<80	<80	<80	--	--	--
PSG-01-20	PSG-01-20-15 REP	01/21/2021	15.0	**48**	<8.0	<8.0	**81**	<8.0	**230**	<8.0	**347**	<8.0	<80	<80	<80	--	--	--
PSG-01-20	PSG-01-20-15	05/26/2021	15.0	**38**	**6.0 J**	<8.0	**62**	<8.0	**217 J+**	<8.0	**308**	<8.0	<80	<80	<80	--	--	--
PSG-01-20	PSG-01-20-15	09/21/2021	15.0	**33**	**2.0 J**	<8.0	**68**	**4.0 J**	**211 J**	<8.0	**341**	<8.0	<80	<80	<80	--	--	--
PSG-01-20	PSG-01-20-15	01/19/2022	15.0	**32**	<4.0	<4.0	**67**	<4.0	**223 J**	<4.0	**318 J**	**5.0**	<40	<40	<40	--	--	--
PSG-01-20	PSG-01-20-15	05/10/2022	15.0	**28**	<4.0	<4.0	**55**	**4.0**	**230**	<4.0	**276 J**	<4.0 UJ	<40	<40	<40	--	--	--
PSG-01-20	PSG-01-20-15	09/12/2022	15.0	<100	<100	<20	<100	<100	**180**	<100	**260**	<10	--	--	--	--	--	<100
PSG-01-21	PSG-01-21-5	04/18/2019	5.0	<8.0	<8.0	<8.0	<8.0	<8.0	**67**	<8.0	<8.0	<8.0	<80	<80	<80	--	--	--
PSG-01-21	PSG-01-21-5	07/10/2019	5.0	<8.0 UJ	<8.0	<8.0	<8.0	<8.0	<8.0	<8.0	<8.0	<8.0	<80	<80	<80	--	--	--
PSG-01-21	PSG-01-21-5	08/13/2020	5.0	<8.0	<8.0	<8.0	<8.0	<8.0	<8.0	<8.0	<8.0	<8.0	<80	<80	<80	--	--	--
PSG-01-21	PSG-01-21-5	01/21/2021	5.0	**3.0 J**	<8.0	<8.0	<8.0	<8.0	<8.0	<8.0	<8.0	<8.0	<80	<80	<80	--	--	--
PSG-01-21	PSG-01-21-5	05/26/2021	5.0	<8.0	<8.0	<8.0	<8.0	<8.0	<8.0	<8.0	<8.0	<8.0	<80	<80	<80	--	--	--
PSG-01-21	PSG-01-21-5	09/21/2021	5.0	<8.0	<8.0	<8.0	<8.0	<8.0	<8.0 UJ	<8.0	<8.0	<8.0	<80	<80	<80	--	--	--
PSG-01-21	PSG-01-21-5	05/10/2022	5.0	<4.0	<4.0	<4.0	<4.0	<4.0	**5.0**	<4.0	<4.0 UJ	<4.0 UJ	<40	<40	<40	--	--	--
PSG-01-21	PSG-01-21-15	04/18/2019	15.0	**40**	**23**	<8.0	**79**	**13**	**171**	<8.0	**292**	<8.0	<80	<80	<80	--	--	--
PSG-01-21	PSG-01-21-15	07/10/2019	15.0	**38 J-**	**16**	<8.0	**95**	**11**	**153**	<8.0	**260**	**10**	<80	<80	<80	--	--	--
PSG-01-21	PSG-01-21-15	02/11/2020	15.0	**22**	**6.0 J**	<8.0	**90**	**15**	**129**	<8.0	**244**	**14**	<80	<80	<80	--	--	--
PSG-01-21	PSG-01-21-15	05/13/2020	15.0	**30 J-**	**9.0**	<8.0	**110**	**15**	**149**	<8.0	**287**	**14**	<80	<80	<80	--	--	--
PSG-01-21	PSG-01-21-15 REP	05/13/2020	15.0	**31 J-**	**8.0 J**	<8.0	**108**	**14**	**137**	<8.0	**277**	**16**	<80	<80	<80	--	--	--
PSG-01-21	PSG-01-21-15	08/13/2020	15.0	**35**	<8.0	<8.0	**103**	<8.0	**138**	<8.0	**264**	<8.0	<80	<80	<80	--	--	--
PSG-01-21	PSG-01-21-15	01/21/2021	15.0	**42**	**14**	<8.0	**105**	**12**	**153**	<8.0	**160**	<8.0	<80	<80	<80	--	--	--
PSG-01-21	PSG-01-21-15	05/26/2021	15.0	**30**	**16**	<8.0	**77**	**10**	**145 J+**	<8.0	**265**	**10**	<80	<80	<80	--	--	--
PSG-01-21	PSG-01-21-15	09/21/2021	15.0	**38**	**19**	<8.0	**115**	**19**	**176 J**	<8.0	**362**	**15**	<80	<80	<80	--	--	--
PSG-01-21	PSG-01-21-15	01/19/2022	15.0	**23**	**15**	<4.0	**76**	**11**	**146 J**	<4.0	**259 J**	**11**	<40	<40	<40	--	--	--
PSG-01-21	PSG-01-21-15	05/10/2022	15.0	**21**	**14**	<4.0	**62**	**8.0**	**164**	<4.0	**238 J**	**10 J**	<40	<40	<40	--	--	--
PSG-01-22	PSG-01-22-5	04/16/2019	5.0	<8.0	<8.0	<8.0	<8.0	<8.0	<8.0	<8.0	<8.0	<8.0	<80	<80	<80	--	--	--
PSG-01-22	PSG-01-22-5	07/09/2019	5.0	<8.0	<8.0	<8.0	<8.0	<8.0	<8.0	<8.0	<8.0	<8.0	<80	<80	<80	--	--	--
PSG-01-22	PSG-01-22-5	02/04/2020	5.0	<8.0	<8.0	<8.0	<8.0	<8.0	<8.0	<8.0	<8.0	<8.0	<80	<80	<80	--	--	--
PSG-01-22	PSG-01-22-5	05/13/2020	5.0	<8.0 UJ	<8.0	<8.0	<8.0	<8.0	<8.0	<8.0	<8.0	<8.0	<80	<80	<80	--	--	--
PSG-01-22	PSG-01-22-5	08/13/2020	5.0	<8.0	<8.0	<8.0	<8.0	<8.0	<8.0	<8.0	<8.0	<8.0	<80	<80	<80	--	--	--
PSG-01-22	PSG-01-22-5	01/21/2021	5.0	<8.0	<8.0	<8.0	<8.0	<8.0	<8.0	<8.0	<8.0	<8.0	<80	<80	<80	--	--	--
PSG-01-22	PSG-01-22-5	05/26/2021	5.0	<8.0	<8.0	<8.0	<8.0	<8.0	<8.0	<8.0	<8.0	<8.0 UJ	<80	<80	<80	--	--	--
PSG-01-22	PSG-01-22-5	09/21/2021	5.0	<8.0	<8.0	<8.0	<8.0	<8.0	<8.0 UJ	<8.0	<8.0	<8.0	<80	<80	<80	--	--	--
PSG-01-22	PSG-01-22-5	01/19/2022	5.0	<4.0	<4.0	<4.0	<4.0	<4.0	<4.0 UJ	<4.0	<4.0 UJ	<4.0	<40	<40	<40	--	--	--
PSG-01-22	PSG-01-22-5	05/10/2022	5.0	<4.0	<4.0	<4.0	<4.0	<4.0	<4.0	<4.0	<4.0 UJ	<4.0 UJ	<40	<40	<40	--	--	--
PSG-01-22	PSG-01-22-5	09/12/2022	5.0	<100 UJ	<100 UJ	<20 UJ	<100 UJ	<100 UJ	<20 UJ	<100 UJ	<20 UJ	<10 UJ	--	--	--	--	--	<100
PSG-01-22	PSG-01-22-15	04/16/2019	15.0	<8.0	**26**	<8.0	**11**	<8.0	<8.0	<8.0	<8.0	**12 J**	<80	<80	<80	--	--	--
PSG-01-22	PSG-01-22-15	07/09/2019	15.0	<8.0	<8.0	<8.0	<8.0	<8.0	<8.0	<8.0	<8.0	**9.0**	<80	<80	<80	--	--	--
PSG-01-22	PSG-01-22-15	02/04/2020	15.0	**3.0 J**	**20**	<8.0	**10**	<8.0	**9.0**	<8.0	**5.0 J**	**8.0**	<80	<80	<80	--	--	--
PSG-01-22	PSG-01-22-15	05/13/2020	15.0	<8.0 UJ	**9.0**	<8.0	**3.0 J**	<8.0	<8.0	<8.0	<8.0	<8.0	<80	<80	<80	--	--	--
PSG-01-22	PSG-01-22-15	08/13/2020	15.0	<8.0	**9.0**	<8.0	<8.0	<8.0	<8.0	<8.0	<8.0	<8.0	<80	<80	<80	--	--	--
PSG-01-22	PSG-01-22-15	01/21/2021	15.0	**4.0 J**	**15**	<8.0	**8.0 J**	<8.0	<8.0	<8.0	<8.0	<8.0	<80	<80	<80	--	--	--
PSG-01-22	PSG-01-22-15	05/26/2021	15.0	<8.0	<8.0	<8.0	**2.0 J**	<8.0	**3.0 J**	<8.0	**4.0 J**	<8.0 UJ	<80	<80	<80	--	--	--
PSG-01-22	PSG-01-22-15	09/21/2021	15.0	<8.0	**14**	<8.0	<8.0	<8.0	**7.0 J**	<8.0	<8.0	<8.0	<80	<80	<80	--	--	--
PSG-01-22	PSG-01-22-15 REP	09/21/2021	15.0	<8.0	**13**	<8.0	<8.0	<8.0	**8.0 J**	<8.0	<8.0	<8.0	<80	<80	<80	--	--	--

TABLE A-5

HISTORICAL PERIMETER SOIL GAS SAMPLING RESULTS
Former Ford Aeronutronic Facility
Newport Beach, California

Sampling Location	Sample ID	Date Sampled [2]	Depth of Sample (feet bgs)	Volatile Organic Compounds [1] (µg/m³)									Leak Detection Compounds [1]					
				1,1-DCE	1,1-DCA	1,2-DCA	cis-1,2-DCE	trans-1,2-DCE	PCE	1,1,1-TCA	TCE	Vinyl Chloride	Heptane (µg/m³)	Hexane (µg/m³)	Pentane (µg/m³)	Helium (ppmv)	TFA (µg/m³)	DFA (µg/m³)
PSG-01-22	PSG-01-22-15	01/19/2022	15.0	<4.0	**12**	<4.0	<4.0	<4.0	**7.0 J**	<4.0	**5.0 J**	<4.0	<40	<40	<40	--	--	--
PSG-01-22	PSG-01-22-15	05/10/2022	15.0	<4.0	**11**	<4.0	<4.0	<4.0	**9.0**	<4.0	**5.0 J**	<4.0 UJ	<40	<40	<40	--	--	--
PSG-01-22	PSG-01-22-15	09/12/2022	15.0	<100	<100	<20	<100	<100	<20	<100	<20	<10	--	--	--	--	--	<100
PSG-01-23	PSG-01-23-5	01/21/2021	5.0	<8.0	<8.0	<8.0	<8.0	<8.0	<8.0	<8.0	<8.0	<8.0	<80	<80	<80	--	--	--
PSG-01-23	PSG-01-23-5	05/26/2021	5.0	<8.0	<8.0	<8.0	<8.0	<8.0	<8.0	<8.0	<8.0	<8.0 UJ	<80	<80	<80	--	--	--
PSG-01-23	PSG-01-23-5	09/21/2021	5.0	<8.0	<8.0	<8.0	<8.0	<8.0	<8.0 UJ	<8.0	<8.0	<8.0	<80	<80	<80	--	--	--
PSG-01-23	PSG-01-23-5	05/10/2022	5.0	<4.0	<4.0	<4.0	<4.0	<4.0	<4.0	<4.0	<4.0 UJ	<4.0 UJ	<40	<40	<40	--	--	--
PSG-01-23	PSG-01-23-15	07/09/2019	15.0	<8.0	<8.0	<8.0	<8.0	<8.0	<8.0	<8.0	<8.0	<8.0	<80	<80	<80	--	--	--
PSG-01-23	PSG-01-23-15	02/04/2020	15.0	<8.0	<8.0	<8.0	<8.0	<8.0	<8.0	<8.0	<8.0	<8.0	<80	<80	<80	--	--	--
PSG-01-23	PSG-01-23-15	05/13/2020	15.0	<8.0 UJ	<8.0	<8.0	<8.0	<8.0	<8.0	<8.0	<8.0	<8.0	<80	<80	<80	--	--	--
PSG-01-24	PSG-01-24-5	01/21/2021	5.0	<8.0	<8.0	<8.0	**3.0 J**	<8.0	<8.0	<8.0	<8.0	<8.0	<80	<80	<80	--	--	--
PSG-01-24	PSG-01-24-15	04/16/2019	15.0	<8.0	<8.0	<8.0	<8.0	<8.0	<8.0	<8.0	<8.0	<8.0	<80	<80	<80	--	--	--
PSG-01-24	PSG-01-24-15	07/09/2019	15.0	<8.0	<8.0	<8.0	<8.0	<8.0	<8.0	<8.0	<8.0	<8.0	<80	<80	<80	--	--	--
PSG-01-24	PSG-01-24-15	02/04/2020	15.0	<8.0	<8.0	<8.0	<8.0	<8.0	<8.0	<8.0	<8.0	<8.0	<80	<80	<80	--	--	--
PSG-01-24	PSG-01-24-15 REP	02/04/2020	15.0	<8.0	<8.0	<8.0	<8.0	<8.0	<8.0	<8.0	<8.0	<8.0	<80	<80	<80	--	--	--
PSG-01-24	PSG-01-24-15	05/13/2020	15.0	<8.0 UJ	<8.0	<8.0	<8.0	<8.0	<8.0	<8.0	<8.0	<8.0	<80	<80	<80	--	--	--
PSG-01-24	PSG-01-24-15	08/13/2020	15.0	<8.0	<8.0	<8.0	<8.0	<8.0	<8.0	<8.0	<8.0	<8.0	<80	<80	<80	--	--	--
PSG-01-24	PSG-01-24-15	05/26/2021	15.0	<8.0	<8.0	<8.0	<8.0	<8.0	<8.0	<8.0	<8.0	<8.0 UJ	<80	<80	<80	--	--	--
PSG-01-24	PSG-01-24-15	09/21/2021	15.0	<8.0	<8.0	<8.0	<8.0	<8.0	<8.0 UJ	<8.0	<8.0	<8.0	<80	<80	<80	--	--	--
PSG-01-24	PSG-01-24-15	01/19/2022	15.0	<4.0	<4.0	<4.0	<4.0	<4.0	<4.0 UJ	<4.0	<4.0 UJ	<4.0	<40	<40	<40	--	--	--
PSG-01-24	PSG-01-24-15	05/10/2022	15.0	<4.0	<4.0	<4.0	<4.0	<4.0	<4.0	<4.0	<4.0 UJ	<4.0 UJ	<40	<40	<40	--	--	--
PSG-01-24	PSG-01-24-15	09/12/2022	15.0	<100	<100	<20	<100	<100	<20	<100	<20	<10	--	--	--	--	--	<100
PSG-01-25	PSG-01-25-5	04/16/2019	5.0	<8.0	<8.0	<8.0	<8.0	<8.0	<8.0	<8.0	<8.0	<8.0	<80	<80	<80	--	--	--
PSG-01-25	PSG-01-25-5	07/09/2019	5.0	<8.0	<8.0	<8.0	<8.0	<8.0	<8.0	<8.0	<8.0	<8.0	<80	<80	<80	--	--	--
PSG-01-25	PSG-01-25-5	02/04/2020	5.0	<8.0	<8.0	<8.0	<8.0	<8.0	<8.0	<8.0	<8.0	<8.0	<80	<80	<80	--	--	--
PSG-01-25	PSG-01-25-5	05/13/2020	5.0	<8.0 UJ	<8.0	<8.0	<8.0	<8.0	<8.0	<8.0	<8.0	<8.0	<80	<80	<80	--	--	--
PSG-01-25	PSG-01-25-5	08/11/2020	5.0	<8.0	<8.0	<8.0	<8.0	<8.0	<8.0	<8.0	<8.0	<8.0	<80	<80	<80	--	--	--
PSG-01-25	PSG-01-25-5	01/21/2021	5.0	<8.0	<8.0	<8.0	**4.0 J**	<8.0	<8.0	<8.0	<8.0	<8.0	<80	<80	<80	--	--	--
PSG-01-25	PSG-01-25-5	05/26/2021	5.0	<8.0	<8.0	<8.0	<8.0	<8.0	<8.0	<8.0	<8.0	<8.0 UJ	<80	<80	<80	--	--	--
PSG-01-25	PSG-01-25-5 REP	05/26/2021	5.0	<8.0	<8.0	<8.0	<8.0	<8.0	<8.0	<8.0	<8.0	<8.0 UJ	<80	<80	<80	--	--	--
PSG-01-25	PSG-01-25-5	09/21/2021	5.0	<8.0	<8.0	<8.0	<8.0	<8.0	<8.0 UJ	<8.0	<8.0	<8.0	<80	<80	<80	--	--	--
PSG-01-25	PSG-01-25-5	01/19/2022	5.0	<4.0	<4.0	<4.0	<4.0	<4.0	<4.0 UJ	<4.0	<4.0 UJ	<4.0	<40	<40	<40	--	--	--
PSG-01-25	PSG-01-25-5	05/10/2022	5.0	<4.0	<4.0	<4.0	<4.0	<4.0	<4.0	<4.0	<4.0	<4.0	<40	<40	<40	--	--	--
PSG-01-25	PSG-01-25-15	04/16/2019	15.0	<8.0	<8.0	<8.0	<8.0	<8.0	<8.0	<8.0	<8.0	<8.0	<80	<80	<80	--	--	--
PSG-01-25	PSG-01-25-15	07/09/2019	15.0	<8.0	<8.0	<8.0	<8.0	<8.0	<8.0	<8.0	<8.0	<8.0	<80	<80	<80	--	--	--
PSG-01-25	PSG-01-25-15	02/04/2020	15.0	<8.0	<8.0	<8.0	<8.0	<8.0	<8.0	<8.0	<8.0	<8.0	<80	<80	<80	--	--	--
PSG-01-25	PSG-01-25-15	05/13/2020	15.0	<8.0 UJ	<8.0	<8.0	<8.0	<8.0	<8.0	<8.0	<8.0	<8.0	<80	<80	<80	--	--	--
PSG-01-25	PSG-01-25-15	08/11/2020	15.0	<8.0	<8.0	<8.0	<8.0	<8.0	<8.0	<8.0	<8.0	<8.0	<80	<80	<80	--	--	--
PSG-01-25	PSG-01-25-15	01/21/2021	15.0	<8.0	<8.0	<8.0	<8.0	<8.0	<8.0	<8.0	<8.0	<8.0	<80	<80	<80	--	--	--
PSG-01-25	PSG-01-25-15	05/26/2021	15.0	<8.0	<8.0	<8.0	<8.0	<8.0	<8.0	<8.0	<8.0	<8.0 UJ	<80	<80	<80	--	--	--
PSG-01-25	PSG-01-25-15	09/21/2021	15.0	<8.0	<8.0	<8.0	<8.0	<8.0	<8.0 UJ	<8.0	<8.0	<8.0	<80	<80	<80	--	--	--
PSG-01-25	PSG-01-25-15	01/19/2022	15.0	<4.0	<4.0	<4.0	<4.0	<4.0	<4.0 UJ	<4.0	<4.0 UJ	<4.0	<40	<40	<40	--	--	--
PSG-01-25	PSG-01-25-15	05/10/2022	15.0	<4.0	<4.0	<4.0	<4.0	<4.0	<4.0	<4.0	<4.0	<4.0	<40	<40	<40	--	--	--
PSG-01-26	PSG-01-26-5	04/16/2019	5.0	<8.0	<8.0	<8.0	<8.0	<8.0	<8.0	<8.0	<8.0	<8.0	<80	<80	<80	--	--	--
PSG-01-26	PSG-01-26-5	07/09/2019	5.0	<8.0	<8.0	<8.0	<8.0	<8.0	<8.0	<8.0	<8.0	<8.0	<80	<80	<80	--	--	--
PSG-01-26	PSG-01-26-5	02/04/2020	5.0	<8.0	<8.0	<8.0	<8.0	<8.0	<8.0	<8.0	<8.0	<8.0	<80	<80	<80	--	--	--
PSG-01-26	PSG-01-26-5	05/13/2020	5.0	<8.0 UJ	<8.0	<8.0	<8.0	<8.0	<8.0	<8.0	<8.0	<8.0	<80	<80	<80	--	--	--
PSG-01-26	PSG-01-26-5	08/11/2020	5.0	<8.0	<8.0	<8.0	<8.0	<8.0	<8.0	<8.0	<8.0	<8.0	<80	<80	<80	--	--	--
PSG-01-26	PSG-01-26-5	01/21/2021	5.0	<8.0	<8.0	<8.0	<8.0	<8.0	<8.0	<8.0	<8.0	<8.0	<80	<80	<80	--	--	--
PSG-01-26	PSG-01-26-5	05/26/2021	5.0	<8.0	<8.0	<8.0	<8.0	<8.0	<8.0	<8.0	<8.0	<8.0 UJ	<80	<80	<80	--	--	--

TABLE A-5

HISTORICAL PERIMETER SOIL GAS SAMPLING RESULTS
Former Ford Aeronutronic Facility
Newport Beach, California

Sampling Location	Sample ID	Date Sampled [2]	Depth of Sample (feet bgs)	Volatile Organic Compounds [1] (µg/m³)									Leak Detection Compounds [1]					
				1,1-DCE	1,1-DCA	1,2-DCA	cis-1,2-DCE	trans-1,2-DCE	PCE	1,1,1-TCA	TCE	Vinyl Chloride	Heptane (µg/m³)	Hexane (µg/m³)	Pentane (µg/m³)	Helium (ppmv)	TFA (µg/m³)	DFA (µg/m³)
PSG-01-26	PSG-01-26-5	09/22/2021	5.0	<8.0	<8.0	<8.0	<8.0	<8.0	<8.0	<8.0	<8.0 UJ	<8.0	<80	<80	<80	--	--	--
PSG-01-26	PSG-01-26-5	01/19/2022	5.0	<4.0	<4.0	<4.0	<4.0	<4.0	<4.0 UJ	<4.0	<4.0 UJ	<4.0	<40	<40	<40	--	--	--
PSG-01-26	PSG-01-26-5	05/10/2022	5.0	<4.0	<4.0	<4.0	<4.0	<4.0	<4.0	<4.0	<4.0	<4.0	<40	<40	<40	--	--	--
PSG-01-26	PSG-01-26-5	09/14/2022	5.0	<100	<100	<20	<100	<100 UJ	<20	<100	<20	<10	--	--	--	--	--	<100
PSG-01-26	PSG-01-26-15	04/16/2019	15.0	<8.0	<8.0	<8.0	<8.0	<8.0	<8.0	<8.0	<8.0	<8.0	<80	<80	<80	--	--	--
PSG-01-26	PSG-01-26-15	07/09/2019	15.0	<8.0	<8.0	<8.0	<8.0	<8.0	<8.0	<8.0	<8.0	<8.0	<80	<80	<80	--	--	--
PSG-01-26	PSG-01-26-15	02/04/2020	15.0	<8.0	<8.0	<8.0	<8.0	<8.0	<8.0	<8.0	<8.0	<8.0	<80	<80	<80	--	--	--
PSG-01-26	PSG-01-26-15	05/13/2020	15.0	<8.0 UJ	<8.0	<8.0	<8.0	<8.0	<8.0	<8.0	<8.0	<8.0	<80	<80	<80	--	--	--
PSG-01-26	PSG-01-26-15 REP	05/13/2020	15.0	<8.0 UJ	<8.0	<8.0	<8.0	<8.0	<8.0	<8.0	<8.0	<8.0	<80	<80	<80	--	--	--
PSG-01-26	PSG-01-26-15	08/11/2020	15.0	<8.0	<8.0	<8.0	<8.0	<8.0	<8.0	<8.0	<8.0	<8.0	<80	<80	<80	--	--	--
PSG-01-26	PSG-01-26-15	01/21/2021	15.0	<8.0	<8.0	<8.0	<8.0	<8.0	<8.0	<8.0	<8.0	<8.0	<80	<80	<80	--	--	--
PSG-01-26	PSG-01-26-15	05/26/2021	15.0	<8.0	<8.0	<8.0	<8.0	<8.0	<8.0	<8.0	<8.0	<8.0 UJ	<80	<80	<80	--	--	--
PSG-01-26	PSG-01-26-15	09/22/2021	15.0	<8.0	<8.0	<8.0	<8.0	<8.0	<8.0	<8.0	<8.0 UJ	<8.0	<80	<80	<80	--	--	--
PSG-01-26	PSG-01-26-15	01/19/2022	15.0	<4.0	<4.0	<4.0	<4.0	<4.0	<4.0 UJ	<4.0	<4.0 UJ	<4.0	<40	<40	<40	--	--	--
PSG-01-26	PSG-01-26-15	05/10/2022	15.0	<4.0	<4.0	<4.0	<4.0	<4.0	<4.0	<4.0	<4.0	<4.0	<40	<40	<40	--	--	--
PSG-01-26	PSG-01-26-15	09/12/2022	15.0	<100	<100	<20	<100	<100	<20	<100	<20	<10	--	--	--	--	--	<100
PSG-01-27	PSG-01-27-5	04/16/2019	5.0	<8.0	<8.0	<8.0	<8.0	<8.0	<8.0	<8.0	<8.0	<8.0	<80	<80	<80	--	--	--
PSG-01-27	PSG-01-27-5	07/09/2019	5.0	<8.0	<8.0	<8.0	<8.0	<8.0	<8.0	<8.0	<8.0	<8.0	<80	<80	<80	--	--	--
PSG-01-27	PSG-01-27-5	02/04/2020	5.0	<8.0	<8.0	<8.0	<8.0	<8.0	<8.0	<8.0	<8.0	<8.0	<80	<80	<80	--	--	--
PSG-01-27	PSG-01-27-5	05/13/2020	5.0	<8.0 UJ	<8.0	<8.0	<8.0	<8.0	<8.0	<8.0	<8.0	<8.0	<80	<80	<80	--	--	--
PSG-01-27	PSG-01-27-5	08/11/2020	5.0	<8.0	<8.0	<8.0	<8.0	<8.0	<8.0	<8.0	<8.0	<8.0	<80	<80	<80	--	--	--
PSG-01-27	PSG-01-27-5	01/21/2021	5.0	**3.0 J**	<8.0	<8.0	<8.0	<8.0	<8.0	<8.0	<8.0	<8.0	<80	<80	<80	--	--	--
PSG-01-27	PSG-01-27-5	05/26/2021	5.0	<8.0	<8.0	<8.0	<8.0	<8.0	<8.0	<8.0	<8.0	<8.0 UJ	<80	<80	<80	--	--	--
PSG-01-27	PSG-01-27-5	09/22/2021	5.0	<8.0	<8.0	<8.0	<8.0	<8.0	<8.0	<8.0	<8.0 UJ	<8.0	<80	<80	<80	--	--	--
PSG-01-27	PSG-01-27-5	01/19/2022	5.0	<4.0	<4.0	<4.0	<4.0	<4.0	<4.0 UJ	<4.0	<4.0 UJ	<4.0	<40	<40	<40	--	--	--
PSG-01-27	PSG-01-27-5	05/10/2022	5.0	<4.0	<4.0	<4.0	<4.0	<4.0	<4.0	<4.0	<4.0	<4.0	<40	<40	<40	--	--	--
PSG-01-27	PSG-01-27-15	04/16/2019	15.0	<8.0	<8.0	<8.0	<8.0	<8.0	<8.0	<8.0	<8.0	<8.0	<80	<80	<80	--	--	--
PSG-01-27	PSG-01-27-15	07/09/2019	15.0	<8.0	<8.0	<8.0	<8.0	<8.0	<8.0	<8.0	<8.0	<8.0	<80	<80	<80	--	--	--
PSG-01-27	PSG-01-27-15	02/04/2020	15.0	<8.0	<8.0	<8.0	<8.0	<8.0	<8.0	<8.0	<8.0	<8.0	<80	<80	<80	--	--	--
PSG-01-27	PSG-01-27-15	05/13/2020	15.0	<8.0 UJ	<8.0	<8.0	<8.0	<8.0	<8.0	<8.0	<8.0	<8.0	<80	<80	<80	--	--	--
PSG-01-27	PSG-01-27-15	08/11/2020	15.0	<8.0	<8.0	<8.0	<8.0	<8.0	<8.0	<8.0	<8.0	<8.0	<80	<80	<80	--	--	--
PSG-01-27	PSG-01-27-15	01/21/2021	15.0	<8.0	<8.0	<8.0	**3.0 J**	<8.0	<8.0	<8.0	<8.0	<8.0	<80	<80	<80	--	--	--
PSG-01-27	PSG-01-27-15	05/26/2021	15.0	<8.0	<8.0	<8.0	<8.0	<8.0	<8.0	<8.0	<8.0	<8.0 UJ	<80	<80	<80	--	--	--
PSG-01-27	PSG-01-27-15	09/22/2021	15.0	<8.0	<8.0	<8.0	<8.0	<8.0	<8.0	<8.0	<8.0 UJ	<8.0	<80	<80	<80	--	--	--
PSG-01-27	PSG-01-27-15	01/19/2022	15.0	<4.0	<4.0	<4.0	<4.0	<4.0	<4.0 UJ	<4.0	<4.0 UJ	<4.0	<40	<40	<40	--	--	--
PSG-01-27	PSG-01-27-15	05/10/2022	15.0	<4.0	<4.0	<4.0	<4.0	<4.0	<4.0	<4.0	<4.0	<4.0	<40	<40	<40	--	--	--
PSG-01-28	PSG-01-28-5	04/16/2019	5.0	<8.0	<8.0	<8.0	**6.0 J**	<8.0	**11**	<8.0	**16**	<8.0	<80	<80	<80	--	--	--
PSG-01-28	PSG-01-28-5	07/09/2019	5.0	<8.0	<8.0	<8.0	<8.0	<8.0	<8.0	<8.0	<8.0	<8.0	<80	<80	<80	--	--	--
PSG-01-28	PSG-01-28-5	02/04/2020	5.0	<8.0	<8.0	<8.0	<8.0	<8.0	<8.0	<8.0	<8.0	<8.0	<80	<80	<80	--	--	--
PSG-01-28	PSG-01-28-5	05/13/2020	5.0	<8.0 UJ	<8.0	<8.0	<8.0	<8.0	<8.0	<8.0	<8.0	<8.0	<80	<80	<80	--	--	--
PSG-01-28	PSG-01-28-5	08/11/2020	5.0	<8.0	<8.0	<8.0	<8.0	<8.0	<8.0	<8.0	<8.0	<8.0	<80	<80	<80	--	--	--
PSG-01-28	PSG-01-28-5	01/21/2021	5.0	<8.0	<8.0	<8.0	<8.0	<8.0	<8.0	<8.0	<8.0	<8.0	<80	<80	<80	--	--	--
PSG-01-28	PSG-01-28-5	05/26/2021	5.0	<8.0	<8.0	<8.0	<8.0	<8.0	<8.0	<8.0	<8.0	<8.0 UJ	<80	<80	<80	--	--	--
PSG-01-28	PSG-01-28-5	09/22/2021	5.0	<8.0	<8.0	<8.0	<8.0	<8.0	<8.0	<8.0	<8.0 UJ	<8.0	<80	<80	<80	--	--	--
PSG-01-28	PSG-01-28-5	01/20/2022	5.0	<4.0	<4.0	<4.0	<4.0	<4.0	<4.0 UJ	<4.0	<4.0 UJ	<4.0	<40	<40	<40	--	--	--
PSG-01-28	PSG-01-28-5 REP	01/20/2022	5.0	<4.0	<4.0	<4.0	<4.0	<4.0	<4.0 UJ	<4.0	<4.0 UJ	<4.0	<40	<40	<40	--	--	--
PSG-01-28	PSG-01-28-5	05/10/2022	5.0	<4.0	<4.0	<4.0	<4.0	<4.0	<4.0	<4.0	<4.0	<4.0	<40	<40	<40	--	--	--
PSG-01-28	PSG-01-28-5 REP	05/10/2022	5.0	<4.0	<4.0	<4.0	<4.0	<4.0	<4.0	<4.0	<4.0	<4.0	<40	<40	<40	--	--	--
PSG-01-28	PSG-01-28-5	09/14/2022	5.0	<100	<100	<20	<100	<100 UJ	<20	<100	<20	<10	--	--	--	--	--	<100
PSG-01-28	PSG-01-28-15	04/16/2019	15.0	<8.0	**6.0 J**	<8.0	**79**	**28**	**49**	<8.0	**72**	**13 J**	<80	<80	<80	--	--	--

TABLE A-5

HISTORICAL PERIMETER SOIL GAS SAMPLING RESULTS
Former Ford Aeronutronic Facility
Newport Beach, California

Sampling Location	Sample ID	Date Sampled [2]	Depth of Sample (feet bgs)	Volatile Organic Compounds [1] (µg/m³)									Leak Detection Compounds [1]					
				1,1-DCE	1,1-DCA	1,2-DCA	cis-1,2-DCE	trans-1,2-DCE	PCE	1,1,1-TCA	TCE	Vinyl Chloride	Heptane (µg/m³)	Hexane (µg/m³)	Pentane (µg/m³)	Helium (ppmv)	TFA (µg/m³)	DFA (µg/m³)
PSG-01-28	PSG-01-28-15 REP	04/16/2019	15.0	<8.0	**6.0 J**	<8.0	**79**	**29**	**42**	<8.0	**68**	<8.0	<80	<80	<80	--	--	--
PSG-01-28	PSG-01-28-15	07/09/2019	15.0	<8.0	<8.0	<8.0	**65**	**25**	**50**	<8.0	**62**	**6.0 J**	<80	<80	<80	--	--	--
PSG-01-28	PSG-01-28-15	02/04/2020	15.0	<8.0	<8.0	<8.0	**53**	**26**	**54**	<8.0	**51**	**4.0 J**	<80	<80	<80	--	--	--
PSG-01-28	PSG-01-28-15	05/13/2020	15.0	<8.0 UJ	<8.0	<8.0	**43**	**21**	**46**	<8.0	**38**	<8.0	<80	<80	<80	--	--	--
PSG-01-28	PSG-01-28-15	08/11/2020	15.0	<8.0	<8.0	<8.0	**40**	**22**	**54**	<8.0	**40**	<8.0	<80	<80	<80	--	--	--
PSG-01-28	PSG-01-28-15	01/21/2021	15.0	<8.0	<8.0	<8.0	**32**	**28**	**62**	<8.0	**39**	<8.0	<80	<80	<80	--	--	--
PSG-01-28	PSG-01-28-15	05/26/2021	15.0	<8.0	<8.0	<8.0	**20**	**21**	**51**	<8.0	**31**	<8.0 UJ	<80	<80	<80	--	--	--
PSG-01-28	PSG-01-28-15	09/22/2021	15.0	<8.0	<8.0	<8.0	**21**	**29**	**72**	<8.0	**37 J**	<8.0	<80	<80	<80	--	--	--
PSG-01-28	PSG-01-28-15	01/20/2022	15.0	<4.0	<4.0	<4.0	**15**	**24**	**73 J**	<4.0	**29 J**	<4.0	<40	<40	<40	--	--	--
PSG-01-28	PSG-01-28-15	05/10/2022	15.0	<4.0	<4.0	<4.0	**11**	**21**	**73**	<4.0	**25**	<4.0	<40	<40	<40	--	--	--
PSG-01-28	PSG-01-28-15	09/14/2022	15.0	<100	<100	<20	<100	<100 UJ	**50 J+**	<100	<20	<10	--	--	--	--	--	<100
PSG-01-28	PSG-01-28-15 REP	09/14/2022	15.0	<100	<100	<20	<100	<100 UJ	**46**	<100	<20	<10	--	--	--	--	--	<100
PSG-01-29	PSG-01-29-6	01/22/2021	6.0	<8.0	<8.0	<8.0	<8.0	<8.0	<8.0	<8.0	<8.0	<8.0	<80	<80	<80	--	--	--
PSG-01-29	PSG-01-29-6	09/22/2021	6.0	<8.0	<8.0	<8.0	<8.0	<8.0	<8.0	<8.0	<8.0 UJ	<8.0	<80	<80	<80	--	--	--
PSG-01-29	PSG-01-29-6	01/20/2022	6.0	<4.0	<4.0	<4.0	<4.0	<4.0	<4.0 UJ	<4.0	<4.0 UJ	<4.0	<40	<40	<40	--	--	--
PSG-01-29	PSG-01-29-6	05/10/2022	6.0	<4.0	<4.0	<4.0	<4.0	<4.0	<4.0	<4.0	<4.0	<4.0	<40	<40	<40	--	--	--
PSG-01-29	PSG-01-29-13	04/16/2019	13.0	<8.0	**17**	<8.0	<8.0	<8.0	<8.0	<8.0	<8.0	<8.0	<80	<80	<80	--	--	--
PSG-01-29	PSG-01-29-13	07/09/2019	13.0	<8.0	<8.0	<8.0	<8.0	<8.0	<8.0	<8.0	<8.0	<8.0	<80	<80	<80	--	--	--
PSG-01-29	PSG-01-29-13	02/04/2020	13.0	<8.0	**11**	<8.0	<8.0	<8.0	<8.0	<8.0	<8.0	<8.0	<80	<80	<80	--	--	--
PSG-01-29	PSG-01-29-13	05/14/2020	13.0	<8.0	**5.0 J**	<8.0	<8.0	<8.0	<8.0	<8.0	<8.0	<8.0	<80	<80	<80	--	--	--
PSG-01-29	PSG-01-29-13 REP	05/14/2020	13.0	<8.0	**5.0 J**	<8.0	<8.0	<8.0	<8.0	<8.0	<8.0	<8.0	<80	<80	<80	--	--	--
PSG-01-29	PSG-01-29-13	08/11/2020	13.0	<8.0	**6.0 J**	<8.0	<8.0	<8.0	<8.0	<8.0	<8.0	<8.0	<80	<80	<80	--	--	--
PSG-01-29	PSG-01-29-13 REP	08/11/2020	13.0	<8.0	**6.0 J**	<8.0	<8.0	<8.0	<8.0	<8.0	<8.0	<8.0	<80	<80	<80	--	--	--
PSG-01-29	PSG-01-29-13	01/22/2021	13.0	<8.0	**6.0 J**	<8.0	**4.0 J**	<8.0	<8.0	<8.0	<8.0	<8.0	<80	<80	<80	--	--	--
PSG-01-29	PSG-01-29-13 REP	01/22/2021	13.0	<8.0	**4.0 J**	<8.0	<8.0	<8.0	<8.0	<8.0	<8.0	<8.0	<80	<80	<80	--	--	--
PSG-01-29	PSG-01-29-13	05/26/2021	13.0	<8.0	<8.0	<8.0	<8.0	<8.0	<8.0	<8.0	<8.0	<8.0 UJ	<80	<80	<80	--	--	--
PSG-01-29	PSG-01-29-13	09/22/2021	13.0	<8.0	**8.0**	<8.0	<8.0	<8.0	<8.0	<8.0	<8.0 UJ	<8.0	<80	<80	<80	--	--	--
PSG-01-29	PSG-01-29-13	01/20/2022	13.0	<4.0	**6.0**	<4.0	<4.0	<4.0	<4.0 UJ	<4.0	<4.0 UJ	<4.0	<40	<40	<40	--	--	--
PSG-01-29	PSG-01-29-13	05/10/2022	13.0	<4.0	**5.0**	<4.0	<4.0	<4.0	<4.0	<4.0	<4.0	<4.0	<40	<40	<40	--	--	--
PSG-01-30	PSG-01-30-5	04/16/2019	5.0	<8.0	<8.0	<8.0	<8.0	<8.0	<8.0	<8.0	<8.0	<8.0	<80	<80	<80	--	--	--
PSG-01-30	PSG-01-30-5	07/09/2019	5.0	<8.0	<8.0	<8.0	<8.0	<8.0	<8.0	<8.0	<8.0	<8.0	<80	<80	<80	--	--	--
PSG-01-30	PSG-01-30-5	08/11/2020	5.0	<8.0	<8.0	<8.0	<8.0	<8.0	<8.0	<8.0	<8.0	<8.0	<80	<80	<80	--	--	--
PSG-01-30	PSG-01-30-5	01/22/2021	5.0	<8.0	<8.0	<8.0	<8.0	<8.0	<8.0	<8.0	<8.0	<8.0	<80	<80	<80	--	--	--
PSG-01-30	PSG-01-30-5	05/26/2021	5.0	<8.0	<8.0	<8.0	<8.0	<8.0	<8.0	<8.0	<8.0	<8.0 UJ	<80	<80	<80	--	--	--
PSG-01-30	PSG-01-30-5 REP	05/26/2021	5.0	<8.0	<8.0	<8.0	<8.0	<8.0	<8.0	<8.0	<8.0	<8.0 UJ	<80	<80	<80	--	--	--
PSG-01-30	PSG-01-30-5	09/22/2021	5.0	<8.0	<8.0	<8.0	<8.0	<8.0	<8.0	<8.0	<8.0 UJ	<8.0	<80	<80	<80	--	--	--
PSG-01-30	PSG-01-30-5	01/20/2022	5.0	<4.0	<4.0	<4.0	<4.0	<4.0	<4.0 UJ	<4.0	<4.0 UJ	<4.0	<40	<40	<40	--	--	--
PSG-01-30	PSG-01-30-5	05/10/2022	5.0	<4.0	<4.0	<4.0	<4.0	<4.0	<4.0	<4.0	<4.0	<4.0	<40	<40	<40	--	--	--
PSG-01-30	PSG-01-30-5	09/14/2022	5.0	<100	<100	<20	<100	<100 UJ	<20	<100	<20	<10	--	--	--	--	--	<100
PSG-01-31	PSG-01-31-5	04/18/2019	5.0	<8.0	<8.0	<8.0	<8.0	<8.0	**6.0 J**	<8.0	<8.0	<8.0	<80	<80	<80	--	--	--
PSG-01-31	PSG-01-31-5	07/11/2019	5.0	<8.0	<8.0	<8.0	<8.0	<8.0	<8.0	<8.0	<8.0	<8.0	<80	<80	<80	--	--	--
PSG-01-31	PSG-01-31-5	02/14/2020	5.0	<8.0	<8.0	<8.0	<8.0	<8.0	<8.0	<8.0	<8.0	<8.0	<80	<80	<80	--	--	--
PSG-01-31	PSG-01-31-5 REP	02/14/2020	5.0	<8.0	<8.0	<8.0	<8.0	<8.0	<8.0	<8.0	<8.0	<8.0	<80	<80	<80	--	--	--
PSG-01-31	PSG-01-31-5	05/14/2020	5.0	<8.0	<8.0	<8.0	<8.0	<8.0	<8.0	<8.0	<8.0	<8.0	<80	<80	<80	--	--	--
PSG-01-31	PSG-01-31-5	08/11/2020	5.0	<8.0	<8.0	<8.0	<8.0	<8.0	<8.0	<8.0	<8.0	<8.0	<80	<80	<80	--	--	--
PSG-01-31	PSG-01-31-5	01/22/2021	5.0	**3.0 J**	<8.0	<8.0	<8.0	<8.0	<8.0	<8.0	<8.0	<8.0	<80	<80	<80	--	--	--
PSG-01-31	PSG-01-31-5	05/27/2021	5.0	<8.0	<8.0	<8.0	<8.0	<8.0	<8.0	<8.0	<8.0	<8.0	<80	<80	<80	--	--	--
PSG-01-31	PSG-01-31-5	09/22/2021	5.0	<8.0	<8.0	<8.0	<8.0	<8.0	<8.0	<8.0	<8.0 UJ	<8.0	<80	<80	<80	--	--	--
PSG-01-31	PSG-01-31-5	01/20/2022	5.0	<4.0	<4.0	<4.0	<4.0	<4.0	<4.0 UJ	<4.0	<4.0 UJ	<4.0	<40	<40	<40	--	--	--
PSG-01-31	PSG-01-31-5	05/10/2022	5.0	<4.0	<4.0	<4.0	<4.0	<4.0	<4.0	<4.0	<4.0	<4.0	<40	<40	<40	--	--	--

TABLE A-5

HISTORICAL PERIMETER SOIL GAS SAMPLING RESULTS
Former Ford Aeronutronic Facility
Newport Beach, California

Sampling Location	Sample ID	Date Sampled [2]	Depth of Sample (feet bgs)	Volatile Organic Compounds [1] (µg/m³)									Leak Detection Compounds [1]					
				1,1-DCE	1,1-DCA	1,2-DCA	cis-1,2-DCE	trans-1,2-DCE	PCE	1,1,1-TCA	TCE	Vinyl Chloride	Heptane (µg/m³)	Hexane (µg/m³)	Pentane (µg/m³)	Helium (ppmv)	TFA (µg/m³)	DFA (µg/m³)
PSG-01-31	PSG-01-31-15	04/18/2019	15.0	<8.0	<8.0	<8.0	<8.0	<8.0	<8.0	<8.0	<8.0	<8.0	<80	<80	<80	--	--	--
PSG-01-31	PSG-01-31-15	07/11/2019	15.0	<8.0	<8.0	<8.0	<8.0	<8.0	<8.0	<8.0	<8.0	<8.0	<80	<80	<80	--	--	--
PSG-01-31	PSG-01-31-15	02/14/2020	15.0	<8.0	<8.0	<8.0	<8.0	<8.0	**8.0 J**	<8.0	<8.0	<8.0	<80	<80	<80	--	--	--
PSG-01-32	PSG-01-32-5	04/18/2019	5.0	<8.0	<8.0	<8.0	<8.0	<8.0	**6.0 J**	<8.0	<8.0	<8.0	<80	<80	<80	--	--	--
PSG-01-32	PSG-01-32-5	07/11/2019	5.0	<8.0	<8.0	<8.0	<8.0	<8.0	<8.0	<8.0	<8.0	<8.0	<80	<80	<80	--	--	--
PSG-01-32	PSG-01-32-5	02/14/2020	5.0	<8.0	<8.0	<8.0	<8.0	<8.0	<8.0	<8.0	<8.0	<8.0	<80	<80	<80	--	--	--
PSG-01-32	PSG-01-32-5	05/14/2020	5.0	<8.0	<8.0	<8.0	<8.0	<8.0	<8.0	<8.0	<8.0	<8.0	<80	<80	<80	--	--	--
PSG-01-32	PSG-01-32-5	08/11/2020	5.0	<8.0	<8.0	<8.0	<8.0	<8.0	<8.0	<8.0	<8.0	<8.0	<80	<80	<80	--	--	--
PSG-01-32	PSG-01-32-5	01/22/2021	5.0	<8.0	<8.0	<8.0	<8.0	<8.0	<8.0	<8.0	<8.0	<8.0	<80	<80	<80	--	--	--
PSG-01-32	PSG-01-32-5	05/27/2021	5.0	<8.0	<8.0	<8.0	<8.0	<8.0	<8.0	<8.0	<8.0	<8.0	<80	<80	<80	--	--	--
PSG-01-32	PSG-01-32-5	09/22/2021	5.0	<8.0	<8.0	<8.0	<8.0	<8.0	<8.0	<8.0	<8.0 UJ	<8.0	<80	<80	<80	--	--	--
PSG-01-32	PSG-01-32-5	01/20/2022	5.0	<4.0	<4.0	<4.0	<4.0	<4.0	<4.0 UJ	<4.0	<4.0 UJ	<4.0	<40	<40	<40	--	--	--
PSG-01-32	PSG-01-32-5	05/10/2022	5.0	<4.0	<4.0	<4.0	<4.0	<4.0	<4.0	<4.0	<4.0	<4.0	<40	<40	<40	--	--	--
PSG-01-32	PSG-01-32-5	09/14/2022	5.0	<100	<100	<20	<100	<100 UJ	<20	<100	<20	<10	--	--	--	--	--	<100
PSG-01-33	PSG-01-33-5	01/22/2021	5.0	<8.0	<8.0	<8.0	**3.0 J**	<8.0	<8.0	<8.0	<8.0	<8.0	<80	<80	<80	--	--	--
PSG-01-33	PSG-01-33-5	05/27/2021	5.0	<8.0	<8.0	<8.0	<8.0	<8.0	<8.0	<8.0	<8.0	<8.0	<80	<80	<80	--	--	--
PSG-01-33	PSG-01-33-5	09/22/2021	5.0	<8.0	<8.0	<8.0	<8.0	<8.0	<8.0	<8.0	<8.0 UJ	<8.0	<80	<80	<80	--	--	--
PSG-01-33	PSG-01-33-5	05/11/2022	5.0	<4.0	<4.0	<4.0	<4.0	<4.0	<4.0	<4.0	<4.0	<4.0	<40	<40	<40	--	--	--
PSG-01-34	PSG-01-34-5	04/18/2019	5.0	<8.0	<8.0	<8.0	<8.0	<8.0	**7.0 J**	<8.0	<8.0	<8.0	<80	<80	<80	--	--	--
PSG-01-34	PSG-01-34-5 REP	04/18/2019	5.0	<8.0	<8.0	<8.0	<8.0	<8.0	**5.0 J**	<8.0	<8.0	<8.0	<80	<80	<80	--	--	--
PSG-01-34	PSG-01-34-5	05/14/2020	5.0	<8.0	<8.0	<8.0	<8.0	<8.0	<8.0	<8.0	<8.0	<8.0	<80	<80	<80	--	--	--
PSG-01-34	PSG-01-34-5	08/11/2020	5.0	<8.0	<8.0	<8.0	<8.0	<8.0	<8.0	<8.0	<8.0	<8.0	<80	<80	<80	--	--	--
PSG-01-34	PSG-01-34-5	01/22/2021	5.0	<8.0	<8.0	<8.0	**3.0 J**	<8.0	<8.0	<8.0	<8.0	<8.0	<80	<80	<80	--	--	--
PSG-01-34	PSG-01-34-5	05/27/2021	5.0	<8.0	<8.0	<8.0	<8.0	<8.0	<8.0	<8.0	<8.0	<8.0	<80	<80	<80	--	--	--
PSG-01-34	PSG-01-34-5	09/22/2021	5.0	<8.0	<8.0	<8.0	<8.0	<8.0	<8.0	<8.0	<8.0 UJ	<8.0	<80	<80	<80	--	--	--
PSG-01-34	PSG-01-34-5	01/20/2022	5.0	<4.0	<4.0	<4.0	<4.0	<4.0	<4.0 UJ	<4.0	<4.0 UJ	<4.0	<40	<40	<40	--	--	--
PSG-01-34	PSG-01-34-5	05/11/2022	5.0	<4.0	<4.0	<4.0	<4.0	<4.0	<4.0	<4.0	<4.0	<4.0	<40	<40	<40	--	--	--
PSG-01-34	PSG-01-34-5	09/14/2022	5.0	<100	<100	<20	<100	<100 UJ	<20	<100	<20	<10	--	--	--	--	--	<100
PSG-01-34	PSG-01-34-15	04/18/2019	15.0	<8.0	<8.0	<8.0	<8.0	<8.0	<8.0	<8.0	<8.0	<8.0	<80	<80	<80	--	--	--
PSG-01-34	PSG-01-34-15	07/11/2019	15.0	<8.0	<8.0	<8.0	<8.0	<8.0	<8.0	<8.0	<8.0	<8.0	<80	<80	<80	--	--	--
PSG-01-34	PSG-01-34-15	02/14/2020	15.0	**3.0 J**	<8.0	<8.0	<8.0	<8.0	<8.0	<8.0	<8.0	<8.0	<80	<80	<80	--	--	--
PSG-01-34	PSG-01-34-15	05/14/2020	15.0	<8.0	<8.0	<8.0	<8.0	<8.0	<8.0	<8.0	<8.0	<8.0	<80	<80	<80	--	--	--
PSG-01-34	PSG-01-34-15	08/11/2020	15.0	<8.0	<8.0	<8.0	<8.0	<8.0	<8.0	<8.0	<8.0	<8.0	<80	<80	<80	--	--	--
PSG-01-34	PSG-01-34-15	01/22/2021	15.0	<8.0	<8.0	<8.0	<8.0	<8.0	<8.0	<8.0	<8.0	<8.0	<80	<80	<80	--	--	--
PSG-01-34	PSG-01-34-15	05/27/2021	15.0	<8.0	<8.0	<8.0	<8.0	<8.0	<8.0	<8.0	<8.0	<8.0	<80	<80	<80	--	--	--
PSG-01-34	PSG-01-34-15	09/22/2021	15.0	<8.0	<8.0	<8.0	<8.0	<8.0	<8.0	<8.0	<8.0 UJ	<8.0	<80	<80	<80	--	--	--
PSG-01-34	PSG-01-34-15	01/20/2022	15.0	<4.0	<4.0	<4.0	<4.0	<4.0	<4.0 UJ	<4.0	<4.0 UJ	<4.0	<40	<40	<40	--	--	--
PSG-01-34	PSG-01-34-15	05/11/2022	15.0	<4.0	<4.0	<4.0	<4.0	<4.0	<4.0	<4.0	<4.0	<4.0	<40	<40	<40	--	--	--
PSG-01-34	PSG-01-34-15 REP	05/11/2022	15.0	<4.0	<4.0	<4.0	<4.0	<4.0	<4.0	<4.0	<4.0	<4.0	<40	<40	<40	--	--	--
PSG-01-34	PSG-01-34-15	09/14/2022	15.0	<100	<100	<20	<100	<100 UJ	<20	<100	<20	<10	--	--	--	--	--	<100
PSG-01-35	PSG-01-35-5	04/18/2019	5.0	<8.0	<8.0	<8.0	<8.0	<8.0	**6.0 J**	<8.0	<8.0	<8.0	<80	<80	<80	--	--	--
PSG-01-35	PSG-01-35-5	07/10/2019	5.0	<8.0 UJ	<8.0	<8.0	<8.0	<8.0	<8.0	<8.0	<8.0	<8.0	<80	<80	<80	--	--	--
PSG-01-35	PSG-01-35-5	02/14/2020	5.0	<8.0	<8.0	<8.0	<8.0	<8.0	<8.0	<8.0	<8.0	<8.0	<80	<80	<80	--	--	--
PSG-01-35	PSG-01-35-5	05/14/2020	5.0	<8.0	<8.0	<8.0	<8.0	<8.0	<8.0	<8.0	<8.0	<8.0	<80	<80	<80	--	--	--
PSG-01-35	PSG-01-35-5	08/11/2020	5.0	<8.0	<8.0	<8.0	<8.0	<8.0	<8.0	<8.0	<8.0	<8.0	<80	<80	<80	--	--	--
PSG-01-35	PSG-01-35-5	01/22/2021	5.0	<8.0	<8.0	<8.0	<8.0	<8.0	<8.0	<8.0	<8.0	<8.0	<80	<80	<80	--	--	--
PSG-01-35	PSG-01-35-5	05/27/2021	5.0	<8.0	<8.0	<8.0	<8.0	<8.0	<8.0	<8.0	<8.0	<8.0	<80	<80	<80	--	--	--
PSG-01-35	PSG-01-35-5	09/23/2021	5.0	<8.0	<8.0	<8.0	<8.0	<8.0	<8.0	<8.0	<8.0	<8.0	<80	<80	<80	--	--	--
PSG-01-35	PSG-01-35-5	01/20/2022	5.0	<4.0	<4.0	<4.0	<4.0	<4.0	<4.0 UJ	<4.0	<4.0 UJ	<4.0	<40	<40	<40	--	--	--
PSG-01-35	PSG-01-35-5	05/11/2022	5.0	<4.0	<4.0	<4.0	<4.0	<4.0	<4.0	<4.0	<4.0	<4.0	<40	<40	<40	--	--	--

TABLE A-5

HISTORICAL PERIMETER SOIL GAS SAMPLING RESULTS
Former Ford Aeronutronic Facility
Newport Beach, California

Sampling Location	Sample ID	Date Sampled [2]	Depth of Sample (feet bgs)	Volatile Organic Compounds [1] (µg/m³)									Leak Detection Compounds [1]					
				1,1-DCE	1,1-DCA	1,2-DCA	cis-1,2-DCE	trans-1,2-DCE	PCE	1,1,1-TCA	TCE	Vinyl Chloride	Heptane (µg/m³)	Hexane (µg/m³)	Pentane (µg/m³)	Helium (ppmv)	TFA (µg/m³)	DFA (µg/m³)
PSG-01-35	PSG-01-35-15	04/18/2019	15.0	<8.0	<8.0	<8.0	<8.0	<8.0	**5.0 J**	<8.0	<8.0	<8.0	<80	<80	<80	--	--	--
PSG-01-35	PSG-01-35-15	07/10/2019	15.0	**8.0**	<8.0	<8.0	<8.0	<8.0	<8.0	<8.0	<8.0	<8.0	<80	<80	<80	--	--	--
PSG-01-35	PSG-01-35-15	02/14/2020	15.0	<8.0	<8.0	<8.0	<8.0	<8.0	<8.0	<8.0	<8.0	<8.0	<80	<80	<80	--	--	--
PSG-01-35	PSG-01-35-15	05/14/2020	15.0	<8.0	<8.0	<8.0	<8.0	<8.0	<8.0	<8.0	<8.0	<8.0	<80	<80	<80	--	--	--
PSG-01-35	PSG-01-35-15	08/11/2020	15.0	<8.0	<8.0	<8.0	<8.0	<8.0	<8.0	<8.0	<8.0	<8.0	<80	<80	<80	--	--	--
PSG-01-35	PSG-01-35-15	01/22/2021	15.0	**3.0 J**	<8.0	<8.0	<8.0	<8.0	<8.0	<8.0	<8.0	<8.0	<80	<80	<80	--	--	--
PSG-01-35	PSG-01-35-15	05/27/2021	15.0	<8.0	<8.0	<8.0	<8.0	<8.0	<8.0	<8.0	<8.0	<8.0	<80	<80	<80	--	--	--
PSG-01-35	PSG-01-35-15	09/23/2021	15.0	<8.0	<8.0	<8.0	<8.0	<8.0	<8.0	<8.0	<8.0	<8.0	<80	<80	<80	--	--	--
PSG-01-35	PSG-01-35-15	01/20/2022	15.0	<4.0	<4.0	<4.0	<4.0	<4.0	<4.0 UJ	<4.0	<4.0 UJ	<4.0	<40	<40	<40	--	--	--
PSG-01-35	PSG-01-35-15	05/11/2022	15.0	<4.0	<4.0	<4.0	<4.0	<4.0	<4.0	<4.0	<4.0	<4.0	<40	<40	<40	--	--	--
PSG-01-36	PSG-01-36-5	04/18/2019	5.0	<8.0	<8.0	<8.0	<8.0	<8.0	**9.0**	<8.0	<8.0	<8.0	<80	<80	<80	--	--	--
PSG-01-36	PSG-01-36-5	07/11/2019	5.0	<8.0	<8.0	<8.0	<8.0	<8.0	<8.0	<8.0	<8.0	<8.0	<80	<80	<80	--	--	--
PSG-01-36	PSG-01-36-5	02/14/2020	5.0	<8.0	<8.0	<8.0	<8.0	<8.0	<8.0	<8.0	<8.0	<8.0	<80	<80	<80	--	--	--
PSG-01-36	PSG-01-36-5	05/14/2020	5.0	<8.0	<8.0	<8.0	<8.0	<8.0	<8.0	<8.0	<8.0	<8.0	<80	<80	<80	--	--	--
PSG-01-36	PSG-01-36-5	08/12/2020	5.0	<8.0	<8.0	<8.0	<8.0	<8.0	<8.0	<8.0	<8.0	<8.0	<80	<80	<80	--	--	--
PSG-01-36	PSG-01-36-5	01/22/2021	5.0	<8.0	<8.0	<8.0	<8.0	<8.0	<8.0	<8.0	<8.0	<8.0	<80	<80	<80	--	--	--
PSG-01-36	PSG-01-36-5	05/27/2021	5.0	<8.0	<8.0	<8.0	<8.0	<8.0	<8.0	<8.0	<8.0	<8.0	<80	<80	<80	--	--	--
PSG-01-36	PSG-01-36-5	09/23/2021	5.0	<8.0	<8.0	<8.0	<8.0	<8.0	<8.0	<8.0	<8.0	<8.0	<80	<80	<80	--	--	--
PSG-01-36	PSG-01-36-5	01/20/2022	5.0	<4.0	<4.0	<4.0	<4.0	<4.0	<4.0 UJ	<4.0	<4.0 UJ	<4.0	<40	<40	<40	--	--	--
PSG-01-36	PSG-01-36-5	05/11/2022	5.0	<4.0	<4.0	<4.0	<4.0	<4.0	<4.0	<4.0	<4.0	<4.0	<40	<40	<40	--	--	--
PSG-01-36	PSG-01-36-5	09/14/2022	5.0	<100	<100	<20	<100	<100 UJ	<20	<100	<20	<10	--	--	--	--	--	<100
PSG-01-36	PSG-01-36-15	04/18/2019	15.0	<8.0	<8.0	<8.0	<8.0	<8.0	**5.0 J**	<8.0	<8.0	<8.0	<80	<80	<80	--	--	--
PSG-01-36	PSG-01-36-15	07/11/2019	15.0	<8.0	<8.0	<8.0	<8.0	<8.0	<8.0	<8.0	<8.0	<8.0	<80	<80	<80	--	--	--
PSG-01-36	PSG-01-36-15	02/14/2020	15.0	<8.0	<8.0	<8.0	<8.0	<8.0	<8.0	<8.0	<8.0	<8.0	<80	<80	<80	--	--	--
PSG-01-36	PSG-01-36-15	05/14/2020	15.0	<8.0	<8.0	<8.0	<8.0	<8.0	<8.0	<8.0	<8.0	<8.0	<80	<80	<80	--	--	--
PSG-01-36	PSG-01-36-15	08/12/2020	15.0	<8.0	<8.0	<8.0	<8.0	<8.0	<8.0	<8.0	<8.0	<8.0	<80	<80	<80	--	--	--
PSG-01-36	PSG-01-36-15	01/22/2021	15.0	<8.0	<8.0	<8.0	<8.0	<8.0	<8.0	<8.0	<8.0	<8.0	<80	<80	<80	--	--	--
PSG-01-36	PSG-01-36-15	05/27/2021	15.0	<8.0	<8.0	<8.0	<8.0	<8.0	<8.0	<8.0	<8.0	<8.0	<80	<80	<80	--	--	--
PSG-01-36	PSG-01-36-15 REP	05/27/2021	15.0	<8.0	<8.0	<8.0	<8.0	<8.0	<8.0	<8.0	<8.0	<8.0	<80	<80	<80	--	--	--
PSG-01-36	PSG-01-36-15	09/23/2021	15.0	<8.0	<8.0	<8.0	<8.0	<8.0	<8.0	<8.0	<8.0	<8.0	<80	<80	<80	--	--	--
PSG-01-36	PSG-01-36-15	01/20/2022	15.0	<4.0	<4.0	<4.0	<4.0	<4.0	<4.0 UJ	<4.0	<4.0 UJ	<4.0	<40	<40	<40	--	--	--
PSG-01-36	PSG-01-36-15	05/11/2022	15.0	<4.0	<4.0	<4.0	<4.0	<4.0	<4.0	<4.0	<4.0	<4.0	<40	<40	<40	--	--	--
PSG-01-36	PSG-01-36-15	09/14/2022	15.0	<100	<100	<20	<100	<100 UJ	<20	<100	<20	<10	--	--	--	--	--	<100
PSG-01-36	PSG-01-36-15 REP	09/14/2022	15.0	<100	<100	<20	<100	<100 UJ	<20	<100	<20	<10	--	--	--	--	--	<100
PSG-01-37	PSG-01-37-5	04/18/2019	5.0	<8.0	<8.0	<8.0	<8.0	<8.0	**8.0**	<8.0	<8.0	<8.0	<80	<80	<80	--	--	--
PSG-01-37	PSG-01-37-5	07/10/2019	5.0	<8.0	<8.0	<8.0	<8.0	<8.0	<8.0	<8.0 UJ	<8.0	<8.0	<80	<80	<80	--	--	--
PSG-01-37	PSG-01-37-5 REP	07/10/2019	5.0	<8.0	<8.0	<8.0	<8.0	<8.0	<8.0	<8.0 UJ	<8.0	<8.0	<80	<80	<80	--	--	--
PSG-01-37	PSG-01-37-5	05/14/2020	5.0	<8.0	<8.0	<8.0	<8.0	<8.0	<8.0	<8.0	<8.0	<8.0	<80	<80	<80	--	--	--
PSG-01-37	PSG-01-37-5	08/12/2020	5.0	<8.0	<8.0	<8.0	<8.0	<8.0	<8.0	<8.0	<8.0	<8.0	<80	<80	<80	--	--	--
PSG-01-37	PSG-01-37-5	01/22/2021	5.0	<8.0	<8.0	<8.0	<8.0	<8.0	<8.0	<8.0	<8.0	<8.0	<80	<80	<80	--	--	--
PSG-01-37	PSG-01-37-5	05/27/2021	5.0	<8.0	<8.0	<8.0	<8.0	<8.0	<8.0	<8.0	<8.0	<8.0	<80	<80	<80	--	--	--
PSG-01-37	PSG-01-37-5	09/22/2021	5.0	<8.0	<8.0	<8.0	<8.0	<8.0	<8.0	<8.0	<8.0	<8.0	<80	<80	<80	--	--	--
PSG-01-37	PSG-01-37-5	01/20/2022	5.0	<4.0	<4.0	<4.0	<4.0	<4.0	<4.0 UJ	<4.0	<4.0 UJ	<4.0	<40	<40	<40	--	--	--
PSG-01-37	PSG-01-37-5	05/11/2022	5.0	<4.0	<4.0	<4.0	<4.0	<4.0	<4.0	<4.0	<4.0	<4.0	<40	<40	<40	--	--	--
PSG-01-37	PSG-01-37-15	04/18/2019	15.0	<8.0	<8.0	<8.0	<8.0	<8.0	**10**	<8.0	<8.0	<8.0	<80	<80	<80	--	--	--
PSG-01-37	PSG-01-37-15	02/11/2020	15.0	<8.0	<8.0	<8.0	<8.0	<8.0	<8.0	<8.0	<8.0	<8.0	<80	<80	<80	--	--	--
PSG-01-37	PSG-01-37-15 REP	02/11/2020	15.0	<8.0	<8.0	<8.0	<8.0	<8.0	<8.0	<8.0	<8.0	<8.0	<80	<80	<80	--	--	--
PSG-01-38	PSG-01-38-5	04/18/2019	5.0	<8.0	<8.0	<8.0	<8.0	<8.0	<8.0	<8.0	<8.0	<8.0	<80	<80	<80	--	--	--
PSG-01-38	PSG-01-38-5	07/10/2019	5.0	<8.0	<8.0	<8.0	<8.0	<8.0	<8.0	<8.0 UJ	<8.0	<8.0	<80	<80	<80	--	--	--
PSG-01-38	PSG-01-38-5	02/11/2020	5.0	<8.0	<8.0	<8.0	<8.0	<8.0	<8.0	<8.0	<8.0	<8.0	<80	<80	<80	--	--	--

TABLE A-5

HISTORICAL PERIMETER SOIL GAS SAMPLING RESULTS
Former Ford Aeronutronic Facility
Newport Beach, California

Sampling Location	Sample ID	Date Sampled [2]	Depth of Sample (feet bgs)	Volatile Organic Compounds [1] (µg/m³)									Leak Detection Compounds [1]					
				1,1-DCE	1,1-DCA	1,2-DCA	cis-1,2-DCE	trans-1,2-DCE	PCE	1,1,1-TCA	TCE	Vinyl Chloride	Heptane (µg/m³)	Hexane (µg/m³)	Pentane (µg/m³)	Helium (ppmv)	TFA (µg/m³)	DFA (µg/m³)
PSG-01-38	PSG-01-38-5	05/14/2020	5.0	<8.0	<8.0	<8.0	<8.0	<8.0	<8.0	<8.0	<8.0	<8.0	<80	<80	<80	--	--	--
PSG-01-38	PSG-01-38-5	08/12/2020	5.0	<8.0	<8.0	<8.0	<8.0	<8.0	<8.0	<8.0	<8.0	<8.0	<80	<80	<80	--	--	--
PSG-01-38	PSG-01-38-5	01/22/2021	5.0	<8.0	<8.0	<8.0	<8.0	<8.0	<8.0	<8.0	<8.0	<8.0	<80	<80	<80	--	--	--
PSG-01-38	PSG-01-38-5	05/27/2021	5.0	<8.0	<8.0	<8.0	<8.0	<8.0	<8.0	<8.0	<8.0	<8.0	<80	<80	<80	--	--	--
PSG-01-38	PSG-01-38-5	09/22/2021	5.0	<8.0	<8.0	<8.0	<8.0	<8.0	<8.0	<8.0	<8.0	<8.0	<80	<80	<80	--	--	--
PSG-01-38	PSG-01-38-5	01/21/2022	5.0	<4.0	<4.0	<4.0	<4.0	<4.0	<4.0	<4.0	<4.0	<4.0	<40	<40	<40	--	--	--
PSG-01-38	PSG-01-38-5	05/11/2022	5.0	<4.0	<4.0	<4.0	<4.0	<4.0	<4.0	<4.0	<4.0	<4.0	<40	<40	<40	--	--	--
PSG-01-38	PSG-01-38-5	09/14/2022	5.0	<100	<100	<20	<100	<100 UJ	<20	<100	<20	<10	--	--	--	--	--	<100
PSG-01-38	PSG-01-38-15	04/18/2019	15.0	<8.0	<8.0	<8.0	<8.0	<8.0	**11**	<8.0	<8.0	<8.0	<80	<80	<80	--	--	--
PSG-01-38	PSG-01-38-15 REP	04/18/2019	15.0	<8.0	<8.0	<8.0	<8.0	<8.0	**6.0 J**	<8.0	<8.0	<8.0	<80	<80	<80	--	--	--
PSG-01-38	PSG-01-38-15	07/10/2019	15.0	<8.0	<8.0	<8.0	<8.0	<8.0	<8.0	<8.0 UJ	<8.0	<8.0	<80	<80	<80	--	--	--
PSG-01-38	PSG-01-38-15	02/11/2020	15.0	<8.0	<8.0	<8.0	<8.0	<8.0	<8.0	<8.0	<8.0	<8.0	<80	<80	<80	--	--	--
PSG-01-38	PSG-01-38-15	05/14/2020	15.0	<8.0	<8.0	<8.0	<8.0	<8.0	<8.0	<8.0	<8.0	<8.0	<80	<80	<80	--	--	--
PSG-01-38	PSG-01-38-15 REP	05/14/2020	15.0	<8.0	<8.0	<8.0	<8.0	<8.0	<8.0	<8.0	<8.0	<8.0	<80	<80	<80	--	--	--
PSG-01-38	PSG-01-38-15	08/12/2020	15.0	<8.0	<8.0	<8.0	<8.0	<8.0	<8.0	<8.0	<8.0	<8.0	<80	<80	<80	--	--	--
PSG-01-38	PSG-01-38-15	01/22/2021	15.0	<8.0	<8.0	<8.0	<8.0	<8.0	<8.0	<8.0	<8.0	<8.0	<80	<80	<80	--	--	--
PSG-01-38	PSG-01-38-15	05/27/2021	15.0	<8.0	<8.0	<8.0	<8.0	<8.0	<8.0	<8.0	<8.0	<8.0	<80	<80	<80	--	--	--
PSG-01-38	PSG-01-38-15	09/22/2021	15.0	<8.0	<8.0	<8.0	<8.0	<8.0	<8.0	<8.0	<8.0	<8.0	<80	<80	<80	--	--	--
PSG-01-38	PSG-01-38-15	01/21/2022	15.0	<4.0	<4.0	<4.0	<4.0	<4.0	<4.0	<4.0	<4.0	<4.0	<40	<40	<40	--	--	--
PSG-01-38	PSG-01-38-15 REP	01/21/2022	15.0	<4.0	<4.0	<4.0	<4.0	<4.0	<4.0	<4.0	<4.0	<4.0	<40	<40	<40	--	--	--
PSG-01-38	PSG-01-38-15	05/11/2022	15.0	<4.0	<4.0	<4.0	<4.0	<4.0	<4.0	<4.0	<4.0	<4.0	<40	<40	<40	--	--	--
PSG-01-38	PSG-01-38-15	09/14/2022	15.0	<100	<100	<20	<100	<100 UJ	<20	<100	<20	<10	--	--	--	--	--	<100
PSG-01-39	PSG-01-39-5	04/18/2019	5.0	<8.0	<8.0	<8.0	<8.0	<8.0	**332**	<8.0	**149**	<8.0	<80	<80	<80	--	--	--
PSG-01-39	PSG-01-39-5	07/10/2019	5.0	<8.0	<8.0	<8.0	<8.0	<8.0	**149**	<8.0 UJ	**34**	<8.0	<80	<80	<80	--	--	--
PSG-01-39	PSG-01-39-5	02/11/2020	5.0	<8.0	<8.0	<8.0	<8.0	<8.0	**182**	<8.0	**47**	<8.0	<80	<80	<80	--	--	--
PSG-01-39	PSG-01-39-5	05/15/2020	5.0	<8.0	<8.0	<8.0	<8.0	<8.0	**208**	<8.0	**66**	<8.0 UJ	<80	<80	<80	--	--	--
PSG-01-39	PSG-01-39-5	08/12/2020	5.0	<8.0	<8.0	<8.0	<8.0	<8.0	**200**	<8.0	**44**	<8.0	<80	<80	<80	--	--	--
PSG-01-39	PSG-01-39-5	01/22/2021	5.0	<8.0	<8.0	<8.0	<8.0	<8.0	**261**	<8.0	**74**	<8.0	<80	<80	<80	--	--	--
PSG-01-39	PSG-01-39-5	05/27/2021	5.0	<8.0	<8.0	<8.0	<8.0	<8.0	**148**	<8.0	**22**	<8.0	<80	<80	<80	--	--	--
PSG-01-39	PSG-01-39-5	09/22/2021	5.0	<8.0	<8.0	<8.0	<8.0	<8.0	**149**	<8.0	**17**	<8.0	<80	<80	<80	--	--	--
PSG-01-39	PSG-01-39-5	01/21/2022	5.0	<4.0	<4.0	<4.0	<4.0	<4.0	**284**	<4.0	**103**	<4.0	<40	<40	<40	--	--	--
PSG-01-39	PSG-01-39-5	05/11/2022	5.0	<4.0	<4.0	<4.0	<4.0	<4.0	**114**	<4.0	**7.0**	<4.0	<40	<40	<40	--	--	--
PSG-01-39	PSG-01-39-5	09/15/2022	5.0	<100	<100	<20	<100	<100 UJ	**55 J+**	<100	<20	<10	--	--	--	--	--	<100
PSG-01-39	PSG-01-39-5 REP	09/15/2022	5.0	<100	<100	<20	<100	<100 UJ	**52 J+**	<100	<20	<10	--	--	--	--	--	<100
PSG-01-39	PSG-01-39-15	04/18/2019	15.0	**9.0**	<8.0	<8.0	<8.0	<8.0	**704**	<8.0	**534**	<8.0	<80	<80	<80	--	--	--
PSG-01-39	PSG-01-39-15 REP	04/18/2019	15.0	**7.0 J**	<8.0	<8.0	<8.0	<8.0	**692**	<8.0	**532**	<8.0	<80	<80	<80	--	--	--
PSG-01-39	PSG-01-39-15	07/10/2019	15.0	**4.0 J**	<8.0	<8.0	<8.0	<8.0	**682**	<8.0 UJ	**494**	<8.0	<80	<80	<80	--	--	--
PSG-01-39	PSG-01-39-15	02/11/2020	15.0	**6.0 J**	<8.0	<8.0	<8.0	<8.0	**666**	<8.0	**478**	<8.0	<80	<80	<80	--	--	--
PSG-01-39	PSG-01-39-15	05/15/2020	15.0	<8.0	<8.0	<8.0	<8.0	<8.0	**601**	<8.0	**524**	<8.0 UJ	<80	<80	<80	--	--	--
PSG-01-39	PSG-01-39-15 REP	05/15/2020	15.0	<8.0	<8.0	<8.0	<8.0	<8.0	**617**	<8.0	**504**	<8.0 UJ	<80	<80	<80	--	--	--
PSG-01-39	PSG-01-39-15	08/12/2020	15.0	<8.0	<8.0	<8.0	<8.0	<8.0	**737**	<8.0	**556**	<8.0	<80	<80	<80	--	--	--
PSG-01-39	PSG-01-39-15	01/22/2021	15.0	**7.0 J**	<8.0	<8.0	**4.0 J**	<8.0	**752**	<8.0	**583**	<8.0	<80	<80	<80	--	--	--
PSG-01-39	PSG-01-39-15	05/27/2021	15.0	**7.0 J**	<8.0	<8.0	<8.0	<8.0	**746**	<8.0	**590**	<8.0	<80	<80	<80	--	--	--
PSG-01-39	PSG-01-39-15	09/22/2021	15.0	**5.0 J**	<8.0	<8.0	<8.0	<8.0	**931**	<8.0	**696**	<8.0	<80	<80	<80	--	--	--
PSG-01-39	PSG-01-39-15	01/21/2022	15.0	**6.0**	<4.0	<4.0	<4.0	<4.0	**710**	<4.0	**564**	<4.0	<40	<40	<40	--	--	--
PSG-01-39	PSG-01-39-15 REP	01/21/2022	15.0	**6.0**	<4.0	<4.0	<4.0	<4.0	**688**	<4.0	**550**	<4.0	<40	<40	<40	--	--	--
PSG-01-39	PSG-01-39-15	05/11/2022	15.0	**6.0**	<4.0	<4.0	<4.0	<4.0	**763**	<4.0	**514**	<4.0	<40	<40	<40	--	--	--
PSG-01-39	PSG-01-39-15	09/15/2022	15.0	<100	<100	<20	<100	<100 UJ	**410 J+**	<100	**360 J+**	<10	--	--	--	--	--	<100
PSG-01-40	PSG-01-40-5	04/18/2019	5.0	<8.0	<8.0	<8.0	<8.0	<8.0	**6.0 J**	<8.0	<8.0	<8.0	<80	<80	<80	--	--	--
PSG-01-40	PSG-01-40-5	07/10/2019	5.0	<8.0	<8.0	<8.0	<8.0	<8.0	<8.0	<8.0 UJ	<8.0	<8.0	<80	<80	<80	--	--	--

TABLE A-5

HISTORICAL PERIMETER SOIL GAS SAMPLING RESULTS
Former Ford Aeronutronic Facility
Newport Beach, California

Sampling Location	Sample ID	Date Sampled [2]	Depth of Sample (feet bgs)	Volatile Organic Compounds [1] (µg/m³)									Leak Detection Compounds [1]					
				1,1-DCE	1,1-DCA	1,2-DCA	cis-1,2-DCE	trans-1,2-DCE	PCE	1,1,1-TCA	TCE	Vinyl Chloride	Heptane (µg/m³)	Hexane (µg/m³)	Pentane (µg/m³)	Helium (ppmv)	TFA (µg/m³)	DFA (µg/m³)
PSG-01-40	PSG-01-40-5	02/11/2020	5.0	<8.0	<8.0	<8.0	<8.0	<8.0	<8.0	<8.0	<8.0	<8.0 UJ	<80	<80	<80	--	--	--
PSG-01-40	PSG-01-40-5	05/14/2020	5.0	<8.0	<8.0	<8.0	<8.0	<8.0	<8.0	<8.0	<8.0	<8.0	<80	<80	<80	--	--	--
PSG-01-40	PSG-01-40-5	01/26/2021	5.0	<8.0	<8.0	<8.0	**3.0 J**	<8.0	<8.0	<8.0	<8.0	<8.0	<80	<80	<80	--	--	--
PSG-01-40	PSG-01-40-5	05/27/2021	5.0	<8.0	<8.0	<8.0	<8.0	<8.0	<8.0	<8.0	<8.0	<8.0	<80	<80	<80	--	--	--
PSG-01-40	PSG-01-40-5	09/22/2021	5.0	<8.0	<8.0	<8.0	<8.0	<8.0	<8.0	<8.0	<8.0	<8.0	<80	<80	<80	--	--	--
PSG-01-40	PSG-01-40-5	01/21/2022	5.0	<4.0	<4.0	<4.0	<4.0	<4.0	<4.0	<4.0	<4.0	<4.0	<40	<40	<40	--	--	--
PSG-01-40	PSG-01-40-5	05/11/2022	5.0	<4.0	<4.0	<4.0	<4.0	<4.0	<4.0	<4.0	<4.0	<4.0	<40	<40	<40	--	--	--
PSG-01-40	PSG-01-40-5	09/15/2022	5.0	<100	<100	<20	<100	<100 UJ	<20	<100	<20	<10	--	--	--	--	--	<100
PSG-01-41	PSG-01-41-5	02/11/2020	5.0	<8.0	<8.0	<8.0	<8.0	<8.0	<8.0	<8.0	<8.0	<8.0	<80	<80	<80	--	--	--
PSG-01-41	PSG-01-41-5	05/27/2021	5.0	<8.0	<8.0	<8.0	<8.0	<8.0	<8.0	<8.0	<8.0	<8.0	<80	<80	<80	--	--	--
PSG-01-41	PSG-01-41-5	01/21/2022	5.0	<4.0	<4.0	<4.0	<4.0	<4.0	<4.0	<4.0	<4.0	<4.0	<40	<40	<40	--	--	--
PSG-01-41	PSG-01-41-5	05/12/2022	5.0	<4.0	<4.0	<4.0	<4.0	<4.0	**7.0**	<4.0	**5.0 J+**	<4.0	<40	<40	<40	--	--	--
PSG-01-42	PSG-01-42-5	04/22/2019	5.0	<8.0	<8.0	<8.0	<8.0	<8.0	<8.0	<8.0	<8.0	<8.0	<80	<80	<80	--	--	--
PSG-01-42	PSG-01-42-5	07/10/2019	5.0	<8.0	<8.0	<8.0	<8.0	<8.0	<8.0	<8.0 UJ	<8.0	<8.0	<80	<80	<80	--	--	--
PSG-01-43	PSG-01-43-13.5	04/22/2019	13.5	**39 J**	<8.0	<8.0	**91**	<8.0	**52**	<8.0	**85**	<8.0	<80	<80	<80	--	--	--
PSG-01-43	PSG-01-43-13.5	07/10/2019	13.5	**11**	<8.0	<8.0	**48**	<8.0	**28**	<8.0 UJ	**55**	<8.0	<80	<80	<80	--	--	--
PSG-01-43	PSG-01-43-13.5	02/11/2020	13.5	**15**	<8.0	<8.0	**53**	<8.0	**30**	<8.0	**56**	<8.0	<80	<80	<80	--	--	--
PSG-01-43	PSG-01-43-13.5	05/15/2020	13.5	**16**	<8.0	<8.0	**53**	<8.0	**25**	<8.0	**58**	<8.0 UJ	<80	<80	<80	--	--	--
PSG-01-43	PSG-01-43-13.5 REP	05/15/2020	13.5	**18**	<8.0	<8.0	**54**	<8.0	**26**	<8.0	**61**	<8.0 UJ	<80	<80	<80	--	--	--
PSG-01-43	PSG-01-43-13.5	08/12/2020	13.5	**13**	<8.0	<8.0	**56**	<8.0	**25**	<8.0	**56**	<8.0	<80	<80	<80	--	--	--
PSG-01-43	PSG-01-43-13.5	01/22/2021	13.5	**9.0**	<8.0	<8.0	**51**	<8.0	**23**	<8.0	**53**	<8.0	<80	<80	<80	--	--	--
PSG-01-43	PSG-01-43-13.5	05/27/2021	13.5	**15**	<8.0	<8.0	**41**	<8.0	**27**	<8.0	**63**	<8.0	<80	<80	<80	--	--	--
PSG-01-43	PSG-01-43-13.5	09/22/2021	13.5	**8.0**	<8.0	<8.0	**33**	<8.0	**20**	<8.0	**44**	<8.0	<80	<80	<80	--	--	--
PSG-01-43	PSG-01-43-13.5	01/21/2022	13.5	**11**	<4.0	<4.0	**47**	<4.0	**21**	<4.0	**54**	<4.0	<40	<40	<40	--	--	--
PSG-01-43	PSG-01-43-13.5	05/12/2022	13.5	**15**	<4.0	<4.0	**53**	<4.0	**29**	<4.0	**61 J+**	<4.0	<40	<40	<40	--	--	--
PSG-01-43	PSG-01-43-13.5	09/15/2022	13.5	<100	<100	<20	<100	<100 UJ	<20	<100	**31 J+**	<10	--	--	--	--	--	<100
PSG-01-44	PSG-01-44-5	02/11/2020	5.0	<8.0	<8.0	<8.0	<8.0	<8.0	<8.0	<8.0	<8.0	<8.0	<80	<80	<80	--	--	--
PSG-01-44	PSG-01-44-5	05/15/2020	5.0	<8.0	<8.0	<8.0	<8.0	<8.0	<8.0	<8.0	<8.0	<8.0 UJ	<80	<80	<80	--	--	--
PSG-01-44	PSG-01-44-5	08/12/2020	5.0	<8.0	<8.0	<8.0	<8.0	<8.0	<8.0	<8.0	<8.0	<8.0	<80	<80	<80	--	--	--
PSG-01-44	PSG-01-44-5	01/22/2021	5.0	<8.0	<8.0	<8.0	<8.0	<8.0	<8.0	<8.0	<8.0	<8.0	<80	<80	<80	--	--	--
PSG-01-44	PSG-01-44-5	05/27/2021	5.0	<8.0	<8.0	<8.0	<8.0	<8.0	<8.0	<8.0	<8.0	<8.0	<80	<80	<80	--	--	--
PSG-01-44	PSG-01-44-5	09/22/2021	5.0	<8.0	<8.0	<8.0	<8.0	<8.0	<8.0	<8.0	<8.0	<8.0	<80	<80	<80	--	--	--
PSG-01-44	PSG-01-44-15	04/22/2019	15.0	**154 J**	<8.0	<8.0	**125**	<8.0	**302**	<8.0	**886**	<8.0	<80	<80	<80	--	--	--
PSG-01-44	PSG-01-44-15 REP	04/22/2019	15.0	**134 J**	<8.0	<8.0	**101**	<8.0	**365**	<8.0	**737**	<8.0	<80	<80	<80	--	--	--
PSG-01-44	PSG-01-44-15	07/10/2019	15.0	**68**	<8.0	<8.0	**86**	<8.0	**261**	<8.0 UJ	**765**	<8.0	<80	<80	<80	--	--	--
PSG-01-44	PSG-01-44-15	02/11/2020	15.0	**79**	<8.0	<8.0	**93**	<8.0	**244**	<8.0	**711**	<8.0	<80	<80	<80	--	--	--
PSG-01-44	PSG-01-44-15	05/15/2020	15.0	**92**	<8.0	<8.0	**87**	<8.0	**235**	<8.0	**708**	<8.0 UJ	<80	<80	<80	--	--	--
PSG-01-44	PSG-01-44-15	08/12/2020	15.0	**98**	<8.0	<8.0	**102**	<8.0	**258**	<8.0	**807**	<8.0	<80	<80	<80	--	--	--
PSG-01-44	PSG-01-44-15 REP	08/12/2020	15.0	**88**	<8.0	<8.0	**98**	<8.0	**232**	<8.0	**749**	<8.0	<80	<80	<80	--	--	--
PSG-01-44	PSG-01-44-15	01/22/2021	15.0	**82**	<8.0	<8.0	**73**	<8.0	**268**	<8.0	**763**	<8.0	<80	<80	<80	--	--	--
PSG-01-44	PSG-01-44-15	05/27/2021	15.0	**80**	**4.0 J**	<8.0	**51**	<8.0	**246**	<8.0	**742**	<8.0	<80	<80	<80	--	--	--
PSG-01-44	PSG-01-44-15	09/22/2021	15.0	**69**	<8.0	<8.0	**60**	<8.0	**241**	<8.0	**790**	<8.0	<80	<80	<80	--	--	--
PSG-01-44	PSG-01-44-15	01/21/2022	15.0	**92**	<4.0	<4.0	**79**	<4.0	**247**	<4.0	**854**	<4.0	<40	<40	<40	--	--	--
PSG-01-44	PSG-01-44-15	05/12/2022	15.0	**78 J**	<4.0	<4.0	**65 J**	<4.0	**247 J**	<4.0	**737 J+**	<4.0	<40	<40	<40	--	--	--
PSG-01-44	PSG-01-44-15 REP	05/12/2022	15.0	**114 J**	<4.0	<4.0	**99 J**	<4.0	**366 J**	<4.0	**1,110 J+**	<4.0	<40	<40	<40	--	--	--
PSG-01-45	PSG-01-45-15	04/22/2019	15.0	**22 J**	<8.0	<8.0	**84**	**5.0 J**	**83**	<8.0	**168**	<8.0	<80	<80	<80	--	--	--
PSG-01-45	PSG-01-45-15	07/10/2019	15.0	**16**	<8.0	<8.0	**78**	**3.0 J**	**90**	<8.0 UJ	**199**	<8.0	<80	<80	<80	--	--	--
PSG-01-45	PSG-01-45-15 REP	07/10/2019	15.0	**15**	<8.0	<8.0	**81**	<8.0	**83**	<8.0 UJ	**185**	<8.0	<80	<80	<80	--	--	--
PSG-01-45	PSG-01-45-15	02/11/2020	15.0	**20**	<8.0	<8.0	**86**	<8.0	**86**	<8.0	**189**	**6.0 J**	<80	<80	<80	--	--	--
PSG-01-45	PSG-01-45-15	05/15/2020	15.0	<8.0	<8.0	<8.0	**91**	**5.0 J**	**78**	<8.0	**174**	<8.0 UJ	<80	<80	<80	--	--	--

TABLE A-5

HISTORICAL PERIMETER SOIL GAS SAMPLING RESULTS
Former Ford Aeronutronic Facility
Newport Beach, California

Sampling Location	Sample ID	Date Sampled [2]	Depth of Sample (feet bgs)	Volatile Organic Compounds [1] (µg/m³)									Leak Detection Compounds [1]					
				1,1-DCE	1,1-DCA	1,2-DCA	cis-1,2-DCE	trans-1,2-DCE	PCE	1,1,1-TCA	TCE	Vinyl Chloride	Heptane (µg/m³)	Hexane (µg/m³)	Pentane (µg/m³)	Helium (ppmv)	TFA (µg/m³)	DFA (µg/m³)
PSG-01-45	PSG-01-45-15	08/12/2020	15.0	**17**	<8.0	<8.0	**109**	<8.0	**99**	<8.0	**221**	<8.0	<80	<80	<80	--	--	--
PSG-01-45	PSG-01-45-15	01/22/2021	15.0	**10**	<8.0	<8.0	**92**	<8.0	**97**	<8.0	**200**	<8.0	<80	<80	<80	--	--	--
PSG-01-45	PSG-01-45-15	05/27/2021	15.0	**16**	**3.0 J**	<8.0	**73**	**3.0 J**	**110**	<8.0	**245**	<8.0	<80	<80	<80	--	--	--
PSG-01-45	PSG-01-45-15	09/22/2021	15.0	**10**	<8.0	<8.0	**71**	<8.0	**93**	<8.0	**201**	<8.0	<80	<80	<80	--	--	--
PSG-01-45	PSG-01-45-15	01/21/2022	15.0	<4.0	<4.0	<4.0	**90**	<4.0	**76**	<4.0	**179**	<4.0	<40	<40	<40	--	--	--
PSG-01-45	PSG-01-45-15	05/12/2022	15.0	**10**	<4.0	<4.0	**76**	<4.0	**90**	<4.0	**186 J+**	<4.0	<40	<40	<40	--	--	--
PSG-01-45	PSG-01-45-15	09/15/2022	15.0	<100	<100	<20	<100	<100 UJ	**38 J+**	<100	**120 J+**	<10	--	--	--	--	--	<100
PSG-01-46	PSG-01-46-5	04/22/2019	5.0	<8.0	<8.0	<8.0	<8.0	<8.0	**14**	<8.0	<8.0	<8.0	<80	<80	<80	--	--	--
PSG-01-46	PSG-01-46-5	02/11/2020	5.0	<8.0	<8.0	<8.0	<8.0	<8.0	**10**	<8.0	<8.0	<8.0	<80	<80	<80	--	--	--
PSG-01-46	PSG-01-46-5	05/15/2020	5.0	<8.0	<8.0	<8.0	<8.0	<8.0	<8.0	<8.0	<8.0	<8.0 UJ	<80	<80	<80	--	--	--
PSG-01-46	PSG-01-46-5	08/13/2020	5.0	<8.0	<8.0	<8.0	<8.0	<8.0	<8.0	<8.0	<8.0	<8.0	<80	<80	<80	--	--	--
PSG-01-46	PSG-01-46-5	01/22/2021	5.0	<8.0	<8.0	<8.0	<8.0	<8.0	<8.0	<8.0	<8.0	<8.0	<80	<80	<80	--	--	--
PSG-01-46	PSG-01-46-5	05/27/2021	5.0	<8.0	<8.0	<8.0	<8.0	<8.0	<8.0	<8.0	<8.0	<8.0	<80	<80	<80	--	--	--
PSG-01-46	PSG-01-46-5	09/23/2021	5.0	<8.0	<8.0	<8.0	<8.0	<8.0	**7.0 J**	<8.0	<8.0	<8.0	<80	<80	<80	--	--	--
PSG-01-46	PSG-01-46-5	01/21/2022	5.0	<4.0	<4.0	<4.0	<4.0	<4.0	**5.0**	<4.0	**4.0**	<4.0	<40	<40	<40	--	--	--
PSG-01-46	PSG-01-46-5	05/12/2022	5.0	<4.0	<4.0	<4.0	<4.0	<4.0	**5.0**	<4.0	<4.0	<4.0	<40	<40	<40	--	--	--
PSG-01-46	PSG-01-46-15	04/22/2019	15.0	**258 J**	<8.0	<8.0	**500**	**31**	**567**	<8.0	**1,650**	**46**	<80	<80	<80	--	--	--
PSG-01-46	PSG-01-46-15	07/10/2019	15.0	**112**	<8.0	<8.0	**385**	**22**	**463**	<8.0 UJ	**1,360**	**21**	<80	<80	<80	--	--	--
PSG-01-46	PSG-01-46-15	02/11/2020	15.0	**97**	<8.0	<8.0	**409**	**22**	**463**	<8.0	**1,310**	28	<80	<80	<80	--	--	--
PSG-01-46	PSG-01-46-15	05/15/2020	15.0	<8.0	<8.0	<8.0	**410**	**22**	**423**	<8.0	**1,250**	**30 J-**	<80	<80	<80	--	--	--
PSG-01-46	PSG-01-46-15	08/13/2020	15.0	**238**	<8.0	<8.0	**639**	**23**	**610**	<8.0	**1,780**	**64**	<80	<80	<80	--	--	--
PSG-01-46	PSG-01-46-15	01/22/2021	15.0	**203**	<8.0	<8.0	<8.0	**23**	**543**	<8.0	**1,590**	**32**	<80	<80	<80	--	--	--
PSG-01-46	PSG-01-46-15	05/27/2021	15.0	**195**	**7.0 J**	<8.0	**384**	**22**	**590**	<8.0	**1,580**	**36**	<80	<80	<80	--	--	--
PSG-01-46	PSG-01-46-15	09/23/2021	15.0	**126**	<8.0	<8.0	**320**	**15**	**460**	<8.0	**1,320**	**25**	<80	<80	<80	--	--	--
PSG-01-46	PSG-01-46-15	01/21/2022	15.0	**191**	<4.0	<4.0	**405**	**21**	**476**	<4.0	**1,520**	**37**	<40	<40	<40	--	--	--
PSG-01-46	PSG-01-46-15	05/12/2022	15.0	**161**	**4.0**	<4.0	**388**	**21**	**520**	<4.0	**1,410 J+**	**31**	<40	<40	<40	--	--	--
PSG-01-47	PSG-01-47-5	04/17/2019	5.0	<8.0	<8.0	<8.0	<8.0	<8.0	**257**	<8.0	**55**	<8.0	<80	<80	<80	--	--	--
PSG-01-47	PSG-01-47-5	07/09/2019	5.0	<8.0	<8.0	<8.0	<8.0	<8.0	**263**	<8.0	**76**	<8.0	<80	<80	<80	--	--	--
PSG-01-47	PSG-01-47-5	02/04/2020	5.0	<8.0	<8.0	<8.0	<8.0	<8.0	**162**	<8.0	**45**	<8.0	<80	<80	<80	--	--	--
PSG-01-47	PSG-01-47-5	05/15/2020	5.0	<8.0	<8.0	<8.0	<8.0	<8.0	**118**	<8.0	**31**	<8.0 UJ	<80	<80	<80	--	--	--
PSG-01-47	PSG-01-47-5	08/13/2020	5.0	<8.0	<8.0	<8.0	<8.0	<8.0	**119**	<8.0	**22**	<8.0	<80	<80	<80	--	--	--
PSG-01-47	PSG-01-47-5	01/22/2021	5.0	<8.0	<8.0	<8.0	<8.0	<8.0	**55**	<8.0	<8.0	<8.0	<80	<80	<80	--	--	--
PSG-01-47	PSG-01-47-5	05/27/2021	5.0	<8.0	<8.0	<8.0	<8.0	<8.0	**69**	<8.0	<8.0	<8.0	<80	<80	<80	--	--	--
PSG-01-47	PSG-01-47-5	09/23/2021	5.0	<8.0	<8.0	<8.0	<8.0	<8.0	**53**	<8.0	<8.0	<8.0	<80	<80	<80	--	--	--
PSG-01-47	PSG-01-47-5	01/21/2022	5.0	<4.0	<4.0	<4.0	<4.0	<4.0	**109**	<4.0	**13**	<4.0	<40	<40	<40	--	--	--
PSG-01-47	PSG-01-47-5	05/12/2022	5.0	<4.0	<4.0	<4.0	<4.0	<4.0	**110**	<4.0	**11 J+**	<4.0	<40	<40	<40	--	--	--
PSG-01-47	PSG-01-47-5 REP	05/12/2022	5.0	<4.0	<4.0	<4.0	<4.0	<4.0	**104**	<4.0	**11 J+**	<4.0	<40	<40	<40	--	--	--
PSG-01-47	PSG-01-47-5	09/15/2022	5.0	<100	<100	<20	<100	<100 UJ	**25 J+**	<100	<20	<10	--	--	--	--	--	<100
PSG-01-47	PSG-01-47-15	04/17/2019	15.0	**14**	<8.0	<8.0	<8.0	<8.0	**686 J**	<8.0	**845 J**	<8.0	<80	<80	<80	--	--	--
PSG-01-47	PSG-01-47-15 REP	04/17/2019	15.0	**12**	<8.0	<8.0	<8.0	<8.0	**496 J**	<8.0	**599 J**	<8.0	<80	<80	<80	--	--	--
PSG-01-47	PSG-01-47-15	07/09/2019	15.0	**8.0**	<8.0	<8.0	<8.0	<8.0	**486**	<8.0	**597**	<8.0	<80	<80	<80	--	--	--
PSG-01-47	PSG-01-47-15	02/04/2020	15.0	**10**	<8.0	<8.0	<8.0	<8.0	**520**	<8.0	**671**	<8.0	<80	<80	<80	--	--	--
PSG-01-47	PSG-01-47-15 REP	02/04/2020	15.0	**13**	<8.0	<8.0	<8.0	<8.0	**524**	<8.0	**709**	<8.0	<80	<80	<80	--	--	--
PSG-01-47	PSG-01-47-15	05/15/2020	15.0	**9.0**	<8.0	<8.0	<8.0	<8.0	**406**	<8.0	**545**	<8.0 UJ	<80	<80	<80	--	--	--
PSG-01-47	PSG-01-47-15	08/13/2020	15.0	<8.0	<8.0	<8.0	<8.0	<8.0	**474**	<8.0	**571**	<8.0	<80	<80	<80	--	--	--
PSG-01-47	PSG-01-47-15	01/22/2021	15.0	**6.0 J**	<8.0	<8.0	<8.0	<8.0	**548**	<8.0	**586**	<8.0	<80	<80	<80	--	--	--
PSG-01-47	PSG-01-47-15 REP	01/22/2021	15.0	**6.0 J**	<8.0	<8.0	<8.0	<8.0	**552**	<8.0	**580**	<8.0	<80	<80	<80	--	--	--
PSG-01-47	PSG-01-47-15	05/27/2021	15.0	**5.0 J**	<8.0	<8.0	<8.0	<8.0	**537**	<8.0	**558**	<8.0	<80	<80	<80	--	--	--
PSG-01-47	PSG-01-47-15 REP	05/27/2021	15.0	**7.0 J**	<8.0	<8.0	<8.0	<8.0	**495**	<8.0	**553**	<8.0	<80	<80	<80	--	--	--
PSG-01-47	PSG-01-47-15	09/23/2021	15.0	**5.0 J**	<8.0	<8.0	<8.0	<8.0	**481**	<8.0	**525**	<8.0	<80	<80	<80	--	--	--

TABLE A-5

HISTORICAL PERIMETER SOIL GAS SAMPLING RESULTS
Former Ford Aeronutronic Facility
Newport Beach, California

Sampling Location	Sample ID	Date Sampled [2]	Depth of Sample (feet bgs)	Volatile Organic Compounds [1] (µg/m³)									Leak Detection Compounds [1]					
				1,1-DCE	1,1-DCA	1,2-DCA	cis-1,2-DCE	trans-1,2-DCE	PCE	1,1,1-TCA	TCE	Vinyl Chloride	Heptane (µg/m³)	Hexane (µg/m³)	Pentane (µg/m³)	Helium (ppmv)	TFA (µg/m³)	DFA (µg/m³)
PSG-01-47	PSG-01-47-15	01/21/2022	15.0	**10**	<4.0	<4.0	<4.0	<4.0	**528**	<4.0	**592**	<4.0	<40	<40	<40	--	--	--
PSG-01-47	PSG-01-47-15	05/12/2022	15.0	**9.0**	<4.0	<4.0	<4.0	<4.0	**589**	<4.0	**582 J+**	<4.0	<40	<40	<40	--	--	--
PSG-01-47	PSG-01-47-15	09/15/2022	15.0	<100	<100	<20	<100	<100 UJ	**310 J+**	<100	**390 J+**	<10	--	--	--	--	--	<100
PSG-01-48	PSG-01-48-5	04/17/2019	5.0	<8.0	<8.0	<8.0	<8.0	<8.0	**12**	<8.0	<8.0	<8.0	<80	<80	<80	--	--	--
PSG-01-48	PSG-01-48-5	07/09/2019	5.0	<8.0	<8.0	<8.0	<8.0	<8.0	<8.0	<8.0	<8.0	<8.0	<80	<80	<80	--	--	--
PSG-01-48	PSG-01-48-5	02/06/2020	5.0	<8.0	<8.0	<8.0	<8.0	<8.0	<8.0	<8.0	<8.0	<8.0	<80	<80	<80	--	--	--
PSG-01-48	PSG-01-48-5 REP	02/06/2020	5.0	<8.0	<8.0	<8.0	<8.0	<8.0	<8.0	<8.0	<8.0	<8.0	<80	<80	<80	--	--	--
PSG-01-48	PSG-01-48-5	05/15/2020	5.0	<8.0 UJ	<8.0	<8.0	<8.0	<8.0	<8.0	<8.0	<8.0	<8.0	<80	<80	<80	--	--	--
PSG-01-48	PSG-01-48-5	08/13/2020	5.0	<8.0	<8.0	<8.0	<8.0	<8.0	<8.0	<8.0	<8.0	<8.0	<80	<80	<80	--	--	--
PSG-01-48	PSG-01-48-5	01/22/2021	5.0	<8.0	<8.0	<8.0	<8.0	<8.0	<8.0	<8.0	<8.0	<8.0	<80	<80	<80	--	--	--
PSG-01-48	PSG-01-48-5	05/27/2021	5.0	<8.0	<8.0	<8.0	<8.0	<8.0	<8.0	<8.0	<8.0	<8.0	<80	<80	<80	--	--	--
PSG-01-48	PSG-01-48-5	09/23/2021	5.0	<8.0	<8.0	<8.0	<8.0	<8.0	<8.0	<8.0	<8.0	<8.0	<80	<80	<80	--	--	--
PSG-01-48	PSG-01-48-5	01/21/2022	5.0	<4.0	<4.0	<4.0	<4.0	<4.0	<4.0	<4.0	<4.0	<4.0	<40	<40	<40	--	--	--
PSG-01-48	PSG-01-48-5	05/12/2022	5.0	<4.0	<4.0	<4.0	<4.0	<4.0	<4.0	<4.0	<4.0	<4.0	<40	<40	<40	--	--	--
PSG-01-48	PSG-01-48-5	09/15/2022	5.0	<100	<100	<20	<100	<100 UJ	<20	<100	<20	<10	--	--	--	--	--	<100
PSG-01-49	PSG-01-49-5	04/17/2019	5.0	<8.0	<8.0	<8.0	<8.0	<8.0	<8.0	<8.0	**8.0**	<8.0	<80	<80	<80	--	--	--
PSG-01-49	PSG-01-49-5	07/09/2019	5.0	<8.0	<8.0	<8.0	<8.0	<8.0	**7.0 J**	<8.0	<8.0	<8.0	<80	<80	<80	--	--	--
PSG-01-49	PSG-01-49-5	02/04/2020	5.0	<8.0	<8.0	<8.0	<8.0	<8.0	**8.0 J**	<8.0	<8.0	<8.0	<80	<80	<80	--	--	--
PSG-01-49	PSG-01-49-5	05/15/2020	5.0	<8.0 UJ	<8.0	<8.0	<8.0	<8.0	<8.0	<8.0	<8.0	<8.0	<80	<80	<80	--	--	--
PSG-01-49	PSG-01-49-5	08/13/2020	5.0	<8.0	<8.0	<8.0	<8.0	<8.0	<8.0	<8.0	<8.0	<8.0	<80	<80	<80	--	--	--
PSG-01-49	PSG-01-49-5	01/22/2021	5.0	<8.0	<8.0	<8.0	<8.0	<8.0	<8.0	<8.0	<8.0	<8.0	<80	<80	<80	--	--	--
PSG-01-49	PSG-01-49-5	05/27/2021	5.0	<8.0	<8.0	<8.0	<8.0	<8.0	<8.0	<8.0	<8.0	<8.0	<80	<80	<80	--	--	--
PSG-01-49	PSG-01-49-5	09/23/2021	5.0	<8.0	<8.0	<8.0	<8.0	<8.0	<8.0	<8.0	<8.0	<8.0	<80	<80	<80	--	--	--
PSG-01-49	PSG-01-49-5	01/25/2022	5.0	<4.0	<4.0	<4.0	<4.0	<4.0	<4.0	<4.0	<4.0	<4.0 UJ	<40	<40	<40	--	--	--
PSG-01-49	PSG-01-49-5 REP	01/25/2022	5.0	<4.0	<4.0	<4.0	<4.0	<4.0	<4.0	<4.0	<4.0	<4.0 UJ	<40	<40	<40	--	--	--
PSG-01-49	PSG-01-49-5	05/12/2022	5.0	<4.0	<4.0	<4.0	<4.0	<4.0	<4.0	<4.0	<4.0	<4.0	<40	<40	<40	--	--	--
PSG-01-49	PSG-01-49-15	04/17/2019	15.0	**52**	<8.0	<8.0	**43**	**4.0 J**	**112**	<8.0	**512**	<8.0	<80	<80	<80	--	--	--
PSG-01-49	PSG-01-49-15	07/09/2019	15.0	**34**	<8.0	<8.0	**33**	<8.0	**52**	<8.0	**295**	<8.0	<80	<80	<80	--	--	--
PSG-01-49	PSG-01-49-15	02/04/2020	15.0	**54**	<8.0	<8.0	**41**	<8.0	**129**	<8.0	**605**	<8.0	<80	<80	<80	--	--	--
PSG-01-49	PSG-01-49-15	05/15/2020	15.0	**28 J-**	<8.0	<8.0	**41**	<8.0	**106**	<8.0	**447**	<8.0	<80	<80	<80	--	--	--
PSG-01-49	PSG-01-49-15	08/13/2020	15.0	**51**	<8.0	<8.0	**58**	<8.0	**142**	<8.0	**603**	<8.0	<80	<80	<80	--	--	--
PSG-01-49	PSG-01-49-15	01/22/2021	15.0	**42**	<8.0	<8.0	**43**	<8.0	**140**	<8.0	**551**	<8.0	<80	<80	<80	--	--	--
PSG-01-49	PSG-01-49-15	05/27/2021	15.0	**44**	**4.0 J**	<8.0	**38**	**3.0 J**	**132**	<8.0	**536**	<8.0	<80	<80	<80	--	--	--
PSG-01-49	PSG-01-49-15	09/23/2021	15.0	**35**	<8.0	<8.0	**36**	**4.0 J**	**118**	<8.0	**522**	<8.0	<80	<80	<80	--	--	--
PSG-01-49	PSG-01-49-15	01/25/2022	15.0	**35**	<4.0	<4.0	**36**	**5.0**	**104**	<4.0	**476**	<4.0 UJ	<40	<40	<40	--	--	--
PSG-01-49	PSG-01-49-15	05/12/2022	15.0	**25**	<4.0	<4.0	**26**	<4.0	**79**	<4.0	**299 J+**	<4.0	<40	<40	<40	--	--	--
PSG-01-50	PSG-01-50-5	04/17/2019	5.0	<8.0	<8.0	<8.0	<8.0	<8.0	<8.0	<8.0	<8.0	<8.0	<80	<80	<80	--	--	--
PSG-01-50	PSG-01-50-5	07/09/2019	5.0	<8.0	<8.0	<8.0	<8.0	<8.0	<8.0	<8.0	<8.0	<8.0	<80	<80	<80	--	--	--
PSG-01-50	PSG-01-50-5	02/04/2020	5.0	<8.0	<8.0	<8.0	<8.0	<8.0	<8.0	<8.0	<8.0	<8.0	<80	<80	<80	--	--	--
PSG-01-50	PSG-01-50-5	05/15/2020	5.0	<8.0 UJ	<8.0	<8.0	<8.0	<8.0	<8.0	<8.0	<8.0	<8.0	<80	<80	<80	--	--	--
PSG-01-50	PSG-01-50-5	08/13/2020	5.0	<8.0	<8.0	<8.0	<8.0	<8.0	<8.0	<8.0	<8.0	<8.0	<80	<80	<80	--	--	--
PSG-01-50	PSG-01-50-5	01/22/2021	5.0	<8.0	<8.0	<8.0	<8.0	<8.0	<8.0	<8.0	<8.0	<8.0	<80	<80	<80	--	--	--
PSG-01-50	PSG-01-50-5 REP	01/22/2021	5.0	<8.0	<8.0	<8.0	<8.0	<8.0	<8.0	<8.0	<8.0	<8.0	<80	<80	<80	--	--	--
PSG-01-50	PSG-01-50-5	05/27/2021	5.0	<8.0	<8.0	<8.0	<8.0	<8.0	<8.0	<8.0	<8.0	<8.0	<80	<80	<80	--	--	--
PSG-01-50	PSG-01-50-5	09/23/2021	5.0	<8.0	<8.0	<8.0	<8.0	<8.0	<8.0	<8.0	<8.0	<8.0	<80	<80	<80	--	--	--
PSG-01-50	PSG-01-50-5	01/25/2022	5.0	<4.0	<4.0	<4.0	<4.0	<4.0	<4.0	<4.0	<4.0	<4.0 UJ	<40	<40	<40	--	--	--
PSG-01-50	PSG-01-50-5	05/12/2022	5.0	<4.0	<4.0	<4.0	<4.0	<4.0	<4.0	<4.0	<4.0	<4.0	<40	<40	<40	--	--	--
PSG-01-50	PSG-01-50-5	09/15/2022	5.0	<100	<100	<20	<100	<100 UJ	<20	<100	<20	<10	--	--	--	--	--	<100
PSG-01-50	PSG-01-50-15	04/17/2019	15.0	<8.0	<8.0	<8.0	<8.0	<8.0	<8.0	<8.0	<8.0	<8.0	<80	<80	<80	--	--	--
PSG-01-50	PSG-01-50-15	07/09/2019	15.0	<8.0	<8.0	<8.0	<8.0	<8.0	<8.0	<8.0	<8.0	<8.0	<80	<80	<80	--	--	--

TABLE A-5

HISTORICAL PERIMETER SOIL GAS SAMPLING RESULTS
Former Ford Aeronutronic Facility
Newport Beach, California

Sampling Location	Sample ID	Date Sampled [2]	Depth of Sample (feet bgs)	Volatile Organic Compounds [1] (µg/m³)									Leak Detection Compounds [1]					
				1,1-DCE	1,1-DCA	1,2-DCA	cis-1,2-DCE	trans-1,2-DCE	PCE	1,1,1-TCA	TCE	Vinyl Chloride	Heptane (µg/m³)	Hexane (µg/m³)	Pentane (µg/m³)	Helium (ppmv)	TFA (µg/m³)	DFA (µg/m³)
PSG-01-50	PSG-01-50-15	02/04/2020	15.0	<8.0	<8.0	<8.0	<8.0	<8.0	<8.0	<8.0	<8.0	<8.0	<80	<80	<80	--	--	--
PSG-01-50	PSG-01-50-15	05/15/2020	15.0	<8.0 UJ	<8.0	<8.0	<8.0	<8.0	<8.0	<8.0	<8.0	<8.0	<80	<80	<80	--	--	--
PSG-01-50	PSG-01-50-15	08/13/2020	15.0	<8.0	<8.0	<8.0	<8.0	<8.0	<8.0	<8.0	<8.0	<8.0	<80	<80	<80	--	--	--
PSG-01-50	PSG-01-50-15	01/22/2021	15.0	<8.0	<8.0	<8.0	<8.0	<8.0	<8.0	<8.0	<8.0	<8.0	<80	<80	<80	--	--	--
PSG-01-50	PSG-01-50-15	05/27/2021	15.0	<8.0	<8.0	<8.0	<8.0	<8.0	<8.0	<8.0	<8.0	<8.0	<80	<80	<80	--	--	--
PSG-01-50	PSG-01-50-15	09/23/2021	15.0	<8.0	<8.0	<8.0	<8.0	<8.0	<8.0	<8.0	<8.0	<8.0	<80	<80	<80	--	--	--
PSG-01-50	PSG-01-50-15	01/25/2022	15.0	<4.0	<4.0	<4.0	<4.0	<4.0	**4.0**	<4.0	<4.0	<4.0 UJ	<40	<40	<40	--	--	--
PSG-01-50	PSG-01-50-15	05/12/2022	15.0	<4.0	<4.0	<4.0	<4.0	<4.0	**4.0**	<4.0	<4.0	<4.0	<40	<40	<40	--	--	--
PSG-01-50	PSG-01-50-15	09/15/2022	15.0	<100	<100	<20	<100	<100 UJ	<20	<100	<20	<10	--	--	--	--	--	<100
PSG-01-51	PSG-01-51-5	04/17/2019	5.0	<8.0	**6.0 J**	<8.0	<8.0	<8.0	<8.0	<8.0	<8.0	<8.0	<80	<80	<80	--	--	--
PSG-01-51	PSG-01-51-5	07/09/2019	5.0	<8.0	<8.0	<8.0	<8.0	<8.0	<8.0	<8.0	<8.0	<8.0	<80	<80	<80	--	--	--
PSG-01-51	PSG-01-51-5	02/04/2020	5.0	<8.0	<8.0	<8.0	<8.0	<8.0	<8.0	<8.0	<8.0	<8.0	<80	<80	<80	--	--	--
PSG-01-51	PSG-01-51-5 REP	02/04/2020	5.0	<8.0	<8.0	<8.0	<8.0	<8.0	<8.0	<8.0	<8.0	<8.0	<80	<80	<80	--	--	--
PSG-01-51	PSG-01-51-5	05/15/2020	5.0	<8.0 UJ	<8.0	<8.0	<8.0	<8.0	<8.0	<8.0	<8.0	<8.0	<80	<80	<80	--	--	--
PSG-01-51	PSG-01-51-5	08/13/2020	5.0	<8.0	**4.0 J**	<8.0	<8.0	<8.0	<8.0	<8.0	<8.0	<8.0	<80	<80	<80	--	--	--
PSG-01-51	PSG-01-51-5	01/22/2021	5.0	<8.0	<8.0	<8.0	<8.0	<8.0	<8.0	<8.0	<8.0	<8.0	<80	<80	<80	--	--	--
PSG-01-51	PSG-01-51-5	05/27/2021	5.0	<8.0	**5.0 J**	<8.0	<8.0	<8.0	<8.0	<8.0	<8.0	<8.0	<80	<80	<80	--	--	--
PSG-01-51	PSG-01-51-5	09/24/2021	5.0	<8.0	<8.0	<8.0	<8.0	<8.0 UJ	**34**	<8.0	<8.0	<8.0	<80	<80	<80	--	--	--
PSG-01-51	PSG-01-51-5	01/25/2022	5.0	<4.0	<4.0	<4.0	<4.0	<4.0	<4.0	<4.0	<4.0	<4.0 UJ	<40	<40	<40	--	--	--
PSG-01-51	PSG-01-51-5	05/12/2022	5.0	<4.0	<4.0	<4.0	<4.0	<4.0	<4.0	<4.0	<4.0	<4.0	<40	<40	<40	--	--	--
PSG-01-51	PSG-01-51-15	04/17/2019	15.0	<8.0	**12**	<8.0	<8.0	<8.0	<8.0	<8.0	**6.0 J**	<8.0	<80	<80	<80	--	--	--
PSG-01-51	PSG-01-51-15	07/09/2019	15.0	<8.0	<8.0	<8.0	<8.0	<8.0	<8.0	<8.0	<8.0	<8.0	<80	<80	<80	--	--	--
PSG-01-51	PSG-01-51-15	02/04/2020	15.0	<8.0	**7.0 J**	<8.0	<8.0	<8.0	<8.0	<8.0	**6.0 J**	<8.0	<80	<80	<80	--	--	--
PSG-01-51	PSG-01-51-15	05/15/2020	15.0	<8.0 UJ	<8.0	<8.0	<8.0	<8.0	<8.0	<8.0	<8.0	<8.0	<80	<80	<80	--	--	--
PSG-01-51	PSG-01-51-15	08/13/2020	15.0	<8.0	**5.0 J**	<8.0	<8.0	<8.0	<8.0	<8.0	<8.0	<8.0	<80	<80	<80	--	--	--
PSG-01-51	PSG-01-51-15	01/22/2021	15.0	<8.0	<8.0	<8.0	<8.0	<8.0	<8.0	<8.0	<8.0	<8.0	<80	<80	<80	--	--	--
PSG-01-51	PSG-01-51-15	05/27/2021	15.0	<8.0	**9.0**	<8.0	<8.0	<8.0	<8.0	<8.0	<8.0	<8.0	<80	<80	<80	--	--	--
PSG-01-51	PSG-01-51-15 REP	05/27/2021	15.0	<8.0	**10**	<8.0	<8.0	<8.0	<8.0	<8.0	<8.0	<8.0	<80	<80	<80	--	--	--
PSG-01-51	PSG-01-51-15	09/24/2021	15.0	**4.0 J**	<8.0	<8.0	<8.0	<8.0 UJ	**38**	<8.0	**7.0 J**	<8.0	<80	<80	<80	--	--	--
PSG-01-51	PSG-01-51-15	01/25/2022	15.0	<4.0	**7.0**	<4.0	<4.0	<4.0	**6.0**	<4.0	**8.0**	<4.0 UJ	<40	<40	<40	--	--	--
PSG-01-51	PSG-01-51-15	05/12/2022	15.0	<4.0	**8.0**	<4.0	<4.0	<4.0	**6.0**	<4.0	**8.0 J+**	<4.0	<40	<40	<40	--	--	--
PSG-01-52	PSG-01-52-5	04/17/2019	5.0	<8.0	<8.0	<8.0	<8.0	<8.0	**100**	**5.0 J**	**16**	<8.0	<80	<80	<80	--	--	--
PSG-01-52	PSG-01-52-5	07/09/2019	5.0	<8.0	<8.0	<8.0	<8.0	<8.0	**79**	<8.0	**18**	<8.0	<80	<80	<80	--	--	--
PSG-01-52	PSG-01-52-5	08/13/2020	5.0	<8.0	<8.0	<8.0	<8.0	<8.0	<8.0	<8.0	<8.0	<8.0	<80	<80	<80	--	--	--
PSG-01-52	PSG-01-52-5	01/21/2021	5.0	<8.0	<8.0	<8.0	<8.0	<8.0	<8.0	<8.0	<8.0	<8.0	<80	<80	<80	--	--	--
PSG-01-52	PSG-01-52-5	05/27/2021	5.0	<8.0	<8.0	<8.0	<8.0	<8.0	**5.0 J**	**3.0 J**	<8.0	<8.0	<80	<80	<80	--	--	--
PSG-01-52	PSG-01-52-5	09/24/2021	5.0	<8.0	<8.0	<8.0	<8.0	<8.0 UJ	**68**	<8.0	<8.0	<8.0	<80	<80	<80	--	--	--
PSG-01-52	PSG-01-52-5	01/25/2022	5.0	<4.0	<4.0	<4.0	<4.0	<4.0	**17**	<4.0	<4.0	<4.0 UJ	<40	<40	<40	--	--	--
PSG-01-52	PSG-01-52-5	05/13/2022	5.0	<4.0	<4.0	<4.0	<4.0	<4.0	**12**	<4.0	<4.0	<4.0	<40	<40	<40	--	--	--
PSG-01-52	PSG-01-52-5	09/16/2022	5.0	<100	<100	<20	<100	<100	<20	<100	<20	<10	--	--	--	--	--	<100
PSG-01-52	PSG-01-52-15	04/17/2019	15.0	**6.0 J**	<8.0	<8.0	<8.0	<8.0	**206**	<8.0	**146**	<8.0	<80	<80	<80	--	--	--
PSG-01-52	PSG-01-52-15 REP	04/17/2019	15.0	**5.0 J**	<8.0	<8.0	<8.0	<8.0	**173**	**6.0 J**	**124**	<8.0	<80	<80	<80	--	--	--
PSG-01-52	PSG-01-52-15	07/09/2019	15.0	<8.0	<8.0	<8.0	<8.0	<8.0	**130**	<8.0	**93**	<8.0	<80	<80	<80	--	--	--
PSG-01-52	PSG-01-52-15	02/04/2020	15.0	<8.0	<8.0	<8.0	<8.0	<8.0	**170**	<8.0	**115**	<8.0	<80	<80	<80	--	--	--
PSG-01-52	PSG-01-52-15	05/15/2020	15.0	<8.0 UJ	<8.0	<8.0	<8.0	<8.0	**156**	<8.0	**97**	<8.0	<80	<80	<80	--	--	--
PSG-01-52	PSG-01-52-15	08/13/2020	15.0	<8.0	<8.0	<8.0	<8.0	<8.0	**155**	<8.0	**100**	<8.0	<80	<80	<80	--	--	--
PSG-01-52	PSG-01-52-15	01/21/2021	15.0	<8.0	<8.0	<8.0	<8.0	<8.0	**170**	<8.0	**98**	<8.0	<80	<80	<80	--	--	--
PSG-01-52	PSG-01-52-15	05/27/2021	15.0	<8.0	<8.0	<8.0	<8.0	<8.0	**166**	<8.0	**98**	<8.0	<80	<80	<80	--	--	--
PSG-01-52	PSG-01-52-15	09/24/2021	15.0	<8.0	<8.0	<8.0	<8.0	<8.0 UJ	**160**	<8.0	**95**	<8.0	<80	<80	<80	--	--	--
PSG-01-52	PSG-01-52-15	01/25/2022	15.0	<4.0	<4.0	<4.0	<4.0	<4.0	**159**	<4.0	**103**	<4.0 UJ	<40	<40	<40	--	--	--

TABLE A-5

HISTORICAL PERIMETER SOIL GAS SAMPLING RESULTS
Former Ford Aeronutronic Facility
Newport Beach, California

Sampling Location	Sample ID	Date Sampled [2]	Depth of Sample (feet bgs)	Volatile Organic Compounds [1] (µg/m³)									Leak Detection Compounds [1]					
				1,1-DCE	1,1-DCA	1,2-DCA	cis-1,2-DCE	trans-1,2-DCE	PCE	1,1,1-TCA	TCE	Vinyl Chloride	Heptane (µg/m³)	Hexane (µg/m³)	Pentane (µg/m³)	Helium (ppmv)	TFA (µg/m³)	DFA (µg/m³)
PSG-01-52	PSG-01-52-15	05/13/2022	15.0	<4.0	<4.0	<4.0	<4.0	<4.0	**230**	<4.0	**137 J**	<4.0	<40	<40	<40	--	--	--
PSG-01-52	PSG-01-52-15 REP	05/13/2022	15.0	<4.0	<4.0	<4.0	<4.0	<4.0	**182**	<4.0	**101 J**	<4.0	<40	<40	<40	--	--	--
PSG-01-52	PSG-01-52-15	09/16/2022	15.0	<100	<100	<20	<100	<100	**160**	<100	**96**	<10	--	--	--	--	--	<100
PSG-01-53	PSG-01-53-5	01/21/2021	5.0	<8.0	<8.0	<8.0	<8.0	<8.0	<8.0	<8.0	<8.0	<8.0	<80	<80	<80	--	--	--
PSG-01-53	PSG-01-53-5	09/24/2021	5.0	<8.0	<8.0	<8.0	<8.0	<8.0 UJ	**24**	<8.0	<8.0	<8.0	<80	<80	<80	--	--	--
PSG-01-53	PSG-01-53-5	05/13/2022	5.0	<4.0	<4.0	<4.0	<4.0	<4.0	**4.0**	<4.0	<4.0	<4.0	<40	<40	<40	--	--	--
PSG-01-53	PSG-01-53-15	04/17/2019	15.0	**74**	<8.0	<8.0	<8.0	<8.0	**402**	**5.0 J**	**1,140**	<8.0	<80	<80	<80	--	--	--
PSG-01-53	PSG-01-53-15	07/09/2019	15.0	**49**	<8.0	<8.0	<8.0	<8.0	**323**	<8.0	**903**	<8.0	<80	<80	<80	--	--	--
PSG-01-53	PSG-01-53-15 REP	07/09/2019	15.0	**41**	<8.0	<8.0	<8.0	<8.0	**295**	<8.0	**825**	<8.0	<80	<80	<80	--	--	--
PSG-01-53	PSG-01-53-15	02/04/2020	15.0	**50**	<8.0	<8.0	<8.0	<8.0	**346**	<8.0	**1,020**	<8.0	<80	<80	<80	--	--	--
PSG-01-53	PSG-01-53-15	05/15/2020	15.0	**23 J-**	<8.0	<8.0	<8.0	<8.0	**309**	<8.0	**711**	<8.0	<80	<80	<80	--	--	--
PSG-01-53	PSG-01-53-15 REP	05/15/2020	15.0	**22 J-**	<8.0	<8.0	<8.0	<8.0	**297**	<8.0	**718**	<8.0	<80	<80	<80	--	--	--
PSG-01-53	PSG-01-53-15	08/13/2020	15.0	**34**	<8.0	<8.0	<8.0	<8.0	**367**	<8.0	**894**	<8.0	<80	<80	<80	--	--	--
PSG-01-53	PSG-01-53-15 REP	08/13/2020	15.0	**29**	<8.0	<8.0	<8.0	<8.0	**304**	<8.0	**765**	<8.0	<80	<80	<80	--	--	--
PSG-01-53	PSG-01-53-15	01/21/2021	15.0	**26**	<8.0	<8.0	<8.0	<8.0	**324**	<8.0	**731**	<8.0	<80	<80	<80	--	--	--
PSG-01-53	PSG-01-53-15	05/27/2021	15.0	**34**	<8.0	<8.0	<8.0	<8.0	**332**	<8.0	**746**	<8.0	<80	<80	<80	--	--	--
PSG-01-53	PSG-01-53-15	09/24/2021	15.0	**19**	<8.0	<8.0	<8.0	<8.0 UJ	**314**	<8.0	**729**	<8.0	<80	<80	<80	--	--	--
PSG-01-53	PSG-01-53-15	01/25/2022	15.0	**27**	<4.0	<4.0	<4.0	<4.0	**289**	<4.0	**741**	<4.0 UJ	<40	<40	<40	--	--	--
PSG-01-53	PSG-01-53-15	05/13/2022	15.0	**30**	<4.0	<4.0	<4.0	<4.0	**352**	<4.0	**758**	<4.0	<40	<40	<40	--	--	--
PSG-01-54	PSG-01-54-5	04/17/2019	5.0	<8.0	<8.0	<8.0	<8.0	<8.0	**97**	**6.0 J**	<8.0	<8.0	<80	<80	<80	--	--	--
PSG-01-54	PSG-01-54-5	07/09/2019	5.0	<8.0	<8.0	<8.0	<8.0	<8.0	**93**	<8.0	<8.0	<8.0	<80	<80	<80	--	--	--
PSG-01-54	PSG-01-54-5	02/04/2020	5.0	<8.0	<8.0	<8.0	<8.0	<8.0	**87**	<8.0	<8.0	<8.0	<80	<80	<80	--	--	--
PSG-01-54	PSG-01-54-5	05/15/2020	5.0	<8.0 UJ	<8.0	<8.0	<8.0	<8.0	**56**	<8.0	<8.0	<8.0	<80	<80	<80	--	--	--
PSG-01-54	PSG-01-54-5	08/13/2020	5.0	<8.0	<8.0	<8.0	<8.0	<8.0	**60**	<8.0	<8.0	<8.0	<80	<80	<80	--	--	--
PSG-01-54	PSG-01-54-5	01/21/2021	5.0	<8.0	<8.0	<8.0	<8.0	<8.0	**10**	<8.0	<8.0	<8.0	<80	<80	<80	--	--	--
PSG-01-54	PSG-01-54-5	05/27/2021	5.0	<8.0	<8.0	<8.0	<8.0	<8.0	**15**	<8.0	<8.0	<8.0	<80	<80	<80	--	--	--
PSG-01-54	PSG-01-54-5	09/24/2021	5.0	<8.0	<8.0	<8.0	<8.0	<8.0 UJ	**34**	<8.0	<8.0	<8.0	<80	<80	<80	--	--	--
PSG-01-54	PSG-01-54-5	01/25/2022	5.0	<4.0	<4.0	<4.0	<4.0	<4.0	**40**	<4.0	<4.0	<4.0 UJ	<40	<40	<40	--	--	--
PSG-01-54	PSG-01-54-5	05/13/2022	5.0	<4.0	<4.0	<4.0	<4.0	<4.0	**35**	<4.0	**5.0**	<4.0	<40	<40	<40	--	--	--
PSG-01-54	PSG-01-54-5 [5]	09/16/2022	5.0	<100	<100	<20	<100	<100	**200**	<100	**22**	<10	--	--	--	--	--	<100
PSG-01-54	PSG-01-54-15	04/17/2019	15.0	<8.0	<8.0	<8.0	<8.0	<8.0	**204**	<8.0	**18**	<8.0	<80	<80	<80	--	--	--
PSG-01-54	PSG-01-54-15	07/09/2019	15.0	<8.0	<8.0	<8.0	<8.0	<8.0	**197**	<8.0	**20**	<8.0	<80	<80	<80	--	--	--
PSG-01-54	PSG-01-54-15	02/04/2020	15.0	<8.0	<8.0	<8.0	<8.0	<8.0	**188**	<8.0	**24**	<8.0	<80	<80	<80	--	--	--
PSG-01-54	PSG-01-54-15	05/15/2020	15.0	<8.0 UJ	<8.0	<8.0	<8.0	<8.0	**192**	<8.0	**14**	<8.0	<80	<80	<80	--	--	--
PSG-01-54	PSG-01-54-15	08/13/2020	15.0	<8.0	<8.0	<8.0	<8.0	<8.0	**178**	<8.0	**14**	<8.0	<80	<80	<80	--	--	--
PSG-01-54	PSG-01-54-15	01/21/2021	15.0	<8.0	<8.0	<8.0	<8.0	<8.0	**217**	<8.0	**17**	<8.0	<80	<80	<80	--	--	--
PSG-01-54	PSG-01-54-15	05/27/2021	15.0	<8.0	<8.0	<8.0	<8.0	<8.0	**219**	<8.0	**15**	<8.0	<80	<80	<80	--	--	--
PSG-01-54	PSG-01-54-15	09/24/2021	15.0	<8.0	<8.0	<8.0	<8.0	<8.0 UJ	**262**	<8.0	**32**	<8.0	<80	<80	<80	--	--	--
PSG-01-54	PSG-01-54-15	01/25/2022	15.0	<4.0	<4.0	<4.0	<4.0	<4.0	**226**	<4.0	**36**	<4.0 UJ	<40	<40	<40	--	--	--
PSG-01-54	PSG-01-54-15	05/13/2022	15.0	<4.0	<4.0	<4.0	<4.0	<4.0	**258**	<4.0	**28**	<4.0	<40	<40	<40	--	--	--
PSG-01-54	PSG-01-54-15	09/16/2022	15.0	<100	<100	<20	<100	<100	**200**	<100	<20	<10	--	--	--	--	--	<100
PSG-01-55	PSG-01-55-5	08/26/2019	5.0	<8.0	<8.0	<8.0	<8.0	<8.0	**19**	<8.0	<8.0	<8.0	<80	<80	<80	--	--	--
PSG-01-55	PSG-01-55-5	02/06/2020	5.0	<8.0	<8.0	<8.0	<8.0	<8.0	<8.0	<8.0	<8.0	<8.0	<80	<80	<80	--	--	--
PSG-01-55	PSG-01-55-5	05/14/2020	5.0	<8.0 UJ	<8.0	<8.0	<8.0	<8.0	<8.0	<8.0	<8.0	<8.0	<80	<80	<80	--	--	--
PSG-01-55	PSG-01-55-5	08/13/2020	5.0	<8.0	<8.0	<8.0	<8.0	<8.0	<8.0	<8.0	**7.0 J**	<8.0	<80	<80	<80	--	--	--
PSG-01-55	PSG-01-55-5	01/21/2021	5.0	<8.0	<8.0	<8.0	<8.0	<8.0	<8.0	<8.0	<8.0	<8.0	<80	<80	<80	--	--	--
PSG-01-55	PSG-01-55-5	05/28/2021	5.0	<8.0	<8.0	<8.0	<8.0	<8.0	<8.0	<8.0	<8.0	<8.0	<80	<80	<80	--	--	--
PSG-01-55	PSG-01-55-5	09/24/2021	5.0	<8.0	<8.0	<8.0	<8.0	<8.0 UJ	**18**	<8.0	<8.0	<8.0	<80	<80	<80	--	--	--
PSG-01-55	PSG-01-55-5	01/25/2022	5.0	<4.0	<4.0	<4.0	<4.0	<4.0	<4.0	<4.0	<4.0	<4.0 UJ	<40	<40	<40	--	--	--
PSG-01-55	PSG-01-55-5	05/13/2022	5.0	<4.0	<4.0	<4.0	<4.0	<4.0	<4.0	<4.0	<4.0	<4.0	<40	<40	<40	--	--	--

TABLE A-5

HISTORICAL PERIMETER SOIL GAS SAMPLING RESULTS
Former Ford Aeronutronic Facility
Newport Beach, California

Sampling Location	Sample ID	Date Sampled [2]	Depth of Sample (feet bgs)	Volatile Organic Compounds [1] (µg/m³)									Leak Detection Compounds [1]					
				1,1-DCE	1,1-DCA	1,2-DCA	cis-1,2-DCE	trans-1,2-DCE	PCE	1,1,1-TCA	TCE	Vinyl Chloride	Heptane (µg/m³)	Hexane (µg/m³)	Pentane (µg/m³)	Helium (ppmv)	TFA (µg/m³)	DFA (µg/m³)
PSG-01-56	PSG-01-56-5	08/26/2019	5.0	<8.0	<8.0	<8.0	<8.0	<8.0	**198**	<8.0	<8.0	<8.0	**195** [4]	<80	<80	--	--	--
PSG-01-56	PSG-01-56-5	02/06/2020	5.0	<8.0	<8.0	<8.0	<8.0	<8.0	<8.0	<8.0	<8.0	<8.0	<80	<80	<80	--	--	--
PSG-01-56	PSG-01-56-5	05/14/2020	5.0	<8.0 UJ	<8.0	<8.0	<8.0	<8.0	<8.0	<8.0	<8.0	<8.0	<80	<80	<80	--	--	--
PSG-01-56	PSG-01-56-5	08/13/2020	5.0	<8.0	<8.0	<8.0	<8.0	<8.0	**7.0 J**	<8.0	**11**	<8.0	<80	<80	<80	--	--	--
PSG-01-56	PSG-01-56-5	01/21/2021	5.0	<8.0	<8.0	<8.0	<8.0	<8.0	<8.0	<8.0	<8.0	<8.0	<80	<80	<80	--	--	--
PSG-01-56	PSG-01-56-5	05/28/2021	5.0	<8.0	<8.0	<8.0	<8.0	<8.0	<8.0	<8.0	<8.0	<8.0	<80	<80	<80	--	--	--
PSG-01-56	PSG-01-56-5	09/24/2021	5.0	<8.0	<8.0	<8.0	<8.0	<8.0 UJ	**9.0**	<8.0	<8.0	<8.0	<80	<80	<80	--	--	--
PSG-01-56	PSG-01-56-5	01/25/2022	5.0	<4.0	<4.0	<4.0	<4.0	<4.0	**5.0**	<4.0	<4.0	<4.0 UJ	<40	<40	<40	--	--	--
PSG-01-56	PSG-01-56-5	05/13/2022	5.0	<4.0	<4.0	<4.0	<4.0	<4.0	<4.0	<4.0	<4.0	<4.0	<40	<40	<40	--	--	--
PSG-01-56	PSG-01-56-5	09/16/2022	5.0	<100	<100	<20	<100	<100	<20	<100	<20	<10	--	--	--	--	--	<100
PSG-01-56	PSG-01-56-15	08/26/2019	15.0	**6.0 J**	**532**	<8.0	**430**	**54**	**102**	<8.0	**10**	<8.0	**83** [4]	**2,050** [4]	**12,700** [4]	**--**	**--**	--
PSG-01-56	PSG-01-56-15	02/06/2020	15.0	<8.0	**543**	<8.0	**454**	<8.0	**9.0**	<8.0	**5.0 J**	<8.0	<80	<80	<80	--	--	--
PSG-01-56	PSG-01-56-15	05/14/2020	15.0	<8.0 UJ	**611**	<8.0	**400**	<8.0	<8.0	<8.0	<8.0	<8.0	<80	<80	<80	--	--	--
PSG-01-56	PSG-01-56-15	08/13/2020	15.0	<8.0	**307**	<8.0	**106**	**35**	**5.0 J**	<8.0	**39**	**5.0 J**	<80	<80	<80	--	--	--
PSG-01-56	PSG-01-56-15	01/21/2021	15.0	<8.0	**274**	<8.0	**229**	<8.0	<8.0	<8.0	<8.0	<8.0	<80	<80	<80	--	--	--
PSG-01-56	PSG-01-56-15	05/28/2021	15.0	<8.0	**278**	<8.0	**148**	**29**	<8.0	<8.0	**3.0 J**	<8.0	<80	<80	<80	--	--	--
PSG-01-56	PSG-01-56-15 REP	05/28/2021	15.0	<8.0	**266**	<8.0	**143**	**25**	<8.0	<8.0	<8.0	<8.0	<80	<80	<80	--	--	--
PSG-01-56	PSG-01-56-15	09/24/2021	15.0	<8.0	**197**	<8.0	**119**	**22 J-**	**14**	<8.0	<8.0	**11**	<80	<80	<80	--	--	--
PSG-01-56	PSG-01-56-15	01/25/2022	15.0	<4.0	**199**	<4.0	**120**	**24**	<4.0	<4.0	<4.0	**11 J-**	<40	<40	<40	--	--	--
PSG-01-56	PSG-01-56-15	05/13/2022	15.0	<4.0	**208**	<4.0	**127**	**21**	<4.0	<4.0	<4.0	<4.0	<40	<40	<40	--	--	--
PSG-01-56	PSG-01-56-15	09/16/2022	15.0	<100	**230 J+**	<20	**140**	<100	<20	<100	<20	**13**	--	--	--	--	--	<100
PSG-01-57	PSG-01-57-5	08/26/2019	5.0	<8.0	<8.0	<8.0	<8.0	<8.0	**127**	<8.0	**18**	<8.0	<80	<80	<80	--	--	--
PSG-01-57	PSG-01-57-5 REP	08/26/2019	5.0	<8.0	<8.0	<8.0	<8.0	<8.0	**136**	<8.0	**14**	<8.0	<80	<80	<80	--	--	--
PSG-01-57	PSG-01-57-5	02/06/2020	5.0	<8.0	<8.0	<8.0	<8.0	<8.0	**10**	<8.0	**5.0 J**	<8.0	<80	<80	<80	--	--	--
PSG-01-57	PSG-01-57-5	08/13/2020	5.0	<8.0	<8.0	<8.0	<8.0	<8.0	**4.0 J**	<8.0	<8.0	<8.0	<80	<80	<80	--	--	--
PSG-01-57	PSG-01-57-5	01/21/2021	5.0	<8.0	<8.0	<8.0	<8.0	<8.0	<8.0	<8.0	<8.0	<8.0	<80	<80	<80	--	--	--
PSG-01-57	PSG-01-57-5	05/28/2021	5.0	<8.0	<8.0	<8.0	<8.0	<8.0	<8.0	<8.0	<8.0	<8.0	<80	<80	<80	--	--	--
PSG-01-57	PSG-01-57-5	09/24/2021	5.0	<8.0	<8.0	<8.0	<8.0	<8.0 UJ	<8.0	<8.0	<8.0	<8.0	<80	<80	<80	--	--	--
PSG-01-57	PSG-01-57-5	01/25/2022	5.0	<4.0	<4.0	<4.0	<4.0	<4.0	**6.0 J**	<4.0	<4.0 UJ	<4.0 UJ	<40	<40	<40	--	--	--
PSG-01-57	PSG-01-57-5	05/13/2022	5.0	<4.0	<4.0	<4.0	<4.0	<4.0	**5.0**	<4.0	**29**	<4.0	<40	<40	<40	--	--	--
PSG-01-57	PSG-01-57-15	08/26/2019	15.0	**10**	<8.0	<8.0	<8.0	<8.0	**106**	<8.0	**1,080**	<8.0	<80	<80	<80	--	--	--
PSG-01-57	PSG-01-57-15	02/06/2020	15.0	<8.0	<8.0	<8.0	<8.0	<8.0	**61**	<8.0	**962**	<8.0	<80	<80	<80	--	--	--
PSG-01-57	PSG-01-57-15	05/14/2020	15.0	<8.0 UJ	<8.0	<8.0	<8.0	<8.0	**48**	<8.0	**812**	<8.0	<80	<80	<80	--	--	--
PSG-01-57	PSG-01-57-15 REP	05/14/2020	15.0	<8.0 UJ	<8.0	<8.0	<8.0	<8.0	**53**	<8.0	**814**	<8.0	<80	<80	<80	--	--	--
PSG-01-57	PSG-01-57-15	08/13/2020	15.0	**8.0**	<8.0	<8.0	<8.0	<8.0	**51**	<8.0	**793**	<8.0	<80	<80	<80	--	--	--
PSG-01-57	PSG-01-57-15 REP	08/13/2020	15.0	**8.0**	<8.0	<8.0	<8.0	<8.0	**54**	<8.0	**846**	<8.0	<80	<80	<80	--	--	--
PSG-01-57	PSG-01-57-15	01/21/2021	15.0	<8.0	<8.0	<8.0	<8.0	<8.0	**56**	<8.0	**828**	<8.0	<80	<80	<80	--	--	--
PSG-01-57	PSG-01-57-15	05/28/2021	15.0	<8.0	<8.0	<8.0	<8.0	<8.0	**52**	<8.0	**830**	<8.0	<80	<80	<80	--	--	--
PSG-01-57	PSG-01-57-15	09/24/2021	15.0	<8.0	<8.0	<8.0	<8.0	<8.0 UJ	**68**	<8.0	**928**	<8.0	<80	<80	<80	--	--	--
PSG-01-57	PSG-01-57-15	01/25/2022	15.0	**8.0**	<4.0	<4.0	<4.0	<4.0	**71 J**	<4.0	**916 J**	<4.0 UJ	<40	<40	<40	--	--	--
PSG-01-57	PSG-01-57-15	05/13/2022	15.0	**7.0**	<4.0	<4.0	<4.0	<4.0	**64**	<4.0	**838**	<4.0	<40	<40	<40	--	--	--
PSG-01-58	PSG-01-58-5	08/26/2019	5.0	<8.0	<8.0	<8.0	<8.0	<8.0	**16**	<8.0	<8.0	<8.0	<80	<80	<80	--	--	--
PSG-01-58	PSG-01-58-5	02/06/2020	5.0	<8.0	<8.0	<8.0	<8.0	<8.0	<8.0	<8.0	<8.0	<8.0	<80	<80	<80	--	--	--
PSG-01-58	PSG-01-58-5	05/14/2020	5.0	<8.0 UJ	<8.0	<8.0	<8.0	<8.0	<8.0	<8.0	<8.0	<8.0	<80	<80	<80	--	--	--
PSG-01-58	PSG-01-58-5	08/13/2020	5.0	<8.0	<8.0	<8.0	<8.0	<8.0	**5.0 J**	<8.0	<8.0	<8.0	<80	<80	<80	--	--	--
PSG-01-58	PSG-01-58-5	01/21/2021	5.0	<8.0	<8.0	<8.0	<8.0	<8.0	<8.0	<8.0	<8.0	<8.0	<80	<80	<80	--	--	--
PSG-01-58	PSG-01-58-5	05/28/2021	5.0	<8.0	<8.0	<8.0	<8.0	<8.0	<8.0	<8.0	<8.0	<8.0	<80	<80	<80	--	--	--
PSG-01-58	PSG-01-58-5 REP	05/28/2021	5.0	<8.0	<8.0	<8.0	<8.0	<8.0	<8.0	<8.0	<8.0	<8.0	<80	<80	<80	--	--	--
PSG-01-58	PSG-01-58-5	09/24/2021	5.0	<8.0	<8.0	<8.0	<8.0	<8.0 UJ	**10**	<8.0	**11**	<8.0	<80	<80	<80	--	--	--
PSG-01-58	PSG-01-58-5	01/25/2022	5.0	<4.0	<4.0	<4.0	<4.0	<4.0	**7.0 J**	<4.0	<4.0 UJ	<4.0 UJ	<40	<40	<40	--	--	--

TABLE A-5

HISTORICAL PERIMETER SOIL GAS SAMPLING RESULTS
Former Ford Aeronutronic Facility
Newport Beach, California

Sampling Location	Sample ID	Date Sampled [2]	Depth of Sample (feet bgs)	Volatile Organic Compounds [1] (µg/m³)									Leak Detection Compounds [1]					
				1,1-DCE	1,1-DCA	1,2-DCA	cis-1,2-DCE	trans-1,2-DCE	PCE	1,1,1-TCA	TCE	Vinyl Chloride	Heptane (µg/m³)	Hexane (µg/m³)	Pentane (µg/m³)	Helium (ppmv)	TFA (µg/m³)	DFA (µg/m³)
PSG-01-58	PSG-01-58-5	05/13/2022	5.0	<4.0	<4.0	<4.0	<4.0	<4.0	<4.0	<4.0	<4.0	<4.0	<40	<40	<40	--	--	--
PSG-01-58	PSG-01-58-5 REP	05/13/2022	5.0	<4.0	<4.0	<4.0	<4.0	<4.0	<4.0	<4.0	<4.0	<4.0	<40	<40	<40	--	--	--
PSG-01-58	PSG-01-58-5	09/16/2022	5.0	<100	<100	<20	<100	<100	<20	<100	<20	<10	--	--	--	--	--	<100
PSG-01-59	PSG-01-59-5	08/26/2019	5.0	<8.0	<8.0	<8.0	<8.0	<8.0	**49**	**6.0 J**	**43**	<8.0	<80	<80	<80	--	--	--
PSG-01-59	PSG-01-59-5	02/06/2020	5.0	<8.0	<8.0	<8.0	<8.0	<8.0	**18**	**7.0 J**	<8.0	<8.0	<80	<80	<80	--	--	--
PSG-01-59	PSG-01-59-5	05/14/2020	5.0	<8.0 UJ	<8.0	<8.0	<8.0	<8.0	<8.0	<8.0	<8.0	<8.0	<80	<80	<80	--	--	--
PSG-01-59	PSG-01-59-5	08/13/2020	5.0	<8.0	<8.0	<8.0	<8.0	<8.0	**16**	<8.0	<8.0	<8.0	<80	<80	<80	--	--	--
PSG-01-59	PSG-01-59-5	01/21/2021	5.0	<8.0	<8.0	<8.0	<8.0	<8.0	<8.0	<8.0	<8.0	<8.0	<80	<80	<80	--	--	--
PSG-01-59	PSG-01-59-5	05/28/2021	5.0	<8.0	<8.0	<8.0	<8.0	<8.0	**3.0 J**	<8.0	<8.0	<8.0	<80	<80	<80	--	--	--
PSG-01-59	PSG-01-59-5	09/24/2021	5.0	<8.0	<8.0	<8.0	<8.0	<8.0 UJ	**10**	<8.0	<8.0	<8.0	<80	<80	<80	--	--	--
PSG-01-59	PSG-01-59-5	01/25/2022	5.0	<4.0	<4.0	<4.0	<4.0	<4.0	**12 J**	<4.0	**6.0 J**	<4.0 UJ	<40	<40	<40	--	--	--
PSG-01-59	PSG-01-59-5	05/13/2022	5.0	<4.0	<4.0	<4.0	<4.0	<4.0	**8.0**	<4.0	<4.0	<4.0	<40	<40	<40	--	--	--
PSG-01-59	PSG-01-59-15	08/26/2019	15.0	<8.0	<8.0	<8.0	<8.0	<8.0	**85**	**15**	**227**	<8.0	<80	<80	<80	--	--	--
PSG-01-59	PSG-01-59-15	02/06/2020	15.0	<8.0	<8.0	<8.0	<8.0	<8.0	**51**	**22**	**134**	<8.0	<80	<80	<80	--	--	--
PSG-01-59	PSG-01-59-15	05/14/2020	15.0	<8.0 UJ	<8.0	<8.0	<8.0	<8.0	**37**	<8.0	**61**	<8.0	<80	<80	<80	--	--	--
PSG-01-59	PSG-01-59-15	08/13/2020	15.0	<8.0	**6.0 J**	<8.0	<8.0	<8.0	**38**	**15**	**63**	<8.0	<80	<80	<80	--	--	--
PSG-01-59	PSG-01-59-15 REP	08/13/2020	15.0	<8.0	**7.0 J**	<8.0	<8.0	<8.0	**36**	**15**	**65**	<8.0	<80	<80	<80	--	--	--
PSG-01-59	PSG-01-59-15	01/21/2021	15.0	<8.0	<8.0	<8.0	<8.0	<8.0	**22**	<8.0	**26**	<8.0	<80	<80	<80	--	--	--
PSG-01-59	PSG-01-59-15 REP	01/21/2021	15.0	<8.0	<8.0	<8.0	<8.0	<8.0	**21**	<8.0	**25**	<8.0	<80	<80	<80	--	--	--
PSG-01-59	PSG-01-59-15	05/28/2021	15.0	<8.0	**14**	<8.0	<8.0	<8.0	**15**	<8.0	**18**	<8.0	<80	<80	<80	--	--	--
PSG-01-59	PSG-01-59-15	09/24/2021	15.0	**12**	<8.0	<8.0	<8.0	<8.0 UJ	**23**	<8.0	**16**	<8.0	<80	<80	<80	--	--	--
PSG-01-59	PSG-01-59-15	01/25/2022	15.0	<4.0	**13**	<4.0	<4.0	<4.0	**16 J**	<4.0	**13 J**	<4.0 UJ	<40	<40	<40	--	--	--
PSG-01-59	PSG-01-59-15	05/13/2022	15.0	<4.0	**13**	<4.0	<4.0	<4.0	**14**	<4.0	**11**	<4.0	<40	<40	<40	--	--	--
PSG-01-60	PSG-01-60-5	08/26/2019	5.0	<8.0	<8.0	<8.0	<8.0	<8.0	**43**	<8.0	<8.0	<8.0	<80	<80	<80	--	--	--
PSG-01-60	PSG-01-60-5	08/13/2020	5.0	<8.0	<8.0	<8.0	<8.0	<8.0	<8.0	<8.0	**13**	<8.0	<80	<80	<80	--	--	--
PSG-01-60	PSG-01-60-5	01/21/2021	5.0	<8.0	<8.0	<8.0	<8.0	<8.0	<8.0	<8.0	<8.0	<8.0	<80	<80	<80	--	--	--
PSG-01-60	PSG-01-60-5	05/28/2021	5.0	<8.0	<8.0	<8.0	<8.0	<8.0	<8.0	<8.0	<8.0	<8.0	<80	<80	<80	--	--	--
PSG-01-60	PSG-01-60-5	09/27/2021	5.0	<8.0	<8.0	<8.0	<8.0	<8.0	<8.0	<8.0	<8.0	<8.0	<80	<80	<80	--	--	--
PSG-01-60	PSG-01-60-5	01/25/2022	5.0	<4.0	<4.0	<4.0	<4.0	<4.0	**6.0 J**	<4.0	<4.0 UJ	<4.0 UJ	<40	<40	<40	--	--	--
PSG-01-60	PSG-01-60-5	05/13/2022	5.0	<4.0	<4.0	<4.0	<4.0	<4.0	**4.0**	<4.0	<4.0	<4.0	<40	<40	<40	--	--	--
PSG-01-60	PSG-01-60-5	09/16/2022	5.0	<100	<100	<20	<100	<100	<20	<100	<20	<10	--	--	--	--	--	<100
PSG-01-60	PSG-01-60-13	08/26/2019	13.0	<8.0	**28**	<8.0	**11**	<8.0	**18**	<8.0	<8.0	<8.0	<80	<80	<80	--	--	--
PSG-01-60	PSG-01-60-13	02/06/2020	13.0	<8.0	**26**	<8.0	**10**	<8.0	**11**	<8.0	<8.0	<8.0	<80	<80	<80	--	--	--
PSG-01-61	PSG-01-61-5	08/27/2019	5.0	<8.0	<8.0	<8.0	<8.0	<8.0	**26**	<8.0	<8.0	<8.0 UJ	<80	<80	<80	--	--	--
PSG-01-61	PSG-01-61-5	02/06/2020	5.0	<8.0	<8.0	<8.0	<8.0	<8.0	<8.0	<8.0	<8.0	<8.0	<80	<80	<80	--	--	--
PSG-01-61	PSG-01-61-5	05/14/2020	5.0	<8.0 UJ	<8.0	<8.0	<8.0	<8.0	<8.0	<8.0	<8.0	<8.0	<80	<80	<80	--	--	--
PSG-01-61	PSG-01-61-5	08/12/2020	5.0	<8.0	<8.0	<8.0	<8.0	<8.0	**11**	<8.0	<8.0	<8.0	<80	<80	<80	--	--	--
PSG-01-61	PSG-01-61-5	01/20/2021	5.0	<8.0	<8.0	<8.0	<8.0	<8.0	<8.0	<8.0	<8.0	<8.0	<80	<80	<80	--	--	--
PSG-01-61	PSG-01-61-5	05/28/2021	5.0	<8.0	<8.0	<8.0	<8.0	<8.0	**3.0 J**	<8.0	<8.0	<8.0	<80	<80	<80	--	--	--
PSG-01-61	PSG-01-61-5	09/27/2021	5.0	<8.0	<8.0	<8.0	<8.0	<8.0	**7.0 J**	<8.0	<8.0	<8.0	<80	<80	<80	--	--	--
PSG-01-61	PSG-01-61-5	01/25/2022	5.0	<4.0	<4.0	<4.0	<4.0	<4.0	**8.0 J**	<4.0	<4.0 UJ	<4.0 UJ	<40	<40	<40	--	--	--
PSG-01-61	PSG-01-61-5	05/13/2022	5.0	<4.0	<4.0	<4.0	<4.0	<4.0	**5.0**	<4.0	<4.0	<4.0	<40	<40	<40	--	--	--
PSG-01-62	PSG-01-62-5	08/27/2019	5.0	<8.0	<8.0	<8.0	<8.0	<8.0	**9.0**	<8.0	<8.0	<8.0 UJ	<80	<80	<80	--	--	--
PSG-01-62	PSG-01-62-5	02/06/2020	5.0	<8.0	<8.0	<8.0	<8.0	<8.0	<8.0	<8.0	<8.0	<8.0	<80	<80	<80	--	--	--
PSG-01-62	PSG-01-62-5	05/14/2020	5.0	<8.0 UJ	<8.0	<8.0	<8.0	<8.0	<8.0	<8.0	<8.0	<8.0	<80	<80	<80	--	--	--
PSG-01-62	PSG-01-62-5	08/12/2020	5.0	<8.0	<8.0	<8.0	<8.0	<8.0	**8.0**	<8.0	<8.0	<8.0	<80	<80	<80	--	--	--
PSG-01-62	PSG-01-62-5	01/20/2021	5.0	<8.0	<8.0	<8.0	<8.0	<8.0	<8.0	<8.0	<8.0	<8.0	<80	<80	<80	--	--	--
PSG-01-62	PSG-01-62-5	05/28/2021	5.0	<8.0	<8.0	<8.0	<8.0	<8.0	**5.0 J**	<8.0	**2.0 J**	<8.0	<80	<80	<80	--	--	--
PSG-01-62	PSG-01-62-5	09/27/2021	5.0	<8.0	<8.0	<8.0	<8.0	<8.0	<8.0	<8.0	<8.0	<8.0	<80	<80	<80	--	--	--
PSG-01-62	PSG-01-62-5	01/25/2022	5.0	<4.0	<4.0	<4.0	<4.0	<4.0	**6.0 J**	<4.0	<4.0 UJ	<4.0 UJ	<40	<40	<40	--	--	--

TABLE A-5

HISTORICAL PERIMETER SOIL GAS SAMPLING RESULTS
Former Ford Aeronutronic Facility
Newport Beach, California

Sampling Location	Sample ID	Date Sampled [2]	Depth of Sample (feet bgs)	Volatile Organic Compounds [1] (µg/m³)									Leak Detection Compounds [1]					
				1,1-DCE	1,1-DCA	1,2-DCA	cis-1,2-DCE	trans-1,2-DCE	PCE	1,1,1-TCA	TCE	Vinyl Chloride	Heptane (µg/m³)	Hexane (µg/m³)	Pentane (µg/m³)	Helium (ppmv)	TFA (µg/m³)	DFA (µg/m³)
PSG-01-62	PSG-01-62-5	05/16/2022	5.0	<4.0	<4.0	<4.0	<4.0	<4.0	**4.0**	<4.0	<4.0 UJ	<4.0 UJ	<40	<40	<40	--	--	--
PSG-01-62	PSG-01-62-5	09/16/2022	5.0	<100	<100	<20	<100	<100	<20	<100	<20	<10	--	--	--	--	--	<100
PSG-01-62	PSG-01-62-15	08/27/2019	15.0	<8.0	**61**	<8.0	**6.0 J**	<8.0	**6.0 J**	<8.0	**5.0 J**	<8.0 UJ	<80	<80	<80	--	--	--
PSG-01-62	PSG-01-62-15	02/06/2020	15.0	**3.0 J**	**55**	<8.0	**6.0 J**	<8.0	<8.0	<8.0	<8.0	<8.0	<80	<80	<80	--	--	--
PSG-01-62	PSG-01-62-15	05/14/2020	15.0	<8.0 UJ	**48**	<8.0	<8.0	<8.0	<8.0	<8.0	<8.0	<8.0	<80	<80	<80	--	--	--
PSG-01-62	PSG-01-62-15 REP	05/14/2020	15.0	<8.0 UJ	**44**	<8.0	<8.0	<8.0	<8.0	<8.0	<8.0	<8.0	<80	<80	<80	--	--	--
PSG-01-62	PSG-01-62-15	08/12/2020	15.0	<8.0	**47**	<8.0	<8.0	<8.0	**12**	<8.0	**8.0 J**	<8.0	<80	<80	<80	--	--	--
PSG-01-62	PSG-01-62-15	01/20/2021	15.0	<8.0	**25**	<8.0	<8.0	<8.0	<8.0	<8.0	<8.0	<8.0	<80	<80	<80	--	--	--
PSG-01-62	PSG-01-62-15	05/28/2021	15.0	<8.0	**35**	<8.0	<8.0	<8.0	**3.0 J**	<8.0	**6.0 J**	<8.0	<80	<80	<80	--	--	--
PSG-01-62	PSG-01-62-15	09/27/2021	15.0	<8.0	**52**	<8.0	**5.0 J**	<8.0	<8.0	<8.0	<8.0	<8.0	<80	<80	<80	--	--	--
PSG-01-62	PSG-01-62-15	01/25/2022	15.0	<4.0	**41**	<4.0	<4.0	<4.0	**6.0 J**	<4.0	<4.0 UJ	<4.0 UJ	<40	<40	<40	--	--	--
PSG-01-62	PSG-01-62-15	05/16/2022	15.0	<4.0	**28**	<4.0	<4.0	<4.0	<4.0	<4.0	<4.0 UJ	<4.0 UJ	<40	<40	<40	--	--	--
PSG-01-62	PSG-01-62-15	09/16/2022	15.0	<100	<100	<20	<100	<100	<20	<100	<20	<10	--	--	--	--	--	<100
PSG-01-62	PSG-01-62-15 REP	09/16/2022	15.0	<100	<100	<20	<100	<100	<20	<100	<20	<10	--	--	--	--	--	<100
PSG-01-63	PSG-01-63-5	08/27/2019	5.0	<8.0	<8.0	<8.0	<8.0	<8.0	**154**	<8.0	**68**	<8.0 UJ	<80	<80	<80	--	--	--
PSG-01-63	PSG-01-63-5 REP	08/27/2019	5.0	<8.0	<8.0	<8.0	<8.0	<8.0	**166**	<8.0	**84**	<8.0 UJ	<80	<80	<80	--	--	--
PSG-01-63	PSG-01-63-5	02/14/2020	5.0	<8.0	<8.0	<8.0	<8.0	<8.0	**150**	<8.0	**131**	<8.0	<80	<80	<80	--	--	--
PSG-01-63	PSG-01-63-5	05/14/2020	5.0	<8.0 UJ	<8.0	<8.0	<8.0	<8.0	**141**	<8.0	**94**	<8.0	<80	<80	<80	--	--	--
PSG-01-63	PSG-01-63-5	08/12/2020	5.0	<8.0	<8.0	<8.0	<8.0	<8.0	**174**	<8.0	**124**	<8.0	<80	<80	<80	--	--	--
PSG-01-63	PSG-01-63-5	01/20/2021	5.0	<8.0	<8.0	<8.0	<8.0	<8.0	**137**	<8.0	**61**	<8.0	<80	<80	<80	--	--	--
PSG-01-63	PSG-01-63-5	05/28/2021	5.0	<8.0	<8.0	<8.0	<8.0	<8.0	**101**	<8.0	**57**	<8.0	<80	<80	<80	--	--	--
PSG-01-63	PSG-01-63-5	09/27/2021	5.0	<8.0	<8.0	<8.0	<8.0	<8.0	**124**	<8.0	**50**	<8.0	<80	<80	<80	--	--	--
PSG-01-63	PSG-01-63-5	01/25/2022	5.0	<4.0	<4.0	<4.0	<4.0	<4.0	**129 J**	<4.0	**65 J**	<4.0 UJ	<40	<40	<40	--	--	--
PSG-01-63	PSG-01-63-5 REP	01/25/2022	5.0	<4.0	<4.0	<4.0	<4.0	<4.0	**137 J**	<4.0	**67 J**	<4.0 UJ	<40	<40	<40	--	--	--
PSG-01-63	PSG-01-63-5	05/16/2022	5.0	<4.0	<4.0	<4.0	<4.0	<4.0	**124**	<4.0	**50 J**	<4.0 UJ	<40	<40	<40	--	--	--
PSG-01-64	PSG-01-64-5	08/27/2019	5.0	<8.0	<8.0	<8.0	<8.0	<8.0	**18**	<8.0	<8.0	<8.0 UJ	<80	<80	<80	--	--	--
PSG-01-64	PSG-01-64-5	02/14/2020	5.0	<8.0	<8.0	<8.0	<8.0	<8.0	**5.0 J**	<8.0	<8.0	<8.0	<80	<80	<80	--	--	--
PSG-01-64	PSG-01-64-5	05/14/2020	5.0	<8.0 UJ	<8.0	<8.0	<8.0	<8.0	<8.0	<8.0	<8.0	<8.0	<80	<80	<80	--	--	--
PSG-01-64	PSG-01-64-5	08/12/2020	5.0	<8.0	<8.0	<8.0	<8.0	<8.0	**8.0**	<8.0	<8.0	<8.0	<80	<80	<80	--	--	--
PSG-01-64	PSG-01-64-5	01/20/2021	5.0	<8.0	<8.0	<8.0	<8.0	<8.0	<8.0	<8.0	<8.0	<8.0	<80	<80	<80	--	--	--
PSG-01-64	PSG-01-64-5	05/28/2021	5.0	<8.0	<8.0	<8.0	<8.0	<8.0	**4.0 J**	<8.0	**13**	<8.0	<80	<80	<80	--	--	--
PSG-01-64	PSG-01-64-5	09/27/2021	5.0	<8.0	<8.0	<8.0	<8.0	<8.0	<8.0	<8.0	<8.0	<8.0	<80	<80	<80	--	--	--
PSG-01-64	PSG-01-64-5	01/25/2022	5.0	<4.0	<4.0	<4.0	<4.0	<4.0	**7.0 J**	<4.0	<4.0 UJ	<4.0 UJ	<40	<40	<40	--	--	--
PSG-01-64	PSG-01-64-5	05/16/2022	5.0	<4.0	<4.0	<4.0	<4.0	<4.0	**5.0**	<4.0	<4.0 UJ	<4.0 UJ	<40	<40	<40	--	--	--
PSG-01-64	PSG-01-64-5	09/16/2022	5.0	<100 UJ	<100	<20	<100	<100 UJ	<20	<100	<20	<10	--	--	--	--	--	<100
PSG-01-64	PSG-01-64-15	08/27/2019	15.0	<8.0	**20**	<8.0	**6.0 J**	<8.0	**18**	<8.0	**5.0 J**	<8.0 UJ	<80	<80	<80	--	--	--
PSG-01-64	PSG-01-64-15	02/14/2020	15.0	<8.0	<8.0	<8.0	**5.0 J**	<8.0	**12**	<8.0	<8.0	<8.0	<80	<80	<80	--	--	--
PSG-01-64	PSG-01-64-15	05/14/2020	15.0	<8.0 UJ	**17**	<8.0	<8.0	<8.0	<8.0	<8.0	<8.0	<8.0	<80	<80	<80	--	--	--
PSG-01-64	PSG-01-64-15	08/12/2020	15.0	<8.0	**24**	<8.0	**6.0 J**	<8.0	**9.0**	<8.0	**5.0 J**	**4.0 J**	<80	<80	<80	--	--	--
PSG-01-64	PSG-01-64-15	01/20/2021	15.0	<8.0	**12**	<8.0	<8.0	<8.0	<8.0	<8.0	<8.0	<8.0	<80	<80	<80	--	--	--
PSG-01-64	PSG-01-64-15	05/28/2021	15.0	<8.0	**23**	<8.0	<8.0	<8.0	**8.0**	<8.0	**20**	<8.0	<80	<80	<80	--	--	--
PSG-01-64	PSG-01-64-15	09/27/2021	15.0	<8.0	**20**	<8.0	**5.0 J**	<8.0	**10**	<8.0	<8.0	<8.0	<80	<80	<80	--	--	--
PSG-01-64	PSG-01-64-15 REP	09/27/2021	15.0	<8.0	**17**	<8.0	**4.0 J**	<8.0	**9.0**	<8.0	<8.0	<8.0	<80	<80	<80	--	--	--
PSG-01-64	PSG-01-64-15	01/25/2022	15.0	<4.0	**16**	<4.0	**5.0**	<4.0	**13 J**	<4.0	<4.0 UJ	<4.0 UJ	<40	<40	<40	--	--	--
PSG-01-64	PSG-01-64-15	05/16/2022	15.0	<4.0	**13**	<4.0	**5.0**	<4.0	**12**	<4.0	<4.0 UJ	<4.0 UJ	<40	<40	<40	--	--	--
PSG-01-64	PSG-01-64-15	09/16/2022	15.0	<100 UJ	<100	<20	<100	<100 UJ	<20	<100	<20	<10	--	--	--	--	--	<100
PSG-01-65	PSG-01-65-5	08/27/2019	5.0	<8.0	<8.0	<8.0	<8.0	<8.0	**6.0 J**	<8.0	<8.0	<8.0 UJ	<80	<80	<80	--	--	--
PSG-01-65	PSG-01-65-5	02/14/2020	5.0	<8.0	<8.0	<8.0	<8.0	<8.0	<8.0	<8.0	<8.0	<8.0	<80	<80	<80	--	--	--
PSG-01-65	PSG-01-65-5	05/14/2020	5.0	<8.0 UJ	<8.0	<8.0	<8.0	<8.0	<8.0	<8.0	<8.0	<8.0	<80	<80	<80	--	--	--
PSG-01-65	PSG-01-65-5	08/12/2020	5.0	<8.0	<8.0	<8.0	<8.0	<8.0	**5.0 J**	<8.0	**6.0 J**	<8.0	<80	<80	<80	--	--	--

TABLE A-5

HISTORICAL PERIMETER SOIL GAS SAMPLING RESULTS
Former Ford Aeronutronic Facility
Newport Beach, California

Sampling Location	Sample ID	Date Sampled [2]	Depth of Sample (feet bgs)	Volatile Organic Compounds [1] (µg/m³)									Leak Detection Compounds [1]					
				1,1-DCE	1,1-DCA	1,2-DCA	cis-1,2-DCE	trans-1,2-DCE	PCE	1,1,1-TCA	TCE	Vinyl Chloride	Heptane (µg/m³)	Hexane (µg/m³)	Pentane (µg/m³)	Helium (ppmv)	TFA (µg/m³)	DFA (µg/m³)
PSG-01-65	PSG-01-65-5	01/20/2021	5.0	<8.0	<8.0	<8.0	<8.0	<8.0	<8.0	<8.0	<8.0	<8.0	<80	<80	<80	--	--	--
PSG-01-65	PSG-01-65-5	05/28/2021	5.0	<8.0	<8.0	<8.0	<8.0	<8.0	**3.0 J**	<8.0	**40**	<8.0	<80	<80	<80	--	--	--
PSG-01-65	PSG-01-65-5	09/27/2021	5.0	<8.0	<8.0	<8.0	<8.0	<8.0	<8.0	<8.0	<8.0	<8.0	<80	<80	<80	--	--	--
PSG-01-65	PSG-01-65-5	01/26/2022	5.0	<4.0	<4.0	<4.0	<4.0	<4.0	<4.0	<4.0	<4.0	<4.0 UJ	<40	<40	<40	--	--	--
PSG-01-65	PSG-01-65-5	05/16/2022	5.0	<4.0	<4.0	<4.0	<4.0	<4.0	<4.0	<4.0	<4.0 UJ	<4.0 UJ	<40	<40	<40	--	--	--
PSG-01-66	PSG-01-66-5	08/12/2020	5.0	<8.0	<8.0	<8.0	<8.0	<8.0	**7.0 J**	<8.0	**21**	<8.0	<80	<80	<80	--	--	--
PSG-01-66	PSG-01-66-5	01/20/2021	5.0	<8.0	<8.0	<8.0	<8.0	<8.0	<8.0	<8.0	<8.0	<8.0	<80	<80	<80	--	--	--
PSG-01-66	PSG-01-66-5	05/28/2021	5.0	<8.0	<8.0	<8.0	<8.0	<8.0	<8.0	<8.0	**13**	<8.0	<80	<80	<80	--	--	--
PSG-01-66	PSG-01-66-5	05/16/2022	5.0	<4.0	<4.0	<4.0	<4.0	<4.0	<4.0	<4.0	**18 J**	<4.0 UJ	<40	<40	<40	--	--	--
PSG-01-66	PSG-01-66-5 [5]	09/16/2022	5.0	**170 J**	<100	<20	<100	<100 UJ	**67 J+**	<100	**3,300 J+**	<10	--	--	--	--	--	<100
PSG-01-66	PSG-01-66-5 REP [5]	09/16/2022	5.0	**210 J**	<100	<20	<100	<100 UJ	**86 J+**	<100	**4,100 J+**	<10	--	--	--	--	--	<100
PSG-01-66	PSG-01-66-5	12/21/2022	5.0	<100	<100	<20	<100	<100 UJ	<20	<100	<20	<10	--	--	--	--	--	<100
PSG-01-66	PSG-01-66-5 REP	12/21/2022	5.0	<100	<100	<20	<100	<100 UJ	<20	<100	<20	<10	--	--	--	--	--	<100
PSG-01-66	PSG-01-66-15	08/27/2019	15.0	**328**	<8.0	<8.0	<8.0	<8.0	**179**	<8.0	**6,230**	<8.0 UJ	<80	<80	<80	--	--	--
PSG-01-66	PSG-01-66-15	02/14/2020	15.0	**277**	<8.0	<8.0	<8.0	<8.0	**141**	<8.0	**5,630**	<8.0	<80	<80	<80	--	--	--
PSG-01-66	PSG-01-66-15	05/12/2020	15.0	**224 J-**	<8.0	<8.0	<8.0	<8.0	**135**	<8.0	**6,030**	<8.0	<80	<80	<80	--	--	--
PSG-01-66	PSG-01-66-15	08/12/2020	15.0	**401**	<8.0	<8.0	<8.0	<8.0	**160**	<8.0	**7,310**	<8.0	<80	<80	<80	--	--	--
PSG-01-66	PSG-01-66-15	01/20/2021	15.0	**388**	<8.0	<8.0	<8.0	<8.0	**162**	<8.0	**5,980**	<8.0	<80	<80	<80	--	--	--
PSG-01-66	PSG-01-66-15 REP	01/20/2021	15.0	**398**	<8.0	<8.0	<8.0	<8.0	**159**	<8.0	**6,180**	<8.0	<80	<80	<80	--	--	--
PSG-01-66	PSG-01-66-15	05/28/2021	15.0	<8.0	**4.0 J**	<8.0	<8.0	<8.0	**165**	<8.0	**7,310**	<8.0	<80	<80	<80	--	--	--
PSG-01-66	PSG-01-66-15	09/27/2021	15.0	**442**	**2.0 J**	<8.0	<8.0	<8.0	**173**	<8.0	**6,410**	<8.0	<80	<80	<80	--	--	--
PSG-01-66	PSG-01-66-15	01/26/2022	15.0	**307**	<4.0	<4.0	<4.0	<4.0	**112**	<4.0	**4,700 J+**	<4.0 UJ	<40	<40	<40	--	--	--
PSG-01-66	PSG-01-66-15 REP	01/26/2022	15.0	**377**	<4.0	<4.0	<4.0	<4.0	**135**	<4.0	**5,810 J+**	<4.0 UJ	<40	<40	<40	--	--	--
PSG-01-66	PSG-01-66-15	05/16/2022	15.0	**411**	<4.0	<4.0	<4.0	<4.0	**178**	<4.0	**5,950 J**	<4.0 UJ	<40	<40	<40	--	--	--
PSG-01-67	PSG-01-67-5	08/27/2019	5.0	<8.0	<8.0	<8.0	<8.0	<8.0	**46**	<8.0	**6.0 J**	<8.0 UJ	<80	<80	<80	--	--	--
PSG-01-67	PSG-01-67-5	02/14/2020	5.0	<8.0	<8.0	<8.0	<8.0	<8.0	<8.0	<8.0	<8.0	<8.0	<80	<80	<80	--	--	--
PSG-01-67	PSG-01-67-5	05/12/2020	5.0	<8.0 UJ	<8.0	<8.0	<8.0	<8.0	<8.0	<8.0	**8.0**	<8.0	<80	<80	<80	--	--	--
PSG-01-67	PSG-01-67-5	08/12/2020	5.0	<8.0	<8.0	<8.0	<8.0	<8.0	**10**	<8.0	**57**	<8.0	<80	<80	<80	--	--	--
PSG-01-67	PSG-01-67-5	01/20/2021	5.0	<8.0	<8.0	<8.0	<8.0	<8.0	<8.0	<8.0	**32**	<8.0	<80	<80	<80	--	--	--
PSG-01-67	PSG-01-67-5	05/28/2021	5.0	<8.0	<8.0	<8.0	<8.0	<8.0	**13**	<8.0	**168**	<8.0	<80	<80	<80	--	--	--
PSG-01-67	PSG-01-67-5	09/27/2021	5.0	<8.0	<8.0	<8.0	<8.0	<8.0	<8.0	<8.0	<8.0	<8.0	<80	<80	<80	--	--	--
PSG-01-67	PSG-01-67-5	01/26/2022	5.0	<4.0	<4.0	<4.0	<4.0	<4.0	**5.0**	<4.0	**5.0 J+**	<4.0 UJ	<40	<40	<40	--	--	--
PSG-01-67	PSG-01-67-5	05/16/2022	5.0	<4.0	<4.0	<4.0	<4.0	<4.0	**7.0**	<4.0	**6.0 J**	<4.0 UJ	<40	<40	<40	--	--	--
PSG-01-67	PSG-01-67-15	08/27/2019	15.0	**20**	<8.0	<8.0	<8.0	<8.0	**77**	<8.0	**1,760**	<8.0 UJ	<80	<80	<80	--	--	--
PSG-01-67	PSG-01-67-15	02/14/2020	15.0	<8.0	<8.0	<8.0	<8.0	<8.0	**51**	<8.0	**1,190**	<8.0	<80	<80	<80	--	--	--
PSG-01-67	PSG-01-67-15	05/12/2020	15.0	<8.0 UJ	<8.0	<8.0	<8.0	<8.0	**45**	<8.0	**1,130**	<8.0	<80	<80	<80	--	--	--
PSG-01-67	PSG-01-67-15	08/12/2020	15.0	**4.0 J**	<8.0	<8.0	<8.0	<8.0	**46**	<8.0	**1,030**	<8.0	<80	<80	<80	--	--	--
PSG-01-67	PSG-01-67-15 REP	08/12/2020	15.0	**4.0 J**	<8.0	<8.0	<8.0	<8.0	**48**	<8.0	**1,030**	<8.0	<80	<80	<80	--	--	--
PSG-01-67	PSG-01-67-15	01/20/2021	15.0	<8.0	<8.0	<8.0	<8.0	<8.0	**45**	<8.0	**771**	<8.0	<80	<80	<80	--	--	--
PSG-01-67	PSG-01-67-15	05/28/2021	15.0	<8.0	<8.0	<8.0	<8.0	<8.0	**42**	<8.0	**720**	<8.0	<80	<80	<80	--	--	--
PSG-01-67	PSG-01-67-15 REP	05/28/2021	15.0	<8.0	<8.0	<8.0	<8.0	<8.0	**39**	<8.0	**665**	<8.0	<80	<80	<80	--	--	--
PSG-01-67	PSG-01-67-15	09/27/2021	15.0	<8.0	<8.0	<8.0	<8.0	<8.0	**51**	<8.0	**646**	<8.0	<80	<80	<80	--	--	--
PSG-01-67	PSG-01-67-15	01/26/2022	15.0	<4.0	<4.0	<4.0	<4.0	<4.0	**37**	<4.0	**484 J+**	<4.0 UJ	<40	<40	<40	--	--	--
PSG-01-67	PSG-01-67-15 REP	01/26/2022	15.0	<4.0	<4.0	<4.0	<4.0	<4.0	**28**	<4.0	**360 J+**	<4.0 UJ	<40	<40	<40	--	--	--
PSG-01-67	PSG-01-67-15	05/16/2022	15.0	<4.0	<4.0	<4.0	<4.0	<4.0	**48**	<4.0	**471 J**	<4.0 UJ	<40	<40	<40	--	--	--
PSG-01-68	PSG-01-68-5	08/28/2019	5.0	<8.0	<8.0	<8.0	<8.0	<8.0	<8.0	<8.0	<8.0	<8.0 UJ	<80	<80	<80	--	--	--
PSG-01-68	PSG-01-68-5	02/14/2020	5.0	<8.0	<8.0	<8.0	<8.0	<8.0	<8.0	<8.0	<8.0	<8.0	<80	<80	<80	--	--	--
PSG-01-68	PSG-01-68-5	05/12/2020	5.0	<8.0 UJ	<8.0	<8.0	<8.0	<8.0	<8.0	<8.0	<8.0	<8.0	<80	<80	<80	--	--	--
PSG-01-68	PSG-01-68-5	08/12/2020	5.0	<8.0	<8.0	<8.0	<8.0	<8.0	**6.0 J**	<8.0	<8.0	<8.0	<80	<80	<80	--	--	--
PSG-01-68	PSG-01-68-5	01/20/2021	5.0	<8.0	<8.0	<8.0	<8.0	<8.0	<8.0	<8.0	<8.0	<8.0	<80	<80	<80	--	--	--

TABLE A-5

HISTORICAL PERIMETER SOIL GAS SAMPLING RESULTS
Former Ford Aeronutronic Facility
Newport Beach, California

Sampling Location	Sample ID	Date Sampled [2]	Depth of Sample (feet bgs)	Volatile Organic Compounds [1] (µg/m³)									Leak Detection Compounds [1]					
				1,1-DCE	1,1-DCA	1,2-DCA	cis-1,2-DCE	trans-1,2-DCE	PCE	1,1,1-TCA	TCE	Vinyl Chloride	Heptane (µg/m³)	Hexane (µg/m³)	Pentane (µg/m³)	Helium (ppmv)	TFA (µg/m³)	DFA (µg/m³)
PSG-01-68	PSG-01-68-5	05/27/2021	5.0	<8.0	<8.0	<8.0	<8.0	<8.0	<8.0	<8.0	<8.0	<8.0	<80	<80	<80	--	--	--
PSG-01-68	PSG-01-68-5	09/27/2021	5.0	<8.0	<8.0	<8.0	<8.0	<8.0	<8.0	<8.0	<8.0	<8.0	<80	<80	<80	--	--	--
PSG-01-68	PSG-01-68-5	01/26/2022	5.0	<4.0	<4.0	<4.0	<4.0	<4.0	<4.0	<4.0	<4.0	<4.0 UJ	<40	<40	<40	--	--	--
PSG-01-68	PSG-01-68-5	05/17/2022	5.0	<4.0	<4.0	<4.0	<4.0	<4.0	<4.0	<4.0	<4.0	<4.0	<40	<40	<40	--	--	--
PSG-01-68	PSG-01-68-15	08/28/2019	15.0	<8.0	<8.0	<8.0	<8.0	<8.0	**8.0 J**	<8.0	<8.0	<8.0 UJ	<80	<80	<80	--	--	--
PSG-01-68	PSG-01-68-15	02/14/2020	15.0	<8.0	<8.0	<8.0	<8.0	<8.0	<8.0	<8.0	<8.0	<8.0	<80	<80	<80	--	--	--
PSG-01-68	PSG-01-68-15	05/12/2020	15.0	<8.0 UJ	<8.0	<8.0	<8.0	<8.0	<8.0	<8.0	<8.0	<8.0	<80	<80	<80	--	--	--
PSG-01-68	PSG-01-68-15	08/12/2020	15.0	<8.0	<8.0	<8.0	<8.0	<8.0	**7.0 J**	<8.0	<8.0	<8.0	<80	<80	<80	--	--	--
PSG-01-68	PSG-01-68-15 REP	08/12/2020	15.0	<8.0	<8.0	<8.0	<8.0	<8.0	**7.0 J**	<8.0	<8.0	<8.0	<80	<80	<80	--	--	--
PSG-01-68	PSG-01-68-15	01/20/2021	15.0	<8.0	<8.0	<8.0	<8.0	<8.0	<8.0	<8.0	<8.0	<8.0	<80	<80	<80	--	--	--
PSG-01-68	PSG-01-68-15 REP	01/20/2021	15.0	<8.0	<8.0	<8.0	<8.0	<8.0	<8.0	<8.0	<8.0	<8.0	<80	<80	<80	--	--	--
PSG-01-68	PSG-01-68-15	05/27/2021	15.0	<8.0	<8.0	<8.0	<8.0	<8.0	**3.0 J**	<8.0	<8.0	<8.0	<80	<80	<80	--	--	--
PSG-01-68	PSG-01-68-15	09/27/2021	15.0	<8.0	<8.0	<8.0	<8.0	<8.0	<8.0	<8.0	<8.0	<8.0	<80	<80	<80	--	--	--
PSG-01-68	PSG-01-68-15	01/26/2022	15.0	<4.0	<4.0	<4.0	<4.0	<4.0	**5.0**	<4.0	**7.0 J+**	<4.0 UJ	<40	<40	<40	--	--	--
PSG-01-68	PSG-01-68-15	05/17/2022	15.0	<4.0	<4.0	<4.0	<4.0	<4.0	<4.0	<4.0	<4.0	<4.0	<40	<40	<40	--	--	--
PSG-01-68	PSG-01-68-15 REP	05/17/2022	15.0	<4.0	<4.0	<4.0	<4.0	<4.0	<4.0	<4.0	<4.0	<4.0	<40	<40	<40	--	--	--
PSG-01-69	PSG-01-69-5	08/28/2019	5.0	<8.0	<8.0	<8.0	<8.0	<8.0	**28**	<8.0	<8.0	<8.0 UJ	<80	<80	<80	--	--	--
PSG-01-69	PSG-01-69-5	02/14/2020	5.0	<8.0	<8.0	<8.0	<8.0	<8.0	<8.0	<8.0	<8.0	<8.0	<80	<80	<80	--	--	--
PSG-01-69	PSG-01-69-5	05/12/2020	5.0	<8.0 UJ	<8.0	<8.0	<8.0	<8.0	<8.0	<8.0	<8.0	<8.0	<80	<80	<80	--	--	--
PSG-01-69	PSG-01-69-5	08/12/2020	5.0	<8.0	<8.0	<8.0	<8.0	<8.0	<8.0	<8.0	<8.0	<8.0	<80	<80	<80	--	--	--
PSG-01-69	PSG-01-69-5	01/20/2021	5.0	<8.0	<8.0	<8.0	<8.0	<8.0	<8.0	<8.0	<8.0	<8.0	<80	<80	<80	--	--	--
PSG-01-69	PSG-01-69-5	05/27/2021	5.0	<8.0	<8.0	<8.0	<8.0	<8.0	<8.0	<8.0	<8.0	<8.0	<80	<80	<80	--	--	--
PSG-01-69	PSG-01-69-5 REP	05/27/2021	5.0	<8.0	<8.0	<8.0	<8.0	<8.0	<8.0	<8.0	<8.0	<8.0	<80	<80	<80	--	--	--
PSG-01-69	PSG-01-69-5	09/27/2021	5.0	<8.0	<8.0	<8.0	<8.0	<8.0	<8.0	<8.0	<8.0	<8.0	<80	<80	<80	--	--	--
PSG-01-69	PSG-01-69-5	01/26/2022	5.0	<4.0	<4.0	<4.0	<4.0	<4.0	<4.0	<4.0	<4.0	<4.0 UJ	<40	<40	<40	--	--	--
PSG-01-69	PSG-01-69-5	05/17/2022	5.0	<4.0	<4.0	<4.0	<4.0	<4.0	<4.0	<4.0	<4.0	<4.0	<40	<40	<40	--	--	--
PSG-01-70	PSG-01-70-5	08/28/2019	5.0	<8.0	<8.0	<8.0	<8.0	<8.0	**7.0 J**	<8.0	<8.0	<8.0 UJ	<80	<80	<80	--	--	--
PSG-01-70	PSG-01-70-5 REP	08/28/2019	5.0	<8.0	<8.0	<8.0	<8.0	<8.0	**11**	<8.0	<8.0	<8.0 UJ	<80	<80	<80	--	--	--
PSG-01-70	PSG-01-70-5	08/11/2020	5.0	<8.0	<8.0	<8.0	<8.0	<8.0	<8.0	<8.0	<8.0	<8.0	<80	<80	<80	--	--	--
PSG-01-70	PSG-01-70-5	01/19/2021	5.0	<8.0	<8.0	<8.0	<8.0	<8.0	<8.0	<8.0	<8.0	<8.0	<80	<80	<80	--	--	--
PSG-01-70	PSG-01-70-5	05/27/2021	5.0	<8.0	<8.0	<8.0	<8.0	<8.0	<8.0	<8.0	<8.0	<8.0	<80	<80	<80	--	--	--
PSG-01-70	PSG-01-70-5	09/24/2021	5.0	<8.0 UJ	<8.0 UJ	<8.0 UJ	<8.0 UJ	<8.0 UJ	<8.0 UJ	<8.0 UJ	<8.0 UJ	<8.0 UJ	<80	<80	<80	--	--	--
PSG-01-70	PSG-01-70-5	01/26/2022	5.0	<4.0	<4.0	<4.0	<4.0	<4.0	<4.0	<4.0	<4.0	<4.0 UJ	<40	<40	<40	--	--	--
PSG-01-70	PSG-01-70-5	05/17/2022	5.0	<4.0	<4.0	<4.0	<4.0	<4.0	<4.0	<4.0	<4.0	<4.0	<40	<40	<40	--	--	--
PSG-01-70	PSG-01-70-15	08/28/2019	15.0	<8.0	<8.0	<8.0	<8.0	<8.0	**6.0 J**	<8.0	<8.0	<8.0 UJ	<80	<80	<80	--	--	--
PSG-01-70	PSG-01-70-15	02/14/2020	15.0	<8.0	<8.0	<8.0	<8.0	<8.0	<8.0	<8.0	<8.0	<8.0	<80	<80	<80	--	--	--
PSG-01-70	PSG-01-70-15	05/12/2020	15.0	<8.0 UJ	<8.0	<8.0	<8.0	<8.0	<8.0	<8.0	<8.0	<8.0	<80	<80	<80	--	--	--
PSG-01-70	PSG-01-70-15	08/11/2020	15.0	<8.0	<8.0	<8.0	<8.0	<8.0	**7.0 J**	<8.0	<8.0	<8.0	<80	<80	<80	--	--	--
PSG-01-70	PSG-01-70-15	01/19/2021	15.0	<8.0	<8.0	<8.0	<8.0	<8.0	<8.0	<8.0	<8.0	<8.0	<80	<80	<80	--	--	--
PSG-01-70	PSG-01-70-15	05/27/2021	15.0	<8.0	<8.0	<8.0	<8.0	<8.0	<8.0	<8.0	<8.0	<8.0	<80	<80	<80	--	--	--
PSG-01-70	PSG-01-70-15	09/24/2021	15.0	<8.0	<8.0	<8.0	<8.0	<8.0	<8.0 UJ	<8.0	<8.0	<8.0	<80	<80	<80	--	--	--
PSG-01-70	PSG-01-70-15	01/26/2022	15.0	<4.0	<4.0	<4.0	<4.0	<4.0	<4.0	<4.0	<4.0	<4.0 UJ	<40	<40	<40	--	--	--
PSG-01-70	PSG-01-70-15	05/17/2022	15.0	<4.0	<4.0	<4.0	<4.0	<4.0	<4.0	<4.0	<4.0	<4.0	<40	<40	<40	--	--	--
PSG-01-71	PSG-01-71-5	08/28/2019	5.0	<8.0	<8.0	<8.0	<8.0	<8.0	**9.0**	<8.0	<8.0	<8.0 UJ	<80	<80	<80	--	--	--
PSG-01-71	PSG-01-71-5	07/01/2020	5.0	<8.0	<8.0	<8.0	<8.0	<8.0	<8.0	<8.0	<8.0	<8.0	<80	<80	<80	--	--	--
PSG-01-71	PSG-01-71-5	08/11/2020	5.0	<8.0	<8.0	<8.0	<8.0	<8.0	**13**	<8.0	<8.0	<8.0	<80	<80	<80	--	--	--
PSG-01-71	PSG-01-71-5	10/28/2020	5.0	<8.0	<8.0	<8.0	<8.0	<8.0	**5.0 J**	<8.0	<8.0	<8.0	<80	<80	<80	--	--	--
PSG-01-71	PSG-01-71-5	11/05/2020	5.0	<8.0	<8.0	<8.0	<8.0	<8.0	<8.0	<8.0	<8.0	<8.0	<80	<80	<80	--	--	--
PSG-01-71	PSG-01-71-5	01/19/2021	5.0	<8.0	<8.0	<8.0	<8.0	<8.0	<8.0	<8.0	<8.0	<8.0	<80	<80	<80	--	--	--
PSG-01-71	PSG-01-71-5	05/27/2021	5.0	<8.0	<8.0	<8.0	<8.0	<8.0	<8.0	<8.0	<8.0	<8.0	<80	<80	<80	--	--	--

TABLE A-5

HISTORICAL PERIMETER SOIL GAS SAMPLING RESULTS
Former Ford Aeronutronic Facility
Newport Beach, California

Sampling Location	Sample ID	Date Sampled [2]	Depth of Sample (feet bgs)	Volatile Organic Compounds [1] (µg/m³)									Leak Detection Compounds [1]					
				1,1-DCE	1,1-DCA	1,2-DCA	cis-1,2-DCE	trans-1,2-DCE	PCE	1,1,1-TCA	TCE	Vinyl Chloride	Heptane (µg/m³)	Hexane (µg/m³)	Pentane (µg/m³)	Helium (ppmv)	TFA (µg/m³)	DFA (µg/m³)
PSG-01-71	PSG-01-71-5	09/24/2021	5.0	<8.0	<8.0	<8.0	<8.0	<8.0	<8.0 UJ	<8.0	<8.0	<8.0	<80	<80	<80	--	--	--
PSG-01-71	PSG-01-71-5	01/26/2022	5.0	<4.0	<4.0	<4.0	<4.0	<4.0	<4.0	<4.0	<4.0	<4.0 UJ	<40	<40	<40	--	--	--
PSG-01-71	PSG-01-71-5	05/16/2022	5.0	<4.0	<4.0	<4.0	<4.0	<4.0	<4.0	<4.0	<4.0	<4.0	<40	<40	<40	--	--	--
PSG-01-71	PSG-01-71-15	08/28/2019	15.0	<8.0	<8.0	<8.0	<8.0	<8.0	**17**	<8.0	<8.0	<8.0 UJ	<80	<80	<80	--	--	--
PSG-01-71	PSG-01-71-15	02/14/2020	15.0	<8.0	<8.0	<8.0	<8.0	<8.0	<8.0	<8.0	<8.0	<8.0	<80	<80	<80	--	--	--
PSG-01-71	PSG-01-71-15	05/12/2020	15.0	<8.0 UJ	<8.0	<8.0	<8.0	<8.0	<8.0	<8.0	<8.0	<8.0	<80	<80	<80	--	--	--
PSG-01-71	PSG-01-71-15 REP	05/12/2020	15.0	<8.0 UJ	<8.0	<8.0	<8.0	<8.0	<8.0	<8.0	<8.0	<8.0	<80	<80	<80	--	--	--
PSG-01-71	PSG-01-71-15	07/01/2020	15.0	<8.0	<8.0	<8.0	<8.0	<8.0	<8.0	<8.0	**21**	<8.0	<80	<80	<80	--	--	--
PSG-01-71	PSG-01-71-15	08/11/2020	15.0	<8.0	<8.0	<8.0	<8.0	<8.0	**7.0 J**	<8.0	<8.0	<8.0	<80	<80	<80	--	--	--
PSG-01-71	PSG-01-71-15	10/28/2020	15.0	<8.0	**5.0 J**	<8.0	<8.0	<8.0	**43**	<8.0	**6.0 J**	<8.0	<80	<80	<80	--	--	--
PSG-01-71	PSG-01-71-15	11/05/2020	15.0	<8.0	<8.0	<8.0	<8.0	<8.0	<8.0	<8.0	<8.0	<8.0	<80	<80	<80	--	--	--
PSG-01-71	PSG-01-71-15	01/19/2021	15.0	<8.0	<8.0	<8.0	<8.0	<8.0	<8.0	<8.0	<8.0	<8.0	<80	<80	<80	--	--	--
PSG-01-71	PSG-01-71-15	05/27/2021	15.0	<8.0	<8.0	<8.0	<8.0	<8.0	**3.0 J**	<8.0	<8.0	<8.0	<80	<80	<80	--	--	--
PSG-01-71	PSG-01-71-15	09/24/2021	15.0	<8.0	**4.0 J**	<8.0	<8.0	<8.0	<8.0 UJ	<8.0	<8.0	<8.0	<80	<80	<80	--	--	--
PSG-01-71	PSG-01-71-15	01/26/2022	15.0	<4.0	**4.0**	<4.0	<4.0	<4.0	**6.0**	<4.0	<4.0	<4.0 UJ	<40	<40	<40	--	--	--
PSG-01-71	PSG-01-71-15	05/16/2022	15.0	<4.0	<4.0	<4.0	<4.0	<4.0	<4.0	<4.0	<4.0	<4.0	<40	<40	<40	--	--	--
PSG-01-72	PSG-01-72-5	08/28/2019	5.0	<8.0	<8.0	<8.0	<8.0	<8.0	<8.0	<8.0	<8.0	<8.0 UJ	<80	<80	<80	--	--	--
PSG-01-72	PSG-01-72-5	01/19/2021	5.0	<8.0	<8.0	<8.0	<8.0	<8.0	<8.0	<8.0	<8.0	<8.0	<80	<80	<80	--	--	--
PSG-01-72	PSG-01-72-5	05/27/2021	5.0	<8.0	<8.0	<8.0	<8.0	<8.0	<8.0	<8.0	<8.0	<8.0	<80	<80	<80	--	--	--
PSG-01-72	PSG-01-72-5	09/24/2021	5.0	<8.0	<8.0	<8.0	<8.0	<8.0	<8.0 UJ	<8.0	<8.0	<8.0	<80	<80	<80	--	--	--
PSG-01-72	PSG-01-72-5	01/26/2022	5.0	<4.0	<4.0	<4.0	<4.0	<4.0	<4.0	<4.0	<4.0	<4.0 UJ	<40	<40	<40	--	--	--
PSG-01-72	PSG-01-72-5	05/16/2022	5.0	<4.0	<4.0	<4.0	<4.0	<4.0	<4.0	<4.0	<4.0	<4.0	<40	<40	<40	--	--	--
PSG-01-72	PSG-01-72-15	08/28/2019	15.0	<8.0	<8.0	<8.0	<8.0	<8.0	**40**	<8.0	<8.0	<8.0 UJ	<80	<80	<80	--	--	--
PSG-01-72	PSG-01-72-15	02/14/2020	15.0	<8.0	<8.0	<8.0	<8.0	<8.0	<8.0	<8.0	<8.0	<8.0	<80	<80	<80	--	--	--
PSG-01-72	PSG-01-72-15	05/12/2020	15.0	<8.0 UJ	<8.0	<8.0	<8.0	<8.0	<8.0	<8.0	<8.0	<8.0	<80	<80	<80	--	--	--
PSG-01-72	PSG-01-72-15	08/11/2020	15.0	<8.0	<8.0	<8.0	<8.0	<8.0	**7.0 J**	<8.0	<8.0	<8.0	<80	<80	<80	--	--	--
PSG-01-72	PSG-01-72-15	01/19/2021	15.0	<8.0	<8.0	<8.0	<8.0	<8.0	<8.0	<8.0	<8.0	<8.0	<80	<80	<80	--	--	--
PSG-01-72	PSG-01-72-15	05/27/2021	15.0	<8.0	<8.0	<8.0	<8.0	<8.0	<8.0	<8.0	<8.0	<8.0	<80	<80	<80	--	--	--
PSG-01-72	PSG-01-72-15	09/24/2021	15.0	<8.0	<8.0	<8.0	<8.0	<8.0	<8.0 UJ	<8.0	<8.0	<8.0	<80	<80	<80	--	--	--
PSG-01-72	PSG-01-72-15	01/26/2022	15.0	<4.0	<4.0	<4.0	<4.0	<4.0	**4.0**	<4.0	<4.0	<4.0 UJ	<40	<40	<40	--	--	--
PSG-01-72	PSG-01-72-15	05/16/2022	15.0	<4.0	<4.0	<4.0	<4.0	<4.0	<4.0	<4.0	<4.0	<4.0	<40	<40	<40	--	--	--
PSG-01-73	PSG-01-73-5	08/28/2019	5.0	<8.0	<8.0	<8.0	<8.0	<8.0	**26**	<8.0	<8.0	<8.0 UJ	<80	<80	<80	--	--	--
PSG-01-73	PSG-01-73-5	02/14/2020	5.0	<8.0	<8.0	<8.0	<8.0	<8.0	<8.0	<8.0	<8.0	<8.0	<80	<80	<80	--	--	--
PSG-01-73	PSG-01-73-5	05/12/2020	5.0	<8.0 UJ	<8.0	<8.0	<8.0	<8.0	**22**	<8.0	<8.0	<8.0	<80	<80	<80	--	--	--
PSG-01-73	PSG-01-73-5	08/11/2020	5.0	<8.0	<8.0	<8.0	<8.0	<8.0	**16**	<8.0	<8.0	<8.0	<80	<80	<80	--	--	--
PSG-01-73	PSG-01-73-5	01/19/2021	5.0	<8.0	<8.0	<8.0	<8.0	<8.0	<8.0	<8.0	<8.0	<8.0	<80	<80	<80	--	--	--
PSG-01-73	PSG-01-73-5	05/27/2021	5.0	<8.0	<8.0	<8.0	<8.0	<8.0	<8.0	<8.0	<8.0	<8.0	<80	<80	<80	--	--	--
PSG-01-73	PSG-01-73-5	09/24/2021	5.0	<8.0	<8.0	<8.0	<8.0	<8.0	**9.0 J**	<8.0	**5.0 J**	<8.0	<80	<80	<80	--	--	--
PSG-01-73	PSG-01-73-5	01/26/2022	5.0	<4.0	<4.0	<4.0	<4.0	<4.0	**13**	<4.0	<4.0	<4.0 UJ	<40	<40	<40	--	--	--
PSG-01-73	PSG-01-73-5	05/16/2022	5.0	<4.0	<4.0	<4.0	<4.0	<4.0	**10**	<4.0	<4.0	<4.0	<40	<40	<40	--	--	--
PSG-01-73	PSG-01-73-15	08/28/2019	15.0	<8.0	<8.0	<8.0	<8.0	<8.0	**76**	<8.0	<8.0	<8.0 UJ	<80	<80	<80	--	--	--
PSG-01-73	PSG-01-73-15	02/14/2020	15.0	<8.0	<8.0	<8.0	<8.0	<8.0	**59**	<8.0	<8.0	<8.0	<80	<80	<80	--	--	--
PSG-01-73	PSG-01-73-15	05/12/2020	15.0	<8.0 UJ	<8.0	<8.0	<8.0	<8.0	**64**	<8.0	<8.0	<8.0	<80	<80	<80	--	--	--
PSG-01-73	PSG-01-73-15	08/11/2020	15.0	<8.0	<8.0	<8.0	<8.0	<8.0	**69**	<8.0	**4.0 J**	<8.0	<80	<80	<80	--	--	--
PSG-01-73	PSG-01-73-15	01/19/2021	15.0	<8.0	<8.0	<8.0	<8.0	<8.0	**83**	<8.0	<8.0	<8.0	<80	<80	<80	--	--	--
PSG-01-73	PSG-01-73-15	05/27/2021	15.0	<8.0	<8.0	<8.0	<8.0	<8.0	**82**	<8.0	<8.0	<8.0	<80	<80	<80	--	--	--
PSG-01-73	PSG-01-73-15	09/24/2021	15.0	<8.0	<8.0	<8.0	<8.0	<8.0	**111 J**	<8.0	**5.0 J**	<8.0	<80	<80	<80	--	--	--
PSG-01-73	PSG-01-73-15	01/26/2022	15.0	<4.0	<4.0	<4.0	<4.0	<4.0	**80**	<4.0	<4.0	<4.0 UJ	<40	<40	<40	--	--	--
PSG-01-73	PSG-01-73-15	05/16/2022	15.0	<4.0	<4.0	<4.0	<4.0	<4.0	**56**	<4.0	**7.0**	<4.0	<40	<40	<40	--	--	--
PSG-01-74	PSG-01-74-5	08/28/2019	5.0	<8.0	<8.0	<8.0	<8.0	<8.0	**6.0 J**	<8.0	<8.0	<8.0 UJ	<80	<80	<80	--	--	--

TABLE A-5

HISTORICAL PERIMETER SOIL GAS SAMPLING RESULTS
Former Ford Aeronutronic Facility
Newport Beach, California

Sampling Location	Sample ID	Date Sampled [2]	Depth of Sample (feet bgs)	Volatile Organic Compounds [1] (µg/m³)									Leak Detection Compounds [1]					
				1,1-DCE	1,1-DCA	1,2-DCA	cis-1,2-DCE	trans-1,2-DCE	PCE	1,1,1-TCA	TCE	Vinyl Chloride	Heptane (µg/m³)	Hexane (µg/m³)	Pentane (µg/m³)	Helium (ppmv)	TFA (µg/m³)	DFA (µg/m³)
PSG-01-74	PSG-01-74-5	02/14/2020	5.0	<8.0	<8.0	<8.0	<8.0	<8.0	<8.0	<8.0	<8.0	<8.0	<80	<80	<80	--	--	--
PSG-01-74	PSG-01-74-5	08/11/2020	5.0	<8.0	<8.0	<8.0	<8.0	<8.0	**13**	<8.0	<8.0	<8.0	<80	<80	<80	--	--	--
PSG-01-74	PSG-01-74-5	01/19/2021	5.0	<8.0	<8.0	<8.0	<8.0	<8.0	<8.0	<8.0	<8.0	<8.0	<80	<80	<80	--	--	--
PSG-01-74	PSG-01-74-5	05/27/2021	5.0	<8.0	<8.0	<8.0	<8.0	<8.0	<8.0	<8.0	<8.0	<8.0	<80	<80	<80	--	--	--
PSG-01-74	PSG-01-74-5	09/24/2021	5.0	<8.0	<8.0	<8.0	<8.0	<8.0	<8.0	<8.0	**7.0 J**	<8.0	<80	<80	<80	--	--	--
PSG-01-74	PSG-01-74-5	01/27/2022	5.0	<4.0	<4.0	<4.0	<4.0	<4.0	<4.0	<4.0	<4.0	<4.0	<40	<40	<40	--	--	--
PSG-01-74	PSG-01-74-5 REP	01/27/2022	5.0	<4.0	<4.0	<4.0	<4.0	<4.0	**4.0**	<4.0	<4.0	<4.0	<40	<40	<40	--	--	--
PSG-01-74	PSG-01-74-5	05/16/2022	5.0	<4.0	<4.0	<4.0	<4.0	<4.0	<4.0	<4.0	<4.0	<4.0	<40	<40	<40	--	--	--
PSG-01-74	PSG-01-74-15	08/28/2019	15.0	<8.0	<8.0	<8.0	<8.0	<8.0	**26**	<8.0	<8.0	<8.0 UJ	<80	<80	<80	--	--	--
PSG-01-74	PSG-01-74-15	02/14/2020	15.0	<8.0	<8.0	<8.0	<8.0	<8.0	<8.0	<8.0	<8.0	<8.0	<80	<80	<80	--	--	--
PSG-01-74	PSG-01-74-15 REP	02/14/2020	15.0	<8.0	<8.0	<8.0	<8.0	<8.0	<8.0	<8.0	<8.0	<8.0	<80	<80	<80	--	--	--
PSG-01-74	PSG-01-74-15	05/12/2020	15.0	<8.0 UJ	<8.0	<8.0	<8.0	<8.0	<8.0	<8.0	<8.0	<8.0	<80	<80	<80	--	--	--
PSG-01-74	PSG-01-74-15	08/11/2020	15.0	<8.0	<8.0	<8.0	<8.0	<8.0	**17**	<8.0	**7.0 J**	<8.0	<80	<80	<80	--	--	--
PSG-01-74	PSG-01-74-15 REP	08/11/2020	15.0	<8.0	<8.0	<8.0	<8.0	<8.0	**16**	<8.0	**5.0 J**	<8.0	<80	<80	<80	--	--	--
PSG-01-74	PSG-01-74-15	01/19/2021	15.0	<8.0	<8.0	<8.0	<8.0	<8.0	**7.0 J**	<8.0	<8.0	<8.0	<80	<80	<80	--	--	--
PSG-01-74	PSG-01-74-15	05/27/2021	15.0	<8.0	<8.0	<8.0	<8.0	<8.0	**10**	<8.0	<8.0	<8.0	<80	<80	<80	--	--	--
PSG-01-74	PSG-01-74-15 REP	05/27/2021	15.0	<8.0	<8.0	<8.0	<8.0	<8.0	**12**	<8.0	<8.0	<8.0	<80	<80	<80	--	--	--
PSG-01-74	PSG-01-74-15	09/24/2021	15.0	<8.0	<8.0	<8.0	<8.0	<8.0	**13 J**	<8.0	**12**	<8.0	<80	<80	<80	--	--	--
PSG-01-74	PSG-01-74-15	05/16/2022	15.0	<4.0	<4.0	<4.0	<4.0	<4.0	**11**	<4.0	<4.0	<4.0	<40	<40	<40	--	--	--
PSG-01-75	PSG-01-75-5	11/26/2019	5.0	<8.0	<8.0	<8.0	<8.0	<8.0	**17**	<8.0	<8.0	<8.0	<80	<80	<80	--	--	--
PSG-01-75	PSG-01-75-5	01/19/2021	5.0	<8.0	<8.0	<8.0	<8.0	<8.0	<8.0	<8.0	<8.0	<8.0	<80	<80	<80	--	--	--
PSG-01-75	PSG-01-75-14.5	11/26/2019	14.5	**247**	<8.0	<8.0	<8.0	<8.0	**32**	<8.0	**1,070**	<8.0	<80	<80	<80	--	--	--
PSG-01-75	PSG-01-75-14.5	02/14/2020	14.5	**146**	<8.0	<8.0	<8.0	<8.0	**35**	<8.0	**981**	<8.0	<80	<80	<80	--	--	--
PSG-01-75	PSG-01-75-14.5	05/12/2020	14.5	<8.0 UJ	<8.0	<8.0	<8.0	<8.0	**28**	<8.0	**1,080**	<8.0	<80	<80	<80	--	--	--
PSG-01-75	PSG-01-75-14.5	08/11/2020	14.5	**179**	<8.0	<8.0	<8.0	<8.0	**39**	<8.0	**1,070**	<8.0	<80	<80	<80	--	--	--
PSG-01-75	PSG-01-75-14.5	01/19/2021	14.5	**197**	<8.0	<8.0	<8.0	<8.0	**33**	<8.0	**1,030**	<8.0	<80	<80	<80	--	--	--
PSG-01-75	PSG-01-75-14.5	05/27/2021	14.5	**223**	<8.0	<8.0	<8.0	<8.0	**38**	<8.0	**1,060**	<8.0	<80	<80	<80	--	--	--
PSG-01-75	PSG-01-75-14.5	09/24/2021	14.5	**259**	**1.0 J**	<8.0	<8.0	<8.0	**43 J**	<8.0	**1,270**	<8.0	<80	<80	<80	--	--	--
PSG-01-75	PSG-01-75-14.5	01/27/2022	14.5	**172**	<4.0	<4.0	<4.0	<4.0	**30**	<4.0	**823 J+**	<4.0	<40	<40	<40	--	--	--
PSG-01-75	PSG-01-75-14.5	05/16/2022	14.5	**212 J+**	<4.0	<4.0	<4.0	<4.0	**34**	<4.0	**891**	<4.0	<40	<40	<40	--	--	--
PSG-01-76	PSG-01-76-5	11/26/2019	5.0	<8.0	<8.0	<8.0	<8.0	<8.0	<8.0	<8.0	<8.0	<8.0	<80	<80	<80	--	--	--
PSG-01-76	PSG-01-76-5	01/19/2021	5.0	<8.0	<8.0	<8.0	<8.0	<8.0	<8.0	<8.0	<8.0	<8.0	<80	<80	<80	--	--	--
PSG-01-76	PSG-01-76-15	11/26/2019	15.0	**28**	<8.0	<8.0	<8.0	<8.0	<8.0	<8.0	**78**	<8.0	<80	<80	<80	--	--	--
PSG-01-76	PSG-01-76-15	02/14/2020	15.0	**22**	<8.0	<8.0	<8.0	<8.0	**11**	<8.0	**86**	<8.0	<80	<80	<80	--	--	--
PSG-01-76	PSG-01-76-15	05/12/2020	15.0	<8.0 UJ	<8.0	<8.0	<8.0	<8.0	<8.0	<8.0	**90**	<8.0	<80	<80	<80	--	--	--
PSG-01-76	PSG-01-76-15	08/11/2020	15.0	**36**	<8.0	<8.0	<8.0	<8.0	**16**	<8.0	**94**	<8.0	<80	<80	<80	--	--	--
PSG-01-76	PSG-01-76-15	01/19/2021	15.0	**29**	<8.0	<8.0	<8.0	<8.0	**5.0 J**	<8.0	**72**	<8.0	<80	<80	<80	--	--	--
PSG-01-76	PSG-01-76-15	05/27/2021	15.0	**36**	<8.0	<8.0	<8.0	<8.0	**11**	<8.0	**89**	<8.0	<80	<80	<80	--	--	--
PSG-01-76	PSG-01-76-15	09/24/2021	15.0	**33**	<8.0	<8.0	<8.0	<8.0	**12 J**	<8.0	**82**	<8.0	<80	<80	<80	--	--	--
PSG-01-77	PSG-01-77-5	11/26/2019	5.0	<8.0	<8.0	<8.0	<8.0	<8.0	**26**	<8.0	**123**	<8.0	<80	<80	<80	--	--	--
PSG-01-77	PSG-01-77-5 REP	11/26/2019	5.0	<8.0	<8.0	<8.0	<8.0	<8.0	**26**	<8.0	**112**	<8.0	<80	<80	<80	--	--	--
PSG-01-77	PSG-01-77-5	02/14/2020	5.0	<8.0	<8.0	<8.0	<8.0	<8.0	**11**	<8.0	**89**	<8.0	<80	<80	<80	--	--	--
PSG-01-77	PSG-01-77-5 REP	02/14/2020	5.0	<8.0	<8.0	<8.0	<8.0	<8.0	**10**	<8.0	**69**	<8.0	<80	<80	<80	--	--	--
PSG-01-77	PSG-01-77-5	05/12/2020	5.0	<8.0 UJ	<8.0	<8.0	<8.0	<8.0	<8.0	<8.0	**49**	<8.0	<80	<80	<80	--	--	--
PSG-01-77	PSG-01-77-5	08/11/2020	5.0	<8.0	<8.0	<8.0	<8.0	<8.0	**11**	<8.0	**9.0**	<8.0	<80	<80	<80	--	--	--
PSG-01-77	PSG-01-77-5	01/19/2021	5.0	<8.0	<8.0	<8.0	<8.0	<8.0	<8.0	<8.0	<8.0	<8.0	<80	<80	<80	--	--	--
PSG-01-77	PSG-01-77-5	05/27/2021	5.0	<8.0	<8.0	<8.0	<8.0	<8.0	<8.0	<8.0	**2.0 J**	<8.0	<80	<80	<80	--	--	--
PSG-01-77	PSG-01-77-5	09/24/2021	5.0	<8.0	<8.0	<8.0	<8.0	<8.0	<8.0 UJ	<8.0	**6.0 J**	<8.0	<80	<80	<80	--	--	--
PSG-01-77	PSG-01-77-5	01/27/2022	5.0	<4.0	<4.0	<4.0	<4.0	<4.0	**4.0**	<4.0	**19 J+**	<4.0	<40	<40	<40	--	--	--
PSG-01-77	PSG-01-77-5 REP	01/27/2022	5.0	<4.0	<4.0	<4.0	<4.0	<4.0	**6.0**	<4.0	**16 J+**	<4.0	<40	<40	<40	--	--	--

TABLE A-5

HISTORICAL PERIMETER SOIL GAS SAMPLING RESULTS
Former Ford Aeronutronic Facility
Newport Beach, California

Sampling Location	Sample ID	Date Sampled [2]	Depth of Sample (feet bgs)	Volatile Organic Compounds [1] (µg/m³)									Leak Detection Compounds [1]					
				1,1-DCE	1,1-DCA	1,2-DCA	cis-1,2-DCE	trans-1,2-DCE	PCE	1,1,1-TCA	TCE	Vinyl Chloride	Heptane (µg/m³)	Hexane (µg/m³)	Pentane (µg/m³)	Helium (ppmv)	TFA (µg/m³)	DFA (µg/m³)
PSG-01-77	PSG-01-77-5	05/16/2022	5.0	<4.0	<4.0	<4.0	<4.0	<4.0	**4.0**	<4.0	**21**	<4.0	<40	<40	<40	--	--	--
PSG-01-77	PSG-01-77-15	11/26/2019	15.0	**17**	<8.0	<8.0	<8.0	<8.0	**15**	<8.0	**254**	<8.0	<80	<80	<80	--	--	--
PSG-01-77	PSG-01-77-15	02/14/2020	15.0	**14**	<8.0	<8.0	<8.0	<8.0	**18**	<8.0	**264**	<8.0	<80	<80	<80	--	--	--
PSG-01-77	PSG-01-77-15	05/12/2020	15.0	<8.0 UJ	<8.0	<8.0	<8.0	<8.0	**12**	<8.0	**328**	<8.0	<80	<80	<80	--	--	--
PSG-01-77	PSG-01-77-15 REP	05/12/2020	15.0	<8.0 UJ	<8.0	<8.0	<8.0	<8.0	**16**	<8.0	**332**	<8.0	<80	<80	<80	--	--	--
PSG-01-77	PSG-01-77-15	08/11/2020	15.0	**41**	<8.0	<8.0	<8.0	<8.0	**25**	<8.0	**357**	<8.0	<80	<80	<80	--	--	--
PSG-01-77	PSG-01-77-15 REP	08/11/2020	15.0	**42**	<8.0	<8.0	<8.0	<8.0	**25**	<8.0	**374**	<8.0	<80	<80	<80	--	--	--
PSG-01-77	PSG-01-77-15	01/19/2021	15.0	**30**	<8.0	<8.0	<8.0	<8.0	**18**	<8.0	**337**	<8.0	<80	<80	<80	--	--	--
PSG-01-77	PSG-01-77-15 REP	01/19/2021	15.0	**29**	<8.0	<8.0	<8.0	<8.0	**18**	<8.0	**348**	<8.0	<80	<80	<80	--	--	--
PSG-01-77	PSG-01-77-15	05/27/2021	15.0	**28**	<8.0	<8.0	<8.0	<8.0	**24**	<8.0	**374**	<8.0	<80	<80	<80	--	--	--
PSG-01-77	PSG-01-77-15 REP	05/27/2021	15.0	**28**	<8.0	<8.0	<8.0	<8.0	**25**	<8.0	**366**	<8.0	<80	<80	<80	--	--	--
PSG-01-77	PSG-01-77-15	09/24/2021	15.0	**36**	<8.0	<8.0	<8.0	<8.0	**28 J**	<8.0	**411**	<8.0	<80	<80	<80	--	--	--
PSG-01-77	PSG-01-77-15 REP	09/24/2021	15.0	**36**	<8.0	<8.0	<8.0	<8.0	**28 J**	<8.0	**413**	<8.0	<80	<80	<80	--	--	--
PSG-01-77	PSG-01-77-15	01/27/2022	15.0	**24**	<4.0	<4.0	<4.0	<4.0	**20**	<4.0	**287 J+**	<4.0	<40	<40	<40	--	--	--
PSG-01-77	PSG-01-77-15	05/16/2022	15.0	**35 J+**	<4.0	<4.0	<4.0	<4.0	**32**	<4.0	**396**	<4.0	<40	<40	<40	--	--	--
PSG-01-78	PSG-01-78-5	06/08/2021	5.0	**20**	<8.0	<8.0	**127**	**43**	**35**	<8.0	**468**	**48 J+**	<80	<80	<80	--	--	--
PSG-01-78	PSG-01-78-5	09/28/2021	5.0	<8.0	<8.0	<8.0	**5.0 J**	<8.0	**52 J**	<8.0	**257**	<8.0	<80	<80	<80	--	--	--
PSG-01-78	PSG-01-78-5	01/27/2022	5.0	<4.0	<4.0	<4.0	<4.0	<4.0	**40**	<4.0	**147 J+**	<4.0	<40	<40	<40	--	--	--
PSG-01-78	PSG-01-78-5	05/13/2022	5.0	<4.0	<4.0	<4.0	<4.0	<4.0	**68 J+**	<4.0	**171 J**	<4.0 UJ	<40	<40	<40	--	--	--
PSG-01-78	PSG-01-78-5	09/16/2022	5.0	<100 UJ	<100	<20	<100	<100 UJ	<20	<100	**58**	<10	--	--	--	--	--	<100
PSG-01-78	PSG-01-78-13	06/08/2021	13.0	**261**	**14**	**17**	**582**	**200**	**883**	<8.0	**17,500**	**34 J+**	<80	<80	<80	--	--	--
PSG-01-78	PSG-01-78-13 REP	06/08/2021	13.0	**237**	**14**	**19**	**544**	**188**	**847**	<8.0	**16,400**	**34 J+**	<80	<80	<80	--	--	--
PSG-01-78	PSG-01-78-13	09/28/2021	13.0	**238**	**12**	<8.0	**618**	**224**	**1,200 J**	<8.0	**17,000**	**18**	<80	<80	<80	--	--	--
PSG-01-78	PSG-01-78-13 REP	09/28/2021	13.0	**265**	**11**	<8.0	**666**	**228**	**1,280 J**	<8.0	**18,000**	**16**	<80	<80	<80	--	--	--
PSG-01-78	PSG-01-78-13	01/27/2022	13.0	**271**	**13**	**26 J+**	**674**	**259**	**898**	<4.0	**14,700 J+**	**30**	<40	<40	<40	--	--	--
PSG-01-78	PSG-01-78-13	05/13/2022	13.0	**283**	**15**	**18**	**708**	**265**	**1,140 J+**	<4.0	**14,700 J**	**33 J**	<40	<40	<40	--	--	--
PSG-01-78	PSG-01-78-13 REP	05/13/2022	13.0	**277**	**15**	**18**	**692**	**259**	**1,100 J+**	<4.0	**14,300 J**	**33 J**	<40	<40	<40	--	--	--
PSG-01-78	PSG-01-78-13	09/16/2022	13.0	**140 J**	<100	<20	**690 J+**	**120 J**	**580 J+**	<100	**9,500 J+**	<10	--	--	--	--	--	<100
PSG-01-79	PSG-01-79-5	06/08/2021	5.0	**585**	**9.0**	<8.0	**1,720**	**814**	**117**	<8.0	**6,680**	**235 J+**	<80	<80	<80	--	--	--
PSG-01-79	PSG-01-79-13	06/08/2021	13.0	**673**	**17**	**23**	**3,010**	**939**	**318**	<8.0	**11,900**	**205 J+**	<80	<80	<80	--	--	--
PSG-01-79	PSG-01-79-13	09/28/2021	13.0	**590**	**13**	**18**	**3,330**	**1,030**	**432 J**	<8.0	**12,200**	**109**	<80	<80	<80	--	--	--
PSG-01-79	PSG-01-79-13	01/27/2022	13.0	**700**	**16**	**33 J+**	**3,860**	**1,200**	**345**	<4.0	**11,300 J+**	**171**	<40	<40	<40	--	--	--
PSG-01-79	PSG-01-79-13	05/13/2022	13.0	**625**	**17**	**26**	**3,120**	**1,130**	**345 J+**	<4.0	**9,170 J**	**238 J**	<40	<40	<40	--	--	--
PSG-01-79	PSG-01-79-13	09/16/2022	13.0	**310 J**	<100	<20	**3,100 J+**	**590 J**	**170 J+**	<100	**5,800 J+**	**110 J+**	--	--	--	--	--	<100
PSG-01-80	PSG-01-80-5	06/08/2021	5.0	**240**	**9.0**	<8.0	**572**	**171**	**272**	<8.0	**8,420**	**117 J+**	<80	<80	<80	--	--	--
PSG-01-80	PSG-01-80-13	06/08/2021	13.0	**312**	**16**	**34**	**768**	**217**	**701**	<8.0	**17,800**	**62 J+**	<80	<80	<80	--	--	--
PSG-01-80	PSG-01-80-13	09/28/2021	13.0	**283**	**13**	**33**	**796**	**224**	**959 J**	<8.0	**16,500**	**21**	<80	<80	<80	--	--	--
PSG-01-80	PSG-01-80-13	01/27/2022	13.0	**349**	**16**	**54 J+**	**912**	**285**	**835**	<4.0	**16,300 J+**	**37**	<40	<40	<40	--	--	--
PSG-01-80	PSG-01-80-13	05/16/2022	13.0	**407 J+**	**17**	**50**	**948**	**315**	**988**	<4.0	**17,200**	**65 J+**	<40	<40	<40	--	--	--
PSG-01-80	PSG-01-80-13	09/16/2022	13.0	**160 J**	<100	<20	**890 J+**	**140 J**	**580 J+**	<100	**11,000 J+**	<10	--	--	--	--	--	<100
PSG-01-81	PSG-01-81-5	07/23/2021	5.0	<8.0	<8.0	<8.0	<8.0	<8.0	**17 J+**	<8.0	**113 J+**	<8.0	<80	<80	<80	--	--	--
PSG-01-81	PSG-01-81-5	09/28/2021	5.0	<8.0	<8.0	<8.0	**9.0**	**6.0 J**	**33 J**	<8.0	**261**	<8.0	<80	<80	<80	--	--	--
PSG-01-81	PSG-01-81-5	09/16/2022	5.0	<100 UJ	<100	<20	<100	<100 UJ	<20	<100	**28 J+**	<10	--	--	--	--	--	<100
PSG-01-81	PSG-01-81-14	07/23/2021	14.0	**647**	**16**	**54**	**656**	**78**	**886 J+**	<8.0	**16,300 J+**	**110**	<80	<80	<80	--	--	--
PSG-01-81	PSG-01-81-14 REP	07/23/2021	14.0	**623**	**16**	**54**	**648**	**74**	**926 J+**	<8.0	**16,500 J+**	**101**	<80	<80	<80	--	--	--
PSG-01-81	PSG-01-81-14	09/28/2021	14.0	**637**	**14**	**40**	**670**	**96**	**1,030 J**	<8.0	**18,200**	**118**	<80	<80	<80	--	--	--
PSG-01-81	PSG-01-81-14	01/27/2022	14.0	**756**	**15**	**54 J+**	**869**	**140**	**747**	<4.0	**16,400 J+**	**209**	<40	<40	<40	--	--	--
PSG-01-81	PSG-01-81-14	05/13/2022	14.0	**669**	**13**	**50 J+**	**735**	**126**	**641**	<4.0	**11,400**	**225**	<40	<40	<40	--	--	--
PSG-01-81	PSG-01-81-14	09/16/2022	14.0	**340 J**	<100	<20	**840 J+**	<100 UJ	**400 J+**	<100	**10,000 J+**	**110 J+**	--	--	--	--	--	<100
PSG-01-82	PSG-01-82-5	07/23/2021	5.0	**4.0 J**	<8.0	<8.0	**6.0 J**	**4.0 J**	**15 J+**	<8.0	**131 J+**	<8.0	<80	<80	<80	--	--	--

TABLE A-5

HISTORICAL PERIMETER SOIL GAS SAMPLING RESULTS
Former Ford Aeronutronic Facility
Newport Beach, California

Sampling Location	Sample ID	Date Sampled [2]	Depth of Sample (feet bgs)	Volatile Organic Compounds [1] (µg/m³)									Leak Detection Compounds [1]					
				1,1-DCE	1,1-DCA	1,2-DCA	cis-1,2-DCE	trans-1,2-DCE	PCE	1,1,1-TCA	TCE	Vinyl Chloride	Heptane (µg/m³)	Hexane (µg/m³)	Pentane (µg/m³)	Helium (ppmv)	TFA (µg/m³)	DFA (µg/m³)
PSG-01-82	PSG-01-82-5	09/28/2021	5.0	<8.0	<8.0	<8.0	<8.0	<8.0	<8.0 UJ	<8.0	**16**	<8.0	<80	<80	<80	--	--	--
PSG-01-82	PSG-01-82-14 [5]	07/23/2021	14.0	**461**	**6.0 J**	**9.0**	**852**	**352**	**118 J+**	<8.0	**4,030 J+**	**371**	<80	<80	<80	--	--	--
PSG-01-82	PSG-01-82-14 [5]	09/28/2021	14.0	**471**	<8.0	<8.0	**797**	**339**	**125 J**	<8.0	**4,260**	**279**	<80	<80	<80	--	--	--
PSG-01-82	PSG-01-82-14 [5]	01/27/2022	14.0	**241**	<4.0	<4.0	**228**	**53**	**32**	<4.0	**1,120 J+**	**154**	<40	<40	<40	--	--	--
PSG-01-82	PSG-01-82-14 [5]	05/16/2022	14.0	**271 J+**	<4.0	<4.0	**224**	**57**	**21**	<4.0	**946**	**255 J+**	<40	<40	<40	--	--	--
PSG-01-82	PSG-01-82-14	09/16/2022	14.0	**120 J**	<100	<20	**230 J+**	<100 UJ	<20	<100	**690 J+**	**97 J+**	--	--	--	--	--	<100
PSG-01-83	PSG-01-83-13.5 [5]	07/23/2021	13.5	**249**	**3.0 J**	<8.0	**241**	**54**	**37 J+**	<8.0	**1,190 J+**	**189**	<80	<80	<80	--	--	--
PSG-01-83	PSG-01-83-13.5 [5]	09/28/2021	13.5	**273**	<8.0	<8.0	**248**	**54**	**36 J**	<8.0	**1,420**	**158**	<80	<80	<80	--	--	--
PSG-01-83	PSG-01-83-13.5 [5]	01/27/2022	13.5	**426**	**6.0**	**10 J+**	**915**	**335**	**87**	<4.0	**3,420 J+**	**309**	<40	<40	<40	--	--	--
PSG-01-83	PSG-01-83-13.5 [5]	05/16/2022	13.5	**492 J+**	**5.0**	**8.0**	**816**	**328**	**94**	<4.0	**3,250**	**522 J+**	<40	<40	<40	--	--	--
PSG-01-83	PSG-01-83-13.5	09/20/2022	13.5	**430**	<100	<20	**970**	**310 J**	**94**	<100	**3,400**	**260**	--	--	--	--	--	<100
PSG-01-83	PSG-01-83-13.5 REP	09/20/2022	13.5	**370**	<100	<20	**760**	**200 J**	**81**	<100	**2,700**	**290**	--	--	--	--	--	<100
PSG-01-85	PSG-01-85-12	11/05/2021	12.0	**1,910**	**30**	**99**	**981**	**183**	**3,300**	<8.0	**37200 J**	**134 J**	<80	<80	<80	--	--	--
PSG-01-85	PSG-01-85-12	01/28/2022	12.0	**1,120**	**20 J+**	**78 J+**	**586**	**106 J+**	**2,060**	<4.0	**19,900 J**	**112**	<40	<40	<40	--	--	--
PSG-01-85	PSG-01-85-12	05/11/2022	12.0	**1,110**	**22**	**69**	**539**	**115**	**2,350**	<4.0	**25,000 J**	**148 J**	<40	<40	<40	--	--	--
PSG-01-85	PSG-01-85-12-REP	05/11/2022	12.0	**1,050**	**21**	**68**	**515**	**109**	**2,300**	<4.0	**23,800 J**	**143 J**	<40	<40	<40	--	--	--
PSG-01-85	PSG-01-85-12	09/20/2022	12.0	**900**	<100	<20	**540**	<100	**1,800**	<100	**29,000**	**97**	--	--	--	--	--	<100
PSG-01-86	PSG-01-86-5	11/05/2021	5.0	**309**	<8.0	<8.0	**86**	**11**	**171**	<8.0	**1540 J**	<8.0 UJ	<80	<80	<80	--	--	--
PSG-01-86	PSG-01-86-5	01/28/2022	5.0	**34**	<4.0	<4.0	**89**	**9.0 J+**	**34**	<4.0	**237 J**	**16**	<40	<40	<40	--	--	--
PSG-01-86	PSG-01-86-5 REP	01/28/2022	5.0	**42**	<4.0	<4.0	**115**	**11 J+**	**45**	<4.0	**309 J**	**19**	<40	<40	<40	--	--	--
PSG-01-86	PSG-01-86-5	09/20/2022	5.0	<100	<100	<20	<100	<100	<20	<100	**32**	<10	--	--	--	--	--	<100
PSG-01-86	PSG-01-86-13	11/05/2021	13.0	**1,100**	**9**	**44 J**	**472 J**	**86 J**	**821**	<8.0	**10100 J**	**194 J**	<80	<80	<80	--	--	--
PSG-01-86	PSG-01-86-13 REP	11/05/2021	13.0	**835**	**7.0 J**	**32 J**	**330 J**	**52 J**	**625**	<8.0	**7710 J**	**143 J**	<80	<80	<80	--	--	--
PSG-01-86	PSG-01-86-13	01/28/2022	13.0	**656**	**6.0 J+**	**28 J+**	**287**	**51 J+**	**512**	<4.0	**6,060 J**	**88**	<40	<40	<40	--	--	--
PSG-01-86	PSG-01-86-13	05/11/2022	13.0	**758**	**8.0**	**30**	**313**	**60**	**714**	<4.0	**7,510 J**	**132 J**	<40	<40	<40	--	--	--
PSG-01-86	PSG-01-86-13	09/20/2022	13.0	**740**	<100	<20	**360**	<100	**530**	<100	**7,800**	**88**	--	--	--	--	--	<100
PSG-01-87	PSG-01-87-13	11/05/2021	13.0	**414**	<8.0	<8.0	**88**	<8.0	**169**	<8.0	**1940 J**	**96 J**	<80	<80	<80	--	--	--
PSG-01-87	PSG-01-87-13	01/28/2022	13.0	**308**	<4.0	<4.0	**82**	**15 J+**	**132**	<4.0	**1,660 J**	**72**	<40	<40	<40	--	--	--
PSG-01-87	PSG-01-87-13	05/11/2022	13.0	**243**	<4.0	<4.0	**63**	<4.0	**133**	<4.0	**1,350 J**	**68 J**	<40	<40	<40	--	--	--
PSG-01-87	PSG-01-87-13	09/21/2022	13.0	**240**	<100	<20	<100	<100	**96**	<100	**1,200**	**52**	--	--	--	--	--	<100
PSG-01-89	PSG-01-89-12.5	07/22/2021	12.5	**371**	**11**	**21**	<8.0	**65**	**535 J+**	<8.0	**12,500**	**99**	<80	<80	<80	--	--	--
PSG-01-89	PSG-01-89-12.5	09/29/2021	12.5	**368**	**11**	**27**	**781**	**71**	**585**	<8.0	**11,900**	**98**	<80	<80	<80	--	--	--
PSG-01-89	PSG-01-89-12.5	01/27/2022	12.5	**456**	**12**	**27 J+**	**769**	**76**	**487**	<4.0	**14,300**	**197 J**	<40	<40	<40	--	--	--
PSG-01-89	PSG-01-89-12.5	05/16/2022	12.5	**482 J+**	**10**	**23**	**799**	**82**	**431**	<4.0	**10,800**	**243 J+**	<40	<40	<40	--	--	--
PSG-01-89	PSG-01-89-12.5 REP	05/16/2022	12.5	**490 J+**	**11**	**22**	**809**	**82**	**435**	<4.0	**10,900**	**260 J+**	<40	<40	<40	--	--	--
PSG-01-89	PSG-01-89-12.5	09/21/2022	12.5	**240**	<100	<20	**220**	<100	**400**	<100	**8,600**	<10	--	--	--	--	<100	--
PSG-01-90	PSG-01-90-5	01/28/2022	5.0	**6.0**	<4.0	<4.0	**4.0**	<4.0	**43**	<4.0	**273 J**	<4.0	<40	<40	<40	--	--	--
PSG-01-90	PSG-01-90-12	11/05/2021	12.0	**3,390**	**45**	**183**	**1,150**	**261**	**2,880**	<8.0	**50,700 J**	**273 J**	<80	<80	<80	--	--	--
PSG-01-90	PSG-01-90-12	01/28/2022	12.0	**2,010**	**30 J+**	**135 J+**	**831**	**174 J+**	**1,920**	<4.0	**27,000 J**	**140**	<40	<40	<40	--	--	--
PSG-01-90	PSG-01-90-12	05/12/2022	12.0	**1,850**	**28**	**113**	**711**	**159**	**2,160**	<4.0	**38,100 J**	**179 J**	<40	<40	<40	--	--	--
PSG-01-90	PSG-01-90-12	09/21/2022	12.0	**1,700**	<100	<20	**780**	**110**	**1,600**	<100	**38,000 J+**	**120**	--	--	--	--	--	<100
PSG-01-91	PSG-01-91-5	01/28/2022	5.0	**811**	**7.0 J+**	<4.0	**150**	**46 J+**	**794**	<4.0	**7,930 J**	**102**	<40	<40	<40	--	--	--
PSG-01-91	PSG-01-91-5	09/21/2022	5.0	**340**	<100	<20	**200**	<100	**320**	<100	**4,200 J**	**91**	--	--	--	--	--	<100
PSG-01-91	PSG-01-91-5 REP	09/21/2022	5.0	**350**	<100	<20	**130**	<100	**250**	<100	**3,000 J**	**76**	--	--	--	--	--	<100
PSG-01-91	PSG-01-91-12	01/28/2022	12.0	**2,440**	**34 J+**	**188 J+**	**583**	**201 J+**	**3,930**	<4.0	**31,800 J**	**109**	<40	<40	<40	--	--	--
PSG-01-91	PSG-01-91-12	05/12/2022	12.0	**2,230**	**35**	**166**	**518**	**192**	**4,510**	<4.0	**45,600 J**	**136 J**	<40	<40	<40	--	--	--
PSG-01-91	PSG-01-91-12	09/21/2022	12.0	**1,900**	<100	<20	**540**	**130**	**3,300**	<100	**46,000**	**89**	--	--	--	--	--	<100
PSG-01-92	PSG-01-92-5	01/28/2022	5.0	**335**	<4.0	<4.0	**84**	**26 J+**	**308**	<4.0	**2,860 J**	**48**	<40	<40	<40	--	--	--
PSG-01-92	PSG-01-92-5	05/12/2022	5.0	**416**	**5.0**	<4.0	**171**	**35**	**548**	<4.0	**4,400 J**	**79 J**	<40	<40	<40	--	--	--

TABLE A-5

HISTORICAL PERIMETER SOIL GAS SAMPLING RESULTS
Former Ford Aeronutronic Facility
Newport Beach, California

Sampling Location	Sample ID	Date Sampled [2]	Depth of Sample (feet bgs)	Volatile Organic Compounds [1] (µg/m³)									Leak Detection Compounds [1]					
				1,1-DCE	1,1-DCA	1,2-DCA	cis-1,2-DCE	trans-1,2-DCE	PCE	1,1,1-TCA	TCE	Vinyl Chloride	Heptane (µg/m³)	Hexane (µg/m³)	Pentane (µg/m³)	Helium (ppmv)	TFA (µg/m³)	DFA (µg/m³)
PSG-01-92	PSG-01-92-5	09/21/2022	5.0	**290**	<100	<20	**150**	<100	**250**	<100	**2,700**	**37**	--	--	--	--	--	<100
PSG-01-92	PSG-01-92-13.5	01/28/2022	13.5	**685**	**8.0 J+**	<4.0	**299**	**60 J+**	**861**	<4.0	**7,890 J**	**91**	<40	<40	<40	--	--	--
PSG-01-92	PSG-01-92-13.5	05/12/2022	13.5	**539**	**7.0**	**24**	**228**	**45**	**794**	<4.0	**6,730 J**	**99 J**	<40	<40	<40	--	--	--
PSG-01-92	PSG-01-92-13.5	09/21/2022	13.5	**570**	<100	<20	**260**	<100	**580**	<100	**7,200**	**69**	--	--	--	--	--	<100
PSG-01-93	PSG-01-93-5	01/28/2022	5.0	**191**	<4.0	<4.0	**48**	**17 J+**	**106**	<4.0	**1,160 J**	**42**	<40	<40	<40	--	--	--
PSG-01-93	PSG-01-93-5	09/23/2022	5.0	**210**	<100	<20	<100	<100	**110**	<100	**1,300**	**44 J**	--	--	--	--	--	<100
PSG-01-93	PSG-01-93-5 REP	09/23/2022	5.0	**210**	<100	<20	<100	<100	**99**	<100	**1,200**	**32 J**	--	--	--	--	--	<100
PSG-01-93	PSG-01-93-13.5	01/28/2022	13.5	**276**	<4.0	**5.0 J+**	**139**	**28 J+**	**166**	<4.0	**1,990 J**	**61**	<40	<40	<40	--	--	--
PSG-01-93	PSG-01-93-13.5	05/11/2022	13.5	**275**	<4.0	<4.0	**129**	**27**	**195**	<4.0	**1,990 J**	**80 J**	<40	<40	<40	--	--	--
PSG-01-93	PSG-01-93-13.5 REP	05/11/2022	13.5	**262**	<4.0	<4.0	**122**	**26**	**180**	<4.0	**1,890 J**	**72 J**	<40	<40	<40	--	--	--
PSG-01-93	PSG-01-93-13.5	09/23/2022	13.5	**310**	<100	<20	**160**	<100	**170**	<100	**2,100**	**66**	--	--	--	--	--	<100
PSG-01-94	PSG-01-94-5	09/23/2022	5.0	<100	<100	<20	<100	<100	<20	<100 UJ	<20	<10	--	--	--	--	--	<100
PSG-01-94	PSG-01-94-13	01/28/2022	13.0	**924**	**9.0 J+**	**37 J+**	**402**	**75 J+**	**761**	<4.0	**8,770 J**	**108**	<40	<40	<40	--	--	--
PSG-01-94	PSG-01-94-13	05/12/2022	13.0	**891**	**9.0**	**33**	**357**	**75**	**860**	<4.0	**9,090 J**	**142 J**	<40	<40	<40	--	--	--
PSG-01-94	PSG-01-94-13 REP	05/12/2022	13.0	**860**	**9.0**	**33**	**340**	**70**	**841**	<4.0	**8,720 J**	**133 J**	<40	<40	<40	--	--	--
PSG-01-94	PSG-01-94-13	09/23/2022	13.0	**900**	<100	<20	**440**	<100	**770**	<100 UJ	**10,000**	**77**	--	--	--	--	--	<100
PSG-01-94	PSG-01-94-13 REP	09/23/2022	13.0	**900**	<100	<20	**430**	<100	**660**	<100 UJ	**9,400**	**85**	--	--	--	--	--	<100
PSG-01-95	PSG-01-95-5	09/23/2022	5.0	**130**	<100	<20	**130**	<100	<20	<100	**400**	**88**	--	--	--	--	--	<100
PSG-01-95	PSG-01-95-11.5	05/11/2022	11.5	**38**	<4.0	<4.0	**26**	<4.0	**40**	<4.0	**218 J**	**59 J**	<40	<40	<40	--	--	--
PSG-01-96	PSG-01-96-12	11/05/2021	12.0	**117**	<8.0	<8.0	**420**	<8.0	**144**	<8.0	**4,080 J**	<8.0 UJ	<80	<80	<80	--	--	--
PSG-01-96	PSG-01-96-12	01/31/2022	12.0	**69**	<4.0	<4.0	**190**	**19**	**47**	<4.0	**1,510 J**	**33**	<40	<40	<40	--	--	--
PSG-01-96	PSG-01-96-12 REP	01/31/2022	12.0	**71**	<4.0	<4.0	**192**	**20**	**47**	<4.0	**1,500 J**	**35**	<40	<40	<40	--	--	--
PSG-01-96	PSG-01-96-12	05/12/2022	12.0	**106**	<4.0	<4.0	**346**	**30**	**102**	<4.0	**2,690 J**	**42 J**	<40	<40	<40	--	--	--
PSG-01-96	PSG-01-96-12	09/23/2022	12.0	<100	<100	<20	**300**	<100	**71**	<100	**2,000**	**15**	--	--	--	--	--	<100
PSG-01-97	PSG-01-97-13.5	11/05/2021	13.5	<8.0	<8.0	<8.0	**25**	<8.0	**282**	<8.0	**3,480 J**	<8.0 UJ	<80	<80	<80	--	--	--
PSG-01-97	PSG-01-97-13.5 REP	11/05/2021	13.5	<8.0	<8.0	<8.0	**19**	<8.0	**261**	<8.0	**3,040 J**	<8.0 UJ	<80	<80	<80	--	--	--
PSG-01-97	PSG-01-97-13.5	01/31/2022	13.5	<4.0	<4.0	<4.0	**8.0**	**4.0**	**132**	<4.0	**1,720 J**	<4.0	<40	<40	<40	--	--	--
PSG-01-97	PSG-01-97-13.5	05/12/2022	13.5	<4.0	<4.0	<4.0	**12**	**7.0**	**247**	<4.0	**2,760 J**	<4.0 UJ	<40	<40	<40	--	--	--
PSG-01-97	PSG-01-97-13.5	09/23/2022	13.5	<100	<100	<20	<100	<100	**270**	<100	**3,200**	<10	--	--	--	--	--	<100
PSG-01-98	PSG-01-98-13	11/05/2021	13.0	**198**	<8.0	<8.0	**937**	**78**	**323**	<8.0	**7,240 J**	<8.0 UJ	<80	<80	<80	--	--	--
PSG-01-98	PSG-01-98-13	01/31/2022	13.0	**120**	<4.0	**7.0 J+**	**459**	**46**	**129**	<4.0	**3,340 J**	**34**	<40	<40	<40	--	--	--
PSG-01-98	PSG-01-98-13	05/12/2022	13.0	**170**	**7.0**	**10**	**740**	**85**	**240**	<4.0	**5,440 J**	**69 J**	<40	<40	<40	--	--	--
PSG-01-98	PSG-01-98-13	09/23/2022	13.0	**180**	<100	<20	**760**	**100**	**190**	<100	**4,600**	**64**	--	--	--	--	--	<100
PSG-01-99	PSG-01-99-13.5	01/31/2022	13.5	**66**	<4.0	**5.0 J+**	**131**	**31**	**6.0**	<4.0	**214 J**	**87**	<40	<40	<40	--	--	--
PSG-01-99	PSG-01-99-13.5	05/12/2022	13.5	**94**	<4.0	**7.0**	**172**	**47**	**10**	<4.0	**343 J**	**145 J**	<40	<40	<40	--	--	--
PSG-01-99	PSG-01-99-13.5	09/23/2022	13.5	**120**	<100	<20	**310**	<100	<20	<100 UJ	**510**	**140**	--	--	--	--	--	<100
PSG-01-100	PSG-01-100-13.5	01/31/2022	13.5	<4.0	<4.0	<4.0	<4.0	<4.0	<4.0	<4.0	<4.0 UJ	<4.0	<40	<40	<40	--	--	--
PSG-01-100	PSG-01-100-13.5	05/12/2022	13.5	<4.0	<4.0	<4.0	<4.0	<4.0	<4.0	<4.0	**6.0 J**	<4.0 UJ	<40	<40	<40	--	--	--
PSG-01-100	PSG-01-100-13.5	09/23/2022	13.5	<100	<100	<20	<100	<100	<20	<100	<20	<10	--	--	--	--	--	<100
PSG-01-101	PSG-01-101-5	01/31/2022	5.0	<4.0	<4.0	<4.0	<4.0	<4.0	<4.0	<4.0	<4.0 UJ	<4.0	<40	<40	<40	--	--	--
PSG-01-101	PSG-01-101-5	05/12/2022	5.0	<4.0	<4.0	<4.0	<4.0	<4.0	<4.0	<4.0	**7.0 J**	<4.0 UJ	<40	<40	<40	--	--	--
PSG-01-101	PSG-01-101-5	09/23/2022	5.0	<100	<100	<20	<100	<100	<20	<100	<20	<10	--	--	--	--	--	<100
PSG-01-101	PSG-01-101-13.5	01/31/2022	13.5	<4.0	<4.0	<4.0	<4.0	<4.0	<4.0	<4.0	<4.0 UJ	<4.0	<40	<40	<40	--	--	--
PSG-01-101	PSG-01-101-13.5	05/12/2022	13.5	<4.0	<4.0	<4.0	<4.0	<4.0	<4.0	<4.0	<4.0 UJ	<4.0 UJ	<40	<40	<40	--	--	--
PSG-01-101	PSG-01-101-13.5 REP	05/12/2022	13.5	<4.0	<4.0	<4.0	<4.0	<4.0	<4.0	<4.0	**5.0 J**	<4.0 UJ	<40	<40	<40	--	--	--
PSG-01-101	PSG-01-101-13.5	09/23/2022	13.5	<100 UJ	<100 UJ	<20 UJ	<100 UJ	<100 UJ	<20	<100 UJ	<20 UJ	<10 UJ	--	--	--	--	--	<100
PSG-01-112	PSG-01-112-5	01/31/2022	5.0	<4.0	<4.0	<4.0	<4.0	<4.0	<4.0	<4.0	<4.0 UJ	<4.0 UJ	<40	<40	<40	--	--	--
PSG-01-112	PSG-01-112-5	09/26/2022	5.0	<100	<100	<20	<100	<100	<20	<100	<20	<10	--	--	--	--	--	<100
PSG-01-112	PSG-01-112-11.5	01/31/2022	11.5	<4.0	<4.0	<4.0	<4.0	<4.0	<4.0	<4.0	<4.0 UJ	<4.0 UJ	<40	<40	<40	--	--	--
PSG-01-112	PSG-01-112-11.5	05/12/2022	11.5	<4.0	<4.0	<4.0	<4.0	<4.0	<4.0	<4.0	**9.0 J**	<4.0 UJ	<40	<40	<40	--	--	--

TABLE A-5

HISTORICAL PERIMETER SOIL GAS SAMPLING RESULTS
Former Ford Aeronutronic Facility
Newport Beach, California

Sampling Location	Sample ID	Date Sampled [2]	Depth of Sample (feet bgs)	Volatile Organic Compounds [1] (µg/m³)									Leak Detection Compounds [1]					
				1,1-DCE	1,1-DCA	1,2-DCA	cis-1,2-DCE	trans-1,2-DCE	PCE	1,1,1-TCA	TCE	Vinyl Chloride	Heptane (µg/m³)	Hexane (µg/m³)	Pentane (µg/m³)	Helium (ppmv)	TFA (µg/m³)	DFA (µg/m³)
PSG-10-1	PSG-10-1-5	03/04/2019	5.0	<8.0	<8.0	<8.0	<8.0	<8.0	**21**	**6.0 J**	**541**	<8.0	<80	<80	<80	--	--	--
PSG-10-1	PSG-10-1-5	07/16/2019	5.0	<8.0	<8.0	<8.0	<8.0	<8.0	**13**	<8.0	**147**	<8.0	<80	<80	<80	--	--	--
PSG-10-1	PSG-10-1-5	01/28/2020	5.0	<8.0	<8.0	<8.0	<8.0	<8.0	<8.0	<8.0	**21**	<8.0	<80	<80	<80	--	--	--
PSG-10-1	PSG-10-1-5	05/18/2020	5.0	<8.0	<8.0	<8.0	<8.0	<8.0	<8.0	<8.0	**15**	<8.0	<80	<80	<80	--	--	--
PSG-10-1	PSG-10-1-5	08/25/2020	5.0	<8.0	<8.0	<8.0	<8.0	<8.0	**11**	<8.0	**38**	<8.0	<80	<80	<80	--	--	--
PSG-10-1	PSG-10-1-5	01/12/2021	5.0	<8.0	<8.0	<8.0	<8.0	<8.0	<8.0	<8.0	**30**	<8.0	<80	<80	<80	--	--	--
PSG-10-1	PSG-10-1-5	05/28/2021	5.0	<8.0	<8.0	<8.0	<8.0	<8.0	**4.0 J**	<8.0	**75**	<8.0	<80	<80	<80	--	--	--
PSG-10-1	PSG-10-1-5	09/10/2021	5.0	<8.0	<8.0	<8.0	<8.0	<8.0	**11**	<8.0	**87**	<8.0	<80	<80	<80	--	--	--
PSG-10-1	PSG-10-1-5 REP	09/10/2021	5.0	<8.0	<8.0	<8.0	<8.0	<8.0	**11**	<8.0	**98**	<8.0	<80	<80	<80	--	--	--
PSG-10-1	PSG-10-1-5	01/07/2022	5.0	<4.0	<4.0	<4.0	<4.0	<4.0	**9.0**	<4.0	**93**	<4.0 UJ	<40	<40	<40	--	--	--
PSG-10-1	PSG-10-1-5	05/02/2022	5.0	<4.0	<4.0	<4.0	<4.0	<4.0	**18 J+**	<4.0	**91**	<4.0 UJ	<40	<40	<40	--	--	--
PSG-10-1	PSG-10-1-15	03/04/2019	15.0	**13**	<8.0	<8.0	<8.0	<8.0	**62**	<8.0	**2,170**	<8.0	<80	<80	<80	--	--	--
PSG-10-1	PSG-10-1-15	07/16/2019	15.0	**15**	<8.0	<8.0	<8.0	<8.0	**40**	<8.0	**1,530**	<8.0	<80	<80	<80	--	--	--
PSG-10-1	PSG-10-1-15 REP	07/16/2019	15.0	**10**	<8.0	<8.0	<8.0	<8.0	**36**	<8.0	**1,410**	<8.0	<80	<80	<80	--	--	--
PSG-10-1	PSG-10-1-15	01/28/2020	15.0	**5.0 J**	<8.0	<8.0	<8.0	<8.0	**19**	<8.0	**653**	<8.0	<80	<80	<80	--	--	--
PSG-10-1	PSG-10-1-15	05/18/2020	15.0	<8.0	<8.0	<8.0	<8.0	<8.0	**34**	<8.0	**912**	<8.0	<80	<80	<80	--	--	--
PSG-10-1	PSG-10-1-15	08/25/2020	15.0	<8.0	<8.0	<8.0	<8.0	<8.0	**44**	<8.0	**1,260**	<8.0	<80	<80	<80	--	--	--
PSG-10-1	PSG-10-1-15	01/12/2021	15.0	<8.0	<8.0	<8.0	<8.0	<8.0	**42**	<8.0	**1,350**	<8.0	<80	<80	<80	--	--	--
PSG-10-1	PSG-10-1-15	05/28/2021	15.0	<8.0	<8.0	<8.0	<8.0	<8.0	**37**	<8.0	**1,270**	<8.0	<80	<80	<80	--	--	--
PSG-10-1	PSG-10-1-15	09/10/2021	15.0	<8.0	<8.0	<8.0	<8.0	<8.0	**51**	**5.0 J**	**1,740**	<8.0	<80	<80	<80	--	--	--
PSG-10-1	PSG-10-1-15	01/07/2022	15.0	<4.0	<4.0	<4.0	<4.0	<4.0	**48**	**5.0**	**1,670**	<4.0 UJ	<40	<40	<40	--	--	--
PSG-10-1	PSG-10-1-15	05/02/2022	15.0	<4.0	<4.0	<4.0	<4.0	<4.0	**66 J+**	**5.0**	**1,540**	<4.0 UJ	<40	<40	<40	--	--	--
PSG-10-1	PSG-10-1-15 REP	05/02/2022	15.0	<4.0	<4.0	<4.0	<4.0	<4.0	**47 J+**	<4.0	**1,110**	<4.0 UJ	<40	<40	<40	--	--	--
PSG-10-2	PSG-10-2-5	03/04/2019	5.0	<8.0	<8.0	<8.0	<8.0	<8.0	<8.0	<8.0	**138**	<8.0	<80	<80	<80	--	--	--
PSG-10-2	PSG-10-2-5	07/16/2019	5.0	<8.0	<8.0	<8.0	<8.0	<8.0	**14**	<8.0	**84**	<8.0	<80	<80	<80	--	--	--
PSG-10-2	PSG-10-2-5	01/28/2020	5.0	<8.0	<8.0	<8.0	<8.0	<8.0	<8.0	<8.0	**59**	<8.0	<80	<80	<80	--	--	--
PSG-10-2	PSG-10-2-5	05/18/2020	5.0	<8.0	<8.0	<8.0	<8.0	<8.0	**12**	<8.0	**89**	<8.0	<80	<80	<80	--	--	--
PSG-10-2	PSG-10-2-5	08/25/2020	5.0	<8.0	<8.0	<8.0	<8.0	<8.0	**17**	<8.0	**159**	<8.0	<80	<80	<80	--	--	--
PSG-10-2	PSG-10-2-5	01/12/2021	5.0	<8.0	<8.0	<8.0	<8.0	<8.0	<8.0	<8.0	**96**	<8.0	<80	<80	<80	--	--	--
PSG-10-2	PSG-10-2-5	05/28/2021	5.0	<8.0	<8.0	<8.0	<8.0	<8.0	**11**	<8.0	**213**	<8.0	<80	<80	<80	--	--	--
PSG-10-2	PSG-10-2-5	09/10/2021	5.0	<8.0	<8.0	<8.0	<8.0	<8.0	**20**	**2.0 J**	**293**	<8.0	<80	<80	<80	--	--	--
PSG-10-2	PSG-10-2-5	01/07/2022	5.0	<4.0	<4.0	<4.0	<4.0	<4.0	**9.0**	<4.0	**212**	<4.0 UJ	<40	<40	<40	--	--	--
PSG-10-2	PSG-10-2-5	05/02/2022	5.0	<4.0	<4.0	<4.0	<4.0	<4.0	**22 J+**	<4.0	**232**	<4.0 UJ	<40	<40	<40	--	--	--
PSG-10-2	PSG-10-2-5	08/15/2022	5.0	<100 UJ	<100	<20	<100	<100 UJ	<20 UJ	<100	**290 J+**	<10	--	--	--	--	--	<100
PSG-10-2	PSG-10-2-15	03/04/2019	15.0	**5.0 J**	<8.0	<8.0	<8.0	<8.0	**74**	**14**	**2,970**	<8.0	<80	<80	<80	--	--	--
PSG-10-2	PSG-10-2-15	07/16/2019	15.0	**5.0 J**	<8.0	<8.0	<8.0	<8.0	**47**	<8.0	**1,870**	<8.0	<80	<80	<80	--	--	--
PSG-10-2	PSG-10-2-15	01/28/2020	15.0	<8.0	<8.0	<8.0	<8.0	<8.0	**47**	**9.0**	**2,140**	<8.0	<80	<80	<80	--	--	--
PSG-10-2	PSG-10-2-15 REP	01/28/2020	15.0	<8.0	<8.0	<8.0	<8.0	<8.0	**57**	**12**	**2,700**	<8.0	<80	<80	<80	--	--	--
PSG-10-2	PSG-10-2-15	05/18/2020	15.0	<8.0	<8.0	<8.0	<8.0	<8.0	**60**	<8.0	**2,080**	<8.0	<80	<80	<80	--	--	--
PSG-10-2	PSG-10-2-15 REP	05/18/2020	15.0	<8.0	<8.0	<8.0	<8.0	<8.0	**57**	<8.0	**2,140**	<8.0	<80	<80	<80	--	--	--
PSG-10-2	PSG-10-2-15	08/25/2020	15.0	<8.0	<8.0	<8.0	<8.0	<8.0	**72**	<8.0	**2,560**	<8.0	<80	<80	<80	--	--	--
PSG-10-2	PSG-10-2-15	01/12/2021	15.0	<8.0	<8.0	<8.0	<8.0	<8.0	**56**	<8.0	**2,260**	<8.0	<80	<80	<80	--	--	--
PSG-10-2	PSG-10-2-15 REP	01/12/2021	15.0	<8.0	<8.0	<8.0	<8.0	<8.0	**53**	<8.0	**2,170**	<8.0	<80	<80	<80	--	--	--
PSG-10-2	PSG-10-2-15	05/28/2021	15.0	<8.0	<8.0	<8.0	<8.0	<8.0	**54**	<8.0	**2,120**	<8.0	<80	<80	<80	--	--	--
PSG-10-2	PSG-10-2-15	09/10/2021	15.0	<8.0	<8.0	<8.0	<8.0	<8.0	**78**	**7.0 J**	**3,060**	<8.0	<80	<80	<80	--	--	--
PSG-10-2	PSG-10-2-15	01/07/2022	15.0	<4.0	<4.0	<4.0	<4.0	<4.0	**51**	**6.0**	**2,240**	<4.0 UJ	<40	<40	<40	--	--	--
PSG-10-2	PSG-10-2-15	05/02/2022	15.0	<4.0	<4.0	<4.0	<4.0	<4.0	**63 J+**	**5.0**	**1,910**	<4.0 UJ	<40	<40	<40	--	--	--
PSG-10-2	PSG-10-2-15	08/15/2022	15.0	<100 UJ	<100	<20	<100	<100 UJ	**31 J**	<100	**1,600 J+**	<10	--	--	--	--	--	<100
PSG-10-3	PSG-10-3-5	03/04/2019	5.0	<8.0	<8.0	<8.0	<8.0	<8.0	**29**	**6.0 J**	**1,260**	<8.0	<80	<80	<80	--	--	--
PSG-10-3	PSG-10-3-5 REP	03/04/2019	5.0	<8.0	<8.0	<8.0	<8.0	<8.0	**28**	**5.0 J**	**1,360**	<8.0	<80	<80	<80	--	--	--

TABLE A-5

HISTORICAL PERIMETER SOIL GAS SAMPLING RESULTS
Former Ford Aeronutronic Facility
Newport Beach, California

Sampling Location	Sample ID	Date Sampled [2]	Depth of Sample (feet bgs)	Volatile Organic Compounds [1] (µg/m³)									Leak Detection Compounds [1]					
				1,1-DCE	1,1-DCA	1,2-DCA	cis-1,2-DCE	trans-1,2-DCE	PCE	1,1,1-TCA	TCE	Vinyl Chloride	Heptane (µg/m³)	Hexane (µg/m³)	Pentane (µg/m³)	Helium (ppmv)	TFA (µg/m³)	DFA (µg/m³)
PSG-10-3	PSG-10-3-5	07/16/2019	5.0	<8.0	<8.0	<8.0	<8.0	<8.0	**48**	<8.0	**1,390**	<8.0	<80	<80	<80	--	--	--
PSG-10-3	PSG-10-3-5	01/28/2020	5.0	<8.0	<8.0	<8.0	<8.0	<8.0	**11**	<8.0	**272**	<8.0	<80	<80	<80	--	--	--
PSG-10-3	PSG-10-3-5	05/18/2020	5.0	<8.0	<8.0	<8.0	<8.0	<8.0	**24**	<8.0	**401**	<8.0	<80	<80	<80	--	--	--
PSG-10-3	PSG-10-3-5	08/25/2020	5.0	<8.0	<8.0	<8.0	<8.0	<8.0	**34**	<8.0	**533**	<8.0	<80	<80	<80	--	--	--
PSG-10-3	PSG-10-3-5	01/12/2021	5.0	<8.0	<8.0	<8.0	<8.0	<8.0	**10**	<8.0	**334**	<8.0	<80	<80	<80	--	--	--
PSG-10-3	PSG-10-3-5	05/28/2021	5.0	<8.0	<8.0	<8.0	<8.0	<8.0	**22**	<8.0	**544**	<8.0	<80	<80	<80	--	--	--
PSG-10-3	PSG-10-3-5	09/10/2021	5.0	<8.0	<8.0	<8.0	<8.0	<8.0	**27**	<8.0	**706**	<8.0	<80	<80	<80	--	--	--
PSG-10-3	PSG-10-3-5	01/07/2022	5.0	<4.0	<4.0	<4.0	<4.0	<4.0	**21**	<4.0	**687**	<4.0 UJ	<40	<40	<40	--	--	--
PSG-10-3	PSG-10-3-5	05/02/2022	5.0	<4.0	<4.0	<4.0	<4.0	<4.0	**32 J+**	<4.0	**552**	<4.0 UJ	<40	<40	<40	--	--	--
PSG-10-3	PSG-10-3-15	03/04/2019	15.0	<8.0	<8.0	<8.0	<8.0	<8.0	**129**	**11**	**6,080**	<8.0	<80	<80	<80	--	--	--
PSG-10-3	PSG-10-3-15	07/16/2019	15.0	<8.0	<8.0	<8.0	<8.0	<8.0	**79**	<8.0	**3,810**	<8.0	<80	<80	<80	--	--	--
PSG-10-3	PSG-10-3-15	01/28/2020	15.0	<8.0	<8.0	<8.0	<8.0	<8.0	**85**	**5.0 J**	**4,420**	<8.0	<80	<80	<80	--	--	--
PSG-10-3	PSG-10-3-15	05/18/2020	15.0	<8.0	<8.0	<8.0	<8.0	<8.0	**79**	<8.0	**3,570**	<8.0	<80	<80	<80	--	--	--
PSG-10-3	PSG-10-3-15	08/25/2020	15.0	<8.0	<8.0	<8.0	<8.0	<8.0	**97**	<8.0	**4,280**	<8.0	<80	<80	<80	--	--	--
PSG-10-3	PSG-10-3-15	01/12/2021	15.0	<8.0	<8.0	<8.0	<8.0	<8.0	**72**	<8.0	**3,320**	<8.0	<80	<80	<80	--	--	--
PSG-10-3	PSG-10-3-15	05/28/2021	15.0	<8.0	<8.0	<8.0	<8.0	<8.0	**69**	<8.0	**3,420**	<8.0	<80	<80	<80	--	--	--
PSG-10-3	PSG-10-3-15	09/10/2021	15.0	<8.0	<8.0	<8.0	<8.0	<8.0	**83**	<8.0	**4,020**	<8.0	<80	<80	<80	--	--	--
PSG-10-3	PSG-10-3-15	01/07/2022	15.0	<4.0	<4.0	<4.0	<4.0	<4.0	**74**	<4.0	**3,900**	<4.0 UJ	<40	<40	<40	--	--	--
PSG-10-3	PSG-10-3-15	05/02/2022	15.0	<4.0	<4.0	<4.0	<4.0	<4.0	**67 J+**	<4.0	**2,490**	<4.0 UJ	<40	<40	<40	--	--	--
PSG-10-4	PSG-10-4-5	03/04/2019	5.0	<8.0	<8.0	<8.0	<8.0	<8.0	**30**	<8.0	**1,540**	<8.0	<80	<80	<80	--	--	--
PSG-10-4	PSG-10-4-5	07/16/2019	5.0	<8.0	<8.0	<8.0	<8.0	<8.0	**45**	<8.0	**1,510**	<8.0	<80	<80	<80	--	--	--
PSG-10-4	PSG-10-4-5	01/28/2020	5.0	<8.0	<8.0	<8.0	<8.0	<8.0	**18**	<8.0	**1,010**	<8.0	<80	<80	<80	--	--	--
PSG-10-4	PSG-10-4-5	05/18/2020	5.0	<8.0	<8.0	<8.0	<8.0	<8.0	**34**	<8.0	**1,170**	**11**	<80	<80	<80	--	--	--
PSG-10-4	PSG-10-4-5	08/25/2020	5.0	<8.0	<8.0	<8.0	<8.0	<8.0	**43**	<8.0	**1,240**	<8.0	<80	<80	<80	--	--	--
PSG-10-4	PSG-10-4-5	01/12/2021	5.0	<8.0	<8.0	<8.0	<8.0	<8.0	**15**	<8.0	**653**	<8.0	<80	<80	<80	--	--	--
PSG-10-4	PSG-10-4-5	05/28/2021	5.0	<8.0	<8.0	<8.0	<8.0	<8.0	**37**	<8.0	**1,230**	<8.0	<80	<80	<80	--	--	--
PSG-10-4	PSG-10-4-5	09/10/2021	5.0	<8.0	<8.0	<8.0	<8.0	<8.0	**31**	<8.0	**841**	<8.0	<80	<80	<80	--	--	--
PSG-10-4	PSG-10-4-5	01/07/2022	5.0	<4.0	<4.0	<4.0	<4.0	<4.0	**22**	<4.0	**827**	<4.0 UJ	<40	<40	<40	--	--	--
PSG-10-4	PSG-10-4-5	05/02/2022	5.0	<4.0	<4.0	<4.0	<4.0	<4.0	**28 J+**	<4.0	**580**	<4.0 UJ	<40	<40	<40	--	--	--
PSG-10-4	PSG-10-4-5	08/15/2022	5.0	<100 UJ	<100	<20	<100	<100 UJ	<20 UJ	<100	**560 J+**	<10	--	--	--	--	--	<100
PSG-10-4	PSG-10-4-15	03/04/2019	15.0	**7.0 J**	<8.0	<8.0	<8.0	<8.0	**103**	<8.0	**6,110**	<8.0	<80	<80	<80	--	--	--
PSG-10-4	PSG-10-4-15	07/16/2019	15.0	<8.0	<8.0	**7.0 J**	<8.0	<8.0	**85**	<8.0	**5,000**	<8.0	<80	<80	<80	--	--	--
PSG-10-4	PSG-10-4-15	01/28/2020	15.0	**7.0 J**	<8.0	<8.0	<8.0	<8.0	**98**	<8.0	**6,170**	<8.0	<80	<80	<80	--	--	--
PSG-10-4	PSG-10-4-15	05/18/2020	15.0	<8.0	<8.0	<8.0	<8.0	<8.0	**84**	<8.0	**4,370**	<8.0	<80	<80	<80	--	--	--
PSG-10-4	PSG-10-4-15	08/25/2020	15.0	<8.0	<8.0	<8.0	<8.0	<8.0	**104**	<8.0	**5,340**	<8.0	<80	<80	<80	--	--	--
PSG-10-4	PSG-10-4-15 REP	08/25/2020	15.0	<8.0	<8.0	<8.0	<8.0	<8.0	**106**	<8.0	**5,400**	<8.0	<80	<80	<80	--	--	--
PSG-10-4	PSG-10-4-15	01/12/2021	15.0	<8.0	<8.0	<8.0	<8.0	<8.0	**77**	<8.0	**4,090**	<8.0	<80	<80	<80	--	--	--
PSG-10-4	PSG-10-4-15	05/28/2021	15.0	<8.0	<8.0	<8.0	<8.0	<8.0	**84**	<8.0	**5,540**	<8.0	<80	<80	<80	--	--	--
PSG-10-4	PSG-10-4-15 REP	05/28/2021	15.0	<8.0	<8.0	<8.0	<8.0	<8.0	**67**	<8.0	**4,490**	<8.0	<80	<80	<80	--	--	--
PSG-10-4	PSG-10-4-15	09/10/2021	15.0	<8.0	<8.0	<8.0	<8.0	<8.0	**87**	<8.0	**4,830**	<8.0	<80	<80	<80	--	--	--
PSG-10-4	PSG-10-4-15 REP	09/10/2021	15.0	<8.0	<8.0	<8.0	<8.0	<8.0	**112**	**1.0 J**	**6,350**	<8.0	<80	<80	<80	--	--	--
PSG-10-4	PSG-10-4-15	01/07/2022	15.0	<4.0	<4.0	<4.0	<4.0	<4.0	**82**	<4.0	**5,050**	<4.0 UJ	<40	<40	<40	--	--	--
PSG-10-4	PSG-10-4-15 REP	01/07/2022	15.0	<4.0	<4.0	<4.0	<4.0	<4.0	**89**	<4.0	**5,470**	<4.0 UJ	<40	<40	<40	--	--	--
PSG-10-4	PSG-10-4-15	05/02/2022	15.0	<4.0	<4.0	<4.0	<4.0	<4.0	**83 J+**	<4.0	**3,740**	<4.0 UJ	<40	<40	<40	--	--	--
PSG-10-4	PSG-10-4-15 REP	05/02/2022	15.0	<4.0	<4.0	<4.0	<4.0	<4.0	**83 J+**	<4.0	**3,710**	<4.0 UJ	<40	<40	<40	--	--	--
PSG-10-4	PSG-10-4-15	08/15/2022	15.0	<100 UJ	<100	<20	<100	<100 UJ	**36 J**	<100	**3,300 J+**	<10	--	--	--	--	--	<100
PSG-10-5	PSG-10-5-5	03/04/2019	5.0	<8.0	<8.0	<8.0	<8.0	<8.0	**75**	<8.0	**4,310**	<8.0	<80	<80	<80	--	--	--
PSG-10-5	PSG-10-5-5	07/16/2019	5.0	<8.0	<8.0	<8.0	<8.0	<8.0	**89**	<8.0	**3,870**	<8.0	<80	<80	<80	--	--	--
PSG-10-5	PSG-10-5-5	01/28/2020	5.0	<8.0	<8.0	<8.0	<8.0	<8.0	**62**	<8.0	**3,170**	<8.0	<80	<80	<80	--	--	--
PSG-10-5	PSG-10-5-5	05/18/2020	5.0	<8.0	<8.0	<8.0	<8.0	<8.0	**89**	<8.0	**3,770**	<8.0	<80	<80	<80	--	--	--

TABLE A-5

HISTORICAL PERIMETER SOIL GAS SAMPLING RESULTS
Former Ford Aeronutronic Facility
Newport Beach, California

Sampling Location	Sample ID	Date Sampled [2]	Depth of Sample (feet bgs)	Volatile Organic Compounds [1] (µg/m³)									Leak Detection Compounds [1]					
				1,1-DCE	1,1-DCA	1,2-DCA	cis-1,2-DCE	trans-1,2-DCE	PCE	1,1,1-TCA	TCE	Vinyl Chloride	Heptane (µg/m³)	Hexane (µg/m³)	Pentane (µg/m³)	Helium (ppmv)	TFA (µg/m³)	DFA (µg/m³)
PSG-10-5	PSG-10-5-5	08/25/2020	5.0	<8.0	<8.0	<8.0	<8.0	<8.0	**105**	<8.0	**3,690**	<8.0	<80	<80	<80	--	--	--
PSG-10-5	PSG-10-5-5	01/12/2021	5.0	<8.0	<8.0	<8.0	<8.0	<8.0	**46**	<8.0	**2,060**	<8.0	<80	<80	<80	--	--	--
PSG-10-5	PSG-10-5-5	05/28/2021	5.0	<8.0	<8.0	<8.0	<8.0	<8.0	**72**	<8.0	**3,020**	<8.0	<80	<80	<80	--	--	--
PSG-10-5	PSG-10-5-5	09/10/2021	5.0	<8.0	<8.0	<8.0	<8.0	<8.0	**80**	<8.0	**3,140**	<8.0	<80	<80	<80	--	--	--
PSG-10-5	PSG-10-5-5	01/07/2022	5.0	<4.0	<4.0	<4.0	<4.0	<4.0	**47**	<4.0	**2,180**	<4.0 UJ	<40	<40	<40	--	--	--
PSG-10-5	PSG-10-5-5	05/02/2022	5.0	<4.0	<4.0	<4.0	<4.0	<4.0	**70 J+**	<4.0	**2,270**	<4.0 UJ	<40	<40	<40	--	--	--
PSG-10-5	PSG-10-5-15	03/04/2019	15.0	**5.0 J**	<8.0	<8.0	<8.0	<8.0	**186**	<8.0	**10,900**	<8.0	<80	<80	<80	--	--	--
PSG-10-5	PSG-10-5-15	07/16/2019	15.0	**8.0**	<8.0	<8.0	<8.0	<8.0	**131**	<8.0	**8,520**	<8.0	<80	<80	<80	--	--	--
PSG-10-5	PSG-10-5-15	01/28/2020	15.0	<8.0	<8.0	<8.0	<8.0	<8.0	**128**	<8.0	**8,420**	<8.0	<80	<80	<80	--	--	--
PSG-10-5	PSG-10-5-15	05/18/2020	15.0	<8.0	<8.0	<8.0	<8.0	<8.0	**135**	<8.0	**7,590**	<8.0	<80	<80	<80	--	--	--
PSG-10-5	PSG-10-5-15	08/25/2020	15.0	<8.0	<8.0	<8.0	<8.0	<8.0	**172**	<8.0	**8,200**	<8.0	<80	<80	<80	--	--	--
PSG-10-5	PSG-10-5-15	01/12/2021	15.0	<8.0	<8.0	<8.0	<8.0	<8.0	**121**	<8.0	**6,370**	<8.0	<80	<80	<80	--	--	--
PSG-10-5	PSG-10-5-15	05/28/2021	15.0	<8.0	<8.0	<8.0	<8.0	<8.0	**116**	<8.0	**6,970**	<8.0	<80	<80	<80	--	--	--
PSG-10-5	PSG-10-5-15	09/10/2021	15.0	<8.0	<8.0	<8.0	<8.0	<8.0	**142**	<8.0	**7,230**	<8.0	<80	<80	<80	--	--	--
PSG-10-5	PSG-10-5-15	01/07/2022	15.0	<4.0	<4.0	<4.0	<4.0	<4.0	**135**	<4.0	**7,210**	<4.0 UJ	<40	<40	<40	--	--	--
PSG-10-5	PSG-10-5-15	05/02/2022	15.0	<4.0	<4.0	<4.0	<4.0	<4.0	**121 J+**	<4.0	**5,050**	<4.0 UJ	<40	<40	<40	--	--	--
PSG-10-6	PSG-10-6-5	03/04/2019	5.0	<8.0	<8.0	<8.0	<8.0	<8.0	**83**	<8.0	**3,700**	<8.0	<80	<80	<80	--	--	--
PSG-10-6	PSG-10-6-5	07/16/2019	5.0	<8.0	<8.0	<8.0	<8.0	<8.0	**94**	<8.0	**3,290**	<8.0	<80	<80	<80	--	--	--
PSG-10-6	PSG-10-6-5	01/28/2020	5.0	<8.0	<8.0	<8.0	<8.0	<8.0	**53**	<8.0	**2,150**	<8.0	<80	<80	<80	--	--	--
PSG-10-6	PSG-10-6-5	05/18/2020	5.0	<8.0	<8.0	<8.0	<8.0	<8.0	**85**	<8.0	**2,830**	<8.0	<80	<80	<80	--	--	--
PSG-10-6	PSG-10-6-5	08/25/2020	5.0	<8.0	<8.0	<8.0	<8.0	<8.0	**107**	<8.0	**2,860**	<8.0	<80	<80	<80	--	--	--
PSG-10-6	PSG-10-6-5	01/12/2021	5.0	<8.0	<8.0	<8.0	<8.0	<8.0	**39**	<8.0	**1,350**	<8.0	<80	<80	<80	--	--	--
PSG-10-6	PSG-10-6-5	05/28/2021	5.0	<8.0	<8.0	<8.0	<8.0	<8.0	**69**	<8.0	**2,410**	<8.0	<80	<80	<80	--	--	--
PSG-10-6	PSG-10-6-5	09/10/2021	5.0	<8.0	<8.0	<8.0	<8.0	<8.0	**78**	<8.0	**2,240**	<8.0	<80	<80	<80	--	--	--
PSG-10-6	PSG-10-6-5	01/07/2022	5.0	<4.0	<4.0	<4.0	<4.0	<4.0	**50**	<4.0	**1,770**	<4.0 UJ	<40	<40	<40	--	--	--
PSG-10-6	PSG-10-6-5	05/02/2022	5.0	<4.0	<4.0	<4.0	<4.0	<4.0	**81 J+**	<4.0	**2,040**	<4.0 UJ	<40	<40	<40	--	--	--
PSG-10-6	PSG-10-6-5	08/15/2022	5.0	<100 UJ	<100	<20	<100	<100 UJ	**39 J**	<100	**1,400 J+**	<10	--	--	--	--	--	<100
PSG-10-6	PSG-10-6-15	03/04/2019	15.0	<8.0	<8.0	<8.0	<8.0	<8.0	**217**	<8.0	**10,200**	<8.0	<80	<80	<80	--	--	--
PSG-10-6	PSG-10-6-15	07/16/2019	15.0	<8.0	<8.0	<8.0	<8.0	<8.0	**186**	<8.0	**9,030**	<8.0	<80	<80	<80	--	--	--
PSG-10-6	PSG-10-6-15	01/28/2020	15.0	<8.0	<8.0	<8.0	<8.0	<8.0	**192**	<8.0	**9,000**	<8.0	<80	<80	<80	--	--	--
PSG-10-6	PSG-10-6-15 REP	01/28/2020	15.0	<8.0	<8.0	<8.0	<8.0	<8.0	**185**	<8.0	**8,720**	<8.0	<80	<80	<80	--	--	--
PSG-10-6	PSG-10-6-15	05/18/2020	15.0	<8.0	<8.0	<8.0	<8.0	<8.0	**172**	<8.0	**7,320**	**9.0**	<80	<80	<80	--	--	--
PSG-10-6	PSG-10-6-15 REP	05/18/2020	15.0	<8.0	<8.0	<8.0	<8.0	<8.0	**175**	<8.0	**7,630**	**12**	<80	<80	<80	--	--	--
PSG-10-6	PSG-10-6-15	08/25/2020	15.0	<8.0	<8.0	<8.0	<8.0	<8.0	**219**	<8.0	**8,560**	<8.0	<80	<80	<80	--	--	--
PSG-10-6	PSG-10-6-15	01/12/2021	15.0	<8.0	<8.0	<8.0	<8.0	<8.0	**154**	<8.0	**6,140**	<8.0	<80	<80	<80	--	--	--
PSG-10-6	PSG-10-6-15 REP	01/12/2021	15.0	<8.0	<8.0	<8.0	<8.0	<8.0	**156**	<8.0	**6,260**	<8.0	<80	<80	<80	--	--	--
PSG-10-6	PSG-10-6-15	05/28/2021	15.0	<8.0	<8.0	<8.0	<8.0	<8.0	**170**	<8.0	**8,120**	<8.0	<80	<80	<80	--	--	--
PSG-10-6	PSG-10-6-15	09/10/2021	15.0	<8.0	<8.0	<8.0	<8.0	<8.0	**176**	<8.0	**7,480**	<8.0	<80	<80	<80	--	--	--
PSG-10-6	PSG-10-6-15	01/07/2022	15.0	<4.0	<4.0	<4.0	<4.0	<4.0	**173**	<4.0	**7,290**	<4.0 UJ	<40	<40	<40	--	--	--
PSG-10-6	PSG-10-6-15	05/02/2022	15.0	<4.0	<4.0	<4.0	<4.0	<4.0	**149 J+**	<4.0	**5,070**	<4.0 UJ	<40	<40	<40	--	--	--
PSG-10-6	PSG-10-6-15	08/15/2022	15.0	<100 UJ	<100	<20	<100	<100 UJ	**100 J**	<100	**5,000 J+**	<10	--	--	--	--	--	<100
PSG-10-6	PSG-10-6-15 REP	08/15/2022	15.0	<100 UJ	<100	<20	<100	<100 UJ	**66 J**	<100	**4,200 J+**	<10	--	--	--	--	--	<100
PSG-10-7	PSG-10-7-5	03/04/2019	5.0	<8.0	<8.0	<8.0	<8.0	<8.0	**102**	<8.0	**5,680**	<8.0	<80	<80	<80	--	--	--
PSG-10-7	PSG-10-7-5	07/16/2019	5.0	<8.0	<8.0	<8.0	<8.0	<8.0	**117**	<8.0	**6,380**	<8.0	<80	<80	<80	--	--	--
PSG-10-7	PSG-10-7-5	01/28/2020	5.0	<8.0	<8.0	<8.0	<8.0	<8.0	**79**	<8.0	**4,770**	<8.0	<80	<80	<80	--	--	--
PSG-10-7	PSG-10-7-5	05/18/2020	5.0	<8.0	<8.0	<8.0	<8.0	<8.0	**99**	<8.0	**5,010**	<8.0	<80	<80	<80	--	--	--
PSG-10-7	PSG-10-7-5	08/25/2020	5.0	<8.0	<8.0	<8.0	<8.0	<8.0	**126**	<8.0	**5,720**	<8.0	<80	<80	<80	--	--	--
PSG-10-7	PSG-10-7-5	01/12/2021	5.0	<8.0	<8.0	<8.0	<8.0	<8.0	**56**	<8.0	**2,970**	<8.0	<80	<80	<80	--	--	--
PSG-10-7	PSG-10-7-5	05/28/2021	5.0	<8.0	<8.0	<8.0	<8.0	<8.0	**79**	<8.0	**4,670**	<8.0	<80	<80	<80	--	--	--
PSG-10-7	PSG-10-7-5	09/10/2021	5.0	<8.0	<8.0	<8.0	<8.0	<8.0	**96**	<8.0	**4,630**	<8.0	<80	<80	<80	--	--	--

TABLE A-5

HISTORICAL PERIMETER SOIL GAS SAMPLING RESULTS
Former Ford Aeronutronic Facility
Newport Beach, California

Sampling Location	Sample ID	Date Sampled [2]	Depth of Sample (feet bgs)	Volatile Organic Compounds [1] (µg/m³)									Leak Detection Compounds [1]					
				1,1-DCE	1,1-DCA	1,2-DCA	cis-1,2-DCE	trans-1,2-DCE	PCE	1,1,1-TCA	TCE	Vinyl Chloride	Heptane (µg/m³)	Hexane (µg/m³)	Pentane (µg/m³)	Helium (ppmv)	TFA (µg/m³)	DFA (µg/m³)
PSG-10-7	PSG-10-7-5	01/07/2022	5.0	<4.0	<4.0	<4.0	<4.0	<4.0	**55**	<4.0	**2,840**	<4.0 UJ	<40	<40	<40	--	--	--
PSG-10-7	PSG-10-7-5	05/02/2022	5.0	<4.0	<4.0	<4.0	<4.0	<4.0	**71 J+**	<4.0	**2,760**	<4.0 UJ	<40	<40	<40	--	--	--
PSG-10-7	PSG-10-7-5	08/15/2022	5.0	<100 UJ	<100	<20	<100	<100 UJ	**23 J**	<100	**1,700 J+**	<10	--	--	--	--	--	<100
PSG-10-7	PSG-10-7-15	03/04/2019	15.0	**13**	<8.0	<8.0	<8.0	<8.0	**248**	<8.0	**15,600**	<8.0	<80	<80	<80	--	--	--
PSG-10-7	PSG-10-7-15	07/16/2019	15.0	**15**	<8.0	<8.0	<8.0	<8.0	**213**	<8.0	**14,500**	<8.0	<80	<80	<80	--	--	--
PSG-10-7	PSG-10-7-15 REP	07/16/2019	15.0	**15**	<8.0	<8.0	<8.0	<8.0	**213**	<8.0	**14,700**	<8.0	<80	<80	<80	--	--	--
PSG-10-7	PSG-10-7-15	01/28/2020	15.0	**13**	<8.0	<8.0	<8.0	<8.0	**211**	<8.0	**14,100**	<8.0	<80	<80	<80	--	--	--
PSG-10-7	PSG-10-7-15	05/18/2020	15.0	<8.0	<8.0	<8.0	**3.0 J**	<8.0	**217**	<8.0	**13,800**	**9.0**	<80	<80	<80	--	--	--
PSG-10-7	PSG-10-7-15	08/25/2020	15.0	<8.0	<8.0	<8.0	<8.0	<8.0	**253**	<8.0	**14,200**	<8.0	<80	<80	<80	--	--	--
PSG-10-7	PSG-10-7-15 REP	08/25/2020	15.0	<8.0	<8.0	<8.0	<8.0	<8.0	**249**	<8.0	**14,200**	<8.0	<80	<80	<80	--	--	--
PSG-10-7	PSG-10-7-15	01/12/2021	15.0	<8.0	<8.0	<8.0	<8.0	<8.0	**180**	<8.0	**10,600**	<8.0	<80	<80	<80	--	--	--
PSG-10-7	PSG-10-7-15	05/28/2021	15.0	<8.0	<8.0	<8.0	<8.0	<8.0	**161**	<8.0	**12,000**	<8.0	<80	<80	<80	--	--	--
PSG-10-7	PSG-10-7-15	09/10/2021	15.0	**7.0 J**	<8.0	<8.0	<8.0	<8.0	**202**	<8.0	**12,300**	<8.0	<80	<80	<80	--	--	--
PSG-10-7	PSG-10-7-15	01/07/2022	15.0	**7.0**	<4.0	<4.0	<4.0	<4.0	**160**	<4.0	**9,730**	<4.0 UJ	<40	<40	<40	--	--	--
PSG-10-7	PSG-10-7-15	05/02/2022	15.0	**8.0**	<4.0	<4.0	<4.0	<4.0	**208 J+**	<4.0	**9,860**	<4.0 UJ	<40	<40	<40	--	--	--
PSG-10-7	PSG-10-7-15	08/15/2022	15.0	<100 UJ	<100	<20	<100	<100 UJ	**82 J**	<100	**7,500 J+**	<10	--	--	--	--	--	<100
PSG-10-8	PSG-10-8-5	03/04/2019	5.0	<8.0	<8.0	<8.0	<8.0	<8.0	**78**	<8.0	**3,890**	<8.0	<80	<80	<80	--	--	--
PSG-10-8	PSG-10-8-5	07/16/2019	5.0	<8.0	<8.0	<8.0	<8.0	<8.0	**77**	<8.0	**4,060**	<8.0	<80	<80	<80	--	--	--
PSG-10-8	PSG-10-8-5	01/28/2020	5.0	<8.0	<8.0	<8.0	<8.0	<8.0	**63**	<8.0	**3,590**	<8.0	<80	<80	<80	--	--	--
PSG-10-8	PSG-10-8-5	05/18/2020	5.0	<8.0	<8.0	<8.0	<8.0	<8.0	**70**	<8.0	**3,360**	<8.0	<80	<80	<80	--	--	--
PSG-10-8	PSG-10-8-5	08/25/2020	5.0	<8.0	<8.0	<8.0	<8.0	<8.0	**80**	<8.0	**3,720**	<8.0	<80	<80	<80	--	--	--
PSG-10-8	PSG-10-8-5	01/12/2021	5.0	<8.0	<8.0	<8.0	<8.0	<8.0	**38**	<8.0	**2,240**	<8.0	<80	<80	<80	--	--	--
PSG-10-8	PSG-10-8-5	06/01/2021	5.0	**2.0 J**	<8.0	<8.0	<8.0	<8.0	**58**	<8.0	**3,420**	<8.0	<80	<80	<80	--	--	--
PSG-10-8	PSG-10-8-5	09/10/2021	5.0	<8.0	<8.0	<8.0	<8.0	<8.0	**67**	<8.0	**3,550**	<8.0	<80	<80	<80	--	--	--
PSG-10-8	PSG-10-8-5	01/07/2022	5.0	<4.0	<4.0	<4.0	<4.0	<4.0	**48**	<4.0	**2,970**	<4.0 UJ	<40	<40	<40	--	--	--
PSG-10-8	PSG-10-8-5	05/03/2022	5.0	<4.0	<4.0	<4.0	<4.0	<4.0	**59 J+**	<4.0	**2,510 J+**	<4.0	<40	<40	<40	--	--	--
PSG-10-8	PSG-10-8-15	03/04/2019	15.0	**26**	<8.0	<8.0	<8.0	<8.0	**295**	<8.0	**21,300**	<8.0	<80	<80	<80	--	--	--
PSG-10-8	PSG-10-8-15	07/16/2019	15.0	**25**	<8.0	**10**	<8.0	<8.0	**244**	<8.0	**19,400**	<8.0	<80	<80	<80	--	--	--
PSG-10-8	PSG-10-8-15	01/28/2020	15.0	**20**	<8.0	**10**	<8.0	<8.0	**239**	<8.0	**18,600**	<8.0	<80	<80	<80	--	--	--
PSG-10-8	PSG-10-8-15	05/18/2020	15.0	**21**	<8.0	<8.0	<8.0	<8.0	**214**	<8.0	**16,000**	**8.0 J**	<80	<80	<80	--	--	--
PSG-10-8	PSG-10-8-15	08/25/2020	15.0	**18**	<8.0	<8.0	<8.0	<8.0	**272**	<8.0	**18,700**	<8.0	<80	<80	<80	--	--	--
PSG-10-8	PSG-10-8-15	01/12/2021	15.0	**10**	<8.0	<8.0	<8.0	<8.0	**205**	<8.0	**13,900**	<8.0	<80	<80	<80	--	--	--
PSG-10-8	PSG-10-8-15	06/01/2021	15.0	**14**	<8.0	**3.0 J**	<8.0	<8.0	**193**	<8.0	**18,000**	<8.0	<80	<80	<80	--	--	--
PSG-10-8	PSG-10-8-15	09/10/2021	15.0	**10**	<8.0	**4.0 J**	<8.0	<8.0	**210**	<8.0	**14,800**	<8.0	<80	<80	<80	--	--	--
PSG-10-8	PSG-10-8-15	01/07/2022	15.0	**10**	<4.0	<4.0	<4.0	<4.0	**174**	<4.0	**11,800**	<4.0 UJ	<40	<40	<40	--	--	--
PSG-10-8	PSG-10-8-15	05/03/2022	15.0	**9.0**	<4.0	<4.0	<4.0	<4.0	**181 J+**	<4.0	**9,680 J+**	<4.0	<40	<40	<40	--	--	--
PSG-10-8	PSG-10-8-15 REP	05/03/2022	15.0	**8.0**	<4.0	<4.0	<4.0	<4.0	**173 J+**	<4.0	**9,260 J+**	<4.0	<40	<40	<40	--	--	--
PSG-10-9	PSG-10-9-5	03/04/2019	5.0	<8.0	<8.0	<8.0	<8.0	<8.0	**96**	<8.0	**6,090**	<8.0	<80	<80	<80	--	--	--
PSG-10-9	PSG-10-9-5	07/17/2019	5.0	<8.0	<8.0	<8.0	<8.0	<8.0	**90**	<8.0	**5,070**	<8.0	<80	<80	<80	--	--	--
PSG-10-9	PSG-10-9-5	01/29/2020	5.0	<8.0	<8.0	<8.0	<8.0	<8.0	**60**	<8.0	**2,930**	<8.0	<80	<80	<80	--	--	--
PSG-10-9	PSG-10-9-5	05/19/2020	5.0	<8.0	<8.0	<8.0	<8.0	<8.0	**79**	<8.0	**4,160**	<8.0	<80	<80	<80	--	--	--
PSG-10-9	PSG-10-9-5	08/25/2020	5.0	<8.0	<8.0	<8.0	<8.0	<8.0	**92**	<8.0	**4,090**	<8.0	<80	<80	<80	--	--	--
PSG-10-9	PSG-10-9-5	01/12/2021	5.0	<8.0	<8.0	<8.0	<8.0	<8.0	**41**	<8.0	**2,110**	<8.0	<80	<80	<80	--	--	--
PSG-10-9	PSG-10-9-5	06/01/2021	5.0	**2.0 J**	<8.0	<8.0	<8.0	<8.0	**56**	<8.0	**3,170**	<8.0	<80	<80	<80	--	--	--
PSG-10-9	PSG-10-9-5	09/10/2021	5.0	<8.0	<8.0	<8.0	<8.0	<8.0	**64 J**	<8.0	**2,700**	<8.0	<80	<80	<80	--	--	--
PSG-10-9	PSG-10-9-5	01/07/2022	5.0	<4.0	<4.0	<4.0	<4.0	<4.0	**37**	<4.0	**1,880**	<4.0 UJ	<40	<40	<40	--	--	--
PSG-10-9	PSG-10-9-5	05/03/2022	5.0	<4.0	<4.0	<4.0	<4.0	<4.0	**49 J+**	<4.0	**1,900 J+**	<4.0	<40	<40	<40	--	--	--
PSG-10-9	PSG-10-9-5	08/15/2022	5.0	<100 UJ	<100	<20	<100	<100 UJ	**26 J**	<100	**1,600 J+**	<10	--	--	--	--	--	<100
PSG-10-9	PSG-10-9-15	03/04/2019	15.0	**27**	<8.0	<8.0	<8.0	<8.0	**325**	<8.0	**24,100**	<8.0	<80	<80	<80	--	--	--
PSG-10-9	PSG-10-9-15	07/17/2019	15.0	**24**	<8.0	**13**	<8.0	<8.0	**242**	<8.0	**19,300**	<8.0	<80	<80	<80	--	--	--

TABLE A-5

HISTORICAL PERIMETER SOIL GAS SAMPLING RESULTS
Former Ford Aeronutronic Facility
Newport Beach, California

Sampling Location	Sample ID	Date Sampled [2]	Depth of Sample (feet bgs)	Volatile Organic Compounds [1] (µg/m³)									Leak Detection Compounds [1]					
				1,1-DCE	1,1-DCA	1,2-DCA	cis-1,2-DCE	trans-1,2-DCE	PCE	1,1,1-TCA	TCE	Vinyl Chloride	Heptane (µg/m³)	Hexane (µg/m³)	Pentane (µg/m³)	Helium (ppmv)	TFA (µg/m³)	DFA (µg/m³)
PSG-10-9	PSG-10-9-15 REP	07/17/2019	15.0	**26**	<8.0	**14**	<8.0	<8.0	**274**	<8.0	**20,100**	<8.0	<80	<80	<80	--	--	--
PSG-10-9	PSG-10-9-15	01/29/2020	15.0	**24**	<8.0	<8.0	<8.0	<8.0	**271**	<8.0	**18,200**	<8.0	<80	<80	<80	--	--	--
PSG-10-9	PSG-10-9-15	05/19/2020	15.0	**25**	<8.0	<8.0	<8.0	<8.0	**276**	<8.0	**21,200**	<8.0	<80	<80	<80	--	--	--
PSG-10-9	PSG-10-9-15 REP	05/19/2020	15.0	**23**	<8.0	<8.0	<8.0	<8.0	**218**	<8.0	**16,600**	<8.0	<80	<80	<80	--	--	--
PSG-10-9	PSG-10-9-15	08/25/2020	15.0	**23**	<8.0	**10**	<8.0	<8.0	**320**	<8.0	**21,700**	<8.0	<80	<80	<80	--	--	--
PSG-10-9	PSG-10-9-15	01/12/2021	15.0	**10**	<8.0	<8.0	<8.0	<8.0	**220**	<8.0	**15,400**	<8.0	<80	<80	<80	--	--	--
PSG-10-9	PSG-10-9-15	06/01/2021	15.0	**18**	<8.0	<8.0	<8.0	<8.0	**202**	<8.0	**19,600**	<8.0	<80	<80	<80	--	--	--
PSG-10-9	PSG-10-9-15 REP	06/01/2021	15.0	**17**	<8.0	<8.0	<8.0	<8.0	**218**	<8.0	**20,000**	<8.0	<80	<80	<80	--	--	--
PSG-10-9	PSG-10-9-15	09/10/2021	15.0	**6.0 J**	<8.0	<8.0	<8.0	<8.0	**242 J**	<8.0	**16,800**	<8.0	<80	<80	<80	--	--	--
PSG-10-9	PSG-10-9-15	01/07/2022	15.0	**11**	<4.0	<4.0	<4.0	<4.0	**214**	<4.0	**14,300**	<4.0 UJ	<40	<40	<40	--	--	--
PSG-10-9	PSG-10-9-15	05/03/2022	15.0	**10**	<4.0	<4.0	<4.0	<4.0	**201 J+**	<4.0	**10,800 J+**	<4.0	<40	<40	<40	--	--	--
PSG-10-9	PSG-10-9-15	08/15/2022	15.0	<100 UJ	<100	<20	<100	<100 UJ	**110 J**	<100	**8,900 J+**	<10	--	--	--	--	--	<100
PSG-10-10	PSG-10-10-5	03/05/2019	5.0	<8.0	<8.0	<8.0	<8.0	<8.0	**103**	<8.0	**6,090**	<8.0	<80	<80	<80	--	--	--
PSG-10-10	PSG-10-10-5	07/17/2019	5.0	<8.0	<8.0	<8.0	<8.0	<8.0	**118**	<8.0	**5,590**	<8.0	<80	<80	<80	--	--	--
PSG-10-10	PSG-10-10-5	01/29/2020	5.0	<8.0	<8.0	<8.0	<8.0	<8.0	**75**	<8.0	**3,020**	<8.0	<80	<80	<80	--	--	--
PSG-10-10	PSG-10-10-5	05/19/2020	5.0	<8.0	<8.0	<8.0	<8.0	<8.0	**95**	<8.0	**3,670**	<8.0	<80	<80	<80	--	--	--
PSG-10-10	PSG-10-10-5	08/25/2020	5.0	<8.0	<8.0	<8.0	<8.0	<8.0	**116**	<8.0	**5,670**	**3.0 J**	<80	<80	<80	--	--	--
PSG-10-10	PSG-10-10-5	01/13/2021	5.0	<8.0	<8.0	<8.0	<8.0	<8.0	**58**	<8.0	**2,160**	<8.0	<80	<80	<80	--	--	--
PSG-10-10	PSG-10-10-5	06/01/2021	5.0	**2.0 J**	<8.0	<8.0	<8.0	<8.0	**67**	<8.0	**2,980**	<8.0	<80	<80	<80	--	--	--
PSG-10-10	PSG-10-10-5	09/10/2021	5.0	<8.0	<8.0	<8.0	<8.0	<8.0	**71 J**	<8.0	**2,520**	<8.0	<80	<80	<80	--	--	--
PSG-10-10	PSG-10-10-5	01/10/2022	5.0	<4.0	<4.0	<4.0	<4.0	<4.0	**40**	<4.0	**1,650**	<4.0	<40	<40	<40	--	--	--
PSG-10-10	PSG-10-10-5 REP	01/10/2022	5.0	<4.0	<4.0	<4.0	<4.0	<4.0	**38**	<4.0	**1,680**	<4.0	<40	<40	<40	--	--	--
PSG-10-10	PSG-10-10-5	05/03/2022	5.0	<4.0	<4.0	<4.0	<4.0	<4.0	**59 J+**	<4.0	**2,120 J+**	<4.0	<40	<40	<40	--	--	--
PSG-10-10	PSG-10-10-15	03/05/2019	15.0	**34**	<8.0	<8.0	<8.0	<8.0	**343**	<8.0	**22,700**	<8.0	<80	<80	<80	--	--	--
PSG-10-11	PSG-10-11-5	03/05/2019	5.0	<8.0	<8.0	<8.0	<8.0	<8.0	**93**	<8.0	**4,910**	<8.0	<80	<80	<80	--	--	--
PSG-10-11	PSG-10-11-5 REP	03/05/2019	5.0	<8.0	<8.0	<8.0	<8.0	<8.0	**90**	<8.0	**4,770**	<8.0	<80	<80	<80	--	--	--
PSG-10-11	PSG-10-11-5	07/17/2019	5.0	<8.0	<8.0	<8.0	<8.0	<8.0	**88**	<8.0	**4,220**	<8.0	<80	<80	<80	--	--	--
PSG-10-11	PSG-10-11-5	01/29/2020	5.0	<8.0	<8.0	<8.0	<8.0	<8.0	**68**	<8.0	**2,850**	<8.0	<80	<80	<80	--	--	--
PSG-10-11	PSG-10-11-5	05/19/2020	5.0	<8.0	<8.0	<8.0	<8.0	<8.0	**85**	<8.0	**3,650**	<8.0	<80	<80	<80	--	--	--
PSG-10-11	PSG-10-11-5	08/25/2020	5.0	<8.0	<8.0	<8.0	<8.0	<8.0	**93**	<8.0	**5,180**	<8.0	<80	<80	<80	--	--	--
PSG-10-11	PSG-10-11-5	01/13/2021	5.0	<8.0	<8.0	<8.0	<8.0	<8.0	**46**	<8.0	**2,000**	<8.0	<80	<80	<80	--	--	--
PSG-10-11	PSG-10-11-5 REP	01/13/2021	5.0	<8.0	<8.0	<8.0	<8.0	<8.0	**45**	<8.0	**2,000**	<8.0	<80	<80	<80	--	--	--
PSG-10-11	PSG-10-11-5	06/01/2021	5.0	**3.0 J**	<8.0	<8.0	<8.0	<8.0	**57**	<8.0	**2,780**	<8.0	<80	<80	<80	--	--	--
PSG-10-11	PSG-10-11-5	09/10/2021	5.0	<8.0	<8.0	<8.0	<8.0	<8.0	**52 J**	<8.0	**2,170**	<8.0	<80	<80	<80	--	--	--
PSG-10-11	PSG-10-11-5	01/10/2022	5.0	<4.0	<4.0	<4.0	<4.0	<4.0	**43**	<4.0	**2,110**	<4.0	<40	<40	<40	--	--	--
PSG-10-11	PSG-10-11-5 REP	01/10/2022	5.0	<4.0	<4.0	<4.0	<4.0	<4.0	**46**	<4.0	**2,170**	<4.0	<40	<40	<40	--	--	--
PSG-10-11	PSG-10-11-5	05/03/2022	5.0	<4.0	<4.0	<4.0	<4.0	<4.0	**72 J+**	<4.0	**2,640 J+**	<4.0	<40	<40	<40	--	--	--
PSG-10-11	PSG-10-11-5	08/15/2022	5.0	<100 UJ	<100	<20	<100	<100 UJ	**37 J**	<100	**2,200 J+**	<10	--	--	--	--	--	<100
PSG-10-11	PSG-10-11-15	03/05/2019	15.0	**40**	<8.0	<8.0	<8.0	<8.0	**342**	<8.0	**22,600**	<8.0	<80	<80	<80	--	--	--
PSG-10-11	PSG-10-11-15	07/17/2019	15.0	**31**	<8.0	<8.0	<8.0	<8.0	**209**	<8.0	**16,500**	<8.0	<80	<80	<80	--	--	--
PSG-10-11	PSG-10-11-15	01/29/2020	15.0	**26**	<8.0	<8.0	<8.0	<8.0	**234**	<8.0	**15,800**	<8.0	<80	<80	<80	--	--	--
PSG-10-11	PSG-10-11-15 REP	01/29/2020	15.0	**26**	<8.0	<8.0	<8.0	<8.0	**225**	<8.0	**15,100**	<8.0	<80	<80	<80	--	--	--
PSG-10-11	PSG-10-11-15	05/19/2020	15.0	**28**	<8.0	<8.0	<8.0	<8.0	**216**	<8.0	**15,200**	<8.0	<80	<80	<80	--	--	--
PSG-10-11	PSG-10-11-15	08/25/2020	15.0	**28**	<8.0	<8.0	<8.0	<8.0	**232**	<8.0	**16,000**	<8.0	<80	<80	<80	--	--	--
PSG-10-11	PSG-10-11-15	01/13/2021	15.0	**10**	<8.0	<8.0	<8.0	<8.0	**212**	<8.0	**13,200**	<8.0	<80	<80	<80	--	--	--
PSG-10-11	PSG-10-11-15	06/01/2021	15.0	**17**	**3.0 J**	<8.0	<8.0	<8.0	**179**	<8.0	**15,500**	<8.0	<80	<80	<80	--	--	--
PSG-10-11	PSG-10-11-15	09/10/2021	15.0	<8.0	<8.0	<8.0	<8.0	<8.0	**157 J**	<8.0	**10,800**	<8.0	<80	<80	<80	--	--	--
PSG-10-11	PSG-10-11-15	01/10/2022	15.0	**9.0**	<4.0	<4.0	<4.0	<4.0	**177**	<4.0	**11,700**	<4.0	<40	<40	<40	--	--	--
PSG-10-11	PSG-10-11-15	05/03/2022	15.0	**7.0**	<4.0	<4.0	<4.0	<4.0	**178 J+**	<4.0	**9,260 J+**	<4.0	<40	<40	<40	--	--	--
PSG-10-11	PSG-10-11-15 REP	05/03/2022	15.0	**7.0**	<4.0	<4.0	<4.0	<4.0	**180 J+**	<4.0	**9,400 J+**	<4.0	<40	<40	<40	--	--	--

TABLE A-5

HISTORICAL PERIMETER SOIL GAS SAMPLING RESULTS
Former Ford Aeronutronic Facility
Newport Beach, California

Sampling Location	Sample ID	Date Sampled [2]	Depth of Sample (feet bgs)	Volatile Organic Compounds [1] (µg/m³)									Leak Detection Compounds [1]					
				1,1-DCE	1,1-DCA	1,2-DCA	cis-1,2-DCE	trans-1,2-DCE	PCE	1,1,1-TCA	TCE	Vinyl Chloride	Heptane (µg/m³)	Hexane (µg/m³)	Pentane (µg/m³)	Helium (ppmv)	TFA (µg/m³)	DFA (µg/m³)
PSG-10-11	PSG-10-11-15	08/15/2022	15.0	<100 UJ	<100	<20	<100	<100 UJ	**63 J**	<100	**7,000 J+**	<10	--	--	--	--	--	<100
PSG-10-12	PSG-10-12-5	03/05/2019	5.0	<8.0	<8.0	<8.0	<8.0	<8.0	**106**	<8.0	**6,120**	<8.0	<80	<80	<80	--	--	--
PSG-10-12	PSG-10-12-5	07/17/2019	5.0	<8.0	<8.0	<8.0	<8.0	<8.0	**103**	<8.0	**4,950**	<8.0	<80	<80	<80	--	--	--
PSG-10-12	PSG-10-12-5	01/29/2020	5.0	**41**	<8.0	<8.0	<8.0	<8.0	**166**	<8.0	**4,660**	<8.0	<80	<80	<80	--	--	--
PSG-10-12	PSG-10-12-5	05/19/2020	5.0	<8.0	<8.0	<8.0	<8.0	<8.0	**106**	<8.0	**4,750**	<8.0	<80	<80	<80	--	--	--
PSG-10-12	PSG-10-12-5	08/25/2020	5.0	<8.0	<8.0	<8.0	<8.0	<8.0	**120**	<8.0	**8,000**	<8.0	<80	<80	<80	--	--	--
PSG-10-12	PSG-10-12-5	01/13/2021	5.0	<8.0	<8.0	<8.0	<8.0	<8.0	**71**	<8.0	**3,230**	<8.0	<80	<80	<80	--	--	--
PSG-10-12	PSG-10-12-5	06/01/2021	5.0	**3.0 J**	<8.0	<8.0	<8.0	<8.0	**76**	<8.0	**3,640**	<8.0	<80	<80	<80	--	--	--
PSG-10-12	PSG-10-12-5	09/10/2021	5.0	<8.0	<8.0	<8.0	<8.0	<8.0	**66 J**	<8.0	**2,830**	<8.0	<80	<80	<80	--	--	--
PSG-10-12	PSG-10-12-5	01/10/2022	5.0	<4.0	<4.0	<4.0	<4.0	<4.0	**57**	<4.0	**2,870**	<4.0	<40	<40	<40	--	--	--
PSG-10-12	PSG-10-12-5	05/03/2022	5.0	<4.0	<4.0	<4.0	<4.0	<4.0	**78 J+**	<4.0	**2,920 J+**	<4.0	<40	<40	<40	--	--	--
PSG-10-12	PSG-10-12-15	03/05/2019	15.0	**52**	**5.0 J**	<8.0	<8.0	<8.0	**406**	<8.0	**27,700**	<8.0	<80	<80	<80	--	--	--
PSG-10-12	PSG-10-12-15	07/17/2019	15.0	**42**	<8.0	<8.0	<8.0	<8.0	**270**	<8.0	**21,500**	<8.0	<80	<80	<80	--	--	--
PSG-10-12	PSG-10-12-15	01/29/2020	15.0	**35**	<8.0	<8.0	<8.0	<8.0	**284**	<8.0	**19,300**	<8.0	<80	<80	<80	--	--	--
PSG-10-12	PSG-10-12-15	05/19/2020	15.0	**37**	<8.0	<8.0	<8.0	<8.0	**264**	<8.0	**19,700**	<8.0	<80	<80	<80	--	--	--
PSG-10-12	PSG-10-12-15	08/25/2020	15.0	**33**	<8.0	<8.0	<8.0	<8.0	**256**	<8.0	**25,800**	<8.0	<80	<80	<80	--	--	--
PSG-10-12	PSG-10-12-15	01/13/2021	15.0	**19**	<8.0	<8.0	<8.0	<8.0	**270**	<8.0	**18,100**	<8.0	<80	<80	<80	--	--	--
PSG-10-12	PSG-10-12-15	06/01/2021	15.0	**25**	**4.0 J**	<8.0	<8.0	<8.0	**230**	<8.0	**21,400**	<8.0	<80	<80	<80	--	--	--
PSG-10-12	PSG-10-12-15	09/10/2021	15.0	**12**	<8.0	<8.0	<8.0	<8.0	**238 J**	<8.0	**15,900**	<8.0	<80	<80	<80	--	--	--
PSG-10-12	PSG-10-12-15 REP	09/10/2021	15.0	**7.0 J**	<8.0	<8.0	<8.0	<8.0	**221 J**	<8.0	**15,000**	<8.0	<80	<80	<80	--	--	--
PSG-10-12	PSG-10-12-15	01/10/2022	15.0	**15**	<4.0	<4.0	<4.0	<4.0	**231**	<4.0	**15,400**	<4.0	<40	<40	<40	--	--	--
PSG-10-12	PSG-10-12-15	05/03/2022	15.0	<4.0	<4.0	<4.0	<4.0	<4.0	**225 J+**	<4.0	**11,600 J+**	<4.0	<40	<40	<40	--	--	--
PSG-10-13	PSG-10-13-5	03/05/2019	5.0	**4.0 J**	<8.0	<8.0	<8.0	<8.0	**98**	<8.0	**5,940**	<8.0	<80	<80	<80	--	--	--
PSG-10-13	PSG-10-13-5	07/17/2019	5.0	**5.0 J**	<8.0	<8.0	<8.0	<8.0	**98**	<8.0	**5,150**	<8.0	<80	<80	<80	--	--	--
PSG-10-13	PSG-10-13-5	01/29/2020	5.0	<8.0	<8.0	<8.0	<8.0	<8.0	**79**	<8.0	**4,270**	<8.0	<80	<80	<80	--	--	--
PSG-10-13	PSG-10-13-5 REP	01/29/2020	5.0	<8.0	<8.0	<8.0	<8.0	<8.0	**84**	<8.0	**4,280**	<8.0	<80	<80	<80	--	--	--
PSG-10-13	PSG-10-13-5	05/19/2020	5.0	<8.0	<8.0	<8.0	<8.0	<8.0	**103**	<8.0	**5,200**	<8.0	<80	<80	<80	--	--	--
PSG-10-13	PSG-10-13-5	08/26/2020	5.0	<8.0	<8.0	**61**	<8.0	<8.0	**98**	<8.0	**4,640**	<8.0	<80	<80	<80	--	--	--
PSG-10-13	PSG-10-13-5	01/13/2021	5.0	<8.0	<8.0	<8.0	<8.0	<8.0	**46**	<8.0	**2,310**	<8.0	<80	<80	<80	--	--	--
PSG-10-13	PSG-10-13-5	06/01/2021	5.0	<8.0	<8.0	<8.0	<8.0	<8.0	**69**	<8.0	**3,310**	<8.0	<80	<80	<80	--	--	--
PSG-10-13	PSG-10-13-5	09/10/2021	5.0	<8.0	<8.0	<8.0	<8.0	<8.0	**65 J**	<8.0	**3,020**	<8.0	<80	<80	<80	--	--	--
PSG-10-13	PSG-10-13-5	01/10/2022	5.0	<4.0	<4.0	<4.0	<4.0	<4.0	**49**	<4.0	**2,530**	<4.0	<40	<40	<40	--	--	--
PSG-10-13	PSG-10-13-5	05/03/2022	5.0	<4.0	<4.0	<4.0	<4.0	<4.0	**69 J+**	<4.0	**2,700 J+**	<4.0	<40	<40	<40	--	--	--
PSG-10-13	PSG-10-13-5	08/16/2022	5.0	<100 UJ	<100	<20	<100	<100 UJ	**34 J**	<100	**2,000 J+**	<10 UJ	--	--	--	--	--	<100
PSG-10-13	PSG-10-13-15	03/05/2019	15.0	**45**	<8.0	<8.0	<8.0	<8.0	**358**	<8.0	**25,200**	<8.0	<80	<80	<80	--	--	--
PSG-10-13	PSG-10-13-15	07/17/2019	15.0	**43**	<8.0	<8.0	<8.0	<8.0	**297**	<8.0	**22,600**	<8.0	<80	<80	<80	--	--	--
PSG-10-13	PSG-10-13-15	01/29/2020	15.0	**42**	**5.0 J**	<8.0	<8.0	<8.0	**326**	<8.0	**21,200**	<8.0	<80	<80	<80	--	--	--
PSG-10-13	PSG-10-13-15	05/19/2020	15.0	**35**	<8.0	<8.0	<8.0	<8.0	**278**	<8.0	**18,700**	<8.0	<80	<80	<80	--	--	--
PSG-10-13	PSG-10-13-15	08/26/2020	15.0	**26**	<8.0	<8.0	<8.0	<8.0	**289**	<8.0	**18,600**	<8.0	<80	<80	<80	--	--	--
PSG-10-13	PSG-10-13-15 REP	08/26/2020	15.0	**28**	<8.0	<8.0	<8.0	<8.0	**290**	<8.0	**19,400**	<8.0	<80	<80	<80	--	--	--
PSG-10-13	PSG-10-13-15	01/13/2021	15.0	**18**	<8.0	<8.0	<8.0	<8.0	**270**	<8.0	**18,300**	<8.0	<80	<80	<80	--	--	--
PSG-10-13	PSG-10-13-15	06/01/2021	15.0	**22**	**4.0 J**	<8.0	<8.0	<8.0	**224**	<8.0	**21,200**	<8.0	<80	<80	<80	--	--	--
PSG-10-13	PSG-10-13-15	09/10/2021	15.0	**9.0**	<8.0	<8.0	<8.0	<8.0	**230 J**	<8.0	**15,600**	<8.0	<80	<80	<80	--	--	--
PSG-10-13	PSG-10-13-15	01/10/2022	15.0	**13**	<4.0	<4.0	<4.0	<4.0	**224**	<4.0	**14,700**	<4.0	<40	<40	<40	--	--	--
PSG-10-13	PSG-10-13-15	05/03/2022	15.0	**11**	<4.0	<4.0	<4.0	<4.0	**229 J+**	<4.0	**11,700 J+**	<4.0	<40	<40	<40	--	--	--
PSG-10-13	PSG-10-13-15	08/16/2022	15.0	<100 UJ	<100 UJ	<20 UJ	<100 UJ	<100 UJ	**170 J**	<100 UJ	**13,000 J+**	<10 UJ	--	--	--	--	--	<100
PSG-10-13	PSG-10-13-15 REP	08/16/2022	15.0	<100 UJ	<100 UJ	<20 UJ	<100 UJ	<100 UJ	**94 J**	<100 UJ	**9,300 J+**	<10 UJ	--	--	--	--	--	<100
PSG-10-14	PSG-10-14-5	03/05/2019	5.0	<8.0	<8.0	<8.0	<8.0	<8.0	**86**	<8.0	**3,890**	<8.0	<80	<80	<80	--	--	--
PSG-10-14	PSG-10-14-5	07/17/2019	5.0	**6.0 J**	<8.0	<8.0	<8.0	<8.0	**101**	<8.0	**3,570**	<8.0	<80	<80	<80	--	--	--
PSG-10-14	PSG-10-14-5	01/29/2020	5.0	<8.0	<8.0	<8.0	<8.0	<8.0	**56**	<8.0	**1,690**	<8.0	<80	<80	<80	--	--	--

TABLE A-5

HISTORICAL PERIMETER SOIL GAS SAMPLING RESULTS
Former Ford Aeronutronic Facility
Newport Beach, California

Sampling Location	Sample ID	Date Sampled [2]	Depth of Sample (feet bgs)	Volatile Organic Compounds [1] (µg/m³)									Leak Detection Compounds [1]					
				1,1-DCE	1,1-DCA	1,2-DCA	cis-1,2-DCE	trans-1,2-DCE	PCE	1,1,1-TCA	TCE	Vinyl Chloride	Heptane (µg/m³)	Hexane (µg/m³)	Pentane (µg/m³)	Helium (ppmv)	TFA (µg/m³)	DFA (µg/m³)
PSG-10-14	PSG-10-14-5	05/19/2020	5.0	<8.0	<8.0	<8.0	<8.0	<8.0	**76**	<8.0	**1,900**	<8.0	<80	<80	<80	--	--	--
PSG-10-14	PSG-10-14-5	08/26/2020	5.0	<8.0	<8.0	<8.0	<8.0	<8.0	**90**	<8.0	**1,800**	<8.0	<80	<80	<80	--	--	--
PSG-10-14	PSG-10-14-5	01/13/2021	5.0	<8.0	<8.0	<8.0	<8.0	<8.0	**37**	<8.0	**914**	<8.0	<80	<80	<80	--	--	--
PSG-10-14	PSG-10-14-5	06/01/2021	5.0	<8.0	<8.0	<8.0	<8.0	<8.0	**60**	<8.0	**1,400**	<8.0	<80	<80	<80	--	--	--
PSG-10-14	PSG-10-14-5 REP	06/01/2021	5.0	<8.0	<8.0	<8.0	<8.0	<8.0	**60**	<8.0	**1,330**	<8.0	<80	<80	<80	--	--	--
PSG-10-14	PSG-10-14-5	09/10/2021	5.0	<8.0	<8.0	<8.0	<8.0	<8.0	**59 J**	<8.0	**1,090**	<8.0	<80	<80	<80	--	--	--
PSG-10-14	PSG-10-14-5	01/10/2022	5.0	<4.0	<4.0	<4.0	<4.0	<4.0	**33**	<4.0	**932**	<4.0	<40	<40	<40	--	--	--
PSG-10-14	PSG-10-14-5	05/03/2022	5.0	<4.0	<4.0	<4.0	<4.0	<4.0	**53 J+**	<4.0	**850 J+**	<4.0	<40	<40	<40	--	--	--
PSG-10-14	PSG-10-14-15	03/05/2019	15.0	**51**	**4.0 J**	<8.0	<8.0	<8.0	**428**	<8.0	**28,800**	<8.0	<80	<80	<80	--	--	--
PSG-10-14	PSG-10-14-15	07/17/2019	15.0	**41**	<8.0	<8.0	<8.0	<8.0	**345**	<8.0	**25,100**	<8.0	<80	<80	<80	--	--	--
PSG-10-14	PSG-10-14-15 REP	07/17/2019	15.0	**41**	<8.0	<8.0	<8.0	<8.0	**304**	<8.0	**22,900**	<8.0	<80	<80	<80	--	--	--
PSG-10-14	PSG-10-14-15	01/29/2020	15.0	<8.0	**4.0 J**	<8.0	<8.0	<8.0	**330**	<8.0	**22,800**	<8.0	<80	<80	<80	--	--	--
PSG-10-15	PSG-10-15-5	03/05/2019	5.0	**10**	<8.0	<8.0	<8.0	<8.0	**148**	<8.0	**9,820**	<8.0	<80	<80	<80	--	--	--
PSG-10-15	PSG-10-15-5	07/17/2019	5.0	**14**	<8.0	<8.0	<8.0	<8.0	**171**	<8.0	**11,300**	<8.0	<80	<80	<80	--	--	--
PSG-10-15	PSG-10-15-5	01/29/2020	5.0	<8.0	<8.0	<8.0	<8.0	<8.0	**94**	<8.0	**5,960**	<8.0	<80	<80	<80	--	--	--
PSG-10-15	PSG-10-15-5	05/19/2020	5.0	<8.0	<8.0	<8.0	<8.0	<8.0	**142**	<8.0	**8,720**	<8.0	<80	<80	<80	--	--	--
PSG-10-15	PSG-10-15-5	08/26/2020	5.0	<8.0	<8.0	<8.0	<8.0	<8.0	**191**	<8.0	**8,690**	<8.0	<80	<80	<80	--	--	--
PSG-10-15	PSG-10-15-5	01/13/2021	5.0	<8.0	<8.0	<8.0	<8.0	<8.0	**77**	<8.0	**4,340**	<8.0	<80	<80	<80	--	--	--
PSG-10-15	PSG-10-15-5	06/01/2021	5.0	**5.0 J**	<8.0	<8.0	<8.0	<8.0	**117**	<8.0	**7,610**	<8.0	<80	<80	<80	--	--	--
PSG-10-15	PSG-10-15-5	09/10/2021	5.0	<8.0	<8.0	<8.0	<8.0	<8.0	**112 J**	<8.0	**5,090**	<8.0	<80	<80	<80	--	--	--
PSG-10-15	PSG-10-15-5	01/10/2022	5.0	<4.0	<4.0	<4.0	<4.0	<4.0	**61**	<4.0	**3,530**	<4.0	<40	<40	<40	--	--	--
PSG-10-15	PSG-10-15-5	05/03/2022	5.0	<4.0	<4.0	<4.0	<4.0	<4.0	**74 J+**	<4.0	**3,240 J+**	<4.0	<40	<40	<40	--	--	--
PSG-10-15	PSG-10-15-5	08/16/2022	5.0	<100 UJ	<100	<20	<100	<100 UJ	**84 J**	<100	**5,000 J+**	<10 UJ	--	--	--	--	--	<100
PSG-10-15	PSG-10-15-15	03/05/2019	15.0	**33**	<8.0	<8.0	<8.0	<8.0	**376**	<8.0	**27,100**	<8.0	<80	<80	<80	--	--	--
PSG-10-15	PSG-10-15-15	07/17/2019	15.0	**31**	<8.0	**3.0 J**	<8.0	<8.0	**280**	<8.0	**23,300**	<8.0	<80	<80	<80	--	--	--
PSG-10-15	PSG-10-15-15	01/29/2020	15.0	**30**	<8.0	<8.0	<8.0	<8.0	**314**	<8.0	**22,200**	<8.0	<80	<80	<80	--	--	--
PSG-10-15	PSG-10-15-15	05/19/2020	15.0	**23**	<8.0	<8.0	<8.0	<8.0	**299**	<8.0	**21,400**	<8.0	<80	<80	<80	--	--	--
PSG-10-15	PSG-10-15-15	08/26/2020	15.0	**20**	<8.0	<8.0	<8.0	<8.0	**299**	<8.0	**20,400**	<8.0	<80	<80	<80	--	--	--
PSG-10-15	PSG-10-15-15	01/13/2021	15.0	**16**	<8.0	<8.0	<8.0	<8.0	**285**	<8.0	**19,300**	<8.0	<80	<80	<80	--	--	--
PSG-10-15	PSG-10-15-15 REP	01/13/2021	15.0	**15**	<8.0	<8.0	<8.0	<8.0	**285**	<8.0	**19,900**	<8.0	<80	<80	<80	--	--	--
PSG-10-15	PSG-10-15-15	06/01/2021	15.0	**21**	**3.0 J**	<8.0	<8.0	<8.0	**253**	<8.0	**24,300**	<8.0	<80	<80	<80	--	--	--
PSG-10-15	PSG-10-15-15	09/10/2021	15.0	**8.0**	<8.0	<8.0	<8.0	<8.0	**298 J**	<8.0	**21,200**	<8.0	<80	<80	<80	--	--	--
PSG-10-15	PSG-10-15-15	01/10/2022	15.0	**12**	<4.0	<4.0	<4.0	<4.0	**252**	<4.0	**16,400**	<4.0	<40	<40	<40	--	--	--
PSG-10-15	PSG-10-15-15	05/03/2022	15.0	**10**	<4.0	<4.0	<4.0	<4.0	**241 J+**	<4.0	**12,400 J+**	<4.0	<40	<40	<40	--	--	--
PSG-10-15	PSG-10-15-15	08/16/2022	15.0	<100 UJ	<100	<20	<100	<100 UJ	**160 J**	<100	**13,000 J+**	<10 UJ	--	--	--	--	--	<100
PSG-10-16	PSG-10-16-5	03/05/2019	5.0	<8.0	<8.0	<8.0	<8.0	<8.0	**127**	<8.0	**8,220**	<8.0	<80	<80	<80	--	--	--
PSG-10-16	PSG-10-16-5	07/15/2019	5.0	**5.0 J**	<8.0	<8.0	<8.0	<8.0	**130**	<8.0	**7,770**	<8.0	<80	<80	<80	--	--	--
PSG-10-16	PSG-10-16-5	01/27/2020	5.0	**4.0 J**	<8.0	<8.0	<8.0	<8.0	**121**	<8.0	**7,270**	<8.0	<80	<80	<80	--	--	--
PSG-10-16	PSG-10-16-5	05/19/2020	5.0	<8.0	<8.0	<8.0	<8.0	<8.0	**115**	<8.0	**6,820**	<8.0	<80	<80	<80	--	--	--
PSG-10-16	PSG-10-16-5	08/26/2020	5.0	<8.0	<8.0	**2.0 J**	<8.0	<8.0	**120**	<8.0	**5,870**	<8.0	<80	<80	<80	--	--	--
PSG-10-16	PSG-10-16-5	01/13/2021	5.0	<8.0	<8.0	<8.0	<8.0	<8.0	**58**	<8.0	**3,260**	<8.0	<80	<80	<80	--	--	--
PSG-10-16	PSG-10-16-5	06/01/2021	5.0	**2.0 J**	<8.0	<8.0	<8.0	<8.0	**89**	<8.0	**5,360**	<8.0	<80	<80	<80	--	--	--
PSG-10-16	PSG-10-16-5	09/10/2021	5.0	<8.0	<8.0	<8.0	<8.0	<8.0	**101 J**	<8.0	**5,200**	<8.0	<80	<80	<80	--	--	--
PSG-10-16	PSG-10-16-5	01/10/2022	5.0	<4.0	<4.0	<4.0	<4.0	<4.0	**61**	<4.0	**3,670**	<4.0	<40	<40	<40	--	--	--
PSG-10-16	PSG-10-16-5	05/03/2022	5.0	<4.0	<4.0	<4.0	<4.0	<4.0	**74**	<4.0	**4,230**	<4.0	<40	<40	<40	--	--	--
PSG-10-16	PSG-10-16-15	03/05/2019	15.0	**27**	<8.0	<8.0	<8.0	<8.0	**371**	<8.0	**26,300**	<8.0	<80	<80	<80	--	--	--
PSG-10-16	PSG-10-16-15	07/15/2019	15.0	**30**	<8.0	<8.0	<8.0	<8.0	**318**	<8.0	**23,500**	<8.0	<80	<80	<80	--	--	--
PSG-10-16	PSG-10-16-15	01/27/2020	15.0	**33**	<8.0	<8.0	<8.0	<8.0	**430**	<8.0	**28,500**	<8.0	<80	<80	<80	--	--	--
PSG-10-16	PSG-10-16-15	08/26/2020	15.0	<8.0	<8.0	<8.0	<8.0	<8.0	**261**	<8.0	**17,800**	<8.0	<80	<80	<80	--	--	--
PSG-10-16	PSG-10-16-15	01/13/2021	15.0	**10**	<8.0	<8.0	<8.0	<8.0	**263**	<8.0	**17,300**	<8.0	<80	<80	<80	--	--	--

TABLE A-5

HISTORICAL PERIMETER SOIL GAS SAMPLING RESULTS
Former Ford Aeronutronic Facility
Newport Beach, California

Sampling Location	Sample ID	Date Sampled [2]	Depth of Sample (feet bgs)	Volatile Organic Compounds [1] (µg/m³)									Leak Detection Compounds [1]					
				1,1-DCE	1,1-DCA	1,2-DCA	cis-1,2-DCE	trans-1,2-DCE	PCE	1,1,1-TCA	TCE	Vinyl Chloride	Heptane (µg/m³)	Hexane (µg/m³)	Pentane (µg/m³)	Helium (ppmv)	TFA (µg/m³)	DFA (µg/m³)
PSG-10-16	PSG-10-16-15	06/01/2021	15.0	**18**	<8.0	<8.0	<8.0	<8.0	**261**	<8.0	**24,400**	<8.0	<80	<80	<80	--	--	--
PSG-10-16	PSG-10-16-15	01/10/2022	15.0	**11**	<4.0	<4.0	<4.0	<4.0	**217**	<4.0	**14,500**	<4.0	<40	<40	<40	--	--	--
PSG-10-16	PSG-10-16-15	05/03/2022	15.0	**10**	<4.0	<4.0	<4.0	<4.0	**200**	<4.0	**15,900**	<4.0	<40	<40	<40	--	--	--
PSG-10-16	PSG-10-16-15 REP	05/03/2022	15.0	**10**	<4.0	<4.0	<4.0	<4.0	**192**	<4.0	**15,300**	<4.0	<40	<40	<40	--	--	--
PSG-10-17	PSG-10-17-5	03/05/2019	5.0	**14**	<8.0	<8.0	<8.0	<8.0	**198**	<8.0	**13,400**	<8.0	<80	<80	<80	--	--	--
PSG-10-17	PSG-10-17-5	07/15/2019	5.0	**12**	<8.0	<8.0	<8.0	<8.0	**179**	<8.0	**12,200**	<8.0	<80	<80	<80	--	--	--
PSG-10-17	PSG-10-17-5	01/27/2020	5.0	**12**	<8.0	<8.0	<8.0	<8.0	**193**	<8.0	**13,000**	<8.0	<80	<80	<80	--	--	--
PSG-10-17	PSG-10-17-5 REP	01/27/2020	5.0	**11**	<8.0	<8.0	<8.0	<8.0	**182**	<8.0	**12,200**	<8.0	<80	<80	<80	--	--	--
PSG-10-17	PSG-10-17-5	05/19/2020	5.0	**11**	<8.0	<8.0	<8.0	<8.0	**166**	<8.0	**11,000**	<8.0	<80	<80	<80	--	--	--
PSG-10-17	PSG-10-17-5	08/26/2020	5.0	<8.0	<8.0	**2.0 J**	<8.0	<8.0	**144**	<8.0	**9,180**	<8.0	<80	<80	<80	--	--	--
PSG-10-17	PSG-10-17-5	01/13/2021	5.0	<8.0	<8.0	<8.0	<8.0	<8.0	**101**	<8.0	**6,350**	<8.0	<80	<80	<80	--	--	--
PSG-10-17	PSG-10-17-5	06/01/2021	5.0	**6.0 J**	<8.0	<8.0	<8.0	<8.0	**115**	<8.0	**8,180**	<8.0	<80	<80	<80	--	--	--
PSG-10-17	PSG-10-17-5	09/10/2021	5.0	<8.0	<8.0	<8.0	<8.0	<8.0	**100 J**	<8.0	**5,850**	<8.0	<80	<80	<80	--	--	--
PSG-10-17	PSG-10-17-5	01/10/2022	5.0	<4.0	<4.0	<4.0	<4.0	<4.0	**82**	<4.0	**5,480**	<4.0	<40	<40	<40	--	--	--
PSG-10-17	PSG-10-17-5	05/03/2022	5.0	<4.0	<4.0	<4.0	<4.0	<4.0	**87**	<4.0	**5,850**	<4.0	<40	<40	<40	--	--	--
PSG-10-17	PSG-10-17-5	08/16/2022	5.0	<100 UJ	<100	<20	<100	<100 UJ	**68 J**	<100	**5,000 J+**	<10 UJ	--	--	--	--	--	<100
PSG-10-17	PSG-10-17-15	03/05/2019	15.0	**37**	<8.0	<8.0	<8.0	<8.0	**366**	<8.0	**26,500**	<8.0	<80	<80	<80	--	--	--
PSG-10-17	PSG-10-17-15	07/15/2019	15.0	**33**	<8.0	**7.0 J**	<8.0	<8.0	**298**	<8.0	**23,500**	<8.0	<80	<80	<80	--	--	--
PSG-10-17	PSG-10-17-15	01/27/2020	15.0	**38**	<8.0	<8.0	<8.0	<8.0	**429**	<8.0	**29,000**	<8.0	<80	<80	<80	--	--	--
PSG-10-17	PSG-10-17-15	05/19/2020	15.0	**33**	<8.0	<8.0	<8.0	<8.0	**259**	<8.0	**20,300**	<8.0	<80	<80	<80	--	--	--
PSG-10-17	PSG-10-17-15	08/26/2020	15.0	**15**	<8.0	<8.0	<8.0	<8.0	**265**	<8.0	**18,500**	<8.0	<80	<80	<80	--	--	--
PSG-10-17	PSG-10-17-15	01/13/2021	15.0	**16**	<8.0	<8.0	<8.0	<8.0	**257**	<8.0	**17,700**	<8.0	<80	<80	<80	--	--	--
PSG-10-17	PSG-10-17-15	06/01/2021	15.0	**21**	<8.0	<8.0	<8.0	<8.0	**220**	<8.0	**21,300**	<8.0	<80	<80	<80	--	--	--
PSG-10-17	PSG-10-17-15	09/10/2021	15.0	**17**	<8.0	<8.0	<8.0	<8.0	**288 J**	<8.0	**20,000**	<8.0	<80	<80	<80	--	--	--
PSG-10-17	PSG-10-17-15	01/10/2022	15.0	**15**	<4.0	<4.0	<4.0	<4.0	**201**	<4.0	**14,100**	<4.0	<40	<40	<40	--	--	--
PSG-10-17	PSG-10-17-15	05/03/2022	15.0	**16**	<4.0	<4.0	<4.0	<4.0	**194**	<4.0	**16,500**	<4.0	<40	<40	<40	--	--	--
PSG-10-17	PSG-10-17-15	08/16/2022	15.0	<100 UJ	<100	<20	<100	<100 UJ	**110 J**	<100	**11,000 J+**	<10 UJ	--	--	--	--	--	<100
PSG-10-18	PSG-10-18-5	03/05/2019	5.0	**18**	<8.0	<8.0	<8.0	<8.0	**225**	<8.0	**13,900**	<8.0	<80	<80	<80	--	--	--
PSG-10-18	PSG-10-18-5	07/15/2019	5.0	**15**	<8.0	<8.0	<8.0	<8.0	**231**	<8.0	**15,400**	<8.0	<80	<80	<80	--	--	--
PSG-10-18	PSG-10-18-5 [5]	01/27/2020	5.0	**47**	<8.0	<8.0	<8.0	<8.0	**450**	<8.0	**30,500**	<8.0	<80	<80	<80	--	--	--
PSG-10-18	PSG-10-18-5	05/19/2020	5.0	<8.0	<8.0	<8.0	<8.0	<8.0	**185**	<8.0	**11,900**	<8.0	<80	<80	<80	--	--	--
PSG-10-18	PSG-10-18-5	08/26/2020	5.0	<8.0	<8.0	<8.0	<8.0	<8.0	**206**	<8.0	**11,600**	<8.0	<80	<80	<80	--	--	--
PSG-10-18	PSG-10-18-5	01/13/2021	5.0	<8.0	<8.0	<8.0	<8.0	<8.0	**92**	<8.0	**5,310**	<8.0	<80	<80	<80	--	--	--
PSG-10-18	PSG-10-18-5	06/02/2021	5.0	<8.0	<8.0	<8.0	<8.0	<8.0	**127**	<8.0	**7,740**	<8.0	<80	<80	<80	--	--	--
PSG-10-18	PSG-10-18-5	09/10/2021	5.0	<8.0	<8.0	<8.0	<8.0	<8.0	**122 J**	<8.0	**6,850**	<8.0	<80	<80	<80	--	--	--
PSG-10-18	PSG-10-18-5 REP	06/02/2021	5.0	<8.0	<8.0	<8.0	<8.0	<8.0	**132**	<8.0	**7,680**	<8.0	<80	<80	<80	--	--	--
PSG-10-18	PSG-10-18-5	01/10/2022	5.0	<4.0	<4.0	<4.0	<4.0	<4.0	**90**	<4.0	**5,820**	<4.0	<40	<40	<40	--	--	--
PSG-10-18	PSG-10-18-5	05/03/2022	5.0	<4.0	<4.0	<4.0	<4.0	<4.0	**99**	<4.0	**6,860**	<4.0	<40	<40	<40	--	--	--
PSG-10-18	PSG-10-18-5 REP	05/03/2022	5.0	<4.0	<4.0	<4.0	<4.0	<4.0	**99**	<4.0	**6,790**	<4.0	<40	<40	<40	--	--	--
PSG-10-18	PSG-10-18-5	08/16/2022	5.0	<100 UJ	<100 UJ	<20 UJ	<100 UJ	<100 UJ	**86 J**	<100 UJ	**6,000 J**	<10 UJ	--	--	--	--	--	<100
PSG-10-18	PSG-10-18-10.5	03/05/2019	10.5	**42**	<8.0	<8.0	<8.0	<8.0	**368**	<8.0	**24,800**	<8.0	<80	<80	<80	--	--	--
PSG-10-18	PSG-10-18-10.5	07/15/2019	10.5	**36**	<8.0	<8.0	<8.0	<8.0	**305**	<8.0	**23,100**	<8.0	<80	<80	<80	--	--	--
PSG-10-18	PSG-10-18-10.5 [5]	01/27/2020	10.5	**44**	<8.0	<8.0	<8.0	<8.0	**400**	<8.0	**28,300**	<8.0	<80	<80	<80	--	--	--
PSG-10-18	PSG-10-18-10.5	05/19/2020	10.5	<8.0	<8.0	<8.0	<8.0	<8.0	**299**	<8.0	**20,500**	<8.0	<80	<80	<80	--	--	--
PSG-10-18	PSG-10-18-10.5	08/26/2020	10.5	<8.0	<8.0	<8.0	<8.0	<8.0	**297**	<8.0	**18,600**	<8.0	<80	<80	<80	--	--	--
PSG-10-18	PSG-10-18-10.5	01/13/2021	10.5	**14**	<8.0	<8.0	<8.0	<8.0	**209**	<8.0	**13,700**	<8.0	<80	<80	<80	--	--	--
PSG-10-18	PSG-10-18-10.5	06/02/2021	10.5	**24**	<8.0	<8.0	<8.0	<8.0	**256**	<8.0	**16,100**	<8.0	<80	<80	<80	--	--	--
PSG-10-18	PSG-10-18-10.5	09/10/2021	10.5	**10**	<8.0	<8.0	<8.0	<8.0	**225 J**	<8.0	**14,500**	<8.0	<80	<80	<80	--	--	--
PSG-10-18	PSG-10-18-10.5 REP	09/10/2021	10.5	**9.0**	<8.0	<8.0	<8.0	<8.0	**212 J**	<8.0	**13,700**	<8.0	<80	<80	<80	--	--	--
PSG-10-18	PSG-10-18-10.5	01/10/2022	10.5	**16**	<4.0	<4.0	<4.0	<4.0	**187**	<4.0	**12,600**	<4.0	<40	<40	<40	--	--	--

TABLE A-5

HISTORICAL PERIMETER SOIL GAS SAMPLING RESULTS
Former Ford Aeronutronic Facility
Newport Beach, California

Sampling Location	Sample ID	Date Sampled [2]	Depth of Sample (feet bgs)	Volatile Organic Compounds [1] (µg/m³)									Leak Detection Compounds [1]					
				1,1-DCE	1,1-DCA	1,2-DCA	cis-1,2-DCE	trans-1,2-DCE	PCE	1,1,1-TCA	TCE	Vinyl Chloride	Heptane (µg/m³)	Hexane (µg/m³)	Pentane (µg/m³)	Helium (ppmv)	TFA (µg/m³)	DFA (µg/m³)
PSG-10-18	PSG-10-18-10.5	05/03/2022	10.5	**16**	<4.0	<4.0	<4.0	<4.0	**186**	<4.0	**14,700**	<4.0	<40	<40	<40	--	--	--
PSG-10-18	PSG-10-18-10.5	08/16/2022	10.5	<100 UJ	<100	<20	<100	<100 UJ	**100 J**	<100	**8,900 J+**	<10 UJ	--	--	--	--	--	<100
PSG-10-19	PSG-10-19-5 [6]	03/07/2019	15.0	**39**	<8.0	<8.0	<8.0	<8.0	**323**	<8.0	**20,900**	<8.0	<8.0	<8.0	<8.0	--	--	--
PSG-10-19	PSG-10-19-5 [6]	07/15/2019	15.0	**32**	<8.0	<8.0	<8.0	<8.0	**284**	<8.0	**20,300**	<8.0	<80	<80	<80	--	--	--
PSG-10-19	PSG-10-19-5 [6]	01/27/2020	15.0	**65**	<8.0	<8.0	<8.0	<8.0	**632**	<8.0	**39,400**	<8.0	<80	<80	<80	--	--	--
PSG-10-19	PSG-10-19-5 [6]	05/19/2020	15.0	**28**	<8.0	<8.0	<8.0	<8.0	**241**	<8.0	**15,000**	<8.0	<80	<80	<80	--	--	--
PSG-10-19	PSG-10-19-5 [6]	06/23/2020	15.0	**28**	<8.0	<8.0	<8.0	<8.0	**390**	<8.0	**25,300**	<8.0	<80	<80	<80	--	--	--
PSG-10-19	PSG-10-19-5	08/26/2020	5.0	**11**	<8.0	<8.0	<8.0	<8.0	**261**	<8.0	**15,800**	<8.0	<80	<80	<80	--	--	--
PSG-10-19	PSG-10-19-5	10/29/2020	5.0	**18**	<8.0	<8.0	<8.0	<8.0	**253**	<8.0	**13,700**	<8.0	<80	<80	<80	--	--	--
PSG-10-19	PSG-10-19-5	12/11/2020	5.0	**6.0 J**	<8.0	<8.0	<8.0	<8.0	**49**	<8.0	**3,560**	<8.0	<80	<80	<80	--	--	--
PSG-10-19	PSG-10-19-5	01/12/2021	5.0	**9.0**	<8.0	<8.0	<8.0	<8.0	**76**	<8.0	**4,650**	<8.0	<80	<80	<80	--	--	--
PSG-10-19	PSG-10-19-5	06/02/2021	5.0	**5.0 J**	<8.0	<8.0	<8.0	<8.0	**120**	<8.0	**7,700**	<8.0	<80	<80	<80	--	--	--
PSG-10-19	PSG-10-19-5	09/13/2021	5.0	<8.0	<8.0	<8.0	<8.0	<8.0	**127 J**	<8.0	**7,540**	<8.0	<80	<80	<80	--	--	--
PSG-10-19	PSG-10-19-5 REP	09/13/2021	5.0	**3.0 J**	<8.0	<8.0	<8.0	<8.0	**156 J**	<8.0	**9,410**	<8.0	<80	<80	<80	--	--	--
PSG-10-19	PSG-10-19-5	01/11/2022	5.0	**6.0**	<4.0	<4.0	<4.0	<4.0	**81**	<4.0	**5,770**	<4.0	<40	<40	<40	--	--	--
PSG-10-19	PSG-10-19-5 REP	01/11/2022	5.0	**6.0**	<4.0	<4.0	<4.0	<4.0	**80**	<4.0	**5,600**	<4.0	<40	<40	<40	--	--	--
PSG-10-19	PSG-10-19-5	05/03/2022	5.0	**9.0**	<4.0	<4.0	<4.0	<4.0	**123**	<4.0	**8,680**	<4.0	<40	<40	<40	--	--	--
PSG-10-19	PSG-10-19-5	08/16/2022	5.0	<100 UJ	<100	<20	<100	<100 UJ	**79 J**	<100	**6,100 J+**	<10 UJ	--	--	--	--	--	<100
PSG-10-19	PSG-10-19-15 [6]	03/07/2019	5.0	**55**	<8.0	<8.0	<8.0	<8.0	**500**	<8.0	**33,000**	<8.0	<8.0	<8.0	<8.0	--	--	--
PSG-10-19	PSG-10-19-15 [6]	07/15/2019	5.0	**57**	<8.0	<8.0	<8.0	<8.0	**401**	<8.0	**30,300**	<8.0	<80	<80	<80	--	--	--
PSG-10-19	PSG-10-19-15 [6]	01/27/2020	5.0	**76**	<8.0	<8.0	<8.0	<8.0	**584**	<8.0	**41,300**	<8.0	<80	<80	<80	--	--	--
PSG-10-19	PSG-10-19-15 [6]	05/19/2020	5.0	<8.0	<8.0	<8.0	<8.0	<8.0	**367**	<8.0	**26,100**	<8.0	<80	<80	<80	--	--	--
PSG-10-19	PSG-10-19-15 [6]	06/23/2020	5.0	**73**	<8.0	<8.0	<8.0	<8.0	**563**	<8.0	**51,100**	<8.0	<80	<80	<80	--	--	--
PSG-10-19	PSG-10-19-15	08/26/2020	15.0	**39**	<8.0	<8.0	<8.0	<8.0	**387**	<8.0	**25,700**	<8.0	<80	<80	<80	--	--	--
PSG-10-19	PSG-10-19-15	10/29/2020	15.0	<8.0	<8.0	<8.0	<8.0	<8.0	**400**	<8.0	**29,700**	<8.0	<80	<80	<80	--	--	--
PSG-10-19	PSG-10-19-15	12/11/2020	15.0	<8.0	<8.0	<8.0	<8.0	<8.0	**268**	<8.0	**19,700**	<8.0	<80	<80	<80	--	--	--
PSG-10-19	PSG-10-19-15	01/12/2021	15.0	**26**	<8.0	<8.0	**5.0 J**	<8.0	**318**	<8.0	**21,900**	<8.0	<80	<80	<80	--	--	--
PSG-10-19	PSG-10-19-15 REP	01/12/2021	15.0	**24**	<8.0	<8.0	**4.0 J**	<8.0	**312**	<8.0	**22,000**	<8.0	<80	<80	<80	--	--	--
PSG-10-19	PSG-10-19-15	06/02/2021	15.0	**33**	<8.0	<8.0	<8.0	<8.0	**353**	<8.0	**23,500**	<8.0	<80	<80	<80	--	--	--
PSG-10-19	PSG-10-19-15	09/13/2021	15.0	**27**	<8.0	<8.0	<8.0	<8.0	**342 J**	<8.0	**23,200**	<8.0	<80	<80	<80	--	--	--
PSG-10-19	PSG-10-19-15	01/11/2022	15.0	**27**	<4.0	<4.0	<4.0	<4.0	**264**	<4.0	**17,300**	<4.0	<40	<40	<40	--	--	--
PSG-10-19	PSG-10-19-15	05/03/2022	15.0	**28**	<4.0	<4.0	<4.0	<4.0	**263**	<4.0	**16,700**	<4.0	<40	<40	<40	--	--	--
PSG-10-19	PSG-10-19-15	08/16/2022	15.0	<100 UJ	<100	<20	<100	<100 UJ	**160 J**	<100	**14,000 J+**	<10 UJ	--	--	--	--	--	<100
PSG-10-20	PSG-10-20-5	03/07/2019	5.0	**30**	<8.0	<8.0	<8.0	<8.0	**221**	<8.0	**12,400**	<8.0	<8.0	<8.0	<8.0	--	--	--
PSG-10-20	PSG-10-20-5	07/15/2019	5.0	**17**	<8.0	<8.0	<8.0	<8.0	**154**	<8.0	**9,630**	<8.0	<80	<80	<80	--	--	--
PSG-10-20	PSG-10-20-5	01/27/2020	5.0	**35**	<8.0	<8.0	<8.0	<8.0	**214**	<8.0	**14,400**	**4.0 J**	<80	<80	<80	--	--	--
PSG-10-20	PSG-10-20-5	05/20/2020	5.0	**13**	<8.0	<8.0	<8.0	<8.0	**183**	<8.0	**9,240**	<8.0	<80	<80	<80	--	--	--
PSG-10-20	PSG-10-20-5	06/23/2020	5.0	**25**	<8.0	<8.0	<8.0	<8.0	**313**	<8.0	**16,200**	<8.0	<80	<80	<80	--	--	--
PSG-10-20	PSG-10-20-5	08/26/2020	5.0	<8.0	<8.0	<8.0	<8.0	<8.0	**171**	<8.0	**8,660**	<8.0	<80	<80	<80	--	--	--
PSG-10-20	PSG-10-20-5	10/29/2020	5.0	**18**	<8.0	<8.0	<8.0	<8.0	**174**	<8.0	**9,130**	<8.0	<80	<80	<80	--	--	--
PSG-10-20	PSG-10-20-5	12/11/2020	5.0	**7.0 J**	<8.0	<8.0	<8.0	<8.0	<8.0	<8.0	**50**	<8.0	<80	<80	<80	--	--	--
PSG-10-20	PSG-10-20-5	01/12/2021	5.0	<8.0	<8.0	<8.0	<8.0	<8.0	<8.0	<8.0	**212**	<8.0	<80	<80	<80	--	--	--
PSG-10-20	PSG-10-20-5	06/02/2021	5.0	**4.0 J**	<8.0	<8.0	<8.0	<8.0	**60**	<8.0	**3,190**	<8.0	<80	<80	<80	--	--	--
PSG-10-20	PSG-10-20-5	09/13/2021	5.0	**5.0 J**	<8.0	<8.0	<8.0	<8.0	**85 J**	<8.0	**4,580**	<8.0	<80	<80	<80	--	--	--
PSG-10-20	PSG-10-20-5	01/11/2022	5.0	**8.0**	<4.0	<4.0	<4.0	<4.0	**71**	<4.0	**4,610**	<4.0	<40	<40	<40	--	--	--
PSG-10-20	PSG-10-20-5	05/03/2022	5.0	**9.0**	<4.0	<4.0	<4.0	<4.0	**85**	<4.0	**5,530**	<4.0	<40	<40	<40	--	--	--
PSG-10-20	PSG-10-20-5	08/16/2022	5.0	<100 UJ	<100	<20	<100	<100 UJ	**55 J**	<100	**4,300 J+**	<10 UJ	--	--	--	--	--	<100
PSG-10-20	PSG-10-20-15	03/07/2019	15.0	**150**	**4.0 J**	<8.0	<8.0	<8.0	**725**	<8.0	**46,400**	<8.0	<8.0	<8.0	<8.0	--	--	--
PSG-10-20	PSG-10-20-15	07/15/2019	15.0	**107**	<8.0	**7.0 J**	**4.0 J**	<8.0	**476**	<8.0	**34,400**	<8.0	<80	<80	<80	--	--	--

TABLE A-5

HISTORICAL PERIMETER SOIL GAS SAMPLING RESULTS
Former Ford Aeronutronic Facility
Newport Beach, California

Sampling Location	Sample ID	Date Sampled [2]	Depth of Sample (feet bgs)	Volatile Organic Compounds [1] (µg/m³)									Leak Detection Compounds [1]					
				1,1-DCE	1,1-DCA	1,2-DCA	cis-1,2-DCE	trans-1,2-DCE	PCE	1,1,1-TCA	TCE	Vinyl Chloride	Heptane (µg/m³)	Hexane (µg/m³)	Pentane (µg/m³)	Helium (ppmv)	TFA (µg/m³)	DFA (µg/m³)
PSG-10-20	PSG-10-20-15	01/27/2020	15.0	**130**	<8.0	<8.0	<8.0	<8.0	**582**	<8.0	**40,000**	<8.0	<80	<80	<80	--	--	--
PSG-10-20	PSG-10-20-15	05/20/2020	15.0	**80**	<8.0	<8.0	<8.0	<8.0	**431**	<8.0	**28,200**	<8.0	<80	<80	<80	--	--	--
PSG-10-20	PSG-10-20-15 REP	05/20/2020	15.0	**96**	<8.0	<8.0	<8.0	<8.0	**502**	<8.0	**34,100**	<8.0	<80	<80	<80	--	--	--
PSG-10-20	PSG-10-20-15	06/23/2020	15.0	**143**	<8.0	**8.0 J**	<8.0	<8.0	**673**	<8.0	**47,400**	<8.0	<80	<80	<80	--	--	--
PSG-10-20	PSG-10-20-15	08/26/2020	15.0	**86**	<8.0	<8.0	<8.0	<8.0	**462**	<8.0	**30,400**	<8.0	<80	<80	<80	--	--	--
PSG-10-20	PSG-10-20-15	10/29/2020	15.0	**93**	<8.0	<8.0	<8.0	<8.0	**468**	<8.0	**30,500**	<8.0	<80	<80	<80	--	--	--
PSG-10-20	PSG-10-20-15	12/11/2020	15.0	**6.0 J**	<8.0	<8.0	<8.0	<8.0	**16**	<8.0	**571**	<8.0	<80	<80	<80	--	--	--
PSG-10-20	PSG-10-20-15	01/12/2021	15.0	**21**	<8.0	<8.0	<8.0	<8.0	**78**	<8.0	**5,330**	<8.0	<80	<80	<80	--	--	--
PSG-10-20	PSG-10-20-15	06/02/2021	15.0	**68**	**7.0 J**	<8.0	<8.0	<8.0	**264**	<8.0	**18,100**	<8.0	<80	<80	<80	--	--	--
PSG-10-20	PSG-10-20-15	09/13/2021	15.0	**69**	<8.0	<8.0	<8.0	<8.0	**310 J**	<8.0	**22,700**	<8.0	<80	<80	<80	--	--	--
PSG-10-20	PSG-10-20-15	01/11/2022	15.0	**59**	<4.0	<4.0	<4.0	<4.0	**277**	<4.0	**17,900**	<4.0	<40	<40	<40	--	--	--
PSG-10-20	PSG-10-20-15	05/03/2022	15.0	**62**	<4.0	<4.0	<4.0	<4.0	**266**	<4.0	**17,100**	<4.0	<40	<40	<40	--	--	--
PSG-10-20	PSG-10-20-15	08/16/2022	15.0	<100 UJ	<100	<20	<100	<100 UJ	**150 J**	<100	**17,000 J+**	<10 UJ	--	--	--	--	--	<100
PSG-10-21	PSG-10-21-5	03/07/2019	5.0	**29**	<8.0	<8.0	<8.0	<8.0	**274**	<8.0	**15,900**	<8.0	<8.0	<8.0	<8.0	--	--	--
PSG-10-21	PSG-10-21-5	07/15/2019	5.0	**31**	<8.0	<8.0	<8.0	<8.0	**245**	<8.0	**15,400**	<8.0	<80	<80	<80	--	--	--
PSG-10-21	PSG-10-21-5	01/27/2020	5.0	**29**	<8.0	<8.0	<8.0	<8.0	**272**	<8.0	**16,700**	<8.0	<80	<80	<80	--	--	--
PSG-10-21	PSG-10-21-5	05/20/2020	5.0	**13**	<8.0	<8.0	<8.0	<8.0	**212**	<8.0	**10,400**	<8.0	<80	<80	<80	--	--	--
PSG-10-21	PSG-10-21-5	06/24/2020	5.0	**12**	<8.0	<8.0	<8.0	<8.0	**198**	<8.0	**12,000**	<8.0	<80	<80	<80	--	--	--
PSG-10-21	PSG-10-21-5	08/26/2020	5.0	**6.0 J**	<8.0	<8.0	<8.0	<8.0	**204**	<8.0	**10,700**	<8.0	<80	<80	<80	--	--	--
PSG-10-21	PSG-10-21-5 REP	08/26/2020	5.0	**5.0 J**	<8.0	<8.0	<8.0	<8.0	**201**	<8.0	**10,700**	<8.0	<80	<80	<80	--	--	--
PSG-10-21	PSG-10-21-5	10/29/2020	5.0	<8.0	<8.0	<8.0	<8.0	<8.0	**182**	<8.0	**10,700**	<8.0	<80	<80	<80	--	--	--
PSG-10-21	PSG-10-21-5	12/11/2020	5.0	<8.0	<8.0	<8.0	<8.0	<8.0	<8.0	<8.0	**124**	<8.0	<80	<80	<80	--	--	--
PSG-10-21	PSG-10-21-5	01/12/2021	5.0	<8.0	<8.0	<8.0	**3.0 J**	<8.0	**16**	<8.0	**496**	<8.0	<80	<80	<80	--	--	--
PSG-10-21	PSG-10-21-5	06/02/2021	5.0	<8.0	<8.0	<8.0	<8.0	<8.0	**67**	<8.0	**3,590**	<8.0	<80	<80	<80	--	--	--
PSG-10-21	PSG-10-21-5	09/13/2021	5.0	<8.0	<8.0	<8.0	<8.0	<8.0	**82 J**	<8.0	**4,260**	<8.0	<80	<80	<80	--	--	--
PSG-10-21	PSG-10-21-5	01/11/2022	5.0	**7.0**	<4.0	<4.0	<4.0	<4.0	**79**	<4.0	**4,990**	<4.0	<40	<40	<40	--	--	--
PSG-10-21	PSG-10-21-5	05/03/2022	5.0	**6.0**	<4.0	<4.0	<4.0	<4.0	**94**	<4.0	**6,000**	<4.0	<40	<40	<40	--	--	--
PSG-10-21	PSG-10-21-15	03/07/2019	15.0	**96**	<8.0	<8.0	<8.0	<8.0	**636**	<8.0	**39,300**	<8.0	<8.0	<8.0	<8.0	--	--	--
PSG-10-21	PSG-10-21-15	07/15/2019	15.0	**69**	<8.0	**2.0 J**	<8.0	<8.0	**411**	<8.0	**29,100**	<8.0	<80	<80	<80	--	--	--
PSG-10-21	PSG-10-21-15	01/27/2020	15.0	**82**	<8.0	<8.0	<8.0	<8.0	**517**	<8.0	**33,600**	<8.0	<80	<80	<80	--	--	--
PSG-10-21	PSG-10-21-15	05/20/2020	15.0	**57**	<8.0	<8.0	<8.0	<8.0	**415**	<8.0	**24,800**	<8.0	<80	<80	<80	--	--	--
PSG-10-21	PSG-10-21-15	06/24/2020	15.0	**46**	<8.0	<8.0	<8.0	<8.0	**357**	<8.0	**25,800**	<8.0	<80	<80	<80	--	--	--
PSG-10-21	PSG-10-21-15	08/26/2020	15.0	<8.0	<8.0	<8.0	<8.0	<8.0	**406**	<8.0	**25,700**	<8.0	<80	<80	<80	--	--	--
PSG-10-21	PSG-10-21-15	10/29/2020	15.0	<8.0	<8.0	<8.0	<8.0	<8.0	**451**	<8.0	**28,000**	<8.0	<80	<80	<80	--	--	--
PSG-10-21	PSG-10-21-15	12/11/2020	15.0	<8.0	<8.0	<8.0	<8.0	<8.0	**14**	<8.0	**632**	<8.0	<80	<80	<80	--	--	--
PSG-10-21	PSG-10-21-15 REP	12/11/2020	15.0	<8.0	<8.0	<8.0	<8.0	<8.0	**15**	<8.0	**847**	<8.0	<80	<80	<80	--	--	--
PSG-10-21	PSG-10-21-15	01/12/2021	15.0	**9.0**	<8.0	<8.0	<8.0	<8.0	**61**	<8.0	**3,520**	<8.0	<80	<80	<80	--	--	--
PSG-10-21	PSG-10-21-15	06/02/2021	15.0	**31**	**6.0 J**	<8.0	<8.0	<8.0	**196**	<8.0	**12,800**	<8.0	<80	<80	<80	--	--	--
PSG-10-21	PSG-10-21-15	09/13/2021	15.0	**31**	<8.0	<8.0	<8.0	<8.0	**239 J**	<8.0	**16,900**	<8.0	<80	<80	<80	--	--	--
PSG-10-21	PSG-10-21-15 REP	09/13/2021	15.0	**27**	<8.0	<8.0	<8.0	<8.0	**235 J**	<8.0	**15,700**	<8.0	<80	<80	<80	--	--	--
PSG-10-21	PSG-10-21-15	01/11/2022	15.0	**33**	<4.0	<4.0	<4.0	<4.0	**228**	<4.0	**14,700**	<4.0	<40	<40	<40	--	--	--
PSG-10-21	PSG-10-21-15	05/03/2022	15.0	**37**	<4.0	<4.0	<4.0	<4.0	**224**	<4.0	**18,100**	<4.0	<40	<40	<40	--	--	--
PSG-10-22	PSG-10-22-5	03/07/2019	5.0	**19**	<8.0	<8.0	<8.0	<8.0	**253**	<8.0	**12,400**	<8.0	<8.0	<8.0	<8.0	--	--	--
PSG-10-22	PSG-10-22-5	07/15/2019	5.0	**8.0**	<8.0	<8.0	<8.0	<8.0	**207**	<8.0	**9,920**	<8.0	<80	<80	<80	--	--	--
PSG-10-22	PSG-10-22-5	01/27/2020	5.0	**17**	<8.0	<8.0	<8.0	<8.0	**222**	<8.0	**12,100**	<8.0	<80	<80	<80	--	--	--
PSG-10-22	PSG-10-22-5	05/20/2020	5.0	**5.0 J**	<8.0	<8.0	<8.0	<8.0	**226**	<8.0	**9,330**	<8.0	<80	<80	<80	--	--	--
PSG-10-22	PSG-10-22-5	06/23/2020	5.0	**11**	<8.0	<8.0	<8.0	<8.0	**347**	<8.0	**15,500**	<8.0	<80	<80	<80	--	--	--
PSG-10-22	PSG-10-22-5	08/26/2020	5.0	**10**	<8.0	<8.0	<8.0	<8.0	**227**	<8.0	**10,400**	<8.0	<80	<80	<80	--	--	--
PSG-10-22	PSG-10-22-5	10/28/2020	5.0	**10**	<8.0	<8.0	<8.0	<8.0	**186**	<8.0	**8,770**	<8.0	<80	<80	<80	--	--	--
PSG-10-22	PSG-10-22-5	12/10/2020	5.0	<8.0	<8.0	<8.0	<8.0	<8.0	**24**	<8.0	**864**	<8.0	<80	<80	<80	--	--	--

TABLE A-5

HISTORICAL PERIMETER SOIL GAS SAMPLING RESULTS
Former Ford Aeronutronic Facility
Newport Beach, California

Sampling Location	Sample ID	Date Sampled [2]	Depth of Sample (feet bgs)	Volatile Organic Compounds [1] (µg/m³)									Leak Detection Compounds [1]					
				1,1-DCE	1,1-DCA	1,2-DCA	cis-1,2-DCE	trans-1,2-DCE	PCE	1,1,1-TCA	TCE	Vinyl Chloride	Heptane (µg/m³)	Hexane (µg/m³)	Pentane (µg/m³)	Helium (ppmv)	TFA (µg/m³)	DFA (µg/m³)
PSG-10-22	PSG-10-22-5	01/12/2021	5.0	<8.0	<8.0	<8.0	<8.0	<8.0	**54**	<8.0	**2,360**	<8.0	<80	<80	<80	--	--	--
PSG-10-22	PSG-10-22-5	06/02/2021	5.0	<8.0	<8.0	<8.0	<8.0	<8.0	**132**	<8.0	**5,740**	<8.0	<80	<80	<80	--	--	--
PSG-10-22	PSG-10-22-5	09/13/2021	5.0	<8.0	<8.0	<8.0	<8.0	<8.0	**135 J**	<8.0	**5,790**	<8.0	<80	<80	<80	--	--	--
PSG-10-22	PSG-10-22-5	01/11/2022	5.0	**5.0**	<4.0	<4.0	<4.0	<4.0	**108**	<4.0	**5,170**	<4.0	<40	<40	<40	--	--	--
PSG-10-22	PSG-10-22-5	05/03/2022	5.0	<4.0	<4.0	<4.0	<4.0	<4.0	**118**	<4.0	**6,350**	<4.0	<40	<40	<40	--	--	--
PSG-10-22	PSG-10-22-5	08/17/2022	5.0	<100 UJ	<100	<20	<100	<100 UJ	**64 J**	<100	**3,700 J+**	<10	--	--	--	--	--	<100
PSG-10-22	PSG-10-22-15	03/07/2019	15.0	**55**	<8.0	<8.0	<8.0	<8.0	**453**	<8.0	**22,800**	<8.0	<8.0	<8.0	<8.0	--	--	--
PSG-10-22	PSG-10-22-15	07/15/2019	15.0	**54**	<8.0	**10**	<8.0	<8.0	**354**	<8.0	**21,300**	<8.0	<80	<80	<80	--	--	--
PSG-10-22	PSG-10-22-15	01/27/2020	15.0	**67**	<8.0	**10**	<8.0	<8.0	**440**	<8.0	**24,900**	<8.0	<80	<80	<80	--	--	--
PSG-10-22	PSG-10-22-15	05/20/2020	15.0	**42**	<8.0	<8.0	<8.0	<8.0	**375**	<8.0	**18,700**	<8.0	<80	<80	<80	--	--	--
PSG-10-22	PSG-10-22-15	06/23/2020	15.0	**93**	<8.0	**19**	<8.0	<8.0	**575**	<8.0	**32,700**	<8.0	<80	<80	<80	--	--	--
PSG-10-22	PSG-10-22-15	08/26/2020	15.0	**74**	**6.0 J**	**15**	**5.0 J**	<8.0	**576**	<8.0	**20,800**	<8.0	<80	<80	<80	--	--	--
PSG-10-22	PSG-10-22-15	10/28/2020	15.0	**37**	<8.0	**14**	<8.0	<8.0	**331**	<8.0	**17,200**	<8.0	<80	<80	<80	--	--	--
PSG-10-22	PSG-10-22-15	12/10/2020	15.0	<8.0	<8.0	<8.0	<8.0	<8.0	**176**	<8.0	**8,790**	<8.0	<80	<80	<80	--	--	--
PSG-10-22	PSG-10-22-15	01/12/2021	15.0	<8.0	<8.0	<8.0	**4.0 J**	<8.0	**167**	<8.0	**8,970**	<8.0	<80	<80	<80	--	--	--
PSG-10-22	PSG-10-22-15	06/02/2021	15.0	**17**	**6.0 J**	<8.0	<8.0	<8.0	**249**	<8.0	**12,300**	<8.0	<80	<80	<80	--	--	--
PSG-10-22	PSG-10-22-15	09/13/2021	15.0	**18**	<8.0	<8.0	<8.0	<8.0	**278 J**	<8.0	**14,600**	<8.0	<80	<80	<80	--	--	--
PSG-10-22	PSG-10-22-15	01/11/2022	15.0	**25**	<4.0	<4.0	<4.0	<4.0	**218**	<4.0	**11,200**	<4.0	<40	<40	<40	--	--	--
PSG-10-22	PSG-10-22-15	05/03/2022	15.0	<4.0	<4.0	<4.0	<4.0	<4.0	**215**	<4.0	**12,200**	<4.0	<40	<40	<40	--	--	--
PSG-10-22	PSG-10-22-15	08/17/2022	15.0	<100 UJ	<100	<20	<100	<100 UJ	**150 J**	<100	**11,000 J+**	<10	--	--	--	--	--	<100
PSG-10-23	PSG-10-23-5	03/07/2019	5.0	<8.0	<8.0	<8.0	<8.0	<8.0	**75**	<8.0	**2,660**	<8.0	<8.0	<8.0	<8.0	--	--	--
PSG-10-23	PSG-10-23-5	07/15/2019	5.0	<8.0	<8.0	<8.0	<8.0	<8.0	**122**	<8.0	**5,400**	<8.0	<80	<80	<80	--	--	--
PSG-10-23	PSG-10-23-5	01/27/2020	5.0	<8.0	<8.0	<8.0	<8.0	<8.0	**127**	<8.0	**5,330**	**4.0 J**	<80	<80	<80	--	--	--
PSG-10-23	PSG-10-23-5	05/20/2020	5.0	<8.0	<8.0	<8.0	<8.0	<8.0	**100**	<8.0	**3,550**	<8.0	<80	<80	<80	--	--	--
PSG-10-23	PSG-10-23-5	06/24/2020	5.0	<8.0	<8.0	<8.0	<8.0	<8.0	**117**	<8.0	**4,770**	<8.0	<80	<80	<80	--	--	--
PSG-10-23	PSG-10-23-5	08/26/2020	5.0	<8.0	<8.0	<8.0	<8.0	<8.0	**141**	<8.0	**4,630**	<8.0	<80	<80	<80	--	--	--
PSG-10-23	PSG-10-23-5 REP	08/26/2020	5.0	**5.0 J**	<8.0	<8.0	<8.0	**5.0 J**	**159**	<8.0	**4,720**	<8.0	<80	<80	<80	--	--	--
PSG-10-23	PSG-10-23-5	10/29/2020	5.0	<8.0	<8.0	<8.0	<8.0	<8.0	**78**	<8.0	**2,700**	<8.0	<80	<80	<80	--	--	--
PSG-10-23	PSG-10-23-5	12/10/2020	5.0	<8.0	<8.0	<8.0	<8.0	<8.0	<8.0	<8.0	**129**	<8.0	<80	<80	<80	--	--	--
PSG-10-23	PSG-10-23-5	01/12/2021	5.0	<8.0	<8.0	<8.0	<8.0	<8.0	**25**	<8.0	**763**	<8.0	<80	<80	<80	--	--	--
PSG-10-23	PSG-10-23-5	06/02/2021	5.0	<8.0	<8.0	<8.0	<8.0	<8.0	**58**	<8.0	**1,980**	<8.0	<80	<80	<80	--	--	--
PSG-10-23	PSG-10-23-5	09/13/2021	5.0	<8.0	<8.0	<8.0	<8.0	<8.0	**98 J**	<8.0	**2,940**	<8.0	<80	<80	<80	--	--	--
PSG-10-23	PSG-10-23-5	01/11/2022	5.0	<4.0	<4.0	<4.0	<4.0	<4.0	**59**	<4.0	**2,040**	<4.0	<40	<40	<40	--	--	--
PSG-10-23	PSG-10-23-5	05/03/2022	5.0	<4.0	<4.0	<4.0	<4.0	<4.0	**99 J+**	<4.0	**2,880 J+**	<4.0	<40	<40	<40	--	--	--
PSG-10-23	PSG-10-23-5	08/17/2022	5.0	<100 UJ	<100	<20	<100	<100 UJ	**69 J**	<100	**2,600 J+**	<10	--	--	--	--	--	<100
PSG-10-23	PSG-10-23-5 REP	08/17/2022	5.0	<100 UJ	<100	<20	<100	<100 UJ	**56 J**	<100	**2,700 J+**	<10	--	--	--	--	--	<100
PSG-10-23	PSG-10-23-15	03/07/2019	15.0	**35**	<8.0	<8.0	<8.0	<8.0	**242**	<8.0	**13,200**	**14**	<8.0	<8.0	<8.0	--	--	--
PSG-10-23	PSG-10-23-15	01/27/2020	15.0	**27**	<8.0	**13**	<8.0	<8.0	**300**	<8.0	**17,200**	<8.0	<80	<80	<80	--	--	--
PSG-10-23	PSG-10-23-15	01/11/2022	15.0	**11**	<4.0	**13 J+**	<4.0	<4.0	**203**	<4.0	**11,400**	<4.0	<40	<40	<40	--	--	--
PSG-10-23	PSG-10-23-15	05/03/2022	15.0	**11**	<4.0	**15 J+**	<4.0	<4.0	**237 J+**	<4.0	**10,600 J+**	<4.0	<40	<40	<40	--	--	--
PSG-10-23	PSG-10-23-15	08/17/2022	15.0	<100 UJ	<100	<20	<100	<100 UJ	**130 J**	<100	**9,400 J+**	<10	--	--	--	--	--	<100
PSG-10-24	PSG-10-24-5	03/07/2019	5.0	**7.0 J**	<8.0	<8.0	<8.0	<8.0	**115**	<8.0	**5,520**	<8.0	<8.0	<8.0	<8.0	--	--	--
PSG-10-24	PSG-10-24-5 REP	03/07/2019	5.0	**7.0 J**	<8.0	<8.0	<8.0	<8.0	**132**	<8.0	**6,230**	<8.0	<8.0	<8.0	<8.0	--	--	--
PSG-10-24	PSG-10-24-5	07/15/2019	5.0	**9.0**	<8.0	<8.0	<8.0	<8.0	**135**	<8.0	**6,810**	<8.0	<80	<80	<80	--	--	--
PSG-10-24	PSG-10-24-5	01/27/2020	5.0	**8.0**	<8.0	<8.0	<8.0	<8.0	**132**	<8.0	**6,420**	<8.0	<80	<80	<80	--	--	--
PSG-10-24	PSG-10-24-5	05/20/2020	5.0	<8.0	<8.0	<8.0	<8.0	<8.0	**133**	<8.0	**5,500**	<8.0	<80	<80	<80	--	--	--
PSG-10-24	PSG-10-24-5	06/24/2020	5.0	<8.0	<8.0	<8.0	<8.0	<8.0	**129**	<8.0	**5,630**	<8.0	<80	<80	<80	--	--	--
PSG-10-24	PSG-10-24-5	08/26/2020	5.0	**9.0**	<8.0	<8.0	<8.0	**5.0 J**	**184**	<8.0	**7,440**	<8.0	<80	<80	<80	--	--	--
PSG-10-24	PSG-10-24-5	10/29/2020	5.0	**6.0 J**	<8.0	<8.0	<8.0	<8.0	**116**	<8.0	**4,870**	<8.0	<80	<80	<80	--	--	--
PSG-10-24	PSG-10-24-5 REP	10/29/2020	5.0	**6.0 J**	<8.0	<8.0	<8.0	<8.0	**130**	<8.0	**5,550**	<8.0	<80	<80	<80	--	--	--

TABLE A-5

HISTORICAL PERIMETER SOIL GAS SAMPLING RESULTS
Former Ford Aeronutronic Facility
Newport Beach, California

Sampling Location	Sample ID	Date Sampled [2]	Depth of Sample (feet bgs)	Volatile Organic Compounds [1] (µg/m³)									Leak Detection Compounds [1]					
				1,1-DCE	1,1-DCA	1,2-DCA	cis-1,2-DCE	trans-1,2-DCE	PCE	1,1,1-TCA	TCE	Vinyl Chloride	Heptane (µg/m³)	Hexane (µg/m³)	Pentane (µg/m³)	Helium (ppmv)	TFA (µg/m³)	DFA (µg/m³)
PSG-10-24	PSG-10-24-5	12/10/2020	5.0	**12**	<8.0	<8.0	<8.0	<8.0	**73**	<8.0	**2,990**	<8.0	<80	<80	<80	--	--	--
PSG-10-24	PSG-10-24-5	01/12/2021	5.0	<8.0	<8.0	<8.0	<8.0	<8.0	**74**	<8.0	**3,270**	<8.0	<80	<80	<80	--	--	--
PSG-10-24	PSG-10-24-5	06/02/2021	5.0	<8.0	<8.0	<8.0	<8.0	<8.0	**107**	<8.0	**4,540**	<8.0	<80	<80	<80	--	--	--
PSG-10-24	PSG-10-24-5 REP	06/02/2021	5.0	<8.0	<8.0	<8.0	<8.0	<8.0	**112**	<8.0	**4,630**	<8.0	<80	<80	<80	--	--	--
PSG-10-24	PSG-10-24-5	09/13/2021	5.0	<8.0	<8.0	<8.0	<8.0	<8.0	**107 J**	<8.0	**4,670**	<8.0	<80	<80	<80	--	--	--
PSG-10-24	PSG-10-24-5	01/11/2022	5.0	<4.0	<4.0	<4.0	<4.0	<4.0	**72**	<4.0	**3,290**	<4.0	<40	<40	<40	--	--	--
PSG-10-24	PSG-10-24-5	05/04/2022	5.0	<4.0	<4.0	<4.0	<4.0	<4.0	**87**	<4.0	**3,250**	<4.0	<40	<40	<40	--	--	--
PSG-10-24	PSG-10-24-5	08/17/2022	5.0	<100 UJ	<100	<20	<100	<100 UJ	**40 J**	<100	**2,600 J+**	<10	--	--	--	--	--	<100
PSG-10-24	PSG-10-24-9.5	07/15/2019	9.5	**20**	<8.0	<8.0	<8.0	<8.0	**189**	<8.0	**10,400**	<8.0	<80	<80	<80	--	--	--
PSG-10-24	PSG-10-24-9.5	03/07/2019	9.5	**19**	<8.0	<8.0	<8.0	<8.0	**218**	<8.0	**10,800**	<8.0	<8.0	<8.0	<8.0	--	--	--
PSG-10-24	PSG-10-24-9.5	01/27/2020	9.5	**17**	<8.0	<8.0	<8.0	<8.0	**200**	<8.0	**10,800**	<8.0	<80	<80	<80	--	--	--
PSG-10-24	PSG-10-24-9.5	05/20/2020	9.5	**9.0**	<8.0	<8.0	<8.0	<8.0	**186**	<8.0	**8,270**	<8.0	<80	<80	<80	--	--	--
PSG-10-24	PSG-10-24-9.5	06/24/2020	9.5	<8.0	<8.0	<8.0	<8.0	<8.0	**180**	<8.0	**9,660**	<8.0	<80	<80	<80	--	--	--
PSG-10-24	PSG-10-24-9.5	08/26/2020	9.5	**16**	<8.0	<8.0	<8.0	**5.0 J**	**200**	<8.0	**11,100**	<8.0	<80	<80	<80	--	--	--
PSG-10-24	PSG-10-24-9.5 REP	08/26/2020	9.5	**16**	<8.0	<8.0	<8.0	**4.0 J**	**223**	<8.0	**10,700**	<8.0	<80	<80	<80	--	--	--
PSG-10-24	PSG-10-24-9.5	10/29/2020	9.5	**14**	<8.0	<8.0	<8.0	<8.0	**209**	<8.0	**9,470**	<8.0	<80	<80	<80	--	--	--
PSG-10-24	PSG-10-24-9.5	12/10/2020	9.5	**14**	<8.0	<8.0	<8.0	<8.0	**139**	<8.0	**6,470**	<8.0	<80	<80	<80	--	--	--
PSG-10-24	PSG-10-24-9.5 REP	12/10/2020	9.5	**18**	<8.0	<8.0	<8.0	<8.0	**137**	<8.0	**6,840**	<8.0	<80	<80	<80	--	--	--
PSG-10-24	PSG-10-24-9.5	01/12/2021	9.5	**9.0**	<8.0	<8.0	<8.0	<8.0	**142**	<8.0	**6,880**	<8.0	<80	<80	<80	--	--	--
PSG-10-24	PSG-10-24-9.5	06/02/2021	9.5	<8.0	<8.0	<8.0	<8.0	<8.0	**108**	<8.0	**4,400**	<8.0	<80	<80	<80	--	--	--
PSG-10-24	PSG-10-24-9.5	09/13/2021	15.0	**4.0 J**	<8.0	<8.0	<8.0	<8.0	**185 J**	<8.0	**8,560**	<8.0	<80	<80	<80	--	--	--
PSG-10-24	PSG-10-24-9.5	01/11/2022	9.5	**7.0**	<4.0	<4.0	<4.0	<4.0	**131**	<4.0	**6,610**	<4.0	<40	<40	<40	--	--	--
PSG-10-24	PSG-10-24-9.5	05/04/2022	9.5	**7.0**	<4.0	<4.0	<4.0	<4.0	**159**	<4.0	**6,430**	<4.0	<40	<40	<40	--	--	--
PSG-10-24	PSG-10-24-9.5 REP	05/04/2022	9.5	**7.0**	<4.0	<4.0	<4.0	<4.0	**143**	<4.0	**5,850**	<4.0	<40	<40	<40	--	--	--
PSG-10-24	PSG-10-24-9.5	08/17/2022	15.0	<100 UJ	<100	<20	<100	<100 UJ	**110 J**	<100	**6,000 J+**	<10	--	--	--	--	--	<100
PSG-10-25	PSG-10-25-5	03/07/2019	5.0	<8.0	<8.0	<8.0	<8.0	<8.0	**131**	<8.0	**5,670**	<8.0	<8.0	<8.0	<8.0	--	--	--
PSG-10-25	PSG-10-25-5	07/15/2019	5.0	<8.0	<8.0	<8.0	<8.0	<8.0	**152**	<8.0	**5,970**	<8.0	<80	<80	<80	--	--	--
PSG-10-25	PSG-10-25-5	01/29/2020	5.0	<8.0	<8.0	<8.0	<8.0	<8.0	**115**	<8.0	**3,650**	<8.0	<80	<80	<80	--	--	--
PSG-10-25	PSG-10-25-5	05/20/2020	5.0	<8.0	<8.0	<8.0	<8.0	<8.0	**123**	<8.0	**4,120**	<8.0	<80	<80	<80	--	--	--
PSG-10-25	PSG-10-25-5 REP	05/20/2020	5.0	<8.0	<8.0	<8.0	<8.0	<8.0	**124**	<8.0	**3,970**	<8.0	<80	<80	<80	--	--	--
PSG-10-25	PSG-10-25-5	08/26/2020	5.0	<8.0	<8.0	<8.0	<8.0	**4.0 J**	**167**	<8.0	**4,930**	**2.0 J**	<80	<80	<80	--	--	--
PSG-10-25	PSG-10-25-5	01/12/2021	5.0	<8.0	<8.0	<8.0	**7.0 J**	<8.0	**50**	<8.0	**1,730**	<8.0	<80	<80	<80	--	--	--
PSG-10-25	PSG-10-25-5	06/02/2021	5.0	<8.0	<8.0	<8.0	<8.0	<8.0	**87**	<8.0	**3,160**	<8.0	<80	<80	<80	--	--	--
PSG-10-25	PSG-10-25-5	09/13/2021	5.0	<8.0	<8.0	<8.0	<8.0	<8.0	**117 J**	<8.0	**3,460**	<8.0	<80	<80	<80	--	--	--
PSG-10-25	PSG-10-25-5	01/11/2022	5.0	<4.0	<4.0	<4.0	<4.0	<4.0	**74**	<4.0	**2,660**	<4.0	<40	<40	<40	--	--	--
PSG-10-25	PSG-10-25-5	05/04/2022	5.0	<4.0	<4.0	<4.0	<4.0	<4.0	**102**	<4.0	**3,130**	<4.0	<40	<40	<40	--	--	--
PSG-10-25	PSG-10-25-5	08/17/2022	5.0	<100 UJ	<100	<20	<100	<100 UJ	**64 J**	<100	**3,000 J+**	<10	--	--	--	--	--	<100
PSG-10-25	PSG-10-25-15	03/07/2019	15.0	**60**	**6.0 J**	**27**	<8.0	<8.0	**476**	<8.0	**28,800**	<8.0	<8.0	<8.0	<8.0	--	--	--
PSG-10-25	PSG-10-25-15	07/15/2019	15.0	**60**	<8.0	**26**	**4.0 J**	<8.0	**371**	<8.0	**26,000**	<8.0	<80	<80	<80	--	--	--
PSG-10-25	PSG-10-25-15 REP	07/15/2019	15.0	**55**	<8.0	**26**	**3.0 J**	<8.0	**330**	<8.0	**23,800**	<8.0	<80	<80	<80	--	--	--
PSG-10-25	PSG-10-25-15	01/29/2020	15.0	**26**	**5.0 J**	**5.0 J**	<8.0	<8.0	**369**	<8.0	**21,400**	<8.0	<80	<80	<80	--	--	--
PSG-10-26	PSG-10-26-5	03/07/2019	5.0	<8.0	<8.0	<8.0	<8.0	<8.0	**141**	<8.0	**5,640**	<8.0	<8.0	<8.0	<8.0	--	--	--
PSG-10-26	PSG-10-26-5	07/17/2019	5.0	<8.0	<8.0	<8.0	<8.0	<8.0	**89**	<8.0	**3,070**	<8.0	<80	<80	<80	--	--	--
PSG-10-26	PSG-10-26-5	01/29/2020	5.0	<8.0	<8.0	<8.0	<8.0	<8.0	**62**	<8.0	**1,750**	<8.0	<80	<80	<80	--	--	--
PSG-10-26	PSG-10-26-5	05/20/2020	5.0	<8.0	<8.0	<8.0	<8.0	<8.0	**85**	<8.0	**2,580**	<8.0	<80	<80	<80	--	--	--
PSG-10-26	PSG-10-26-5	08/26/2020	5.0	<8.0	<8.0	<8.0	<8.0	**6.0 J**	**119**	<8.0	**3,320**	<8.0	<80	<80	<80	--	--	--
PSG-10-26	PSG-10-26-5	01/12/2021	5.0	<8.0	<8.0	<8.0	<8.0	<8.0	**44**	<8.0	**1,220**	<8.0	<80	<80	<80	--	--	--
PSG-10-26	PSG-10-26-5	06/02/2021	5.0	<8.0	<8.0	<8.0	<8.0	<8.0	**66**	<8.0	**1,880**	<8.0	<80	<80	<80	--	--	--
PSG-10-26	PSG-10-26-5	09/13/2021	5.0	<8.0	<8.0	<8.0	<8.0	<8.0	**71 J**	<8.0	**1,830**	<8.0	<80	<80	<80	--	--	--
PSG-10-26	PSG-10-26-5	01/11/2022	5.0	<4.0	<4.0	<4.0	<4.0	<4.0	**48**	<4.0	**1,360**	<4.0	<40	<40	<40	--	--	--

TABLE A-5

HISTORICAL PERIMETER SOIL GAS SAMPLING RESULTS
Former Ford Aeronutronic Facility
Newport Beach, California

Sampling Location	Sample ID	Date Sampled [2]	Depth of Sample (feet bgs)	Volatile Organic Compounds [1] (µg/m³)									Leak Detection Compounds [1]					
				1,1-DCE	1,1-DCA	1,2-DCA	cis-1,2-DCE	trans-1,2-DCE	PCE	1,1,1-TCA	TCE	Vinyl Chloride	Heptane (µg/m³)	Hexane (µg/m³)	Pentane (µg/m³)	Helium (ppmv)	TFA (µg/m³)	DFA (µg/m³)
PSG-10-26	PSG-10-26-5	05/04/2022	5.0	<4.0	<4.0	<4.0	<4.0	<4.0	**63**	<4.0	**1,520**	<4.0	<40	<40	<40	--	--	--
PSG-10-26	PSG-10-26-15	03/07/2019	15.0	**68**	**6.0 J**	<8.0	<8.0	<8.0	**361**	<8.0	**18,700**	<8.0	<8.0	<8.0	<8.0	--	--	--
PSG-10-26	PSG-10-26-15	07/17/2019	15.0	**51**	<8.0	<8.0	<8.0	<8.0	**255**	<8.0	**14,600**	<8.0	<80	<80	<80	--	--	--
PSG-10-26	PSG-10-26-15	01/29/2020	15.0	**48**	<8.0	<8.0	<8.0	<8.0	**226**	<8.0	**10,500**	<8.0	<80	<80	<80	--	--	--
PSG-10-26	PSG-10-26-15	05/20/2020	15.0	**32**	<8.0	<8.0	<8.0	<8.0	**235**	<8.0	**10,700**	<8.0	<80	<80	<80	--	--	--
PSG-10-26	PSG-10-26-15	08/26/2020	15.0	**34**	<8.0	<8.0	<8.0	<8.0	**224**	<8.0	**13,800**	<8.0	<80	<80	<80	--	--	--
PSG-10-26	PSG-10-26-15	01/12/2021	15.0	**26**	<8.0	<8.0	**4.0 J**	<8.0	**204**	<8.0	**5,320**	<8.0	<80	<80	<80	--	--	--
PSG-10-26	PSG-10-26-15	06/02/2021	15.0	**30**	<8.0	<8.0	<8.0	<8.0	**194**	<8.0	**10,600**	<8.0	<80	<80	<80	--	--	--
PSG-10-26	PSG-10-26-15	09/13/2021	15.0	**22**	**3.0 J**	<8.0	<8.0	<8.0	**224 J**	<8.0	**12,300**	<8.0	<80	<80	<80	--	--	--
PSG-10-26	PSG-10-26-15	05/04/2022	15.0	**19**	<4.0	<4.0	<4.0	<4.0	**198**	<4.0	**8,070**	<4.0	<40	<40	<40	--	--	--
PSG-10-27	PSG-10-27-5	03/07/2019	5.0	**10**	<8.0	<8.0	<8.0	<8.0	**100**	<8.0	**4,590**	<8.0	<8.0	<8.0	<8.0	--	--	--
PSG-10-27	PSG-10-27-5	07/17/2019	5.0	**13**	<8.0	<8.0	<8.0	<8.0	**102**	<8.0	**4,580**	<8.0	<80	<80	<80	--	--	--
PSG-10-27	PSG-10-27-5	01/30/2020	5.0	**10**	<8.0	<8.0	<8.0	<8.0	**80**	<8.0	**3,040**	<8.0	<80	<80	<80	--	--	--
PSG-10-27	PSG-10-27-5	05/20/2020	5.0	**6.0 J**	<8.0	<8.0	<8.0	<8.0	**102**	<8.0	**3,800**	<8.0	<80	<80	<80	--	--	--
PSG-10-27	PSG-10-27-5	08/26/2020	5.0	**12**	<8.0	<8.0	<8.0	<8.0	**142**	<8.0	**4,930**	<8.0	<80	<80	<80	--	--	--
PSG-10-27	PSG-10-27-5	01/12/2021	5.0	<8.0	<8.0	<8.0	<8.0	<8.0	**69**	<8.0	**2,320**	<8.0	<80	<80	<80	--	--	--
PSG-10-27	PSG-10-27-5	06/02/2021	5.0	<8.0	<8.0	<8.0	<8.0	<8.0	**98**	<8.0	**3,520**	<8.0	<80	<80	<80	--	--	--
PSG-10-27	PSG-10-27-5	09/13/2021	5.0	<8.0	<8.0	<8.0	<8.0	<8.0	**127 J**	<8.0	**3,920**	<8.0	<80	<80	<80	--	--	--
PSG-10-27	PSG-10-27-5	01/11/2022	5.0	<4.0	<4.0	<4.0	<4.0	<4.0	**59**	<4.0	**2,100**	<4.0	<40	<40	<40	--	--	--
PSG-10-27	PSG-10-27-5	05/04/2022	5.0	<4.0	<4.0	<4.0	<4.0	<4.0	**88**	<4.0	**2,510**	<4.0	<40	<40	<40	--	--	--
PSG-10-27	PSG-10-27-5	08/17/2022	5.0	<100 UJ	<100	<20	<100	<100 UJ	**40 J**	<100	**2,000 J+**	<10	--	--	--	--	--	<100
PSG-10-27	PSG-10-27-15	03/07/2019	15.0	**64**	**10**	<8.0	<8.0	<8.0	**298**	<8.0	**14,100**	<8.0	<8.0	<8.0	<8.0	--	--	--
PSG-10-27	PSG-10-27-15	07/17/2019	15.0	**55**	**4.0 J**	<8.0	**2.0 J**	<8.0	**218**	<8.0	**11,400**	<8.0	<80	<80	<80	--	--	--
PSG-10-27	PSG-10-27-15	01/30/2020	15.0	**53**	**9.0**	<8.0	<8.0	<8.0	**217**	<8.0	**10,100**	<8.0	<80	<80	<80	--	--	--
PSG-10-27	PSG-10-27-15 REP	01/30/2020	15.0	**56**	**5.0 J**	<8.0	<8.0	<8.0	**215**	<8.0	**10,200**	<8.0	<80	<80	<80	--	--	--
PSG-10-27	PSG-10-27-15	05/20/2020	15.0	**36**	<8.0	<8.0	<8.0	<8.0	**195**	<8.0	**8,790**	<8.0	<80	<80	<80	--	--	--
PSG-10-27	PSG-10-27-15	08/26/2020	15.0	**38**	**8.0**	<8.0	<8.0	**4.0 J**	**218**	<8.0	**10,900**	**3.0 J**	<80	<80	<80	--	--	--
PSG-10-27	PSG-10-27-15	01/12/2021	15.0	**38**	<8.0	<8.0	<8.0	<8.0	**206**	<8.0	**10,000**	<8.0	<80	<80	<80	--	--	--
PSG-10-27	PSG-10-27-15	06/02/2021	15.0	**35**	**8.0**	<8.0	<8.0	<8.0	**197**	<8.0	**9,280**	<8.0	<80	<80	<80	--	--	--
PSG-10-27	PSG-10-27-15	09/13/2021	15.0	**28**	<8.0	<8.0	<8.0	<8.0	**220 J**	<8.0	**10,100**	<8.0	<80	<80	<80	--	--	--
PSG-10-27	PSG-10-27-15	01/11/2022	15.0	**26**	**5.0**	<4.0	<4.0	<4.0	**187**	<4.0	**9,120**	<4.0	<40	<40	<40	--	--	--
PSG-10-27	PSG-10-27-15	05/04/2022	15.0	**24**	**5.0**	<4.0	<4.0	<4.0	**195**	<4.0	**7,480**	<4.0	<40	<40	<40	--	--	--
PSG-10-27	PSG-10-27-15 REP	05/04/2022	15.0	**23**	**4.0**	<4.0	<4.0	<4.0	**186**	<4.0	**7,060**	<4.0	<40	<40	<40	--	--	--
PSG-10-27	PSG-10-27-15	08/17/2022	15.0	<100 UJ	<100	<20	<100	<100 UJ	**93 J**	<100	**5,400 J+**	<10	--	--	--	--	--	<100
PSG-10-28	PSG-10-28-5	03/07/2019	5.0	<8.0	<8.0	<8.0	<8.0	<8.0	**64**	<8.0	**2,190**	<8.0	<8.0	<8.0	<8.0	--	--	--
PSG-10-28	PSG-10-28-5	07/18/2019	5.0	<8.0	<8.0	<8.0	<8.0	<8.0	**61**	<8.0	**1,660**	<8.0	<80	<80	<80	--	--	--
PSG-10-28	PSG-10-28-5	01/30/2020	5.0	<8.0	<8.0	<8.0	<8.0	<8.0	**44**	<8.0	**1,140**	<8.0	<80	<80	<80	--	--	--
PSG-10-28	PSG-10-28-5	05/20/2020	5.0	<8.0	<8.0	<8.0	<8.0	<8.0	**53**	<8.0	**1,210**	<8.0	<80	<80	<80	--	--	--
PSG-10-28	PSG-10-28-5	08/26/2020	5.0	<8.0	<8.0	<8.0	<8.0	**4.0 J**	**86**	<8.0	**1,480**	**3.0 J**	<80	<80	<80	--	--	--
PSG-10-28	PSG-10-28-5	01/13/2021	5.0	<8.0	<8.0	<8.0	<8.0	<8.0	**32**	<8.0	**721**	<8.0	<80	<80	<80	--	--	--
PSG-10-28	PSG-10-28-5	06/03/2021	5.0	<8.0	<8.0	<8.0	<8.0	<8.0	**41**	<8.0	**935**	<8.0	<80	<80	<80	--	--	--
PSG-10-28	PSG-10-28-5	09/13/2021	5.0	<8.0	<8.0	<8.0	<8.0	<8.0	**69 J**	<8.0	**1,210**	<8.0	<80	<80	<80	--	--	--
PSG-10-28	PSG-10-28-5	01/11/2022	5.0	<4.0	<4.0	<4.0	<4.0	<4.0	**33**	<4.0	**729 J**	<4.0	<40	<40	<40	--	--	--
PSG-10-28	PSG-10-28-5	05/04/2022	5.0	<4.0	<4.0	<4.0	<4.0	<4.0	**29**	<4.0	**227**	<4.0	<40	<40	<40	--	--	--
PSG-10-28	PSG-10-28-5	08/17/2022	5.0	<100 UJ	<100	<20	<100	<100 UJ	<20 UJ	<100	**130 J+**	<10	--	--	--	--	--	<100
PSG-10-28	PSG-10-28-15	03/07/2019	15.0	**58**	**5.0 J**	<8.0	<8.0	<8.0	**117**	<8.0	**6,810**	<8.0	<80	<80	<80	--	--	--
PSG-10-28	PSG-10-28-15	07/18/2019	15.0	**51**	<8.0	<8.0	<8.0	<8.0	**160**	<8.0	**7,680**	<8.0	<80	<80	<80	--	--	--
PSG-10-28	PSG-10-28-15 REP	07/18/2019	15.0	**48**	<8.0	<8.0	<8.0	<8.0	**148**	<8.0	**7,440**	<8.0	<80	<80	<80	--	--	--
PSG-10-28	PSG-10-28-15	01/30/2020	15.0	**40**	**4.0 J**	<8.0	<8.0	<8.0	**152**	<8.0	**6,280**	<8.0	<80	<80	<80	--	--	--
PSG-10-28	PSG-10-28-15	05/20/2020	15.0	**31**	<8.0	<8.0	<8.0	<8.0	**152**	<8.0	**5,670**	<8.0	<80	<80	<80	--	--	--

TABLE A-5

HISTORICAL PERIMETER SOIL GAS SAMPLING RESULTS
Former Ford Aeronutronic Facility
Newport Beach, California

Sampling Location	Sample ID	Date Sampled [2]	Depth of Sample (feet bgs)	Volatile Organic Compounds [1] (µg/m³)									Leak Detection Compounds [1]					
				1,1-DCE	1,1-DCA	1,2-DCA	cis-1,2-DCE	trans-1,2-DCE	PCE	1,1,1-TCA	TCE	Vinyl Chloride	Heptane (µg/m³)	Hexane (µg/m³)	Pentane (µg/m³)	Helium (ppmv)	TFA (µg/m³)	DFA (µg/m³)
PSG-10-28	PSG-10-28-15	08/26/2020	15.0	**36**	<8.0	<8.0	<8.0	<8.0	**188**	<8.0	**7,180**	<8.0	<80	<80	<80	--	--	--
PSG-10-28	PSG-10-28-15	01/13/2021	15.0	**41**	<8.0	<8.0	<8.0	<8.0	**161**	<8.0	**6,520**	<8.0	<80	<80	<80	--	--	--
PSG-10-28	PSG-10-28-15 REP	01/13/2021	15.0	**33**	<8.0	<8.0	<8.0	<8.0	**147**	<8.0	**6,480**	<8.0	<80	<80	<80	--	--	--
PSG-10-28	PSG-10-28-15	06/03/2021	15.0	**32**	<8.0	<8.0	<8.0	<8.0	**162**	<8.0	**6,690**	<8.0	<80	<80	<80	--	--	--
PSG-10-28	PSG-10-28-15	09/13/2021	15.0	**17**	<8.0	<8.0	<8.0	<8.0	**149 J**	<8.0	**6,130**	<8.0	<80	<80	<80	--	--	--
PSG-10-28	PSG-10-28-15	01/11/2022	15.0	**19**	<4.0	<4.0	<4.0	<4.0	**129**	<4.0	**5,320 J**	<4.0	<40	<40	<40	--	--	--
PSG-10-28	PSG-10-28-15	05/04/2022	15.0	**17**	<4.0	<4.0	<4.0	<4.0	**122**	<4.0	**4,120**	<4.0	<40	<40	<40	--	--	--
PSG-10-28	PSG-10-28-15	08/17/2022	15.0	<100 UJ	<100	<20	<100	<100 UJ	**52 J**	<100	**3,100 J+**	<10	--	--	--	--	--	<100
PSG-10-29	PSG-10-29-5	03/07/2019	5.0	**10**	<8.0	<8.0	<8.0	<8.0	**41**	<8.0	**1,400**	<8.0	<80	<80	<80	--	--	--
PSG-10-29	PSG-10-29-5	07/18/2019	5.0	**9.0**	<8.0	<8.0	<8.0	<8.0	**63**	<8.0	**1,810**	<8.0	<80	<80	<80	--	--	--
PSG-10-29	PSG-10-29-5	01/30/2020	5.0	<8.0	<8.0	<8.0	<8.0	<8.0	**42**	<8.0	**982**	<8.0	<80	<80	<80	--	--	--
PSG-10-29	PSG-10-29-5	05/20/2020	5.0	<8.0	<8.0	<8.0	<8.0	<8.0	**53**	<8.0	**1,340**	<8.0	<80	<80	<80	--	--	--
PSG-10-29	PSG-10-29-5	08/26/2020	5.0	**8.0 J**	<8.0	<8.0	<8.0	**4.0 J**	**84**	<8.0	**1,730**	**2.0 J**	<80	<80	<80	--	--	--
PSG-10-29	PSG-10-29-5	01/13/2021	5.0	<8.0	<8.0	<8.0	<8.0	<8.0	**34**	<8.0	**914**	<8.0	<80	<80	<80	--	--	--
PSG-10-29	PSG-10-29-5	06/03/2021	5.0	<8.0	**6.0 J**	<8.0	<8.0	<8.0	**48**	<8.0	**1,320**	<8.0	<80	<80	<80	--	--	--
PSG-10-29	PSG-10-29-5	09/14/2021	5.0	<8.0	<8.0	<8.0	<8.0	<8.0	**51**	<8.0	**1,190**	<8.0 UJ	<80	<80	<80	--	--	--
PSG-10-29	PSG-10-29-5	01/11/2022	5.0	<4.0	<4.0	<4.0	<4.0	<4.0	**31**	<4.0	**803 J**	<4.0	<40	<40	<40	--	--	--
PSG-10-29	PSG-10-29-5	05/04/2022	5.0	<4.0	<4.0	<4.0	<4.0	<4.0	**45**	<4.0	**1,040**	<4.0	<40	<40	<40	--	--	--
PSG-10-29	PSG-10-29-5	08/17/2022	5.0	<100 UJ	<100	<20	<100	<100 UJ	**28 J**	<100	**940 J+**	<10	--	--	--	--	--	<100
PSG-10-29	PSG-10-29-15	03/07/2019	15.0	**67**	**8.0**	<8.0	<8.0	<8.0	**118**	<8.0	**4,900**	<8.0	<80	<80	<80	--	--	--
PSG-10-29	PSG-10-29-15	07/18/2019	15.0	**50**	<8.0	<8.0	<8.0	<8.0	**127**	<8.0	**4,890**	<8.0	<80	<80	<80	--	--	--
PSG-10-29	PSG-10-29-15	01/30/2020	15.0	**47**	<8.0	<8.0	<8.0	<8.0	**136**	<8.0	**4,140**	<8.0	<80	<80	<80	--	--	--
PSG-10-29	PSG-10-29-15 REP	01/30/2020	15.0	**39**	<8.0	<8.0	<8.0	<8.0	**121**	<8.0	**3,910**	<8.0	<80	<80	<80	--	--	--
PSG-10-29	PSG-10-29-15	05/20/2020	15.0	**35**	<8.0	<8.0	<8.0	<8.0	**120**	<8.0	**3,930**	<8.0	<80	<80	<80	--	--	--
PSG-10-29	PSG-10-29-15	08/26/2020	15.0	**41**	**7.0 J**	<8.0	<8.0	**4.0 J**	**129**	<8.0	**4,620**	<8.0	<80	<80	<80	--	--	--
PSG-10-29	PSG-10-29-15	01/13/2021	15.0	**48**	<8.0	<8.0	**4.0 J**	<8.0	**124**	<8.0	**4,350**	<8.0	<80	<80	<80	--	--	--
PSG-10-29	PSG-10-29-15	06/03/2021	15.0	**37**	**10**	<8.0	<8.0	<8.0	**118**	<8.0	**4,080**	<8.0	<80	<80	<80	--	--	--
PSG-10-29	PSG-10-29-15 REP	06/03/2021	15.0	**36**	**11**	<8.0	<8.0	<8.0	**124**	<8.0	**4,140**	<8.0	<80	<80	<80	--	--	--
PSG-10-29	PSG-10-29-15	09/14/2021	15.0	**22**	**2.0 J**	<8.0	<8.0	<8.0	**109**	<8.0	**3,660 J**	<8.0 UJ	<80	<80	<80	--	--	--
PSG-10-29	PSG-10-29-15 REP	09/14/2021	15.0	**22**	**2.0 J**	<8.0	<8.0	<8.0	**105**	<8.0	**3,620 J**	<8.0 UJ	<80	<80	<80	--	--	--
PSG-10-29	PSG-10-29-15	01/11/2022	15.0	**28**	**5.0**	<4.0	<4.0	<4.0	**116**	<4.0	**3,830 J**	<4.0	<40	<40	<40	--	--	--
PSG-10-29	PSG-10-29-15	05/04/2022	15.0	**22**	**4.0**	<4.0	<4.0	<4.0	**112**	<4.0	**3,280**	<4.0	<40	<40	<40	--	--	--
PSG-10-29	PSG-10-29-15 [5]	08/17/2022	15.0	<100 UJ	<100	<20	<100	<100 UJ	**31 J**	<100	**1,500 J+**	<10	--	--	--	--	--	<100
PSG-10-29	PSG-10-29-15	12/21/2022	15.0	<100	<100	<20	<100	<100 UJ	**110**	<100	**3,400**	<10	--	--	--	--	--	<100
PSG-10-30	PSG-10-30-5 [5]	03/08/2019	5.0	**42**	**7.0 J**	<8.0	<8.0	<8.0	**118**	<8.0	**4,400**	<8.0	<80	<80	<80	--	--	--
PSG-10-30	PSG-10-30-5 REP [5]	03/08/2019	5.0	**49**	**8.0 J**	<8.0	<8.0	<8.0	**134**	<8.0	**4,920**	<8.0	<80	<80	<80	--	--	--
PSG-10-30	PSG-10-30-5 [5]	07/18/2019	5.0	**43**	<8.0	<8.0	<8.0	<8.0	**106**	<8.0	**4,390**	<8.0	<80	<80	<80	--	--	--
PSG-10-30	PSG-10-30-5	01/30/2020	5.0	<8.0	<8.0	<8.0	<8.0	<8.0	**54**	<8.0	**1,600**	<8.0	<80	<80	<80	--	--	--
PSG-10-30	PSG-10-30-5 [5]	05/21/2020	5.0	**27**	<8.0	<8.0	<8.0	<8.0	**113**	<8.0	**3,590**	<8.0	<80	<80	<80	--	--	--
PSG-10-30	PSG-10-30-5	08/26/2020	5.0	**20**	<8.0	<8.0	<8.0	**4.0 J**	**94**	<8.0	**2,740**	<8.0	<80	<80	<80	--	--	--
PSG-10-30	PSG-10-30-5	01/13/2021	5.0	**15**	<8.0	<8.0	<8.0	<8.0	**51**	<8.0	**1,600**	<8.0	<80	<80	<80	--	--	--
PSG-10-30	PSG-10-30-5	06/03/2021	5.0	**5.0 J**	<8.0	<8.0	<8.0	<8.0	**60**	<8.0	**1,990**	<8.0	<80	<80	<80	--	--	--
PSG-10-30	PSG-10-30-5	09/14/2021	5.0	<8.0	<8.0	<8.0	<8.0	<8.0	**59**	<8.0	**1,490**	<8.0 UJ	<80	<80	<80	--	--	--
PSG-10-30	PSG-10-30-5	01/11/2022	5.0	**13**	<4.0	<4.0	<4.0	<4.0	**66**	<4.0	**2,100 J**	<4.0	<40	<40	<40	--	--	--
PSG-10-30	PSG-10-30-5	05/04/2022	5.0	<4.0	<4.0	<4.0	<4.0	<4.0	**60**	<4.0	**1,420**	<4.0	<40	<40	<40	--	--	--
PSG-10-30	PSG-10-30-15 [5]	03/08/2019	15.0	**12**	<8.0	<8.0	<8.0	<8.0	**54**	<8.0	**1,970**	<8.0	<80	<80	<80	--	--	--
PSG-10-30	PSG-10-30-15 [5]	07/18/2019	15.0	**15**	<8.0	<8.0	<8.0	<8.0	**71**	<8.0	**2,270**	<8.0	<80	<80	<80	--	--	--
PSG-10-30	PSG-10-30-15	01/30/2020	15.0	**31**	<8.0	<8.0	<8.0	<8.0	**114**	<8.0	**3,500**	<8.0	<80	<80	<80	--	--	--
PSG-10-30	PSG-10-30-15 [5]	05/21/2020	15.0	**11**	<8.0	<8.0	<8.0	<8.0	**77**	<8.0	**2,130**	<8.0	<80	<80	<80	--	--	--

TABLE A-5

HISTORICAL PERIMETER SOIL GAS SAMPLING RESULTS
Former Ford Aeronutronic Facility
Newport Beach, California

Sampling Location	Sample ID	Date Sampled [2]	Depth of Sample (feet bgs)	Volatile Organic Compounds [1] (µg/m³)									Leak Detection Compounds [1]					
				1,1-DCE	1,1-DCA	1,2-DCA	cis-1,2-DCE	trans-1,2-DCE	PCE	1,1,1-TCA	TCE	Vinyl Chloride	Heptane (µg/m³)	Hexane (µg/m³)	Pentane (µg/m³)	Helium (ppmv)	TFA (µg/m³)	DFA (µg/m³)
PSG-10-30	PSG-10-30-15 REP [5]	05/21/2020	15.0	**11**	<8.0	<8.0	<8.0	<8.0	**78**	<8.0	**2,130**	<8.0	<80	<80	<80	--	--	--
PSG-10-30	PSG-10-30-15	08/26/2020	15.0	**38**	<8.0	<8.0	<8.0	**4.0 J**	**133**	<8.0	**4,560**	<8.0	<80	<80	<80	--	--	--
PSG-10-30	PSG-10-30-15	01/13/2021	15.0	**32**	<8.0	<8.0	<8.0	<8.0	**107**	<8.0	**3,630**	<8.0	<80	<80	<80	--	--	--
PSG-10-30	PSG-10-30-15	06/03/2021	15.0	**29**	<8.0	<8.0	<8.0	<8.0	**101**	<8.0	**3,510**	<8.0	<80	<80	<80	--	--	--
PSG-10-30	PSG-10-30-15	09/14/2021	15.0	**14**	**2.0 J**	<8.0	<8.0	<8.0	**90**	<8.0	**3,080**	<8.0 UJ	<80	<80	<80	--	--	--
PSG-10-30	PSG-10-30-15	01/11/2022	15.0	**18**	<4.0	<4.0	<4.0	<4.0	**85**	<4.0	**2,800 J**	<4.0	<40	<40	<40	--	--	--
PSG-10-30	PSG-10-30-15	05/04/2022	15.0	**18**	<4.0	<4.0	<4.0	<4.0	**94**	<4.0	**2,830**	<4.0	<40	<40	<40	--	--	--
PSG-10-31	PSG-10-31-5	03/08/2019	5.0	<8.0	<8.0	<8.0	<8.0	<8.0	**18**	<8.0	**327**	<8.0	<80	<80	<80	--	--	--
PSG-10-31	PSG-10-31-5	07/18/2019	5.0	<8.0	<8.0	<8.0	<8.0	<8.0	**28**	<8.0	**489**	<8.0	<80	<80	<80	--	--	--
PSG-10-31	PSG-10-31-5	01/30/2020	5.0	<8.0	<8.0	<8.0	<8.0	<8.0	**16**	<8.0	**261**	<8.0	<80	<80	<80	--	--	--
PSG-10-31	PSG-10-31-5 [5]	05/21/2020	5.0	**30**	<8.0	<8.0	<8.0	<8.0	**76**	<8.0	**1,840**	<8.0	<80	<80	<80	--	--	--
PSG-10-31	PSG-10-31-5	09/02/2020	5.0	<8.0	<8.0	<8.0	<8.0	<8.0	**27**	<8.0	**380**	<8.0	<80	<80	<80	--	--	--
PSG-10-31	PSG-10-31-5	01/13/2021	5.0	<8.0	<8.0	<8.0	<8.0	<8.0	**20**	<8.0	**317**	<8.0	<80	<80	<80	--	--	--
PSG-10-31	PSG-10-31-5 REP	01/13/2021	5.0	<8.0	<8.0	<8.0	<8.0	<8.0	**19**	<8.0	**284**	<8.0	<80	<80	<80	--	--	--
PSG-10-31	PSG-10-31-5	06/03/2021	5.0	<8.0	<8.0	<8.0	<8.0	<8.0	**25**	<8.0	**401**	<8.0	<80	<80	<80	--	--	--
PSG-10-31	PSG-10-31-5	09/14/2021	5.0	<8.0	<8.0	<8.0	<8.0	<8.0	**26**	<8.0	**352**	<8.0 UJ	<80	<80	<80	--	--	--
PSG-10-31	PSG-10-31-5	01/11/2022	5.0	<4.0	<4.0	<4.0	<4.0	<4.0	**24**	<4.0	**312 J**	<4.0	<40	<40	<40	--	--	--
PSG-10-31	PSG-10-31-5	05/04/2022	5.0	<4.0	<4.0	<4.0	<4.0	<4.0	**26**	<4.0	**301**	<4.0	<40	<40	<40	--	--	--
PSG-10-31	PSG-10-31-5	08/18/2022	5.0	<100	<100	<20	<100	<100	<20 UJ	<100	**300 J+**	<10	--	--	--	--	--	<100
PSG-10-31	PSG-10-31-15	03/08/2019	15.0	**56**	**10**	<8.0	<8.0	<8.0	**88**	<8.0	**2,410**	<8.0	<80	<80	<80	--	--	--
PSG-10-31	PSG-10-31-15	07/18/2019	15.0	**48**	**4.0 J**	<8.0	<8.0	<8.0	**89**	<8.0	**2,330**	<8.0	<80	<80	<80	--	--	--
PSG-10-31	PSG-10-31-15	01/30/2020	15.0	**30**	<8.0	<8.0	<8.0	<8.0	**87**	<8.0	**2,000**	<8.0	<80	<80	<80	--	--	--
PSG-10-31	PSG-10-31-15	05/21/2020	15.0	**35**	**4.0 J**	<8.0	<8.0	<8.0	**83**	<8.0	**1,870**	<8.0	<80	<80	<80	--	--	--
PSG-10-31	PSG-10-31-15	09/02/2020	15.0	**27**	**6.0 J**	<8.0	<8.0	<8.0	**88**	<8.0	**2,060**	<8.0	<80	<80	<80	--	--	--
PSG-10-31	PSG-10-31-15 REP	09/02/2020	15.0	**32**	**4.0 J**	<8.0	<8.0	<8.0	**85**	<8.0	**2,030**	<8.0	<80	<80	<80	--	--	--
PSG-10-31	PSG-10-31-15	01/13/2021	15.0	**33**	<8.0	<8.0	<8.0	<8.0	**83**	<8.0	**1,980**	<8.0	<80	<80	<80	--	--	--
PSG-10-31	PSG-10-31-15	06/03/2021	15.0	**29**	<8.0	<8.0	<8.0	<8.0	**71**	<8.0	**1,840**	<8.0	<80	<80	<80	--	--	--
PSG-10-31	PSG-10-31-15	09/14/2021	15.0	**18**	**2.0 J**	<8.0	<8.0	<8.0	**76**	<8.0	**1,730**	<8.0 UJ	<80	<80	<80	--	--	--
PSG-10-31	PSG-10-31-15	01/11/2022	15.0	**25**	**6.0**	<4.0	<4.0	<4.0	**74**	<4.0	**1,750 J**	<4.0	<40	<40	<40	--	--	--
PSG-10-31	PSG-10-31-15	05/04/2022	15.0	**23**	**5.0**	<4.0	<4.0	<4.0	**76**	<4.0	**1,570**	<4.0	<40	<40	<40	--	--	--
PSG-10-31	PSG-10-31-15	08/18/2022	15.0	<100	<100	<20	<100	<100	**49 J**	<100	**1,600 J+**	<10	--	--	--	--	--	<100
PSG-10-32	PSG-10-32-5	03/08/2019	5.0	<8.0	<8.0	<8.0	<8.0	<8.0	**24**	<8.0	**813**	<8.0	<80	<80	<80	--	--	--
PSG-10-32	PSG-10-32-5	07/18/2019	5.0	<8.0	<8.0	<8.0	<8.0	<8.0	**36**	<8.0	**961**	<8.0	<80	<80	<80	--	--	--
PSG-10-32	PSG-10-32-5	01/30/2020	5.0	<8.0	<8.0	<8.0	<8.0	<8.0	**22**	<8.0	**475**	<8.0	<80	<80	<80	--	--	--
PSG-10-32	PSG-10-32-5	05/21/2020	5.0	<8.0 UJ	<8.0	<8.0	<8.0	<8.0	**28**	<8.0	**704**	<8.0	<80	<80	<80	--	--	--
PSG-10-32	PSG-10-32-5	09/02/2020	5.0	<8.0	<8.0	<8.0	<8.0	<8.0	**41**	<8.0	**746**	<8.0	<80	<80	<80	--	--	--
PSG-10-32	PSG-10-32-5	01/13/2021	5.0	<8.0	<8.0	<8.0	<8.0	<8.0	**23**	<8.0	**474**	<8.0	<80	<80	<80	--	--	--
PSG-10-32	PSG-10-32-5	06/03/2021	5.0	<8.0	<8.0	<8.0	<8.0	<8.0	**27**	<8.0	**608**	<8.0	<80	<80	<80	--	--	--
PSG-10-32	PSG-10-32-5	09/14/2021	5.0	<8.0	<8.0	<8.0	<8.0	<8.0	**37**	<8.0	**612**	<8.0 UJ	<80	<80	<80	--	--	--
PSG-10-32	PSG-10-32-5	01/11/2022	5.0	<4.0	<4.0	<4.0	<4.0	<4.0	**19**	<4.0	**348 J**	<4.0	<40	<40	<40	--	--	--
PSG-10-32	PSG-10-32-5 REP	01/11/2022	5.0	<4.0	<4.0	<4.0	<4.0	<4.0	**24**	<4.0	**434 J**	<4.0	<40	<40	<40	--	--	--
PSG-10-32	PSG-10-32-5	05/04/2022	5.0	<4.0	<4.0	<4.0	<4.0	<4.0	**25**	<4.0	**435**	<4.0	<40	<40	<40	--	--	--
PSG-10-32	PSG-10-32-5	08/18/2022	5.0	<100 UJ	<100 UJ	<20 UJ	<100 UJ	<100 UJ	<20 UJ	<100 UJ	**270 J**	<10 UJ	--	--	--	--	--	<100
PSG-10-32	PSG-10-32-5 REP	08/18/2022	5.0	<100	<100	<20	<100	<100	**22 J**	<100	**440 J+**	<10	--	--	--	--	--	<100
PSG-10-32	PSG-10-32-15	03/08/2019	15.0	**25**	**5.0 J**	<8.0	<8.0	<8.0	**65**	<8.0	**2,410**	<8.0	<80	<80	<80	--	--	--
PSG-10-32	PSG-10-32-15	07/18/2019	15.0	**29**	<8.0	<8.0	<8.0	<8.0	**75**	<8.0	**2,650**	<8.0	<80	<80	<80	--	--	--
PSG-10-32	PSG-10-32-15	01/30/2020	15.0	**16**	<8.0	<8.0	<8.0	<8.0	**76**	<8.0	**2,200**	<8.0	<80	<80	<80	--	--	--
PSG-10-32	PSG-10-32-15	05/21/2020	15.0	**16 J-**	<8.0	<8.0	<8.0	<8.0	**72**	<8.0	**2,310**	<8.0	<80	<80	<80	--	--	--
PSG-10-32	PSG-10-32-15	09/02/2020	15.0	**15**	<8.0	<8.0	<8.0	<8.0	**82**	<8.0	**2,540**	<8.0	<80	<80	<80	--	--	--
PSG-10-32	PSG-10-32-15	01/13/2021	15.0	<8.0	<8.0	<8.0	<8.0	<8.0	**76**	<8.0	**2,390**	<8.0	<80	<80	<80	--	--	--

TABLE A-5

HISTORICAL PERIMETER SOIL GAS SAMPLING RESULTS
Former Ford Aeronutronic Facility
Newport Beach, California

Sampling Location	Sample ID	Date Sampled [2]	Depth of Sample (feet bgs)	Volatile Organic Compounds [1] (µg/m³)									Leak Detection Compounds [1]					
				1,1-DCE	1,1-DCA	1,2-DCA	cis-1,2-DCE	trans-1,2-DCE	PCE	1,1,1-TCA	TCE	Vinyl Chloride	Heptane (µg/m³)	Hexane (µg/m³)	Pentane (µg/m³)	Helium (ppmv)	TFA (µg/m³)	DFA (µg/m³)
PSG-10-32	PSG-10-32-15	06/03/2021	15.0	**16**	<8.0	<8.0	<8.0	<8.0	**65**	<8.0	**2,250**	<8.0	<80	<80	<80	--	--	--
PSG-10-32	PSG-10-32-15	09/14/2021	15.0	**7.0 J**	<8.0	<8.0	<8.0	<8.0	**68**	<8.0	**2,030**	<8.0 UJ	<80	<80	<80	--	--	--
PSG-10-32	PSG-10-32-15	01/11/2022	15.0	**13**	<4.0	<4.0	<4.0	<4.0	**73**	<4.0	**2,210 J**	<4.0	<40	<40	<40	--	--	--
PSG-10-32	PSG-10-32-15	05/04/2022	15.0	**13**	<4.0	<4.0	<4.0	<4.0	**66**	<4.0	**2,120**	<4.0	<40	<40	<40	--	--	--
PSG-10-32	PSG-10-32-15	08/18/2022	15.0	<100	<100	<20	<100	<100	**37 J**	<100	**1,500 J+**	<10	--	--	--	--	--	<100
PSG-10-33	PSG-10-33-5	03/08/2019	5.0	<8.0	<8.0	<8.0	<8.0	<8.0	**13**	<8.0	**512**	<8.0	<80	<80	<80	--	--	--
PSG-10-33	PSG-10-33-5	07/18/2019	5.0	<8.0	<8.0	<8.0	<8.0	<8.0	**30**	<8.0	**689**	<8.0	<80	<80	<80	--	--	--
PSG-10-33	PSG-10-33-5	01/30/2020	5.0	<8.0	<8.0	<8.0	<8.0	<8.0	**12**	<8.0	**332**	<8.0	<80	<80	<80	--	--	--
PSG-10-33	PSG-10-33-5	05/21/2020	5.0	<8.0 UJ	<8.0	<8.0	<8.0	<8.0	**21**	<8.0	**596**	<8.0	<80	<80	<80	--	--	--
PSG-10-33	PSG-10-33-5	09/02/2020	5.0	<8.0	<8.0	<8.0	<8.0	<8.0	**24**	<8.0	**446**	<8.0	<80	<80	<80	--	--	--
PSG-10-33	PSG-10-33-5	01/13/2021	5.0	<8.0	<8.0	<8.0	<8.0	<8.0	**19**	<8.0	**408**	<8.0	<80	<80	<80	--	--	--
PSG-10-33	PSG-10-33-5	06/03/2021	5.0	<8.0	<8.0	<8.0	<8.0	<8.0	**21**	<8.0	**540**	<8.0	<80	<80	<80	--	--	--
PSG-10-33	PSG-10-33-5	09/14/2021	5.0	<8.0	<8.0	<8.0	<8.0	<8.0	**24**	<8.0	**396**	<8.0 UJ	<80	<80	<80	--	--	--
PSG-10-33	PSG-10-33-5	01/11/2022	5.0	<4.0	<4.0	<4.0	<4.0	<4.0	**12**	<4.0	**247 J**	<4.0	<40	<40	<40	--	--	--
PSG-10-33	PSG-10-33-5 REP	01/11/2022	5.0	<4.0	<4.0	<4.0	<4.0	<4.0	**13**	<4.0	**253 J**	<4.0	<40	<40	<40	--	--	--
PSG-10-33	PSG-10-33-5	05/04/2022	5.0	<4.0	<4.0	<4.0	<4.0	<4.0	**16**	<4.0	**334**	<4.0	<40	<40	<40	--	--	--
PSG-10-33	PSG-10-33-15	03/08/2019	15.0	**54**	<8.0	<8.0	<8.0	<8.0	**93**	<8.0	**4,000**	<8.0	<80	<80	<80	--	--	--
PSG-10-33	PSG-10-33-15	07/18/2019	15.0	**49**	<8.0	<8.0	<8.0	<8.0	**101**	<8.0	**4,220**	<8.0	<80	<80	<80	--	--	--
PSG-10-33	PSG-10-33-15 REP	07/18/2019	15.0	**49**	<8.0	<8.0	<8.0	<8.0	**97**	<8.0	**4,390**	<8.0	<80	<80	<80	--	--	--
PSG-10-33	PSG-10-33-15	01/30/2020	15.0	**26**	<8.0	<8.0	<8.0	<8.0	**101**	<8.0	**3,610**	<8.0	<80	<80	<80	--	--	--
PSG-10-33	PSG-10-33-15	05/21/2020	15.0	**30 J-**	<8.0	<8.0	<8.0	<8.0	**99**	<8.0	**3,660**	<8.0	<80	<80	<80	--	--	--
PSG-10-33	PSG-10-33-15 REP	05/21/2020	15.0	**27 J-**	<8.0	<8.0	<8.0	<8.0	**98**	<8.0	**3,540**	<8.0	<80	<80	<80	--	--	--
PSG-10-33	PSG-10-33-15	09/02/2020	15.0	**27**	<8.0	<8.0	<8.0	<8.0	**97**	<8.0	**3,790**	<8.0	<80	<80	<80	--	--	--
PSG-10-33	PSG-10-33-15	01/13/2021	15.0	**34**	<8.0	<8.0	<8.0	<8.0	**94**	<8.0	**3,520**	<8.0	<80	<80	<80	--	--	--
PSG-10-33	PSG-10-33-15	06/03/2021	15.0	**29**	**8.0**	<8.0	<8.0	<8.0	**90**	<8.0	**3,660**	<8.0	<80	<80	<80	--	--	--
PSG-10-33	PSG-10-33-15 REP	06/03/2021	15.0	**31**	**8.0**	<8.0	<8.0	<8.0	**92**	<8.0	**3,480**	<8.0	<80	<80	<80	--	--	--
PSG-10-33	PSG-10-33-15	09/14/2021	15.0	**17**	**2.0 J**	<8.0	<8.0	<8.0	**83**	<8.0	**3,180**	<8.0 UJ	<80	<80	<80	--	--	--
PSG-10-33	PSG-10-33-15 REP	09/14/2021	15.0	**17**	<8.0	<8.0	<8.0	<8.0	**86**	<8.0	**3,200**	<8.0 UJ	<80	<80	<80	--	--	--
PSG-10-33	PSG-10-33-15	01/11/2022	15.0	**23**	<4.0	<4.0	<4.0	<4.0	**86**	<4.0	**3,270 J**	<4.0	<40	<40	<40	--	--	--
PSG-10-33	PSG-10-33-15	05/04/2022	15.0	**22**	<4.0	<4.0	<4.0	<4.0	**78**	<4.0	**3,330**	<4.0	<40	<40	<40	--	--	--
PSG-10-34	PSG-10-34-5	03/08/2019	5.0	**5.0 J**	<8.0	<8.0	<8.0	<8.0	**36**	<8.0	**1,720**	<8.0	<80	<80	<80	--	--	--
PSG-10-34	PSG-10-34-5	07/18/2019	5.0	**7.0 J**	<8.0	<8.0	<8.0	<8.0	**53**	<8.0	**1,840**	<8.0	<80	<80	<80	--	--	--
PSG-10-34	PSG-10-34-5	01/30/2020	5.0	<8.0	<8.0	<8.0	<8.0	<8.0	**33**	<8.0	**1,260**	<8.0	<80	<80	<80	--	--	--
PSG-10-34	PSG-10-34-5	05/20/2020	5.0	<8.0 UJ	<8.0	<8.0	<8.0	<8.0	**45**	<8.0	**1,420**	<8.0	<80	<80	<80	--	--	--
PSG-10-34	PSG-10-34-5	09/02/2020	5.0	<8.0	<8.0	<8.0	<8.0	<8.0	**47**	<8.0	**1,050**	<8.0	<80	<80	<80	--	--	--
PSG-10-34	PSG-10-34-5	01/13/2021	5.0	<8.0	<8.0	<8.0	<8.0	<8.0	**21**	<8.0	**589**	<8.0	<80	<80	<80	--	--	--
PSG-10-34	PSG-10-34-5	06/02/2021	5.0	<8.0	<8.0	<8.0	<8.0	<8.0	**27**	<8.0	**816**	<8.0	<80	<80	<80	--	--	--
PSG-10-34	PSG-10-34-5	09/14/2021	5.0	<8.0	<8.0	<8.0	<8.0	<8.0	**27**	<8.0	**654**	<8.0 UJ	<80	<80	<80	--	--	--
PSG-10-34	PSG-10-34-5	01/11/2022	5.0	<4.0 R	<4.0 R	<4.0 R	<4.0 R	<4.0 R	**18 R**	<4.0 R	**512 R**	<4.0 R	**3,050**	**3,620**	**1,440**	**--**	**--**	--
PSG-10-34	PSG-10-34-5	05/04/2022	5.0	<4.0	<4.0	<4.0	<4.0	<4.0	**28**	<4.0	**977**	<4.0	<40	<40	<40	--	--	--
PSG-10-34	PSG-10-34-5	08/18/2022	5.0	<100	<100	<20	<100	<100	<20 UJ	<100	**670 J+**	<10	--	--	--	--	--	<100
PSG-10-34	PSG-10-34-15	03/08/2019	15.0	**55**	<8.0	<8.0	<8.0	<8.0	**140**	<8.0	**7,650**	<8.0	<80	<80	<80	--	--	--
PSG-10-34	PSG-10-34-15	07/18/2019	15.0	**48**	<8.0	<8.0	<8.0	<8.0	**138**	<8.0	**7,160**	<8.0	<80	<80	<80	--	--	--
PSG-10-34	PSG-10-34-15	01/30/2020	15.0	**33**	<8.0	<8.0	<8.0	<8.0	**130**	<8.0	**5,860**	<8.0	<80	<80	<80	--	--	--
PSG-10-34	PSG-10-34-15 REP	01/30/2020	15.0	**30**	<8.0	<8.0	<8.0	<8.0	**141**	<8.0	**5,900**	<8.0	<80	<80	<80	--	--	--
PSG-10-34	PSG-10-34-15	05/20/2020	15.0	<8.0 UJ	<8.0	<8.0	<8.0	<8.0	**137**	<8.0	**6,330**	<8.0	<80	<80	<80	--	--	--
PSG-10-34	PSG-10-34-15	09/02/2020	15.0	**22**	<8.0	<8.0	<8.0	<8.0	**145**	<8.0	**6,620**	<8.0	<80	<80	<80	--	--	--
PSG-10-34	PSG-10-34-15	01/13/2021	15.0	<8.0	<8.0	<8.0	<8.0	<8.0	**143**	<8.0	**6,830**	<8.0	<80	<80	<80	--	--	--
PSG-10-34	PSG-10-34-15	06/02/2021	15.0	**33**	<8.0	<8.0	<8.0	<8.0	**135**	<8.0	**7,530**	<8.0	<80	<80	<80	--	--	--
PSG-10-34	PSG-10-34-15	09/14/2021	15.0	**17**	**1.0 J**	<8.0	<8.0	<8.0	**111**	<8.0	**5,650**	<8.0 UJ	<80	<80	<80	--	--	--

TABLE A-5

HISTORICAL PERIMETER SOIL GAS SAMPLING RESULTS
Former Ford Aeronutronic Facility
Newport Beach, California

Sampling Location	Sample ID	Date Sampled [2]	Depth of Sample (feet bgs)	Volatile Organic Compounds [1] (µg/m³)									Leak Detection Compounds [1]					
				1,1-DCE	1,1-DCA	1,2-DCA	cis-1,2-DCE	trans-1,2-DCE	PCE	1,1,1-TCA	TCE	Vinyl Chloride	Heptane (µg/m³)	Hexane (µg/m³)	Pentane (µg/m³)	Helium (ppmv)	TFA (µg/m³)	DFA (µg/m³)
PSG-10-34	PSG-10-34-15	01/11/2022	15.0	**22**	<4.0	<4.0	<4.0	<4.0	**143**	<4.0	**6,920 J**	<4.0	<40	<40	<40	--	--	--
PSG-10-34	PSG-10-34-15	05/04/2022	15.0	**20**	<4.0	<4.0	<4.0	<4.0	**109**	<4.0	**6,340**	<4.0	<40	<40	<40	--	--	--
PSG-10-34	PSG-10-34-15	08/18/2022	15.0	<100	<100	<20	<100	<100	**59 J**	<100	**3,800 J+**	<10	--	--	--	--	--	<100
PSG-10-35	PSG-10-35-5	03/08/2019	5.0	<8.0	<8.0	<8.0	<8.0	<8.0	**16**	<8.0	**701**	<8.0	<80	<80	<80	--	--	--
PSG-10-35	PSG-10-35-5	07/18/2019	5.0	<8.0	<8.0	<8.0	<8.0	<8.0	**24**	<8.0	**599**	<8.0	<80	<80	<80	--	--	--
PSG-10-35	PSG-10-35-5	01/30/2020	5.0	<8.0	<8.0	<8.0	<8.0	<8.0	**24**	<8.0	**275**	<8.0	<80	<80	<80	--	--	--
PSG-10-35	PSG-10-35-5	05/20/2020	5.0	<8.0 UJ	<8.0	<8.0	<8.0	<8.0	**17**	<8.0	**241**	<8.0	<80	<80	<80	--	--	--
PSG-10-35	PSG-10-35-5	09/02/2020	5.0	<8.0	<8.0	<8.0	<8.0	<8.0	**24**	<8.0	**151**	<8.0	<80	<80	<80	--	--	--
PSG-10-35	PSG-10-35-5	01/13/2021	5.0	<8.0	<8.0	<8.0	<8.0	<8.0	**17**	<8.0	**104**	<8.0	<80	<80	<80	--	--	--
PSG-10-35	PSG-10-35-5	06/02/2021	5.0	<8.0	<8.0	<8.0	<8.0	<8.0	**17**	<8.0	**119**	<8.0	<80	<80	<80	--	--	--
PSG-10-35	PSG-10-35-5	09/14/2021	5.0	<8.0	<8.0	<8.0	<8.0	<8.0	**17**	<8.0	**110**	<8.0 UJ	<80	<80	<80	--	--	--
PSG-10-35	PSG-10-35-5	01/11/2022	5.0	<4.0	<4.0	<4.0	<4.0	<4.0	**12**	<4.0	**117 J**	<4.0	<40	<40	<40	--	--	--
PSG-10-35	PSG-10-35-5	05/04/2022	5.0	<4.0	<4.0	<4.0	<4.0	<4.0	**15**	<4.0	**135**	<4.0	<40	<40	<40	--	--	--
PSG-10-35	PSG-10-35-5 REP	05/04/2022	5.0	<4.0	<4.0	<4.0	<4.0	<4.0	**15**	<4.0	**135**	<4.0	<40	<40	<40	--	--	--
PSG-10-36	PSG-10-36-5	03/08/2019	5.0	<8.0	<8.0	<8.0	<8.0	<8.0	**21**	<8.0	**644**	<8.0	<80	<80	<80	--	--	--
PSG-10-36	PSG-10-36-5	01/30/2020	5.0	<8.0	<8.0	<8.0	<8.0	<8.0	**23**	<8.0	**498**	<8.0	<80	<80	<80	--	--	--
PSG-10-36	PSG-10-36-5	05/20/2020	5.0	<8.0 UJ	<8.0	<8.0	<8.0	<8.0	**28**	<8.0	**686**	<8.0	<80	<80	<80	--	--	--
PSG-10-36	PSG-10-36-5	01/13/2021	5.0	<8.0	<8.0	<8.0	<8.0	<8.0	**23**	<8.0	**464**	<8.0	<80	<80	<80	--	--	--
PSG-10-36	PSG-10-36-5	06/02/2021	5.0	<8.0	<8.0	<8.0	<8.0	<8.0	**30**	<8.0	**699**	<8.0	<80	<80	<80	--	--	--
PSG-10-36	PSG-10-36-5	09/14/2021	5.0	<8.0	<8.0	<8.0	<8.0	<8.0	**33**	<8.0	**547**	<8.0 UJ	<80	<80	<80	--	--	--
PSG-10-36	PSG-10-36-5	01/10/2022	5.0	<4.0	<4.0	<4.0 UJ	<4.0	<4.0	**21**	<4.0 UJ	**345 J**	<4.0	<40	<40	<40	--	--	--
PSG-10-36	PSG-10-36-5	05/04/2022	5.0	<4.0	<4.0	<4.0	<4.0	<4.0	**23**	<4.0	**495**	<4.0	<40	<40	<40	--	--	--
PSG-10-36	PSG-10-36-5	08/18/2022	5.0	<100	<100	<20	<100	<100	<20 UJ	<100	**380 J+**	<10	--	--	--	--	--	<100
PSG-10-36	PSG-10-36-15	03/08/2019	15.0	**52**	<8.0	<8.0	<8.0	<8.0	**95**	<8.0	**4,420**	<8.0	<80	<80	<80	--	--	--
PSG-10-36	PSG-10-36-15	07/18/2019	15.0	**47**	<8.0	<8.0	<8.0	<8.0	**92**	<8.0	**4,350**	<8.0	<80	<80	<80	--	--	--
PSG-10-36	PSG-10-36-15	01/30/2020	15.0	**65**	<8.0	<8.0	<8.0	<8.0	**137**	<8.0	**3,620**	<8.0	<80	<80	<80	--	--	--
PSG-10-36	PSG-10-36-15	05/20/2020	15.0	<8.0 UJ	<8.0	<8.0	<8.0	<8.0	**87**	<8.0	**3,500**	<8.0	<80	<80	<80	--	--	--
PSG-10-36	PSG-10-36-15	01/13/2021	15.0	**20**	<8.0	<8.0	<8.0	<8.0	**89**	<8.0	**3,580**	<8.0	<80	<80	<80	--	--	--
PSG-10-36	PSG-10-36-15	08/18/2022	15.0	<100	<100	<20	<100	<100	**40 J**	<100	**2,300 J+**	<10	--	--	--	--	--	<100
PSG-10-37	PSG-10-37-5	03/08/2019	5.0	<8.0	<8.0	<8.0	<8.0	<8.0	**11**	<8.0	**44**	<8.0	<80	<80	<80	--	--	--
PSG-10-37	PSG-10-37-5	07/18/2019	5.0	<8.0	<8.0	<8.0	<8.0	<8.0	<8.0	<8.0	**40**	<8.0	<80	<80	<80	--	--	--
PSG-10-37	PSG-10-37-5	01/30/2020	5.0	<8.0	<8.0	<8.0	<8.0	<8.0	**46**	<8.0	**47**	<8.0	<80	<80	<80	--	--	--
PSG-10-37	PSG-10-37-5	05/20/2020	5.0	<8.0 UJ	<8.0	<8.0	<8.0	<8.0	<8.0	<8.0	**32**	<8.0	<80	<80	<80	--	--	--
PSG-10-37	PSG-10-37-5	09/02/2020	5.0	<8.0	<8.0	<8.0	<8.0	<8.0	<8.0	<8.0	**40**	<8.0	<80	<80	<80	--	--	--
PSG-10-37	PSG-10-37-5	01/13/2021	5.0	<8.0	<8.0	<8.0	<8.0	<8.0	<8.0	<8.0	**95**	<8.0	<80	<80	<80	--	--	--
PSG-10-37	PSG-10-37-5	06/02/2021	5.0	<8.0	<8.0	<8.0	<8.0	<8.0	**8.0**	<8.0	**42**	<8.0	<80	<80	<80	--	--	--
PSG-10-37	PSG-10-37-5 REP	06/02/2021	5.0	<8.0	<8.0	<8.0	<8.0	<8.0	**9.0**	<8.0	**43**	<8.0	<80	<80	<80	--	--	--
PSG-10-37	PSG-10-37-5	09/14/2021	5.0	<8.0	<8.0	<8.0	<8.0	<8.0	**9.0**	<8.0	**44 J**	<8.0	<80	<80	<80	--	--	--
PSG-10-37	PSG-10-37-5 REP	09/14/2021	5.0	<8.0	<8.0	<8.0	<8.0	<8.0	**10**	<8.0	**42 J**	<8.0	<80	<80	<80	--	--	--
PSG-10-37	PSG-10-37-5	01/10/2022	5.0	<4.0	<4.0	<4.0 UJ	<4.0	<4.0	**10**	<4.0 UJ	**51 J**	<4.0	<40	<40	<40	--	--	--
PSG-10-37	PSG-10-37-5	05/04/2022	5.0	<4.0	<4.0	<4.0	<4.0	<4.0	**6.0**	<4.0	**30**	<4.0	<40	<40	<40	--	--	--
PSG-10-37	PSG-10-37-15	03/08/2019	15.0	**37**	<8.0	<8.0	<8.0	<8.0	**46**	<8.0	**1,880**	<8.0	<80	<80	<80	--	--	--
PSG-10-37	PSG-10-37-15	07/18/2019	15.0	**31**	<8.0	<8.0	<8.0	<8.0	**57**	<8.0	**1,860**	<8.0	<80	<80	<80	--	--	--
PSG-10-38	PSG-10-38-5	03/08/2019	5.0	<8.0	<8.0	<8.0	<8.0	<8.0	<8.0	<8.0	**6.0 J**	<8.0	<80	<80	<80	--	--	--
PSG-10-38	PSG-10-38-5	07/19/2019	5.0	<8.0	<8.0	<8.0	<8.0	<8.0	<8.0	<8.0	<8.0	<8.0	<80	<80	<80	--	--	--
PSG-10-38	PSG-10-38-5	01/31/2020	5.0	<8.0	<8.0	<8.0	<8.0	<8.0	<8.0	<8.0	<8.0	<8.0	<80	<80	<80	--	--	--
PSG-10-38	PSG-10-38-5	05/20/2020	5.0	<8.0 UJ	<8.0	<8.0	<8.0	<8.0	<8.0	<8.0	<8.0	<8.0	<80	<80	<80	--	--	--
PSG-10-38	PSG-10-38-5	09/02/2020	5.0	<8.0	<8.0	<8.0	<8.0	<8.0	<8.0	<8.0	<8.0	<8.0	<80	<80	<80	--	--	--
PSG-10-38	PSG-10-38-5	01/13/2021	5.0	<8.0	<8.0	<8.0	<8.0	<8.0	<8.0	<8.0	<8.0	<8.0	<80	<80	<80	--	--	--
PSG-10-38	PSG-10-38-5	06/02/2021	5.0	<8.0	<8.0	<8.0	<8.0	<8.0	<8.0	<8.0	**4.0 J**	<8.0	<80	<80	<80	--	--	--

TABLE A-5

HISTORICAL PERIMETER SOIL GAS SAMPLING RESULTS
Former Ford Aeronutronic Facility
Newport Beach, California

Sampling Location	Sample ID	Date Sampled [2]	Depth of Sample (feet bgs)	Volatile Organic Compounds [1] (µg/m³)									Leak Detection Compounds [1]					
				1,1-DCE	1,1-DCA	1,2-DCA	cis-1,2-DCE	trans-1,2-DCE	PCE	1,1,1-TCA	TCE	Vinyl Chloride	Heptane (µg/m³)	Hexane (µg/m³)	Pentane (µg/m³)	Helium (ppmv)	TFA (µg/m³)	DFA (µg/m³)
PSG-10-38	PSG-10-38-5	09/14/2021	5.0	<8.0	<8.0	<8.0	<8.0	<8.0	**4.0 J**	<8.0	<8.0 UJ	<8.0	<80	<80	<80	--	--	--
PSG-10-38	PSG-10-38-5	01/10/2022	5.0	<4.0	<4.0	<4.0 UJ	<4.0	<4.0	<4.0	<4.0 UJ	<4.0 UJ	<4.0	<40	<40	<40	--	--	--
PSG-10-38	PSG-10-38-5	05/04/2022	5.0	<4.0	<4.0	<4.0	<4.0	<4.0	<4.0	<4.0	<4.0	<4.0	<40	<40	<40	--	--	--
PSG-10-38	PSG-10-38-5	08/18/2022	5.0	<100	<100	<20	<100	<100	<20 UJ	<100	<20	<10	--	--	--	--	--	<100
PSG-10-38	PSG-10-38-15	03/08/2019	15.0	**33**	<8.0	<8.0	<8.0	<8.0	**36**	<8.0	**1,230**	<8.0	<80	<80	<80	--	--	--
PSG-10-38	PSG-10-38-15	07/19/2019	15.0	**12**	<8.0	<8.0	<8.0	<8.0	**27**	<8.0	**907**	<8.0	<80	<80	<80	--	--	--
PSG-10-38	PSG-10-38-15	06/02/2021	15.0	**6.0 J**	<8.0	<8.0	<8.0	<8.0	**27**	<8.0	**465**	<8.0	<80	<80	<80	--	--	--
PSG-10-38	PSG-10-38-15	09/14/2021	15.0	<8.0	<8.0	<8.0	<8.0	<8.0	**28**	<8.0	**493 J**	<8.0	<80	<80	<80	--	--	--
PSG-10-38	PSG-10-38-15	01/10/2022	15.0	<4.0	<4.0	<4.0 UJ	<4.0	<4.0	**27**	<4.0 UJ	**461 J**	<4.0	<40	<40	<40	--	--	--
PSG-10-38	PSG-10-38-15	05/04/2022	15.0	<4.0	<4.0	<4.0	<4.0	<4.0	**17**	<4.0	**243**	<4.0	<40	<40	<40	--	--	--
PSG-10-38	PSG-10-38-15 REP	05/04/2022	15.0	<4.0	<4.0	<4.0	<4.0	<4.0	**16**	<4.0	**235**	<4.0	<40	<40	<40	--	--	--
PSG-10-38	PSG-10-38-15	08/18/2022	15.0	<100	<100	<20	<100	<100	<20 UJ	<100	**260 J+**	<10	--	--	--	--	--	<100
PSG-10-39	PSG-10-39-5	03/08/2019	5.0	<8.0	<8.0	<8.0	<8.0	<8.0	<8.0	<8.0	**25**	<8.0	<80	<80	<80	--	--	--
PSG-10-39	PSG-10-39-5	07/19/2019	5.0	<8.0	<8.0	<8.0	<8.0	<8.0	<8.0	<8.0	<8.0	<8.0	<80	<80	<80	--	--	--
PSG-10-39	PSG-10-39-5	01/31/2020	5.0	<8.0	<8.0	<8.0	<8.0	<8.0	<8.0	<8.0	<8.0	<8.0	<80	<80	<80	--	--	--
PSG-10-39	PSG-10-39-5	05/20/2020	5.0	<8.0 UJ	<8.0	<8.0	<8.0	<8.0	<8.0	<8.0	<8.0	<8.0	<80	<80	<80	--	--	--
PSG-10-39	PSG-10-39-5 REP	05/20/2020	5.0	<8.0 UJ	<8.0	<8.0	<8.0	<8.0	<8.0	<8.0	<8.0	<8.0	<80	<80	<80	--	--	--
PSG-10-39	PSG-10-39-5	09/02/2020	5.0	<8.0	<8.0	<8.0	<8.0	<8.0	<8.0	<8.0	<8.0	<8.0	<80	<80	<80	--	--	--
PSG-10-39	PSG-10-39-5 REP	09/02/2020	5.0	<8.0	<8.0	<8.0	<8.0	<8.0	<8.0	<8.0	<8.0	<8.0	<80	<80	<80	--	--	--
PSG-10-39	PSG-10-39-5	01/14/2021	5.0	<8.0	<8.0	<8.0	<8.0	<8.0	<8.0	<8.0	<8.0	<8.0	<80	<80	<80	--	--	--
PSG-10-39	PSG-10-39-5	06/02/2021	5.0	<8.0	<8.0	<8.0	<8.0	<8.0	**4.0 J**	<8.0	**6.0 J**	<8.0	<80	<80	<80	--	--	--
PSG-10-39	PSG-10-39-5	09/14/2021	5.0	<8.0	<8.0	<8.0	<8.0	<8.0	**5.0 J**	<8.0	**9.0 J**	<8.0	<80	<80	<80	--	--	--
PSG-10-39	PSG-10-39-5	01/10/2022	5.0	<4.0	<4.0	<4.0 UJ	<4.0	<4.0	**6.0**	<4.0 UJ	<4.0 UJ	<4.0	<40	<40	<40	--	--	--
PSG-10-39	PSG-10-39-5	05/04/2022	5.0	<4.0	<4.0	<4.0	<4.0	<4.0	<4.0	<4.0	<4.0	<4.0	<40	<40	<40	--	--	--
PSG-10-39	PSG-10-39-15	03/08/2019	15.0	**16**	<8.0	<8.0	<8.0	<8.0	**22**	<8.0	**605**	<8.0	<80	<80	<80	--	--	--
PSG-10-39	PSG-10-39-15	07/19/2019	15.0	**5.0 J**	<8.0	<8.0	<8.0	<8.0	**18**	<8.0	**682**	<8.0	<80	<80	<80	--	--	--
PSG-10-39	PSG-10-39-15 REP	07/19/2019	15.0	<8.0	<8.0	<8.0	<8.0	<8.0	**14**	<8.0	**585**	<8.0	<80	<80	<80	--	--	--
PSG-10-40	PSG-10-40-5	03/08/2019	5.0	<8.0	<8.0	<8.0	<8.0	<8.0	<8.0	<8.0	<8.0	<8.0	<80	<80	<80	--	--	--
PSG-10-40	PSG-10-40-5	07/19/2019	5.0	<8.0	<8.0	<8.0	<8.0	<8.0	<8.0	<8.0	<8.0	<8.0	<80	<80	<80	--	--	--
PSG-10-40	PSG-10-40-5	01/31/2020	5.0	<8.0	<8.0	<8.0	<8.0	<8.0	<8.0	<8.0	<8.0	<8.0	<80	<80	<80	--	--	--
PSG-10-40	PSG-10-40-5	05/20/2020	5.0	<8.0 UJ	<8.0	<8.0	<8.0	<8.0	<8.0	<8.0	<8.0	<8.0	<80	<80	<80	--	--	--
PSG-10-40	PSG-10-40-5	09/03/2020	5.0	<8.0	<8.0	<8.0	<8.0	<8.0	<8.0	<8.0	<8.0	<8.0	<80	<80	<80	--	--	--
PSG-10-40	PSG-10-40-5 REP	09/03/2020	5.0	<8.0	<8.0	<8.0	<8.0	<8.0	<8.0	<8.0	<8.0	<8.0	<80	<80	<80	--	--	--
PSG-10-40	PSG-10-40-5	01/14/2021	5.0	<8.0	<8.0	<8.0	<8.0	<8.0	<8.0	<8.0	<8.0	<8.0	<80	<80	<80	--	--	--
PSG-10-40	PSG-10-40-5	06/02/2021	5.0	<8.0	<8.0	<8.0	<8.0	<8.0	**4.0 J**	<8.0	**10**	<8.0	<80	<80	<80	--	--	--
PSG-10-40	PSG-10-40-5	09/14/2021	5.0	<8.0	<8.0	<8.0	<8.0	<8.0	**4.0 J**	<8.0	**3.0 J**	<8.0	<80	<80	<80	--	--	--
PSG-10-40	PSG-10-40-5	01/10/2022	5.0	<4.0	<4.0	<4.0 UJ	<4.0	<4.0	<4.0	<4.0 UJ	<4.0 UJ	<4.0	<40	<40	<40	--	--	--
PSG-10-40	PSG-10-40-5	05/04/2022	5.0	<4.0	<4.0	<4.0	<4.0	<4.0	<4.0	<4.0	**7.0**	<4.0	<40	<40	<40	--	--	--
PSG-10-40	PSG-10-40-5	08/18/2022	5.0	<100	<100	<20	<100	<100	<20 UJ	<100	<20	<10	--	--	--	--	--	<100
PSG-10-40	PSG-10-40-15	07/19/2019	15.0	<8.0	<8.0	<8.0	<8.0	<8.0	**15**	<8.0	**471**	<8.0	<80	<80	<80	--	--	--
PSG-10-40	PSG-10-40-15	09/03/2020	15.0	<8.0	<8.0	<8.0	<8.0	<8.0	**25**	<8.0	**466**	<8.0	<80	<80	<80	--	--	--
PSG-10-40	PSG-10-40-15	08/18/2022	15.0	<100	<100	<20	<100	<100	<20 UJ	<100	**200 J+**	<10	--	--	--	--	--	<100
PSG-10-41	PSG-10-41-5	03/08/2019	5.0	<8.0	<8.0	<8.0	<8.0	<8.0	**9.0**	<8.0	**178**	<8.0	<80	<80	<80	--	--	--
PSG-10-41	PSG-10-41-5 [5]	07/19/2019	5.0	<8.0	<8.0	<8.0	<8.0	<8.0	**33**	<8.0	**971**	<8.0	<80	<80	<80	--	--	--
PSG-10-41	PSG-10-41-5 REP [5]	07/19/2019	5.0	<8.0	<8.0	<8.0	<8.0	<8.0	**33**	<8.0	**954**	<8.0	<80	<80	<80	--	--	--
PSG-10-41	PSG-10-41-5	01/31/2020	5.0	<8.0	<8.0	<8.0	<8.0	<8.0	**8.0 J**	<8.0	**94**	<8.0	<80	<80	<80	--	--	--
PSG-10-41	PSG-10-41-5	05/20/2020	5.0	<8.0 UJ	<8.0	<8.0	<8.0	<8.0	<8.0	<8.0	**117**	<8.0	<80	<80	<80	--	--	--
PSG-10-41	PSG-10-41-5	09/03/2020	5.0	<8.0	<8.0	<8.0	<8.0	<8.0	**11**	<8.0	**144**	<8.0	<80	<80	<80	--	--	--
PSG-10-41	PSG-10-41-5	01/14/2021	5.0	<8.0	<8.0	<8.0	<8.0	<8.0	**9.0**	<8.0	**84**	<8.0	<80	<80	<80	--	--	--
PSG-10-41	PSG-10-41-5	06/02/2021	5.0	<8.0	<8.0	<8.0	<8.0	<8.0	**12**	<8.0	**110**	<8.0	<80	<80	<80	--	--	--

TABLE A-5

HISTORICAL PERIMETER SOIL GAS SAMPLING RESULTS
Former Ford Aeronutronic Facility
Newport Beach, California

Sampling Location	Sample ID	Date Sampled [2]	Depth of Sample (feet bgs)	Volatile Organic Compounds [1] (µg/m³)									Leak Detection Compounds [1]					
				1,1-DCE	1,1-DCA	1,2-DCA	cis-1,2-DCE	trans-1,2-DCE	PCE	1,1,1-TCA	TCE	Vinyl Chloride	Heptane (µg/m³)	Hexane (µg/m³)	Pentane (µg/m³)	Helium (ppmv)	TFA (µg/m³)	DFA (µg/m³)
PSG-10-41	PSG-10-41-5	09/14/2021	5.0	<8.0	<8.0	<8.0	<8.0	<8.0	**12**	<8.0	**111 J**	<8.0	<80	<80	<80	--	--	--
PSG-10-41	PSG-10-41-5	01/10/2022	5.0	<4.0	<4.0	<4.0 UJ	<4.0	<4.0	**9.0**	<4.0 UJ	**60 J**	<4.0	<40	<40	<40	--	--	--
PSG-10-41	PSG-10-41-5 REP	01/10/2022	5.0	<4.0	<4.0	<4.0 UJ	<4.0	<4.0	**10**	<4.0 UJ	**77 J**	<4.0	<40	<40	<40	--	--	--
PSG-10-41	PSG-10-41-5	05/04/2022	5.0	<4.0	<4.0	<4.0	<4.0	<4.0	**8.0**	<4.0	**66**	<4.0	<40	<40	<40	--	--	--
PSG-10-41	PSG-10-41-5	08/23/2022	5.0	<100 UJ	<100	<20	<100 UJ	<100 UJ	<20	<100	**63 J+**	<10 UJ	--	--	--	--	--	<100
PSG-10-41	PSG-10-41-15	03/08/2019	15.0	<8.0	<8.0	<8.0	<8.0	<8.0	**46**	<8.0	**1,110**	<8.0	<80	<80	<80	--	--	--
PSG-10-41	PSG-10-41-15 [5]	07/19/2019	15.0	<8.0	<8.0	<8.0	<8.0	<8.0	<8.0	<8.0	**156**	<8.0	<80	<80	<80	--	--	--
PSG-10-41	PSG-10-41-15	01/31/2020	15.0	**5.0 J**	<8.0	<8.0	<8.0	<8.0	**44**	<8.0	**855**	<8.0	<80	<80	<80	--	--	--
PSG-10-41	PSG-10-41-15	05/20/2020	15.0	<8.0 UJ	<8.0	<8.0	<8.0	<8.0	**36**	<8.0	**870**	<8.0	<80	<80	<80	--	--	--
PSG-10-41	PSG-10-41-15	09/03/2020	15.0	<8.0	<8.0	<8.0	<8.0	<8.0	**42**	<8.0	**943**	<8.0	<80	<80	<80	--	--	--
PSG-10-41	PSG-10-41-15	01/14/2021	15.0	<8.0	<8.0	<8.0	<8.0	<8.0	**45**	<8.0	**1,010**	<8.0	<80	<80	<80	--	--	--
PSG-10-41	PSG-10-41-15 REP	01/14/2021	15.0	<8.0	<8.0	<8.0	<8.0	<8.0	**48**	<8.0	**975**	<8.0	<80	<80	<80	--	--	--
PSG-10-41	PSG-10-41-15	06/02/2021	15.0	**9.0**	**4.0 J**	<8.0	<8.0	**4.0 J**	**39**	<8.0	**973**	<8.0	<80	<80	<80	--	--	--
PSG-10-41	PSG-10-41-15	09/14/2021	15.0	**7.0 J**	**2.0 J**	<8.0	<8.0	<8.0	**47**	<8.0	**998 J**	<8.0	<80	<80	<80	--	--	--
PSG-10-41	PSG-10-41-15	01/10/2022	15.0	**5.0**	<4.0	<4.0 UJ	<4.0	<4.0	**45**	<4.0 UJ	**890 J**	<4.0	<40	<40	<40	--	--	--
PSG-10-41	PSG-10-41-15	05/04/2022	15.0	**6.0**	<4.0	<4.0	<4.0	<4.0	**38**	<4.0	**875**	<4.0	<40	<40	<40	--	--	--
PSG-10-41	PSG-10-41-15	08/23/2022	15.0	<100 UJ	<100	<20	<100 UJ	<100 UJ	**20 J+**	<100	**760 J+**	<10 UJ	--	--	--	--	--	<100
PSG-10-41	PSG-10-41-15 REP	08/23/2022	15.0	<100 UJ	<100 UJ	<20 UJ	<100 UJ	<100 UJ	<20	<100 UJ	**700 J+**	<10 UJ	--	--	--	--	--	<100
PSG-10-42	PSG-10-42-5	03/08/2019	5.0	<8.0	<8.0	<8.0	<8.0	<8.0	<8.0	<8.0	**72**	<8.0	<80	<80	<80	--	--	--
PSG-10-42	PSG-10-42-5	07/19/2019	5.0	<8.0	<8.0	<8.0	<8.0	<8.0	<8.0	<8.0	**126**	<8.0	<80	<80	<80	--	--	--
PSG-10-42	PSG-10-42-5	01/31/2020	5.0	<8.0	<8.0	<8.0	<8.0	<8.0	**6.0 J**	<8.0	**75**	<8.0	<80	<80	<80	--	--	--
PSG-10-42	PSG-10-42-5	05/20/2020	5.0	<8.0 UJ	<8.0	<8.0	<8.0	<8.0	**9.0**	<8.0	**107**	<8.0	<80	<80	<80	--	--	--
PSG-10-42	PSG-10-42-5	09/03/2020	5.0	<8.0	<8.0	<8.0	<8.0	<8.0	**14**	<8.0	**107**	<8.0	<80	<80	<80	--	--	--
PSG-10-42	PSG-10-42-5	01/14/2021	5.0	<8.0	<8.0	<8.0	<8.0	<8.0	**8.0 J**	<8.0	**57**	<8.0	<80	<80	<80	--	--	--
PSG-10-42	PSG-10-42-5	06/02/2021	5.0	<8.0	<8.0	<8.0	<8.0	<8.0	**14**	<8.0	**104**	<8.0	<80	<80	<80	--	--	--
PSG-10-42	PSG-10-42-5	09/14/2021	5.0	<8.0	<8.0	<8.0	<8.0	<8.0	**9.0**	<8.0	**56 J**	<8.0	<80	<80	<80	--	--	--
PSG-10-42	PSG-10-42-5 REP	09/14/2021	5.0	<8.0	<8.0	<8.0	<8.0	<8.0	**12**	<8.0	**57 J**	<8.0	<80	<80	<80	--	--	--
PSG-10-42	PSG-10-42-5	01/10/2022	5.0	<4.0	<4.0	<4.0 UJ	<4.0	<4.0	**7.0**	<4.0 UJ	**38 J**	<4.0	<40	<40	<40	--	--	--
PSG-10-42	PSG-10-42-5	05/04/2022	5.0	<4.0	<4.0	<4.0	<4.0	<4.0	**11**	<4.0	**57**	<4.0	<40	<40	<40	--	--	--
PSG-10-42	PSG-10-42-5	08/23/2022	5.0	<100 UJ	<100 UJ	<20 UJ	<100 UJ	<100 UJ	<20	<100 UJ	**57 J+**	<10 UJ	--	--	--	--	--	<100
PSG-10-42	PSG-10-42-15	03/08/2019	15.0	**18**	<8.0	<8.0	<8.0	<8.0	**41**	<8.0	**849**	<8.0	<80	<80	<80	--	--	--
PSG-10-42	PSG-10-42-15	07/19/2019	15.0	<8.0	<8.0	<8.0	<8.0	<8.0	**31**	<8.0	**682**	<8.0	<80	<80	<80	--	--	--
PSG-10-42	PSG-10-42-15	01/31/2020	15.0	**5.0 J**	<8.0	<8.0	<8.0	<8.0	**34**	<8.0	**615**	<8.0	<80	<80	<80	--	--	--
PSG-10-42	PSG-10-42-15 REP	01/31/2020	15.0	<8.0	<8.0	<8.0	<8.0	<8.0	**33**	<8.0	**569**	<8.0	<80	<80	<80	--	--	--
PSG-10-42	PSG-10-42-15	05/20/2020	15.0	<8.0 UJ	<8.0	<8.0	<8.0	<8.0	**35**	<8.0	**602**	<8.0	<80	<80	<80	--	--	--
PSG-10-42	PSG-10-42-15	09/03/2020	15.0	<8.0	<8.0	**2.0 J**	<8.0	<8.0	**37**	<8.0	**641**	<8.0	<80	<80	<80	--	--	--
PSG-10-42	PSG-10-42-15	01/14/2021	15.0	**9.0**	<8.0	<8.0	<8.0	<8.0	**42**	<8.0	**662**	<8.0	<80	<80	<80	--	--	--
PSG-10-42	PSG-10-42-15	06/02/2021	15.0	**11**	<8.0	<8.0	<8.0	<8.0	**35**	<8.0	**604**	<8.0	<80	<80	<80	--	--	--
PSG-10-42	PSG-10-42-15	09/14/2021	15.0	**6.0 J**	**2.0 J**	<8.0	<8.0	<8.0	**42**	<8.0	**656 J**	<8.0	<80	<80	<80	--	--	--
PSG-10-42	PSG-10-42-15	01/10/2022	15.0	**6.0**	<4.0	<4.0 UJ	<4.0	<4.0	**41**	<4.0 UJ	**562 J**	<4.0	<40	<40	<40	--	--	--
PSG-10-42	PSG-10-42-15	05/04/2022	15.0	**5.0**	<4.0	<4.0	<4.0	<4.0	**36**	<4.0	**469**	<4.0	<40	<40	<40	--	--	--
PSG-10-42	PSG-10-42-15	08/23/2022	15.0	<100 UJ	<100	<20	<100 UJ	<100 UJ	<20	<100	**380 J+**	<10 UJ	--	--	--	--	--	<100
PSG-10-43	PSG-10-43-5	03/08/2019	5.0	<8.0	<8.0	<8.0	<8.0	<8.0	**5.0 J**	<8.0	**22**	<8.0	<80	<80	<80	--	--	--
PSG-10-43	PSG-10-43-5	07/19/2019	5.0	<8.0	<8.0	<8.0	<8.0	<8.0	<8.0	<8.0	**15**	<8.0	<80	<80	<80	--	--	--
PSG-10-43	PSG-10-43-5	01/31/2020	5.0	<8.0	<8.0	<8.0	<8.0	<8.0	**8.0**	<8.0	**8.0**	<8.0	<80	<80	<80	--	--	--
PSG-10-43	PSG-10-43-5	05/20/2020	5.0	<8.0 UJ	<8.0	<8.0	<8.0	<8.0	<8.0	<8.0	**10**	<8.0	<80	<80	<80	--	--	--
PSG-10-43	PSG-10-43-5	09/03/2020	5.0	<8.0	<8.0	<8.0	<8.0	<8.0	<8.0	<8.0	**13**	<8.0	<80	<80	<80	--	--	--
PSG-10-43	PSG-10-43-5	01/14/2021	5.0	<8.0	<8.0	<8.0	<8.0	<8.0	<8.0	<8.0	<8.0	<8.0	<80	<80	<80	--	--	--
PSG-10-43	PSG-10-43-5	06/02/2021	5.0	<8.0	<8.0	<8.0	<8.0	<8.0	**6.0 J**	<8.0	**15**	<8.0	<80	<80	<80	--	--	--
PSG-10-43	PSG-10-43-5	09/14/2021	5.0	<8.0	<8.0	<8.0	<8.0	<8.0	**8.0**	<8.0	**16 J**	<8.0	<80	<80	<80	--	--	--

TABLE A-5

HISTORICAL PERIMETER SOIL GAS SAMPLING RESULTS
Former Ford Aeronutronic Facility
Newport Beach, California

Sampling Location	Sample ID	Date Sampled [2]	Depth of Sample (feet bgs)	Volatile Organic Compounds [1] (µg/m³)									Leak Detection Compounds [1]					
				1,1-DCE	1,1-DCA	1,2-DCA	cis-1,2-DCE	trans-1,2-DCE	PCE	1,1,1-TCA	TCE	Vinyl Chloride	Heptane (µg/m³)	Hexane (µg/m³)	Pentane (µg/m³)	Helium (ppmv)	TFA (µg/m³)	DFA (µg/m³)
PSG-10-43	PSG-10-43-5	01/10/2022	5.0	<4.0	<4.0	<4.0 UJ	<4.0	<4.0	**11**	<4.0 UJ	**10 J**	<4.0	<40	<40	<40	--	--	--
PSG-10-43	PSG-10-43-5	05/05/2022	5.0	<4.0	<4.0	<4.0	<4.0	<4.0	**7.0**	<4.0	**13**	<4.0	<40	<40	<40	--	--	--
PSG-10-43	PSG-10-43-15	03/08/2019	15.0	**11**	<8.0	<8.0	<8.0	<8.0	**25**	<8.0	**369**	<8.0	<80	<80	<80	--	--	--
PSG-10-43	PSG-10-43-15	07/19/2019	15.0	<8.0	<8.0	<8.0	<8.0	<8.0	**10**	<8.0	**307**	<8.0	<80	<80	<80	--	--	--
PSG-10-43	PSG-10-43-15	01/31/2020	15.0	<8.0	<8.0	<8.0	<8.0	<8.0	**24**	<8.0	**257**	<8.0	<80	<80	<80	--	--	--
PSG-10-43	PSG-10-43-15	05/20/2020	15.0	<8.0 UJ	<8.0	<8.0	<8.0	<8.0	**14**	<8.0	**272**	<8.0	<80	<80	<80	--	--	--
PSG-10-43	PSG-10-43-15	09/03/2020	15.0	<8.0	<8.0	**4.0 J**	<8.0	<8.0	**18**	<8.0	**270**	<8.0	<80	<80	<80	--	--	--
PSG-10-43	PSG-10-43-15	01/14/2021	15.0	<8.0	<8.0	<8.0	<8.0	<8.0	**24**	<8.0	**280**	<8.0	<80	<80	<80	--	--	--
PSG-10-43	PSG-10-43-15	06/02/2021	15.0	**6.0 J**	<8.0	<8.0	<8.0	<8.0	**22**	<8.0	**275**	<8.0	<80	<80	<80	--	--	--
PSG-10-43	PSG-10-43-15	09/14/2021	15.0	<8.0	<8.0	<8.0	<8.0	<8.0	**18**	<8.0	**212 J**	<8.0	<80	<80	<80	--	--	--
PSG-10-43	PSG-10-43-15	01/10/2022	15.0	<4.0	<4.0	<4.0 UJ	<4.0	<4.0	**23**	<4.0 UJ	**241 J**	<4.0	<40	<40	<40	--	--	--
PSG-10-43	PSG-10-43-15	05/05/2022	15.0	<4.0	<4.0	<4.0	<4.0	<4.0	**18**	<4.0	**226**	<4.0	<40	<40	<40	--	--	--
PSG-10-43	PSG-10-43-15 REP	05/05/2022	15.0	<4.0	<4.0	<4.0	<4.0	<4.0	**19**	<4.0	**231**	<4.0	<40	<40	<40	--	--	--
PSG-10-44	PSG-10-44-5	03/08/2019	5.0	<8.0	<8.0	<8.0	<8.0	<8.0	<8.0	<8.0	**14**	<8.0	<80	<80	<80	--	--	--
PSG-10-44	PSG-10-44-5	07/19/2019	5.0	<8.0	<8.0	<8.0	<8.0	<8.0	<8.0	<8.0	**20**	<8.0	<80	<80	<80	--	--	--
PSG-10-44	PSG-10-44-5	01/31/2020	5.0	<8.0	<8.0	<8.0	<8.0	<8.0	<8.0	<8.0	**12**	<8.0	<80	<80	<80	--	--	--
PSG-10-44	PSG-10-44-5 REP	01/31/2020	5.0	<8.0	<8.0	<8.0	<8.0	<8.0	<8.0	<8.0	**13**	<8.0	<80	<80	<80	--	--	--
PSG-10-44	PSG-10-44-5	05/20/2020	5.0	<8.0 UJ	<8.0	<8.0	<8.0	<8.0	<8.0	<8.0	**17**	<8.0	<80	<80	<80	--	--	--
PSG-10-44	PSG-10-44-5	08/25/2020	5.0	<8.0	<8.0	<8.0	<8.0	<8.0	<8.0	<8.0	**17**	<8.0	<80	<80	<80	--	--	--
PSG-10-44	PSG-10-44-5	01/14/2021	5.0	<8.0	<8.0	<8.0	<8.0	<8.0	<8.0	<8.0	**10**	<8.0	<80	<80	<80	--	--	--
PSG-10-44	PSG-10-44-5 REP	01/14/2021	5.0	<8.0	<8.0	<8.0	<8.0	<8.0	<8.0	<8.0	**11**	<8.0	<80	<80	<80	--	--	--
PSG-10-44	PSG-10-44-5	06/02/2021	5.0	<8.0	<8.0	<8.0	<8.0	<8.0	**7.0 J**	<8.0	**19**	<8.0	<80	<80	<80	--	--	--
PSG-10-44	PSG-10-44-5	09/14/2021	5.0	<8.0	<8.0	<8.0	<8.0	<8.0	**6.0 J**	<8.0	**15 J**	<8.0	<80	<80	<80	--	--	--
PSG-10-44	PSG-10-44-5	01/10/2022	5.0	<4.0	<4.0	<4.0 UJ	<4.0	**79**	**5.0**	<4.0 UJ	**11 J**	<4.0	<40	<40	<40	--	--	--
PSG-10-44	PSG-10-44-5	05/05/2022	5.0	<4.0	<4.0	<4.0	<4.0	**38**	**6.0**	<4.0	**17**	<4.0	<40	<40	<40	--	--	--
PSG-10-44	PSG-10-44-5	08/23/2022	5.0	<100 UJ	<100 UJ	<20 UJ	<100 UJ	<100 UJ	<20	<100 UJ	<20 UJ	<10 UJ	--	--	--	--	--	<100
PSG-10-44	PSG-10-44-15	03/08/2019	15.0	**9.0**	<8.0	<8.0	<8.0	<8.0	**18**	<8.0	**247**	<8.0	<80	<80	<80	--	--	--
PSG-10-44	PSG-10-44-15	07/19/2019	15.0	<8.0	<8.0	<8.0	<8.0	<8.0	**10**	<8.0	**219**	<8.0	<80	<80	<80	--	--	--
PSG-10-44	PSG-10-44-15	01/31/2020	15.0	<8.0	<8.0	<8.0	<8.0	<8.0	**18**	<8.0	**185**	<8.0	<80	<80	<80	--	--	--
PSG-10-44	PSG-10-44-15	05/20/2020	15.0	<8.0 UJ	<8.0	<8.0	<8.0	<8.0	**11**	<8.0	**182**	<8.0	<80	<80	<80	--	--	--
PSG-10-44	PSG-10-44-15 REP	05/20/2020	15.0	<8.0 UJ	<8.0	<8.0	<8.0	<8.0	**11**	<8.0	**198**	<8.0	<80	<80	<80	--	--	--
PSG-10-44	PSG-10-44-15	08/25/2020	15.0	<8.0	<8.0	<8.0	<8.0	<8.0	**16**	<8.0	**206**	<8.0	<80	<80	<80	--	--	--
PSG-10-44	PSG-10-44-15	01/14/2021	15.0	<8.0	<8.0	<8.0	<8.0	<8.0	**19**	<8.0	**95**	<8.0	<80	<80	<80	--	--	--
PSG-10-44	PSG-10-44-15	06/02/2021	15.0	**6.0 J**	<8.0	<8.0	<8.0	<8.0	**17**	<8.0	**196**	<8.0	<80	<80	<80	--	--	--
PSG-10-44	PSG-10-44-15 REP	06/02/2021	15.0	**6.0 J**	<8.0	<8.0	<8.0	<8.0	**18**	<8.0	**201**	<8.0	<80	<80	<80	--	--	--
PSG-10-44	PSG-10-44-15	09/14/2021	15.0	<8.0	<8.0	<8.0	<8.0	<8.0	**19**	<8.0	**184 J**	<8.0	<80	<80	<80	--	--	--
PSG-10-44	PSG-10-44-15	01/10/2022	15.0	<4.0	<4.0	<4.0 UJ	<4.0	**63**	**12**	<4.0 UJ	**91 J**	<4.0	<40	<40	<40	--	--	--
PSG-10-44	PSG-10-44-15	05/05/2022	15.0	<4.0	<4.0	<4.0	<4.0	**83**	**13**	<4.0	**143**	<4.0	<40	<40	<40	--	--	--
PSG-10-44	PSG-10-44-15	08/23/2022	15.0	<100 UJ	<100	<20	<100 UJ	<100 UJ	<20	<100	**130 J+**	<10 UJ	--	--	--	--	--	<100
PSG-10-45	PSG-10-45-5	03/08/2019	5.0	<8.0	<8.0	<8.0	<8.0	<8.0	<8.0	<8.0	<8.0	<8.0	<80	<80	<80	--	--	--
PSG-10-45	PSG-10-45-5	07/19/2019	5.0	<8.0	<8.0	<8.0	<8.0	<8.0	<8.0	<8.0	<8.0	<8.0	<80	<80	<80	--	--	--
PSG-10-45	PSG-10-45-5	01/31/2020	5.0	<8.0	<8.0	<8.0	<8.0	<8.0	<8.0	<8.0	<8.0	<8.0	<80	<80	<80	--	--	--
PSG-10-45	PSG-10-45-5	05/19/2020	5.0	<8.0 UJ	<8.0	<8.0	<8.0	<8.0	<8.0	<8.0	<8.0	<8.0	<80	<80	<80	--	--	--
PSG-10-45	PSG-10-45-5	08/25/2020	5.0	<8.0	<8.0	<8.0	<8.0	<8.0	<8.0	<8.0	<8.0	<8.0	<80	<80	<80	--	--	--
PSG-10-45	PSG-10-45-5	01/14/2021	5.0	<8.0	<8.0	<8.0	<8.0	<8.0	<8.0	<8.0	<8.0	<8.0	<80	<80	<80	--	--	--
PSG-10-45	PSG-10-45-5	06/01/2021	5.0	<8.0	<8.0	<8.0	<8.0	<8.0	<8.0	<8.0	<8.0	<8.0	<80	<80	<80	--	--	--
PSG-10-45	PSG-10-45-5	09/14/2021	5.0	<8.0	<8.0	<8.0	<8.0	<8.0	**7.0 J**	<8.0	**7.0 J**	<8.0	<80	<80	<80	--	--	--
PSG-10-45	PSG-10-45-5	01/07/2022	5.0	<4.0	<4.0	<4.0	<4.0	<4.0	<4.0	<4.0	<4.0 UJ	<4.0	<40	<40	<40	--	--	--
PSG-10-45	PSG-10-45-5	05/05/2022	5.0	<4.0	<4.0	<4.0	<4.0	**14**	<4.0	<4.0	<4.0	<4.0	<40	<40	<40	--	--	--
PSG-10-45	PSG-10-45-5	08/23/2022	5.0	<100 UJ	<100 UJ	<20 UJ	<100 UJ	<100 UJ	<20	<100 UJ	<20 UJ	<10 UJ	--	--	--	--	--	<100

TABLE A-5

HISTORICAL PERIMETER SOIL GAS SAMPLING RESULTS
Former Ford Aeronutronic Facility
Newport Beach, California

Sampling Location	Sample ID	Date Sampled [2]	Depth of Sample (feet bgs)	Volatile Organic Compounds [1] (µg/m³)									Leak Detection Compounds [1]					
				1,1-DCE	1,1-DCA	1,2-DCA	cis-1,2-DCE	trans-1,2-DCE	PCE	1,1,1-TCA	TCE	Vinyl Chloride	Heptane (µg/m³)	Hexane (µg/m³)	Pentane (µg/m³)	Helium (ppmv)	TFA (µg/m³)	DFA (µg/m³)
PSG-10-45	PSG-10-45-14.5	03/08/2019	15.0	<8.0	<8.0	<8.0	<8.0	<8.0	**16**	<8.0	**178**	<8.0	<80	<80	<80	--	--	--
PSG-10-45	PSG-10-45-15	07/19/2019	15.0	<8.0	<8.0	<8.0	<8.0	<8.0	<8.0	<8.0	**143**	<8.0	<80	<80	<80	--	--	--
PSG-10-45	PSG-10-45-15	01/31/2020	15.0	<8.0	<8.0	<8.0	<8.0	<8.0	**24**	<8.0	**122**	<8.0	<80	<80	<80	--	--	--
PSG-10-45	PSG-10-45-15	05/19/2020	15.0	<8.0 UJ	<8.0	<8.0	<8.0	<8.0	<8.0	<8.0	**123**	<8.0	<80	<80	<80	--	--	--
PSG-10-45	PSG-10-45-15	08/25/2020	15.0	<8.0	<8.0	<8.0	<8.0	<8.0	**10**	<8.0	**135**	<8.0	<80	<80	<80	--	--	--
PSG-10-45	PSG-10-45-15	01/14/2021	15.0	<8.0	<8.0	<8.0	<8.0	<8.0	**15**	<8.0	**136**	<8.0	<80	<80	<80	--	--	--
PSG-10-45	PSG-10-45-15	06/01/2021	15.0	<8.0	**4.0 J**	<8.0	<8.0	<8.0	**11**	<8.0	**123**	<8.0	<80	<80	<80	--	--	--
PSG-10-45	PSG-10-45-15	09/14/2021	15.0	<8.0	<8.0	<8.0	<8.0	<8.0	**15**	<8.0	**135 J**	<8.0	<80	<80	<80	--	--	--
PSG-10-45	PSG-10-45-15	01/07/2022	15.0	<4.0	<4.0	<4.0	<4.0	**20**	**15**	<4.0	**119 J**	<4.0	<40	<40	<40	--	--	--
PSG-10-45	PSG-10-45-15	05/05/2022	15.0	<4.0	<4.0	<4.0	<4.0	**60**	**14**	<4.0	**118**	<4.0	<40	<40	<40	--	--	--
PSG-10-45	PSG-10-45-15	08/23/2022	15.0	<100 UJ	<100 UJ	<20 UJ	<100 UJ	<100 UJ	<20	<100 UJ	**94 J+**	<10 UJ	--	--	--	--	--	<100
PSG-10-45	PSG-10-45-15 REP	08/23/2022	15.0	<100 UJ	<100 UJ	<20 UJ	<100 UJ	<100 UJ	<20 UJ	<100 UJ	**100 J+**	<10 UJ	--	--	--	--	--	<100
PSG-10-46	PSG-10-46-5	03/08/2019	5.0	<8.0	<8.0	<8.0	<8.0	<8.0	<8.0	<8.0	<8.0	<8.0	<80	<80	<80	--	--	--
PSG-10-46	PSG-10-46-5 REP	03/08/2019	5.0	<8.0	<8.0	<8.0	<8.0	<8.0	<8.0	<8.0	<8.0	<8.0	<80	<80	<80	--	--	--
PSG-10-46	PSG-10-46-5	07/19/2019	5.0	<8.0	<8.0	<8.0	<8.0	<8.0	<8.0	<8.0	<8.0	<8.0	<80	<80	<80	--	--	--
PSG-10-46	PSG-10-46-5	01/31/2020	5.0	<8.0	<8.0	<8.0	<8.0	<8.0	<8.0	<8.0	<8.0	<8.0	<80	<80	<80	--	--	--
PSG-10-46	PSG-10-46-5	05/19/2020	5.0	<8.0 UJ	<8.0	<8.0	<8.0	<8.0	<8.0	<8.0	<8.0	<8.0	<80	<80	<80	--	--	--
PSG-10-46	PSG-10-46-5	08/25/2020	5.0	<8.0	<8.0	**5.0 J**	<8.0	<8.0	<8.0	<8.0	<8.0	<8.0	<80	<80	<80	--	--	--
PSG-10-46	PSG-10-46-5	01/14/2021	5.0	<8.0	<8.0	<8.0	<8.0	<8.0	<8.0	<8.0	<8.0	<8.0	<80	<80	<80	--	--	--
PSG-10-46	PSG-10-46-5	06/01/2021	5.0	<8.0	<8.0	<8.0	<8.0	<8.0	<8.0	<8.0	<8.0	<8.0	<80	<80	<80	--	--	--
PSG-10-46	PSG-10-46-5	09/14/2021	5.0	<8.0	<8.0	<8.0	<8.0	<8.0	**2.0 J**	<8.0	**4.0 J**	<8.0	<80	<80	<80	--	--	--
PSG-10-46	PSG-10-46-5	01/07/2022	5.0	<4.0	<4.0	<4.0	<4.0	<4.0	<4.0	<4.0	<4.0 UJ	<4.0	<40	<40	<40	--	--	--
PSG-10-46	PSG-10-46-5 REP	01/07/2022	5.0	<4.0	<4.0	<4.0	<4.0	<4.0	<4.0	<4.0	<4.0 UJ	<4.0	<40	<40	<40	--	--	--
PSG-10-46	PSG-10-46-5	05/02/2022	5.0	<4.0	<4.0	<4.0	<4.0	<4.0	<4.0	<4.0	<4.0	<4.0	<40	<40	<40	--	--	--
PSG-10-46	PSG-10-46-5 REP	05/02/2022	5.0	<4.0	<4.0	<4.0	<4.0	<4.0	<4.0	<4.0	<4.0	<4.0	<40	<40	<40	--	--	--
PSG-10-46	PSG-10-46-15	03/08/2019	15.0	<8.0	<8.0	<8.0	<8.0	<8.0	<8.0	<8.0	<8.0	<8.0	<80	<80	<80	--	--	--
PSG-10-46	PSG-10-46-15	07/19/2019	15.0	<8.0	<8.0	<8.0	<8.0	<8.0	<8.0	<8.0	<8.0	<8.0	<80	<80	<80	--	--	--
PSG-10-46	PSG-10-46-15	01/31/2020	15.0	<8.0	<8.0	<8.0	<8.0	<8.0	<8.0	<8.0	**4.0 J**	<8.0	<80	<80	<80	--	--	--
PSG-10-46	PSG-10-46-15	05/19/2020	15.0	<8.0 UJ	<8.0	<8.0	<8.0	<8.0	<8.0	<8.0	<8.0	<8.0	<80	<80	<80	--	--	--
PSG-10-46	PSG-10-46-15	08/25/2020	15.0	<8.0	<8.0	<8.0	<8.0	<8.0	<8.0	<8.0	<8.0	<8.0	<80	<80	<80	--	--	--
PSG-10-46	PSG-10-46-15 REP	08/25/2020	15.0	<8.0	<8.0	<8.0	<8.0	<8.0	<8.0	<8.0	<8.0	<8.0	<80	<80	<80	--	--	--
PSG-10-46	PSG-10-46-15	01/14/2021	15.0	<8.0	<8.0	<8.0	<8.0	<8.0	<8.0	<8.0	<8.0	<8.0	<80	<80	<80	--	--	--
PSG-10-46	PSG-10-46-15	06/01/2021	15.0	<8.0	<8.0	<8.0	<8.0	<8.0	<8.0	<8.0	<8.0	<8.0	<80	<80	<80	--	--	--
PSG-10-46	PSG-10-46-15	09/14/2021	15.0	<8.0	<8.0	<8.0	<8.0	<8.0	**4.0 J**	<8.0	**4.0 J**	<8.0	<80	<80	<80	--	--	--
PSG-10-46	PSG-10-46-15	01/07/2022	15.0	<4.0	<4.0	<4.0	<4.0	<4.0	**4.0**	<4.0	<4.0 UJ	<4.0	<40	<40	<40	--	--	--
PSG-10-46	PSG-10-46-15	05/02/2022	15.0	<4.0	<4.0	<4.0	<4.0	<4.0	**16**	<4.0	<4.0	<4.0	<40	<40	<40	--	--	--
PSG-10-47	PSG-10-47-5	03/08/2019	5.0	<8.0	<8.0	<8.0	<8.0	<8.0	<8.0	<8.0	<8.0	<8.0	<80	<80	<80	--	--	--
PSG-10-47	PSG-10-47-5	07/19/2019	5.0	<8.0	<8.0	<8.0	<8.0	<8.0	<8.0	<8.0	<8.0	<8.0	<80	<80	<80	--	--	--
PSG-10-47	PSG-10-47-5	01/31/2020	5.0	<8.0	<8.0	<8.0	<8.0	<8.0	<8.0	<8.0	<8.0	<8.0	<80	<80	<80	--	--	--
PSG-10-47	PSG-10-47-5	05/19/2020	5.0	<8.0 UJ	<8.0	<8.0	<8.0	<8.0	<8.0	<8.0	<8.0	<8.0	<80	<80	<80	--	--	--
PSG-10-47	PSG-10-47-5	08/25/2020	5.0	<8.0	<8.0	<8.0	<8.0	<8.0	<8.0	<8.0	<8.0	<8.0	<80	<80	<80	--	--	--
PSG-10-47	PSG-10-47-5	01/14/2021	5.0	<8.0	<8.0	<8.0	<8.0	<8.0	<8.0	<8.0	<8.0	<8.0	<80	<80	<80	--	--	--
PSG-10-47	PSG-10-47-5	06/01/2021	5.0	<8.0	<8.0	<8.0	<8.0	<8.0	<8.0	<8.0	<8.0	<8.0	<80	<80	<80	--	--	--
PSG-10-47	PSG-10-47-5	09/14/2021	5.0	<8.0	<8.0	<8.0	<8.0	<8.0	<8.0	<8.0	<8.0	<8.0 UJ	<80	<80	<80	--	--	--
PSG-10-47	PSG-10-47-5	01/07/2022	5.0	<4.0	<4.0	<4.0	<4.0	<4.0	<4.0	<4.0	<4.0 UJ	<4.0	<40	<40	<40	--	--	--
PSG-10-47	PSG-10-47-5	05/02/2022	5.0	<4.0	<4.0	<4.0	<4.0	<4.0	<4.0	<4.0	<4.0	<4.0	<40	<40	<40	--	--	--
PSG-10-47	PSG-10-47-5	08/23/2022	5.0	<100 UJ	<100 UJ	<20 UJ	<100 UJ	<100 UJ	<20	<100 UJ	<20 UJ	<10 UJ	--	--	--	--	--	<100
PSG-10-47	PSG-10-47-15	03/08/2019	15.0	<8.0	<8.0	<8.0	<8.0	<8.0	**6.0 J**	<8.0	**30**	<8.0	<80	<80	<80	--	--	--
PSG-10-47	PSG-10-47-15	07/19/2019	15.0	<8.0	<8.0	<8.0	<8.0	<8.0	<8.0	<8.0	**30**	<8.0	<80	<80	<80	--	--	--
PSG-10-47	PSG-10-47-15	08/23/2022	15.0	<100 UJ	<100 UJ	<20 UJ	<100 UJ	<100 UJ	**40 J+**	<100 UJ	<20 UJ	<10 UJ	--	--	--	--	--	<100

TABLE A-5

HISTORICAL PERIMETER SOIL GAS SAMPLING RESULTS
Former Ford Aeronutronic Facility
Newport Beach, California

Sampling Location	Sample ID	Date Sampled [2]	Depth of Sample (feet bgs)	Volatile Organic Compounds [1] (µg/m³)									Leak Detection Compounds [1]					
				1,1-DCE	1,1-DCA	1,2-DCA	cis-1,2-DCE	trans-1,2-DCE	PCE	1,1,1-TCA	TCE	Vinyl Chloride	Heptane (µg/m³)	Hexane (µg/m³)	Pentane (µg/m³)	Helium (ppmv)	TFA (µg/m³)	DFA (µg/m³)
PSG-10-48	PSG-10-48-5	03/08/2019	5.0	<8.0	<8.0	<8.0	<8.0	<8.0	<8.0	<8.0	<8.0	<8.0	<80	<80	<80	--	--	--
PSG-10-48	PSG-10-48-5	07/19/2019	5.0	<8.0	<8.0	<8.0	<8.0	<8.0	<8.0	<8.0	<8.0	<8.0	<80	<80	<80	--	--	--
PSG-10-48	PSG-10-48-5 REP	07/19/2019	5.0	<8.0	<8.0	<8.0	<8.0	<8.0	<8.0	<8.0	<8.0	<8.0	<80	<80	<80	--	--	--
PSG-10-48	PSG-10-48-5	01/31/2020	5.0	<8.0	<8.0	<8.0	<8.0	<8.0	<8.0	<8.0	<8.0	<8.0	<80	<80	<80	--	--	--
PSG-10-48	PSG-10-48-5	05/19/2020	5.0	<8.0 UJ	<8.0	<8.0	<8.0	<8.0	<8.0	<8.0	<8.0	<8.0	<80	<80	<80	--	--	--
PSG-10-48	PSG-10-48-5	08/25/2020	5.0	<8.0	<8.0	<8.0	<8.0	<8.0	<8.0	<8.0	<8.0	<8.0	<80	<80	<80	--	--	--
PSG-10-48	PSG-10-48-5	01/14/2021	5.0	**13**	<8.0	<8.0	<8.0	<8.0	<8.0	<8.0	<8.0	<8.0	<80	<80	<80	--	--	--
PSG-10-48	PSG-10-48-5	06/01/2021	5.0	<8.0	<8.0	<8.0	<8.0	<8.0	<8.0	<8.0	<8.0	<8.0	<80	<80	<80	--	--	--
PSG-10-48	PSG-10-48-5	09/14/2021	5.0	<8.0	<8.0	<8.0	<8.0	<8.0	<8.0	<8.0	<8.0	<8.0 UJ	<80	<80	<80	--	--	--
PSG-10-48	PSG-10-48-5	01/07/2022	5.0	<4.0	<4.0	<4.0	<4.0	<4.0	<4.0	<4.0	<4.0 UJ	<4.0	<40	<40	<40	--	--	--
PSG-10-48	PSG-10-48-5	05/02/2022	5.0	<4.0	<4.0	<4.0	<4.0	<4.0	**7.0**	<4.0	<4.0	<4.0	<40	<40	<40	--	--	--
PSG-10-48	PSG-10-48-15	03/08/2019	15.0	<8.0	<8.0	<8.0	<8.0	<8.0	**7.0 J**	<8.0	**51**	<8.0	<80	<80	<80	--	--	--
PSG-10-48	PSG-10-48-15	07/19/2019	15.0	<8.0	<8.0	<8.0	<8.0	<8.0	<8.0	<8.0	**25**	<8.0	<80	<80	<80	--	--	--
PSG-10-49	PSG-10-49-5	03/08/2019	5.0	<8.0	<8.0	<8.0	<8.0	<8.0	<8.0	<8.0	<8.0	<8.0	<80	<80	<80	--	--	--
PSG-10-49	PSG-10-49-5	07/19/2019	5.0	<8.0	<8.0	<8.0	<8.0	<8.0	<8.0	<8.0	<8.0	<8.0	<80	<80	<80	--	--	--
PSG-10-49	PSG-10-49-5	01/31/2020	5.0	<8.0	<8.0	<8.0	<8.0	<8.0	<8.0	<8.0	<8.0	<8.0	<80	<80	<80	--	--	--
PSG-10-49	PSG-10-49-5 REP	01/31/2020	5.0	<8.0	<8.0	<8.0	<8.0	<8.0	<8.0	<8.0	<8.0	<8.0	<80	<80	<80	--	--	--
PSG-10-49	PSG-10-49-5	05/19/2020	5.0	<8.0 UJ	<8.0	<8.0	<8.0	<8.0	<8.0	<8.0	<8.0	<8.0	<80	<80	<80	--	--	--
PSG-10-49	PSG-10-49-5	08/25/2020	5.0	<8.0	<8.0	<8.0	<8.0	<8.0	<8.0	<8.0	<8.0	<8.0	<80	<80	<80	--	--	--
PSG-10-49	PSG-10-49-5	01/15/2021	5.0	<8.0 UJ	<8.0	<8.0	<8.0	<8.0	<8.0	<8.0	<8.0	<8.0	<80	<80	<80	--	--	--
PSG-10-49	PSG-10-49-5 REP	01/15/2021	5.0	<8.0 UJ	<8.0	<8.0	<8.0	<8.0	<8.0	<8.0	<8.0	<8.0	<80	<80	<80	--	--	--
PSG-10-49	PSG-10-49-5	06/01/2021	5.0	<8.0	<8.0	<8.0	<8.0	<8.0	<8.0	<8.0	<8.0	<8.0	<80	<80	<80	--	--	--
PSG-10-49	PSG-10-49-5 REP	06/01/2021	5.0	<8.0	<8.0	<8.0	<8.0	<8.0	<8.0	<8.0	<8.0	<8.0	<80	<80	<80	--	--	--
PSG-10-49	PSG-10-49-5	09/14/2021	5.0	<8.0	<8.0	<8.0	<8.0	<8.0	<8.0	<8.0	<8.0	<8.0 UJ	<80	<80	<80	--	--	--
PSG-10-49	PSG-10-49-5	01/07/2022	5.0	<4.0	<4.0	<4.0	<4.0	<4.0	<4.0	<4.0	<4.0 UJ	<4.0	<40	<40	<40	--	--	--
PSG-10-49	PSG-10-49-5	05/02/2022	5.0	<4.0	<4.0	<4.0	<4.0	<4.0	<4.0	<4.0	<4.0	<4.0	<40	<40	<40	--	--	--
PSG-10-49	PSG-10-49-5	08/23/2022	5.0	<100 UJ	<100 UJ	<20 UJ	<100 UJ	<100 UJ	<20	<100 UJ	<20 UJ	<10 UJ	--	--	--	--	--	<100
PSG-10-49	PSG-10-49-15	03/08/2019	15.0	<8.0	<8.0	<8.0	<8.0	<8.0	**5.0 J**	<8.0	**18**	<8.0	<80	<80	<80	--	--	--
PSG-10-49	PSG-10-49-15 REP	03/08/2019	15.0	<8.0	<8.0	<8.0	<8.0	<8.0	**5.0 J**	<8.0	**17**	<8.0	<80	<80	<80	--	--	--
PSG-10-49	PSG-10-49-15	07/19/2019	15.0	<8.0	<8.0	<8.0	<8.0	<8.0	<8.0	<8.0	<8.0	<8.0	<80	<80	<80	--	--	--
PSG-10-49	PSG-10-49-15	01/31/2020	15.0	<8.0	<8.0	<8.0	<8.0	<8.0	**8.0 J**	<8.0	**10**	<8.0	<80	<80	<80	--	--	--
PSG-10-49	PSG-10-49-15	08/25/2020	15.0	<8.0	<8.0	<8.0	<8.0	<8.0	<8.0	<8.0	**11**	<8.0	<80	<80	<80	--	--	--
PSG-10-49	PSG-10-49-15	09/14/2021	15.0	<8.0	<8.0	<8.0	<8.0	<8.0	<8.0	<8.0	**15**	<8.0 UJ	<80	<80	<80	--	--	--
PSG-10-49	PSG-10-49-15	01/07/2022	15.0	<4.0	<4.0	<4.0	<4.0	<4.0	**7.0**	<4.0	**11 J**	<4.0	<40	<40	<40	--	--	--
PSG-10-49	PSG-10-49-15	05/02/2022	15.0	<4.0	<4.0	<4.0	<4.0	<4.0	<4.0	<4.0	**8.0**	<4.0	<40	<40	<40	--	--	--
PSG-10-49	PSG-10-49-15	08/23/2022	15.0	<100 UJ	<100 UJ	<20 UJ	<100 UJ	<100 UJ	<20	<100 UJ	<20 UJ	<10 UJ	--	--	--	--	--	<100
PSG-10-50	PSG-10-50-5	03/07/2019	5.0	<8.0	<8.0	<8.0	<8.0	<8.0	<8.0	<8.0	<8.0	<8.0	<80	<80	<80	--	--	--
PSG-10-50	PSG-10-50-5	07/19/2019	5.0	<8.0	<8.0	<8.0	<8.0	<8.0	<8.0	<8.0	<8.0	<8.0	<80	<80	<80	--	--	--
PSG-10-50	PSG-10-50-5	01/31/2020	5.0	<8.0	<8.0	<8.0	<8.0	<8.0	<8.0	<8.0	<8.0	<8.0	<80	<80	<80	--	--	--
PSG-10-50	PSG-10-50-5	05/19/2020	5.0	<8.0 UJ	<8.0	<8.0	<8.0	<8.0	<8.0	<8.0	<8.0	<8.0	<80	<80	<80	--	--	--
PSG-10-50	PSG-10-50-5 REP	05/19/2020	5.0	<8.0 UJ	<8.0	<8.0	<8.0	<8.0	<8.0	<8.0	<8.0	<8.0	<80	<80	<80	--	--	--
PSG-10-50	PSG-10-50-5	08/25/2020	5.0	<8.0	<8.0	**5.0 J**	<8.0	<8.0	<8.0	<8.0	<8.0	<8.0	<80	<80	<80	--	--	--
PSG-10-50	PSG-10-50-5	01/15/2021	5.0	**4.0 J-**	<8.0	<8.0	<8.0	<8.0	<8.0	<8.0	<8.0	<8.0	<80	<80	<80	--	--	--
PSG-10-50	PSG-10-50-5	06/01/2021	5.0	<8.0	<8.0	<8.0	<8.0	<8.0	<8.0	<8.0	<8.0	<8.0	<80	<80	<80	--	--	--
PSG-10-50	PSG-10-50-5	09/30/2021	5.0	<8.0	<8.0	<8.0	<8.0	<8.0	<8.0	<8.0	<8.0	<8.0	<80	<80	<80	--	--	--
PSG-10-50	PSG-10-50-5 REP	09/30/2021	5.0	<8.0	<8.0	<8.0	<8.0	<8.0	<8.0	<8.0	<8.0	<8.0	<80	<80	<80	--	--	--
PSG-10-50	PSG-10-50-5	01/07/2022	5.0	<4.0	<4.0	<4.0	<4.0	<4.0	<4.0	<4.0	<4.0 UJ	<4.0	<40	<40	<40	--	--	--
PSG-10-50	PSG-10-50-5	05/02/2022	5.0	<4.0	<4.0	<4.0	<4.0	<4.0	<4.0	<4.0	<4.0	<4.0	<40	<40	<40	--	--	--
PSG-10-50	PSG-10-50-15	03/07/2019	15.0	<8.0	<8.0	<8.0	<8.0	<8.0	<8.0	<8.0	**7.0 J**	<8.0	<80	<80	<80	--	--	--
PSG-10-50	PSG-10-50-15	01/31/2020	15.0	<8.0	<8.0	<8.0	<8.0	<8.0	**10**	<8.0	**8.0**	<8.0	<80	<80	<80	--	--	--

TABLE A-5

HISTORICAL PERIMETER SOIL GAS SAMPLING RESULTS
Former Ford Aeronutronic Facility
Newport Beach, California

Sampling Location	Sample ID	Date Sampled [2]	Depth of Sample (feet bgs)	Volatile Organic Compounds [1] (µg/m³)									Leak Detection Compounds [1]					
				1,1-DCE	1,1-DCA	1,2-DCA	cis-1,2-DCE	trans-1,2-DCE	PCE	1,1,1-TCA	TCE	Vinyl Chloride	Heptane (µg/m³)	Hexane (µg/m³)	Pentane (µg/m³)	Helium (ppmv)	TFA (µg/m³)	DFA (µg/m³)
PSG-10-50	PSG-10-50-15	05/19/2020	15.0	<8.0 UJ	<8.0	<8.0	<8.0	<8.0	<8.0	<8.0	<8.0	<8.0	<80	<80	<80	--	--	--
PSG-10-50	PSG-10-50-15	01/15/2021	15.0	<8.0 UJ	<8.0	<8.0	<8.0	<8.0	<8.0	<8.0	**6.0 J**	<8.0	<80	<80	<80	--	--	--
PSG-10-50	PSG-10-50-15	06/01/2021	15.0	<8.0	<8.0	<8.0	<8.0	<8.0	<8.0	<8.0	<8.0	<8.0	<80	<80	<80	--	--	--
PSG-10-50	PSG-10-50-15	09/30/2021	15.0	<8.0	<8.0	<8.0	<8.0	<8.0	<8.0	<8.0	**8.0**	<8.0	<80	<80	<80	--	--	--
PSG-10-50	PSG-10-50-15	05/02/2022	15.0	<4.0	<4.0	<4.0	<4.0	<4.0	**5.0**	<4.0	**7.0**	<4.0	<40	<40	<40	--	--	--
PSG-10-51	PSG-10-51-5	03/07/2019	5.0	<8.0	<8.0	<8.0	<8.0	<8.0	<8.0	<8.0	<8.0	<8.0	<80	<80	<80	--	--	--
PSG-10-51	PSG-10-51-5	07/19/2019	5.0	<8.0	<8.0	<8.0	<8.0	<8.0	<8.0	<8.0	<8.0	<8.0	<80	<80	<80	--	--	--
PSG-10-51	PSG-10-51-5	01/31/2020	5.0	<8.0	<8.0	<8.0	<8.0	<8.0	<8.0	<8.0	<8.0	<8.0	<80	<80	<80	--	--	--
PSG-10-51	PSG-10-51-5	05/19/2020	5.0	<8.0 UJ	<8.0	<8.0	<8.0	<8.0	<8.0	<8.0	<8.0	<8.0	<80	<80	<80	--	--	--
PSG-10-51	PSG-10-51-5	08/25/2020	5.0	<8.0	<8.0	<8.0	<8.0	<8.0	<8.0	<8.0	<8.0	<8.0	<80	<80	<80	--	--	--
PSG-10-51	PSG-10-51-5	01/15/2021	5.0	<8.0 UJ	<8.0	<8.0	<8.0	<8.0	<8.0	<8.0	<8.0	<8.0	<80	<80	<80	--	--	--
PSG-10-51	PSG-10-51-5	06/01/2021	5.0	<8.0	<8.0	<8.0	<8.0	<8.0	<8.0	<8.0	<8.0	<8.0	<80	<80	<80	--	--	--
PSG-10-51	PSG-10-51-5	09/30/2021	5.0	<8.0	<8.0	<8.0	<8.0	<8.0	<8.0	<8.0	<8.0	<8.0	<80	<80	<80	--	--	--
PSG-10-51	PSG-10-51-5	01/07/2022	5.0	<4.0	<4.0	<4.0	<4.0	<4.0	<4.0	<4.0	<4.0 UJ	<4.0	<40	<40	<40	--	--	--
PSG-10-51	PSG-10-51-5	05/02/2022	5.0	<4.0	<4.0	<4.0	<4.0	<4.0	**6.0**	<4.0	<4.0	<4.0	<40	<40	<40	--	--	--
PSG-10-51	PSG-10-51-5	08/23/2022	5.0	<100 UJ	<100 UJ	<20 UJ	<100 UJ	<100 UJ	<20 UJ	<100 UJ	<20 UJ	<10 UJ	--	--	--	--	--	<100
PSG-10-51	PSG-10-51-15	03/07/2019	15.0	<8.0	<8.0	<8.0	<8.0	<8.0	**9.0**	<8.0	**76**	<8.0	<80	<80	<80	--	--	--
PSG-10-51	PSG-10-51-15	07/19/2019	15.0	<8.0	<8.0	<8.0	<8.0	<8.0	<8.0	<8.0	**50**	<8.0	<80	<80	<80	--	--	--
PSG-10-51	PSG-10-51-15	01/31/2020	15.0	<8.0	<8.0	<8.0	<8.0	<8.0	**8.0**	<8.0	**43**	<8.0	<80	<80	<80	--	--	--
PSG-10-51	PSG-10-51-15	05/19/2020	15.0	<8.0 UJ	<8.0	<8.0	<8.0	<8.0	<8.0	<8.0	**43**	<8.0	<80	<80	<80	--	--	--
PSG-10-51	PSG-10-51-15	08/25/2020	15.0	<8.0	<8.0	<8.0	<8.0	<8.0	<8.0	<8.0	**44**	<8.0	<80	<80	<80	--	--	--
PSG-10-51	PSG-10-51-15	01/15/2021	15.0	<8.0 UJ	<8.0	<8.0	<8.0	<8.0	**7.0 J**	<8.0	**42**	<8.0	<80	<80	<80	--	--	--
PSG-10-51	PSG-10-51-15	06/01/2021	15.0	<8.0	<8.0	<8.0	<8.0	<8.0	<8.0	<8.0	**31**	<8.0	<80	<80	<80	--	--	--
PSG-10-51	PSG-10-51-15	09/30/2021	15.0	<8.0	<8.0	<8.0	<8.0	<8.0	**7.0 J**	<8.0	**48**	<8.0	<80	<80	<80	--	--	--
PSG-10-51	PSG-10-51-15	01/07/2022	15.0	<4.0	<4.0	<4.0	<4.0	<4.0	**8.0**	<4.0	**35 J**	<4.0	<40	<40	<40	--	--	--
PSG-10-51	PSG-10-51-15	05/02/2022	15.0	<4.0	<4.0	<4.0	<4.0	<4.0	**11**	<4.0	**32**	<4.0	<40	<40	<40	--	--	--
PSG-10-51	PSG-10-51-15	08/23/2022	15.0	<100 UJ	<100 UJ	<20 UJ	<100 UJ	<100 UJ	<20	<100 UJ	**30 J+**	<10 UJ	--	--	--	--	--	<100
PSG-10-52	PSG-10-52-5	03/07/2019	5.0	<8.0	<8.0	<8.0	<8.0	<8.0	<8.0	<8.0	<8.0	<8.0	<80	<80	<80	--	--	--
PSG-10-52	PSG-10-52-5	07/19/2019	5.0	<8.0	<8.0	<8.0	<8.0	<8.0	<8.0	<8.0	<8.0	<8.0	<80	<80	<80	--	--	--
PSG-10-52	PSG-10-52-5	01/31/2020	5.0	<8.0	<8.0	<8.0	<8.0	<8.0	<8.0	<8.0	<8.0	<8.0	<80	<80	<80	--	--	--
PSG-10-52	PSG-10-52-5	05/19/2020	5.0	<8.0 UJ	<8.0	<8.0	<8.0	<8.0	<8.0	<8.0	<8.0	<8.0	<80	<80	<80	--	--	--
PSG-10-52	PSG-10-52-5	08/25/2020	5.0	<8.0	<8.0	**72**	<8.0	<8.0	<8.0	<8.0	<8.0	<8.0	<80	<80	<80	--	--	--
PSG-10-52	PSG-10-52-5	01/15/2021	5.0	<8.0 UJ	<8.0	<8.0	<8.0	<8.0	<8.0	<8.0	<8.0	<8.0	<80	<80	<80	--	--	--
PSG-10-52	PSG-10-52-5	06/01/2021	5.0	<8.0	<8.0	<8.0	<8.0	<8.0	<8.0	<8.0	<8.0	<8.0	<80	<80	<80	--	--	--
PSG-10-52	PSG-10-52-5	09/30/2021	5.0	<8.0	<8.0	<8.0	<8.0	<8.0	<8.0	<8.0	<8.0	<8.0	<80	<80	<80	--	--	--
PSG-10-52	PSG-10-52-5	01/07/2022	5.0	<4.0	<4.0	<4.0	<4.0	<4.0	<4.0	<4.0	<4.0 UJ	<4.0	<40	<40	<40	--	--	--
PSG-10-52	PSG-10-52-5	05/02/2022	5.0	<4.0	<4.0	<4.0	<4.0	<4.0	<4.0	<4.0	<4.0	<4.0	<40	<40	<40	--	--	--
PSG-10-52	PSG-10-52-5 REP	05/02/2022	5.0	<4.0	<4.0	<4.0	<4.0	<4.0	<4.0	<4.0	<4.0	<4.0	<40	<40	<40	--	--	--
PSG-10-52	PSG-10-52-5	08/24/2022	5.0	<100	<100	<20	<100	<100	<20 UJ	<100	<20	<10	--	--	--	--	--	<100
PSG-10-52	PSG-10-52-15	03/07/2019	15.0	<8.0	<8.0	<8.0	<8.0	<8.0	**13**	<8.0	**163**	<8.0	<80	<80	<80	--	--	--
PSG-10-52	PSG-10-52-15	07/19/2019	15.0	<8.0	<8.0	<8.0	<8.0	<8.0	**11**	<8.0	**143**	<8.0	<80	<80	<80	--	--	--
PSG-10-52	PSG-10-52-15	01/31/2020	15.0	<8.0	<8.0	<8.0	<8.0	<8.0	**17**	<8.0	**124**	<8.0	<80	<80	<80	--	--	--
PSG-10-52	PSG-10-52-15	05/19/2020	15.0	<8.0 UJ	<8.0	<8.0	<8.0	<8.0	<8.0	<8.0	**107**	<8.0	<80	<80	<80	--	--	--
PSG-10-52	PSG-10-52-15	08/25/2020	15.0	<8.0	<8.0	<8.0	<8.0	<8.0	**9.0**	<8.0	**126**	<8.0	<80	<80	<80	--	--	--
PSG-10-52	PSG-10-52-15	01/15/2021	15.0	<8.0 UJ	<8.0	<8.0	<8.0	<8.0	**12**	<8.0	**130**	<8.0	<80	<80	<80	--	--	--
PSG-10-52	PSG-10-52-15	06/01/2021	15.0	<8.0	**4.0 J**	<8.0	<8.0	<8.0	**7.0 J**	<8.0	**112**	<8.0	<80	<80	<80	--	--	--
PSG-10-52	PSG-10-52-15	09/30/2021	15.0	<8.0	<8.0	<8.0	<8.0	<8.0	**14**	<8.0	**143**	<8.0	<80	<80	<80	--	--	--
PSG-10-52	PSG-10-52-15	01/07/2022	15.0	<4.0	<4.0	<4.0	<4.0	<4.0	**13**	<4.0	**106 J**	<4.0	<40	<40	<40	--	--	--
PSG-10-52	PSG-10-52-15 REP	01/07/2022	15.0	<4.0	<4.0	<4.0	<4.0	<4.0	**14**	<4.0	**109 J**	<4.0	<40	<40	<40	--	--	--
PSG-10-52	PSG-10-52-15	05/02/2022	15.0	<4.0	<4.0	<4.0	<4.0	<4.0	**12**	<4.0	**103**	<4.0	<40	<40	<40	--	--	--

TABLE A-5

HISTORICAL PERIMETER SOIL GAS SAMPLING RESULTS
Former Ford Aeronutronic Facility
Newport Beach, California

Sampling Location	Sample ID	Date Sampled [2]	Depth of Sample (feet bgs)	Volatile Organic Compounds [1] (µg/m³)									Leak Detection Compounds [1]					
				1,1-DCE	1,1-DCA	1,2-DCA	cis-1,2-DCE	trans-1,2-DCE	PCE	1,1,1-TCA	TCE	Vinyl Chloride	Heptane (µg/m³)	Hexane (µg/m³)	Pentane (µg/m³)	Helium (ppmv)	TFA (µg/m³)	DFA (µg/m³)
PSG-10-52	PSG-10-52-15	08/24/2022	15.0	<100	<100	<20	<100	<100	<20 UJ	<100	**71 J+**	<10	--	--	--	--	--	<100
PSG-10-53	PSG-10-53-5	03/07/2019	5.0	<8.0	<8.0	<8.0	<8.0	<8.0	<8.0	<8.0	<8.0	<8.0	<80	<80	<80	--	--	--
PSG-10-53	PSG-10-53-5	07/19/2019	5.0	<8.0	<8.0	<8.0	<8.0	<8.0	<8.0	<8.0	<8.0	<8.0	<80	<80	<80	--	--	--
PSG-10-53	PSG-10-53-5	01/31/2020	5.0	<8.0	<8.0	<8.0	<8.0	<8.0	<8.0	<8.0	<8.0	<8.0	<80	<80	<80	--	--	--
PSG-10-53	PSG-10-53-5 REP	01/31/2020	5.0	<8.0	<8.0	<8.0	<8.0	<8.0	<8.0	<8.0	**4.0 J**	<8.0	<80	<80	<80	--	--	--
PSG-10-53	PSG-10-53-5	05/19/2020	5.0	<8.0 UJ	<8.0	<8.0	<8.0	<8.0	<8.0	<8.0	<8.0	<8.0	<80	<80	<80	--	--	--
PSG-10-53	PSG-10-53-5	08/25/2020	5.0	<8.0	<8.0	<8.0	<8.0	<8.0	<8.0	<8.0	<8.0	<8.0	<80	<80	<80	--	--	--
PSG-10-53	PSG-10-53-5	01/15/2021	5.0	<8.0 UJ	<8.0	<8.0	<8.0	<8.0	<8.0	<8.0	<8.0	<8.0	<80	<80	<80	--	--	--
PSG-10-53	PSG-10-53-5	06/01/2021	5.0	<8.0	<8.0	<8.0	<8.0	<8.0	<8.0	<8.0	<8.0	<8.0	<80	<80	<80	--	--	--
PSG-10-53	PSG-10-53-5	09/30/2021	5.0	<8.0 R	<8.0 R	<8.0 R	<8.0 R	<8.0 R	<8.0 R	<8.0 R	**4.0 R**	<8.0 R	**6,340**	**3,450**	**5,510**	**--**	**--**	--
PSG-10-53	PSG-10-53-5	01/07/2022	5.0	<4.0	<4.0	<4.0	<4.0	<4.0	**5.0**	<4.0	**6.0 J**	<4.0	<40	<40	<40	--	--	--
PSG-10-53	PSG-10-53-5	05/02/2022	5.0	<4.0	<4.0	<4.0	<4.0	<4.0	**8.0**	<4.0	**5.0**	<4.0	<40	<40	<40	--	--	--
PSG-10-53	PSG-10-53-15	01/31/2020	15.0	<8.0	<8.0	<8.0	<8.0	<8.0	**12**	<8.0	**91**	<8.0	<80	<80	<80	--	--	--
PSG-10-53	PSG-10-53-15	05/19/2020	15.0	<8.0 UJ	<8.0	<8.0	<8.0	<8.0	<8.0	<8.0	**97**	<8.0	<80	<80	<80	--	--	--
PSG-10-53	PSG-10-53-15 REP	05/19/2020	15.0	<8.0 UJ	<8.0	<8.0	<8.0	<8.0	<8.0	<8.0	**100**	<8.0	<80	<80	<80	--	--	--
PSG-10-53	PSG-10-53-15	08/25/2020	15.0	<8.0	<8.0	**4.0 J**	<8.0	<8.0	**10**	<8.0	**114**	<8.0	<80	<80	<80	--	--	--
PSG-10-53	PSG-10-53-15	01/15/2021	15.0	<8.0 UJ	<8.0	<8.0	<8.0	<8.0	**13**	<8.0	**116**	<8.0	<80	<80	<80	--	--	--
PSG-10-53	PSG-10-53-15 REP	01/15/2021	15.0	<8.0 UJ	<8.0	<8.0	<8.0	<8.0	**12**	<8.0	**108**	<8.0	<80	<80	<80	--	--	--
PSG-10-53	PSG-10-53-15	06/01/2021	15.0	<8.0	<8.0	<8.0	<8.0	<8.0	**10**	<8.0	**104**	<8.0	<80	<80	<80	--	--	--
PSG-10-53	PSG-10-53-15 REP	06/01/2021	15.0	<8.0	<8.0	<8.0	<8.0	<8.0	**8.0**	<8.0	**100**	<8.0	<80	<80	<80	--	--	--
PSG-10-53	PSG-10-53-15	09/30/2021	15.0	<8.0	<8.0	<8.0	<8.0	<8.0	**13**	<8.0	**128**	<8.0	<80	<80	<80	--	--	--
PSG-10-53	PSG-10-53-15	01/07/2022	15.0	<4.0	<4.0	<4.0	<4.0	<4.0	**13**	<4.0	**99 J**	<4.0	<40	<40	<40	--	--	--
PSG-10-53	PSG-10-53-15	05/02/2022	15.0	<4.0	<4.0	<4.0	<4.0	<4.0	**15**	<4.0	**85**	<4.0	<40	<40	<40	--	--	--
PSG-10-54	PSG-10-54-5	03/07/2019	5.0	<8.0	<8.0	<8.0	<8.0	<8.0	<8.0	<8.0	<8.0	<8.0	<80	<80	<80	--	--	--
PSG-10-54	PSG-10-54-5	07/19/2019	5.0	<8.0	<8.0	<8.0	<8.0	<8.0	<8.0	<8.0	<8.0	<8.0	<80	<80	<80	--	--	--
PSG-10-54	PSG-10-54-5	01/31/2020	5.0	<8.0	<8.0	<8.0	<8.0	<8.0	<8.0	<8.0	<8.0	<8.0	<80	<80	<80	--	--	--
PSG-10-54	PSG-10-54-5	05/19/2020	5.0	<8.0 UJ	<8.0	<8.0	<8.0	<8.0	<8.0	<8.0	<8.0	<8.0	<80	<80	<80	--	--	--
PSG-10-54	PSG-10-54-5	08/25/2020	5.0	<8.0	<8.0	**5.0 J**	<8.0	<8.0	<8.0	<8.0	<8.0	<8.0	<80	<80	<80	--	--	--
PSG-10-54	PSG-10-54-5 REP	08/25/2020	5.0	<8.0	<8.0	**4.0 J**	<8.0	<8.0	<8.0	<8.0	<8.0	<8.0	<80	<80	<80	--	--	--
PSG-10-54	PSG-10-54-5	01/15/2021	5.0	<8.0 UJ	<8.0	<8.0	<8.0	<8.0	<8.0	<8.0	<8.0	<8.0	<80	<80	<80	--	--	--
PSG-10-54	PSG-10-54-5	06/01/2021	5.0	<8.0	<8.0	<8.0	<8.0	<8.0	<8.0	<8.0	<8.0	<8.0	<80	<80	<80	--	--	--
PSG-10-54	PSG-10-54-5	09/30/2021	5.0	<8.0	<8.0	<8.0	<8.0	<8.0	<8.0	<8.0	<8.0	<8.0	<80	<80	<80	--	--	--
PSG-10-54	PSG-10-54-5 REP	09/30/2021	5.0	<8.0	<8.0	<8.0	<8.0	<8.0	<8.0	<8.0	<8.0	<8.0	<80	<80	<80	--	--	--
PSG-10-54	PSG-10-54-5	01/07/2022	5.0	<4.0	<4.0	<4.0	<4.0	<4.0	<4.0	<4.0	<4.0 UJ	<4.0	<40	<40	<40	--	--	--
PSG-10-54	PSG-10-54-5	05/02/2022	5.0	<4.0	<4.0	<4.0	<4.0	<4.0	**4.0**	<4.0	<4.0	<4.0	<40	<40	<40	--	--	--
PSG-10-54	PSG-10-54-5	08/24/2022	5.0	<100	<100	<20	<100	<100	<20 UJ	<100	<20	<10	--	--	--	--	--	<100
PSG-10-54	PSG-10-54-15	03/07/2019	15.0	<8.0	<8.0	<8.0	<8.0	<8.0	**16**	<8.0	**144**	<8.0	<80	<80	<80	--	--	--
PSG-10-54	PSG-10-54-15	01/31/2020	15.0	<8.0	<8.0	<8.0	<8.0	<8.0	**18**	<8.0	**98**	<8.0	<80	<80	<80	--	--	--
PSG-10-54	PSG-10-54-15	05/19/2020	15.0	<8.0 UJ	<8.0	<8.0	<8.0	<8.0	<8.0	<8.0	**89**	<8.0	<80	<80	<80	--	--	--
PSG-10-54	PSG-10-54-15	06/01/2021	15.0	<8.0	<8.0	<8.0	<8.0	<8.0	**5.0 J**	<8.0	**22**	<8.0	<80	<80	<80	--	--	--
PSG-10-54	PSG-10-54-15	08/24/2022	15.0	<100	<100	<20	<100	<100	<20 UJ	<100	<20	<10	--	--	--	--	--	<100
PSG-10-54	PSG-10-54-15 REP	08/24/2022	15.0	<100	<100	<20	<100	<100	<20 UJ	<100	<20	<10	--	--	--	--	--	<100
PSG-11-1	PSG-11-1-14.5	01/31/2020	14.5	**326 R**	<8.0 R	<8.0 R	<8.0 R	<8.0 R	**336 R**	<8.0 R	**309 R**	<8.0 R	**6,450**	**1,520**	**901**	**--**	**--**	--
PSG-11-1	PSG-11-1-14.5	08/14/2020	14.5	**252**	<8.0	<8.0	<8.0	<8.0	**370**	<8.0	**371**	<8.0	<80	<80	<80	--	--	--
PSG-11-1	PSG-11-1-14.5	01/07/2021	14.5	**321**	<8.0	<8.0	<8.0	<8.0	**334**	<8.0	**369**	<8.0	<80	<80	<80	--	--	--
PSG-11-1	PSG-11-1-14.5	05/20/2021	14.5	**268**	**4.0 J**	<8.0	<8.0	<8.0	**312**	<8.0	**312**	<8.0	<80	<80	<80	--	--	--
PSG-11-1	PSG-11-1-14.5	05/05/2022	14.5	**159**	<4.0	<4.0	<4.0	<4.0	**262 J+**	<4.0	**214**	<4.0	<40	<40	<40	--	--	--
PSG-11-1	PSG-11-1-14.5	08/25/2022	14.5	**230 J+**	<100	<20	<100	<100	**360**	<100	**310**	<10	--	--	--	--	--	<100
PSG-11-2	PSG-11-2-15	03/07/2019	15.0	**164**	<8.0	<8.0	<8.0	<8.0	**56**	<8.0	**98**	<8.0	<80	<80	<80	--	--	--
PSG-11-2	PSG-11-2-15 REP	03/07/2019	15.0	**132**	<8.0	<8.0	<8.0	<8.0	**43**	<8.0	**73**	<8.0	<80	<80	<80	--	--	--

TABLE A-5

HISTORICAL PERIMETER SOIL GAS SAMPLING RESULTS
Former Ford Aeronutronic Facility
Newport Beach, California

Sampling Location	Sample ID	Date Sampled [2]	Depth of Sample (feet bgs)	Volatile Organic Compounds [1] (µg/m³)									Leak Detection Compounds [1]					
				1,1-DCE	1,1-DCA	1,2-DCA	cis-1,2-DCE	trans-1,2-DCE	PCE	1,1,1-TCA	TCE	Vinyl Chloride	Heptane (µg/m³)	Hexane (µg/m³)	Pentane (µg/m³)	Helium (ppmv)	TFA (µg/m³)	DFA (µg/m³)
PSG-11-2	PSG-11-2-15	07/12/2019	15.0	**94**	<8.0	<8.0	<8.0	<8.0	**40**	<8.0	**62**	<8.0	<80	<80	<80	--	--	--
PSG-11-2	PSG-11-2-15	01/31/2020	15.0	**61**	<8.0	<8.0	<8.0	<8.0	**40**	<8.0	**49**	<8.0	<80	<80	<80	--	--	--
PSG-11-2	PSG-11-2-15	05/21/2020	15.0	**69**	<8.0	<8.0	<8.0	<8.0	**37**	<8.0	**68**	<8.0	<80	<80	<80	--	--	--
PSG-11-2	PSG-11-2-15 REP	05/21/2020	15.0	**77**	<8.0	<8.0	<8.0	<8.0	**45**	<8.0	**69**	<8.0	<80	<80	<80	--	--	--
PSG-11-2	PSG-11-2-15	08/14/2020	15.0	**68**	<8.0	<8.0	<8.0	<8.0	**54**	<8.0	**58**	<8.0	<80	<80	<80	--	--	--
PSG-11-2	PSG-11-2-15	01/06/2021	15.0	**77**	<8.0	<8.0	<8.0	<8.0	**42**	<8.0	**48**	<8.0	<80	<80	<80	--	--	--
PSG-11-2	PSG-11-2-15	05/20/2021	15.0	**60**	<8.0	<8.0	<8.0	<8.0	**36**	<8.0	**31**	<8.0	<80	<80	<80	--	--	--
PSG-11-2	PSG-11-2-15	09/08/2021	15.0	**59**	<8.0	<8.0	<8.0	<8.0	**53 J**	<8.0	**43**	<8.0	<80	<80	<80	--	--	--
PSG-11-2	PSG-11-2-15	01/14/2022	15.0	**35**	<4.0	<4.0	<4.0	<4.0	**33**	<4.0	**24**	<4.0	<40	<40	<40	--	--	--
PSG-11-2	PSG-11-2-15	05/05/2022	15.0	**27**	<4.0	<4.0	<4.0	<4.0	**26 J+**	<4.0	**16**	<4.0	<40	<40	<40	--	--	--
PSG-11-2	PSG-11-2-15 REP	05/05/2022	15.0	**26**	<4.0	<4.0	<4.0	<4.0	**27 J+**	<4.0	**16**	<4.0	<40	<40	<40	--	--	--
PSG-11-2	PSG-11-2-15	08/25/2022	15.0	<100	<100	<20	<100	<100	**21**	<100	<20	<10	--	--	--	--	--	<100
PSG-11-3	PSG-11-3-5	03/07/2019	5.0	**9.0**	<8.0	<8.0	<8.0	<8.0	**17**	<8.0	**16**	<8.0	<80	<80	<80	--	--	--
PSG-11-3	PSG-11-3-5	07/12/2019	5.0	**11**	<8.0	<8.0	<8.0	<8.0	**12**	<8.0	**19**	<8.0	<80	<80	<80	--	--	--
PSG-11-3	PSG-11-3-5	01/31/2020	5.0	<8.0	<8.0	<8.0	<8.0	<8.0	<8.0	<8.0	**9.0**	<8.0	<80	<80	<80	--	--	--
PSG-11-3	PSG-11-3-5	05/21/2020	5.0	<8.0	<8.0	<8.0	<8.0	<8.0	**6.0 J**	<8.0	**16**	<8.0	<80	<80	<80	--	--	--
PSG-11-3	PSG-11-3-5	08/14/2020	5.0	<8.0	<8.0	<8.0	<8.0	<8.0	**18**	<8.0	**19**	<8.0	<80	<80	<80	--	--	--
PSG-11-3	PSG-11-3-5	01/07/2021	5.0	<8.0	<8.0	<8.0	<8.0	<8.0	**10**	<8.0	**11**	<8.0	<80	<80	<80	--	--	--
PSG-11-3	PSG-11-3-5	05/20/2021	5.0	<8.0	<8.0	<8.0	<8.0	<8.0	**8.0**	<8.0	**8.0**	<8.0	<80	<80	<80	--	--	--
PSG-11-3	PSG-11-3-5 REP	05/20/2021	5.0	<8.0	<8.0	<8.0	<8.0	<8.0	**7.0 J**	<8.0	**9.0**	<8.0	<80	<80	<80	--	--	--
PSG-11-3	PSG-11-3-5	09/08/2021	5.0	<8.0	<8.0	<8.0	<8.0	<8.0	**13 J**	<8.0	**11**	<8.0	<80	<80	<80	--	--	--
PSG-11-3	PSG-11-3-5 REP	09/08/2021	5.0	<8.0	<8.0	<8.0	<8.0	<8.0	**14 J**	<8.0	**13**	<8.0	<80	<80	<80	--	--	--
PSG-11-3	PSG-11-3-5	01/14/2022	5.0	<4.0	<4.0	<4.0	<4.0	<4.0	**14 J+**	<4.0	**11**	<4.0	<40	<40	<40	--	--	--
PSG-11-3	PSG-11-3-5	05/05/2022	5.0	<4.0	<4.0	<4.0	<4.0	<4.0	**12 J+**	<4.0	**10**	<4.0	<40	<40	<40	--	--	--
PSG-11-3	PSG-11-3-5	08/25/2022	5.0	<100	<100	<20	<100	<100	<20	<100	<20	<10	--	--	--	--	--	<100
PSG-11-3	PSG-11-3-15	03/07/2019	15.0	**52**	<8.0	<8.0	<8.0	<8.0	**22**	<8.0	**47**	<8.0	<80	<80	<80	--	--	--
PSG-11-3	PSG-11-3-15	07/12/2019	15.0	**49**	<8.0	<8.0	<8.0	<8.0	**18**	<8.0	**61**	<8.0	<80	<80	<80	--	--	--
PSG-11-3	PSG-11-3-15	01/31/2020	15.0	**23**	<8.0	<8.0	<8.0	<8.0	**14**	<8.0	**39**	<8.0	<80	<80	<80	--	--	--
PSG-11-3	PSG-11-3-15	05/21/2020	15.0	**24**	<8.0	<8.0	<8.0	<8.0	**10**	<8.0	**48**	<8.0	<80	<80	<80	--	--	--
PSG-11-3	PSG-11-3-15	08/14/2020	15.0	**17**	<8.0	<8.0	<8.0	<8.0	**22**	<8.0	**46**	<8.0	<80	<80	<80	--	--	--
PSG-11-3	PSG-11-3-15	01/07/2021	15.0	**26**	<8.0	<8.0	<8.0	<8.0	**17**	<8.0	**51**	<8.0	<80	<80	<80	--	--	--
PSG-11-3	PSG-11-3-15	05/20/2021	15.0	**18**	<8.0	<8.0	<8.0	<8.0	**11**	<8.0	**33**	<8.0	<80	<80	<80	--	--	--
PSG-11-3	PSG-11-3-15	09/08/2021	15.0	**10**	<8.0	<8.0	<8.0	<8.0	**14 J**	<8.0	**31**	<8.0	<80	<80	<80	--	--	--
PSG-11-3	PSG-11-3-15	01/14/2022	15.0	**13**	<4.0	<4.0	<4.0	<4.0	**18 J+**	<4.0	**36**	<4.0	<40	<40	<40	--	--	--
PSG-11-3	PSG-11-3-15	05/05/2022	15.0	**10**	<4.0	<4.0	<4.0	<4.0	**19 J+**	<4.0	**31**	<4.0	<40	<40	<40	--	--	--
PSG-11-3	PSG-11-3-15	08/25/2022	15.0	<100	<100	<20	<100	<100	<20	<100	**31**	<10	--	--	--	--	--	<100
PSG-11-4	PSG-11-4-5	03/07/2019	5.0	<8.0	<8.0	<8.0	<8.0	<8.0	<8.0	<8.0	<8.0	<8.0	<80	<80	<80	--	--	--
PSG-11-4	PSG-11-4-5	07/12/2019	5.0	**4.0 J**	<8.0	<8.0	<8.0	<8.0	<8.0	<8.0	<8.0	<8.0	<80	<80	<80	--	--	--
PSG-11-4	PSG-11-4-5 REP	07/12/2019	5.0	**9.0**	<8.0	<8.0	<8.0	<8.0	<8.0	<8.0	**7.0 J**	<8.0	<80	<80	<80	--	--	--
PSG-11-4	PSG-11-4-5	02/07/2020	5.0	<8.0	<8.0	<8.0	<8.0	<8.0	<8.0	<8.0	**6.0 J**	<8.0	<80	<80	<80	--	--	--
PSG-11-4	PSG-11-4-5	05/21/2020	5.0	<8.0	<8.0	<8.0	<8.0	<8.0	<8.0	<8.0	<8.0	<8.0	<80	<80	<80	--	--	--
PSG-11-4	PSG-11-4-5	08/14/2020	5.0	<8.0	<8.0	<8.0	<8.0	<8.0	**8.0 J**	<8.0	**9.0**	<8.0	<80	<80	<80	--	--	--
PSG-11-4	PSG-11-4-5	01/07/2021	5.0	<8.0	<8.0	<8.0	<8.0	<8.0	**6.0 J**	<8.0	**8.0 J**	<8.0	<80	<80	<80	--	--	--
PSG-11-4	PSG-11-4-5	05/20/2021	5.0	<8.0	<8.0	<8.0	<8.0	<8.0	<8.0	<8.0	<8.0	<8.0	<80	<80	<80	--	--	--
PSG-11-4	PSG-11-4-5	09/08/2021	5.0	<8.0	<8.0	<8.0	<8.0	<8.0	<8.0 UJ	<8.0	<8.0	<8.0	<80	<80	<80	--	--	--
PSG-11-4	PSG-11-4-5	01/14/2022	5.0	<4.0	<4.0	<4.0	<4.0	<4.0	<4.0	<4.0	<4.0	<4.0	<40	<40	<40	--	--	--
PSG-11-4	PSG-11-4-5 REP	01/14/2022	5.0	<4.0	<4.0	<4.0	<4.0	<4.0	<4.0	<4.0	<4.0	<4.0	<40	<40	<40	--	--	--
PSG-11-4	PSG-11-4-5	05/05/2022	5.0	<4.0	<4.0	<4.0	<4.0	<4.0	**6.0 J+**	<4.0	<4.0	<4.0	<40	<40	<40	--	--	--
PSG-11-4	PSG-11-4-5	08/25/2022	5.0	<100	<100	<20	<100	<100	<20	<100	<20	<10	--	--	--	--	--	<100
PSG-11-4	PSG-11-4-15	03/07/2019	15.0	**18**	<8.0	<8.0	<8.0	<8.0	**5.0 J**	<8.0	**11**	<8.0	<80	<80	<80	--	--	--

TABLE A-5

HISTORICAL PERIMETER SOIL GAS SAMPLING RESULTS
Former Ford Aeronutronic Facility
Newport Beach, California

Sampling Location	Sample ID	Date Sampled [2]	Depth of Sample (feet bgs)	Volatile Organic Compounds [1] (µg/m³)									Leak Detection Compounds [1]					
				1,1-DCE	1,1-DCA	1,2-DCA	cis-1,2-DCE	trans-1,2-DCE	PCE	1,1,1-TCA	TCE	Vinyl Chloride	Heptane (µg/m³)	Hexane (µg/m³)	Pentane (µg/m³)	Helium (ppmv)	TFA (µg/m³)	DFA (µg/m³)
PSG-11-4	PSG-11-4-15	07/12/2019	15.0	**16**	<8.0	<8.0	<8.0	<8.0	<8.0	<8.0	**12**	<8.0	<80	<80	<80	--	--	--
PSG-11-4	PSG-11-4-15	02/07/2020	15.0	**5.0 J**	<8.0	<8.0	<8.0	<8.0	**11**	<8.0	**14**	<8.0	<80	<80	<80	--	--	--
PSG-11-4	PSG-11-4-15	05/21/2020	15.0	<8.0	<8.0	<8.0	<8.0	<8.0	<8.0	<8.0	**10**	<8.0	<80	<80	<80	--	--	--
PSG-11-4	PSG-11-4-15	08/14/2020	15.0	**4.0 J**	<8.0	<8.0	<8.0	<8.0	**10**	<8.0	**11**	<8.0	<80	<80	<80	--	--	--
PSG-11-4	PSG-11-4-15	01/07/2021	15.0	**9.0**	<8.0	<8.0	<8.0	<8.0	**8.0 J**	<8.0	**13**	<8.0	<80	<80	<80	--	--	--
PSG-11-4	PSG-11-4-15 REP	01/07/2021	15.0	**6.0 J**	<8.0	<8.0	<8.0	<8.0	**9.0**	<8.0	**12**	<8.0	<80	<80	<80	--	--	--
PSG-11-4	PSG-11-4-15	05/20/2021	15.0	<8.0	<8.0	<8.0	<8.0	<8.0	**4.0 J**	<8.0	**3.0 J**	<8.0	<80	<80	<80	--	--	--
PSG-11-4	PSG-11-4-15	09/08/2021	15.0	**3.0 J**	<8.0	<8.0	<8.0	<8.0	**8.0 J**	<8.0	**6.0 J**	<8.0	<80	<80	<80	--	--	--
PSG-11-4	PSG-11-4-15	01/14/2022	15.0	<4.0	<4.0	<4.0	<4.0	<4.0	**7.0 J+**	<4.0	**9.0**	<4.0	<40	<40	<40	--	--	--
PSG-11-4	PSG-11-4-15	05/05/2022	15.0	<4.0	<4.0	<4.0	<4.0	<4.0	**7.0 J+**	<4.0	**7.0**	<4.0	<40	<40	<40	--	--	--
PSG-11-4	PSG-11-4-15	08/25/2022	15.0	<100	<100	<20	<100	<100	<20	<100	<20	<10	--	--	--	--	--	<100
PSG-11-5	PSG-11-5-5	03/07/2019	5.0	<8.0	<8.0	<8.0	<8.0	<8.0	**9.0**	<8.0	<8.0	<8.0	<80	<80	<80	--	--	--
PSG-11-5	PSG-11-5-5	07/15/2019	5.0	<8.0	<8.0	<8.0	<8.0	<8.0	<8.0	<8.0	<8.0	<8.0	<80	<80	<80	--	--	--
PSG-11-5	PSG-11-5-5	02/07/2020	5.0	<8.0	<8.0	<8.0	<8.0	<8.0	**9.0**	<8.0	**4.0 J**	<8.0	<80	<80	<80	--	--	--
PSG-11-5	PSG-11-5-5	05/21/2020	5.0	<8.0	<8.0	<8.0	<8.0	<8.0	<8.0	<8.0	<8.0	<8.0	<80	<80	<80	--	--	--
PSG-11-5	PSG-11-5-5	08/19/2020	5.0	<8.0	<8.0	<8.0	<8.0	<8.0	<8.0	<8.0	<8.0	<8.0	<80	<80	<80	--	--	--
PSG-11-5	PSG-11-5-5 REP	08/19/2020	5.0	<8.0	<8.0	<8.0	<8.0	<8.0	<8.0	<8.0	<8.0	<8.0	<80	<80	<80	--	--	--
PSG-11-5	PSG-11-5-5	01/07/2021	5.0	<8.0	<8.0	<8.0	<8.0	<8.0	**4.0 J**	<8.0	<8.0	<8.0	<80	<80	<80	--	--	--
PSG-11-5	PSG-11-5-5	05/20/2021	5.0	<8.0	<8.0	<8.0	<8.0	<8.0	<8.0	<8.0	<8.0	<8.0	<80	<80	<80	--	--	--
PSG-11-5	PSG-11-5-5	09/08/2021	5.0	<8.0	<8.0	<8.0	<8.0	<8.0	<8.0 UJ	<8.0	<8.0	<8.0	<80	<80	<80	--	--	--
PSG-11-5	PSG-11-5-5	01/14/2022	5.0	<4.0	<4.0	<4.0	<4.0	<4.0	<4.0	<4.0	<4.0	<4.0	<40	<40	<40	--	--	--
PSG-11-5	PSG-11-5-5 REP	01/14/2022	5.0	<4.0	<4.0	<4.0	<4.0	<4.0	<4.0	<4.0	<4.0	<4.0	<40	<40	<40	--	--	--
PSG-11-5	PSG-11-5-5	05/05/2022	5.0	<4.0	<4.0	<4.0	<4.0	<4.0	**10 J+**	<4.0	<4.0	<4.0	<40	<40	<40	--	--	--
PSG-11-5	PSG-11-5-5	08/25/2022	5.0	<100	<100	<20	<100	<100	<20	<100	<20	<10	--	--	--	--	--	<100
PSG-11-5	PSG-11-5-15	07/15/2019	15.0	<8.0	<8.0	<8.0	<8.0	<8.0	<8.0	<8.0	<8.0	<8.0	<80	<80	<80	--	--	--
PSG-11-5	PSG-11-5-15	02/07/2020	15.0	**24**	<8.0	<8.0	<8.0	<8.0	**319**	<8.0	**11**	<8.0	<80	<80	<80	--	--	--
PSG-11-6	PSG-11-6-5	03/07/2019	5.0	<8.0	<8.0	<8.0	<8.0	<8.0	<8.0	<8.0	<8.0	<8.0	<80	<80	<80	--	--	--
PSG-11-6	PSG-11-6-5	07/15/2019	5.0	<8.0	<8.0	<8.0	<8.0	<8.0	<8.0	<8.0	<8.0	<8.0	<80	<80	<80	--	--	--
PSG-11-6	PSG-11-6-5	02/07/2020	5.0	<8.0	<8.0	<8.0	<8.0	<8.0	<8.0	<8.0	<8.0	<8.0	<80	<80	<80	--	--	--
PSG-11-6	PSG-11-6-5 REP	02/07/2020	5.0	<8.0	<8.0	<8.0	<8.0	<8.0	<8.0	<8.0	<8.0	<8.0	<80	<80	<80	--	--	--
PSG-11-6	PSG-11-6-5	05/21/2020	5.0	<8.0	<8.0	<8.0	<8.0	<8.0	<8.0	<8.0	<8.0	<8.0	<80	<80	<80	--	--	--
PSG-11-6	PSG-11-6-5	08/19/2020	5.0	<8.0	<8.0	<8.0	<8.0	<8.0	<8.0	<8.0	<8.0	<8.0	<80	<80	<80	--	--	--
PSG-11-6	PSG-11-6-5	01/07/2021	5.0	<8.0	<8.0	<8.0	<8.0	<8.0	**4.0 J**	<8.0	<8.0	<8.0	<80	<80	<80	--	--	--
PSG-11-6	PSG-11-6-5	05/20/2021	5.0	<8.0	<8.0	<8.0	<8.0	<8.0	<8.0	<8.0	<8.0	<8.0	<80	<80	<80	--	--	--
PSG-11-6	PSG-11-6-5	09/09/2021	5.0	<8.0	<8.0	<8.0	<8.0	**4.0 J**	<8.0 UJ	<8.0	<8.0	<8.0	<80	<80	<80	--	--	--
PSG-11-6	PSG-11-6-5	01/14/2022	5.0	<4.0	<4.0	<4.0	<4.0	<4.0	**5.0 J+**	<4.0	<4.0	<4.0	<40	<40	<40	--	--	--
PSG-11-6	PSG-11-6-5	05/05/2022	5.0	<4.0	<4.0	<4.0	<4.0	<4.0	**4.0 J+**	<4.0	<4.0	<4.0	<40	<40	<40	--	--	--
PSG-11-6	PSG-11-6-5	08/25/2022	5.0	<100	<100	<20	<100	<100	<20	<100	<20	<10	--	--	--	--	--	<100
PSG-11-7	PSG-11-7-5	03/07/2019	5.0	<8.0	<8.0	<8.0	<8.0	<8.0	**11**	<8.0	<8.0	<8.0	<80	<80	<80	--	--	--
PSG-11-7	PSG-11-7-5	07/15/2019	5.0	<8.0	<8.0	<8.0	<8.0	<8.0	<8.0	<8.0	<8.0	<8.0	<80	<80	<80	--	--	--
PSG-11-7	PSG-11-7-5 REP	07/15/2019	5.0	<8.0	<8.0	<8.0	<8.0	<8.0	<8.0	<8.0	<8.0	<8.0	<80	<80	<80	--	--	--
PSG-11-7	PSG-11-7-5	02/07/2020	5.0	<8.0	<8.0	<8.0	<8.0	<8.0	**8.0 J**	<8.0	**4.0 J**	<8.0	<80	<80	<80	--	--	--
PSG-11-7	PSG-11-7-5	05/21/2020	5.0	<8.0	<8.0	<8.0	<8.0	<8.0	<8.0	<8.0	<8.0	<8.0	<80	<80	<80	--	--	--
PSG-11-7	PSG-11-7-5	08/19/2020	5.0	<8.0	<8.0	<8.0	<8.0	<8.0	<8.0	<8.0	<8.0	<8.0	<80	<80	<80	--	--	--
PSG-11-7	PSG-11-7-5	01/07/2021	5.0	<8.0	<8.0	<8.0	<8.0	<8.0	**4.0 J**	<8.0	<8.0	<8.0	<80	<80	<80	--	--	--
PSG-11-7	PSG-11-7-5	05/20/2021	5.0	<8.0	<8.0	<8.0	<8.0	<8.0	<8.0	<8.0	<8.0	<8.0	<80	<80	<80	--	--	--
PSG-11-7	PSG-11-7-5	09/09/2021	5.0	<8.0	<8.0	<8.0	<8.0	<8.0	**7.0 J**	<8.0	<8.0	<8.0	<80	<80	<80	--	--	--
PSG-11-7	PSG-11-7-5 REP	09/09/2021	5.0	<8.0	<8.0	<8.0	<8.0	**3.0 J**	**7.0 J**	<8.0	<8.0	<8.0	<80	<80	<80	--	--	--
PSG-11-7	PSG-11-7-5	01/14/2022	5.0	<4.0	<4.0	<4.0	<4.0	<4.0	**5.0 J+**	<4.0	<4.0	<4.0	<40	<40	<40	--	--	--
PSG-11-7	PSG-11-7-5	05/05/2022	5.0	<4.0	<4.0	<4.0	<4.0	<4.0	**6.0 J+**	<4.0	<4.0	<4.0	<40	<40	<40	--	--	--

TABLE A-5

HISTORICAL PERIMETER SOIL GAS SAMPLING RESULTS
Former Ford Aeronutronic Facility
Newport Beach, California

Sampling Location	Sample ID	Date Sampled [2]	Depth of Sample (feet bgs)	Volatile Organic Compounds [1] (µg/m³)									Leak Detection Compounds [1]					
				1,1-DCE	1,1-DCA	1,2-DCA	cis-1,2-DCE	trans-1,2-DCE	PCE	1,1,1-TCA	TCE	Vinyl Chloride	Heptane (µg/m³)	Hexane (µg/m³)	Pentane (µg/m³)	Helium (ppmv)	TFA (µg/m³)	DFA (µg/m³)
PSG-11-7	PSG-11-7-5	08/25/2022	5.0	<100	<100	<20	<100	<100	<20	<100	<20	<10	--	--	--	--	--	<100
PSG-11-8	PSG-11-8-5	03/07/2019	5.0	<8.0	<8.0	<8.0	<8.0	<8.0	**8.0**	<8.0	<8.0	<8.0	<80	<80	<80	--	--	--
PSG-11-8	PSG-11-8-5	07/15/2019	5.0	<8.0	<8.0	<8.0	<8.0	<8.0	**12**	<8.0	<8.0	<8.0	<80	<80	<80	--	--	--
PSG-11-8	PSG-11-8-5	02/07/2020	5.0	<8.0	<8.0	<8.0	<8.0	<8.0	**9.0**	<8.0	<8.0	<8.0	<80	<80	<80	--	--	--
PSG-11-8	PSG-11-8-5	02/13/2020	5.0	<8.0	<8.0	<8.0	<8.0	<8.0	**7.0 J**	<8.0	<8.0	<8.0	<80	<80	<80	--	--	--
PSG-11-8	PSG-11-8-5	05/21/2020	5.0	<8.0	<8.0	<8.0	<8.0	<8.0	**5.0 J**	<8.0	<8.0	<8.0	<80	<80	<80	--	--	--
PSG-11-8	PSG-11-8-5	08/19/2020	5.0	<8.0	<8.0	<8.0	<8.0	<8.0	<8.0	<8.0	<8.0	<8.0	<80	<80	<80	--	--	--
PSG-11-8	PSG-11-8-5	01/07/2021	5.0	<8.0	<8.0	<8.0	<8.0	<8.0	**7.0 J**	<8.0	<8.0	<8.0	<80	<80	<80	--	--	--
PSG-11-8	PSG-11-8-5	05/20/2021	5.0	<8.0	<8.0	<8.0	<8.0	<8.0	**4.0 J**	<8.0	<8.0	<8.0	<80	<80	<80	--	--	--
PSG-11-8	PSG-11-8-5	09/09/2021	5.0	<8.0	<8.0	<8.0	<8.0	<8.0	**15 J**	<8.0	<8.0	<8.0	<80	<80	<80	--	--	--
PSG-11-8	PSG-11-8-5	01/14/2022	5.0	<4.0	<4.0	<4.0	<4.0	<4.0	**9.0 J+**	<4.0	<4.0	<4.0	<40	<40	<40	--	--	--
PSG-11-8	PSG-11-8-5	05/05/2022	5.0	<4.0	<4.0	<4.0	<4.0	<4.0	**13 J+**	<4.0	<4.0	<4.0	<40	<40	<40	--	--	--
PSG-11-8	PSG-11-8-5 REP	05/05/2022	5.0	<4.0	<4.0	<4.0	<4.0	<4.0	**13 J+**	<4.0	<4.0	<4.0	<40	<40	<40	--	--	--
PSG-11-8	PSG-11-8-15	03/07/2019	15.0	<8.0	<8.0	<8.0	<8.0	<8.0	**16**	<8.0	**7.0 J**	<8.0	<80	<80	<80	--	--	--
PSG-11-8	PSG-11-8-15	05/21/2020	15.0	<8.0	<8.0	<8.0	<8.0	<8.0	**4.0 J**	<8.0	**5.0 J**	<8.0	<80	<80	<80	--	--	--
PSG-11-8	PSG-11-8-15	08/19/2020	15.0	<8.0	<8.0	<8.0	<8.0	<8.0	<8.0	<8.0	**9.0**	<8.0	<80	<80	<80	--	--	--
PSG-11-8	PSG-11-8-15	05/20/2021	15.0	<8.0	<8.0	<8.0	<8.0	<8.0	**10**	<8.0	**4.0 J**	<8.0	<80	<80	<80	--	--	--
PSG-11-8	PSG-11-8-15	05/05/2022	15.0	<4.0	<4.0	<4.0	<4.0	<4.0	**11 J+**	<4.0	**7.0**	<4.0	<40	<40	<40	--	--	--
PSG-11-9	PSG-11-9-5	03/07/2019	5.0	<8.0	<8.0	<8.0	<8.0	<8.0	**12**	<8.0	<8.0	<8.0	<80	<80	<80	--	--	--
PSG-11-9	PSG-11-9-5	07/15/2019	5.0	<8.0	<8.0	<8.0	<8.0	<8.0	**13**	<8.0	<8.0	<8.0	<80	<80	<80	--	--	--
PSG-11-9	PSG-11-9-5	02/07/2020	5.0	<8.0	<8.0	<8.0	<8.0	<8.0	**15**	<8.0	<8.0	<8.0	<80	<80	<80	--	--	--
PSG-11-9	PSG-11-9-5	02/13/2020	5.0	<8.0	<8.0	<8.0	<8.0	<8.0	**8.0 J**	<8.0	<8.0	<8.0	<80	<80	<80	--	--	--
PSG-11-9	PSG-11-9-5	05/21/2020	5.0	<8.0	<8.0	<8.0	<8.0	<8.0	**7.0 J**	<8.0	<8.0	<8.0	<80	<80	<80	--	--	--
PSG-11-9	PSG-11-9-5	08/20/2020	5.0	<8.0	<8.0	<8.0	<8.0	<8.0	<8.0	<8.0	<8.0	<8.0	<80	<80	<80	--	--	--
PSG-11-9	PSG-11-9-5	01/07/2021	5.0	<8.0	<8.0	<8.0	<8.0	<8.0	**8.0 J**	<8.0	<8.0	<8.0	<80	<80	<80	--	--	--
PSG-11-9	PSG-11-9-5	05/20/2021	5.0	<8.0	<8.0	<8.0	<8.0	<8.0	**7.0 J**	<8.0	<8.0	<8.0	<80	<80	<80	--	--	--
PSG-11-9	PSG-11-9-5	09/09/2021	5.0	<8.0	<8.0	<8.0	<8.0	**3.0 J**	**13 J**	<8.0	<8.0	<8.0	<80	<80	<80	--	--	--
PSG-11-9	PSG-11-9-5	01/14/2022	5.0	<4.0	<4.0	<4.0	<4.0	<4.0	**7.0 J+**	<4.0	<4.0	<4.0	<40	<40	<40	--	--	--
PSG-11-9	PSG-11-9-5	05/05/2022	5.0	<4.0	<4.0	<4.0	<4.0	<4.0	**10 J+**	<4.0	<4.0	<4.0	<40	<40	<40	--	--	--
PSG-11-9	PSG-11-9-5	08/25/2022	5.0	<100	<100	<20	<100	<100	<20	<100	<20	<10	--	--	--	--	--	<100
PSG-11-9	PSG-11-9-15	03/07/2019	15.0	**4.0 J**	<8.0	<8.0	<8.0	<8.0	**14**	<8.0	**11**	<8.0	<80	<80	<80	--	--	--
PSG-11-9	PSG-11-9-15	07/15/2019	15.0	<8.0	<8.0	<8.0	<8.0	<8.0	**15**	<8.0	**14**	<8.0	<80	<80	<80	--	--	--
PSG-11-9	PSG-11-9-15	02/07/2020	15.0	**5.0 J**	<8.0	<8.0	<8.0	<8.0	**17**	<8.0	**14**	<8.0	<80	<80	<80	--	--	--
PSG-11-9	PSG-11-9-15	02/13/2020	15.0	<8.0	<8.0	<8.0	<8.0	<8.0	**12**	<8.0	**10**	<8.0	<80	<80	<80	--	--	--
PSG-11-9	PSG-11-9-15	05/21/2020	15.0	<8.0	<8.0	<8.0	<8.0	<8.0	**6.0 J**	<8.0	**7.0 J**	<8.0	<80	<80	<80	--	--	--
PSG-11-9	PSG-11-9-15	08/20/2020	15.0	<8.0	<8.0	<8.0	<8.0	<8.0	<8.0	<8.0	<8.0	<8.0	<80	<80	<80	--	--	--
PSG-11-9	PSG-11-9-15 REP	08/20/2020	15.0	<8.0	<8.0	<8.0	<8.0	<8.0	<8.0	<8.0	<8.0	<8.0	<80	<80	<80	--	--	--
PSG-11-9	PSG-11-9-15	01/07/2021	15.0	<8.0	<8.0	<8.0	<8.0	<8.0	**14**	<8.0	**12**	<8.0	<80	<80	<80	--	--	--
PSG-11-9	PSG-11-9-15 REP	01/07/2021	15.0	<8.0	<8.0	<8.0	<8.0	<8.0	**11**	<8.0	**9.0**	<8.0	<80	<80	<80	--	--	--
PSG-11-9	PSG-11-9-15	05/20/2021	15.0	<8.0	<8.0	<8.0	<8.0	<8.0	**7.0 J**	<8.0	**4.0 J**	<8.0	<80	<80	<80	--	--	--
PSG-11-9	PSG-11-9-15 REP	05/20/2021	15.0	<8.0	<8.0	<8.0	<8.0	<8.0	**7.0 J**	<8.0	**4.0 J**	<8.0	<80	<80	<80	--	--	--
PSG-11-9	PSG-11-9-15	09/09/2021	15.0	<8.0	<8.0	<8.0	<8.0	<8.0	**11 J**	<8.0	**8.0**	<8.0	<80	<80	<80	--	--	--
PSG-11-9	PSG-11-9-15	01/14/2022	15.0	<4.0	<4.0	<4.0	<4.0	<4.0	**11 J+**	<4.0	**6.0**	<4.0	<40	<40	<40	--	--	--
PSG-11-9	PSG-11-9-15	05/05/2022	15.0	<4.0	<4.0	<4.0	<4.0	<4.0	**20 J+**	<4.0	**5.0**	<4.0	<40	<40	<40	--	--	--
PSG-11-9	PSG-11-9-15	08/25/2022	15.0	<100	<100	<20	<100	<100	<20	<100	<20	<10	--	--	--	--	--	<100
PSG-11-9	PSG-11-9-15 REP	08/25/2022	15.0	<100	<100	<20	<100	<100	<20	<100	<20	<10	--	--	--	--	--	<100
PSG-11-10	PSG-11-10-5	03/07/2019	5.0	<8.0	<8.0	<8.0	<8.0	<8.0	**11**	<8.0	<8.0	<8.0	<80	<80	<80	--	--	--
PSG-11-10	PSG-11-10-5	07/15/2019	5.0	<8.0	<8.0	<8.0	<8.0	<8.0	<8.0	<8.0	<8.0	<8.0	<80	<80	<80	--	--	--
PSG-11-10	PSG-11-10-5	02/13/2020	5.0	<8.0	<8.0	<8.0	<8.0	<8.0	**5.0 J**	<8.0	<8.0	<8.0	<80	<80	<80	--	--	--
PSG-11-10	PSG-11-10-5	05/22/2020	5.0	<8.0	<8.0	<8.0	<8.0	<8.0	<8.0	<8.0	<8.0	<8.0	<80	<80	<80	--	--	--

TABLE A-5

HISTORICAL PERIMETER SOIL GAS SAMPLING RESULTS
Former Ford Aeronutronic Facility
Newport Beach, California

Sampling Location	Sample ID	Date Sampled [2]	Depth of Sample (feet bgs)	Volatile Organic Compounds [1] (µg/m³)									Leak Detection Compounds [1]					
				1,1-DCE	1,1-DCA	1,2-DCA	cis-1,2-DCE	trans-1,2-DCE	PCE	1,1,1-TCA	TCE	Vinyl Chloride	Heptane (µg/m³)	Hexane (µg/m³)	Pentane (µg/m³)	Helium (ppmv)	TFA (µg/m³)	DFA (µg/m³)
PSG-11-10	PSG-11-10-5 REP	05/22/2020	5.0	<8.0	<8.0	<8.0	<8.0	<8.0	<8.0	<8.0	<8.0	<8.0	<80	<80	<80	--	--	--
PSG-11-10	PSG-11-10-5	08/20/2020	5.0	<8.0	<8.0	<8.0	<8.0	<8.0	<8.0	<8.0	<8.0	<8.0	<80	<80	<80	--	--	--
PSG-11-10	PSG-11-10-5	01/07/2021	5.0	<8.0	<8.0	<8.0	<8.0	<8.0	**7.0 J**	<8.0	<8.0	<8.0	<80	<80	<80	--	--	--
PSG-11-10	PSG-11-10-5	05/20/2021	5.0	<8.0	<8.0	<8.0	<8.0	<8.0	**4.0 J**	<8.0	<8.0	<8.0	<80	<80	<80	--	--	--
PSG-11-10	PSG-11-10-5	09/09/2021	5.0	<8.0	<8.0	<8.0	<8.0	<8.0	**12 J**	<8.0	<8.0	<8.0	<80	<80	<80	--	--	--
PSG-11-10	PSG-11-10-5	01/14/2022	5.0	<4.0	<4.0	<4.0	<4.0	<4.0	**8.0 J+**	<4.0	<4.0	<4.0	<40	<40	<40	--	--	--
PSG-11-10	PSG-11-10-5	05/05/2022	5.0	<4.0	<4.0	<4.0	<4.0	<4.0	**14 J+**	<4.0	<4.0	<4.0	<40	<40	<40	--	--	--
PSG-11-10	PSG-11-10-15	03/07/2019	15.0	<8.0	<8.0	<8.0	<8.0	<8.0	**15**	<8.0	<8.0	<8.0	<80	<80	<80	--	--	--
PSG-11-10	PSG-11-10-15	07/15/2019	15.0	<8.0	<8.0	<8.0	<8.0	<8.0	**9.0**	<8.0	<8.0	<8.0	<80	<80	<80	--	--	--
PSG-11-10	PSG-11-10-15	02/13/2020	15.0	<8.0	<8.0	<8.0	<8.0	<8.0	**11**	<8.0	<8.0	<8.0	<80	<80	<80	--	--	--
PSG-11-10	PSG-11-10-15	05/22/2020	15.0	<8.0	<8.0	<8.0	<8.0	<8.0	**6.0 J**	<8.0	<8.0	<8.0	<80	<80	<80	--	--	--
PSG-11-10	PSG-11-10-15	08/20/2020	15.0	<8.0	<8.0	<8.0	<8.0	<8.0	<8.0	<8.0	<8.0	<8.0	<80	<80	<80	--	--	--
PSG-11-10	PSG-11-10-15	01/07/2021	15.0	<8.0	<8.0	<8.0	<8.0	<8.0	**13**	<8.0	**7.0 J**	<8.0	<80	<80	<80	--	--	--
PSG-11-10	PSG-11-10-15	05/20/2021	15.0	<8.0	<8.0	<8.0	<8.0	<8.0	**6.0 J**	<8.0	<8.0	<8.0	<80	<80	<80	--	--	--
PSG-11-10	PSG-11-10-15	09/09/2021	15.0	<8.0	<8.0	<8.0	<8.0	**4.0 J**	**12 J**	<8.0	<8.0	<8.0	<80	<80	<80	--	--	--
PSG-11-10	PSG-11-10-15	01/14/2022	15.0	<4.0	<4.0	<4.0	<4.0	<4.0	**13 J+**	<4.0	**4.0**	<4.0	<40	<40	<40	--	--	--
PSG-11-10	PSG-11-10-15	05/05/2022	15.0	<4.0	<4.0	<4.0	<4.0	<4.0	**10 J+**	<4.0	<4.0	<4.0	<40	<40	<40	--	--	--
PSG-11-11	PSG-11-11-5	03/07/2019	5.0	<8.0	<8.0	<8.0	<8.0	<8.0	**9.0**	<8.0	<8.0	<8.0	<80	<80	<80	--	--	--
PSG-11-11	PSG-11-11-5	07/15/2019	5.0	<8.0	<8.0	<8.0	<8.0	<8.0	<8.0	<8.0	<8.0	<8.0	<80	<80	<80	--	--	--
PSG-11-11	PSG-11-11-5	02/13/2020	5.0	<8.0	<8.0	<8.0	<8.0	<8.0	<8.0	<8.0	<8.0	<8.0	<80	<80	<80	--	--	--
PSG-11-11	PSG-11-11-5	05/22/2020	5.0	<8.0	<8.0	<8.0	<8.0	<8.0	<8.0	<8.0	<8.0	<8.0	<80	<80	<80	--	--	--
PSG-11-11	PSG-11-11-5	08/20/2020	5.0	<8.0	<8.0	<8.0	<8.0	<8.0	<8.0	<8.0	<8.0	<8.0	<80	<80	<80	--	--	--
PSG-11-11	PSG-11-11-5	01/07/2021	5.0	<8.0	<8.0	<8.0	<8.0	<8.0	**5.0 J**	<8.0	<8.0	<8.0	<80	<80	<80	--	--	--
PSG-11-11	PSG-11-11-5	05/20/2021	5.0	<8.0	<8.0	<8.0	<8.0	<8.0	<8.0	<8.0	<8.0	<8.0	<80	<80	<80	--	--	--
PSG-11-11	PSG-11-11-5	09/09/2021	5.0	<8.0	<8.0	<8.0	<8.0	**3.0 J**	**15 J**	<8.0	<8.0	<8.0	<80	<80	<80	--	--	--
PSG-11-11	PSG-11-11-5	01/14/2022	5.0	<4.0	<4.0	<4.0	<4.0	<4.0	<4.0	<4.0	<4.0	<4.0	<40	<40	<40	--	--	--
PSG-11-11	PSG-11-11-5	05/06/2022	5.0	<4.0	<4.0	<4.0	<4.0	<4.0	**7.0**	<4.0	<4.0	<4.0 UJ	<40	<40	<40	--	--	--
PSG-11-11	PSG-11-11-5 REP	05/06/2022	5.0	<4.0	<4.0	<4.0	<4.0	<4.0	**8.0**	<4.0	<4.0	<4.0 UJ	<40	<40	<40	--	--	--
PSG-11-11	PSG-11-11-15	03/07/2019	15.0	<8.0	<8.0	<8.0	<8.0	<8.0	**9.0**	<8.0	<8.0	<8.0	<80	<80	<80	--	--	--
PSG-11-11	PSG-11-11-15	07/15/2019	15.0	<8.0	<8.0	<8.0	<8.0	<8.0	<8.0	<8.0	<8.0	<8.0	<80	<80	<80	--	--	--
PSG-11-11	PSG-11-11-15	02/13/2020	15.0	<8.0	<8.0	<8.0	<8.0	<8.0	**6.0 J**	<8.0	<8.0	<8.0	<80	<80	<80	--	--	--
PSG-11-11	PSG-11-11-15 REP	02/13/2020	15.0	<8.0	<8.0	<8.0	<8.0	<8.0	**6.0 J**	<8.0	<8.0	<8.0	<80	<80	<80	--	--	--
PSG-11-11	PSG-11-11-15	05/22/2020	15.0	<8.0	<8.0	<8.0	<8.0	<8.0	<8.0	<8.0	**18**	<8.0	<80	<80	<80	--	--	--
PSG-11-11	PSG-11-11-15	08/20/2020	15.0	<8.0	<8.0	<8.0	<8.0	<8.0	<8.0	<8.0	<8.0	<8.0	<80	<80	<80	--	--	--
PSG-11-11	PSG-11-11-15	01/07/2021	15.0	<8.0	<8.0	<8.0	<8.0	<8.0	**6.0 J**	<8.0	<8.0	<8.0	<80	<80	<80	--	--	--
PSG-11-11	PSG-11-11-15	05/20/2021	15.0	<8.0	<8.0	<8.0	<8.0	<8.0	<8.0	<8.0	<8.0	<8.0	<80	<80	<80	--	--	--
PSG-11-11	PSG-11-11-15	09/09/2021	15.0	<8.0	<8.0	<8.0	<8.0	<8.0	**9.0 J**	<8.0	<8.0	<8.0	<80	<80	<80	--	--	--
PSG-11-11	PSG-11-11-15	01/14/2022	15.0	<4.0	<4.0	<4.0	<4.0	<4.0	**6.0 J+**	<4.0	<4.0	<4.0	<40	<40	<40	--	--	--
PSG-11-11	PSG-11-11-15	05/06/2022	15.0	<4.0	<4.0	<4.0	<4.0	<4.0	**9.0**	<4.0	<4.0	<4.0 UJ	<40	<40	<40	--	--	--
PSG-11-12	PSG-11-12-5	03/05/2019	5.0	<8.0	<8.0	<8.0	<8.0	<8.0	**7.0 J**	<8.0	<8.0	<8.0	<80	<80	<80	--	--	--
PSG-11-12	PSG-11-12-5	07/16/2019	5.0	<8.0	<8.0	<8.0	<8.0	<8.0	<8.0	<8.0	<8.0	<8.0	<80	<80	<80	--	--	--
PSG-11-12	PSG-11-12-5	02/13/2020	5.0	<8.0	<8.0	<8.0	<8.0	<8.0	**7.0 J**	<8.0	<8.0	<8.0	<80	<80	<80	--	--	--
PSG-11-12	PSG-11-12-5	05/22/2020	5.0	<8.0	<8.0	<8.0	<8.0	<8.0	**7.0 J**	<8.0	<8.0	<8.0	<80	<80	<80	--	--	--
PSG-11-12	PSG-11-12-5	08/20/2020	5.0	<8.0	<8.0	<8.0	<8.0	<8.0	<8.0	<8.0	<8.0	<8.0	<80	<80	<80	--	--	--
PSG-11-12	PSG-11-12-5	01/07/2021	5.0	<8.0	<8.0	<8.0	<8.0	<8.0	**10**	<8.0	<8.0	<8.0	<80	<80	<80	--	--	--
PSG-11-12	PSG-11-12-5	05/21/2021	5.0	<8.0	<8.0	<8.0	<8.0	<8.0	**4.0 J**	<8.0	<8.0	<8.0	<80	<80	<80	--	--	--
PSG-11-12	PSG-11-12-5	09/09/2021	5.0	<8.0	<8.0	<8.0	<8.0	<8.0	**15 J**	<8.0	<8.0	<8.0	<80	<80	<80	--	--	--
PSG-11-12	PSG-11-12-5	01/14/2022	5.0	<4.0	<4.0	<4.0	<4.0	<4.0	**9.0 J+**	<4.0	<4.0	<4.0	<40	<40	<40	--	--	--
PSG-11-12	PSG-11-12-5	05/06/2022	5.0	<4.0	<4.0	<4.0	<4.0	<4.0	**11**	<4.0	<4.0	<4.0 UJ	<40	<40	<40	--	--	--
PSG-11-12	PSG-11-12-5	08/26/2022	5.0	<100	<100	<20	<100	<100	<20	<100	<20	<10	--	--	--	--	--	<100

TABLE A-5

HISTORICAL PERIMETER SOIL GAS SAMPLING RESULTS
Former Ford Aeronutronic Facility
Newport Beach, California

Sampling Location	Sample ID	Date Sampled [2]	Depth of Sample (feet bgs)	Volatile Organic Compounds [1] (µg/m³)									Leak Detection Compounds [1]					
				1,1-DCE	1,1-DCA	1,2-DCA	cis-1,2-DCE	trans-1,2-DCE	PCE	1,1,1-TCA	TCE	Vinyl Chloride	Heptane (µg/m³)	Hexane (µg/m³)	Pentane (µg/m³)	Helium (ppmv)	TFA (µg/m³)	DFA (µg/m³)
PSG-11-12	PSG-11-12-15	03/05/2019	15.0	<8.0	<8.0	<8.0	<8.0	<8.0	**9.0**	<8.0	<8.0	<8.0	<80	<80	<80	--	--	--
PSG-11-12	PSG-11-12-15	07/16/2019	15.0	<8.0	<8.0	<8.0	<8.0	<8.0	<8.0	<8.0	<8.0	<8.0	<80	<80	<80	--	--	--
PSG-11-12	PSG-11-12-15	02/13/2020	15.0	<8.0	<8.0	<8.0	<8.0	<8.0	**8.0**	<8.0	<8.0	<8.0	<80	<80	<80	--	--	--
PSG-11-12	PSG-11-12-15	05/22/2020	15.0	<8.0	<8.0	<8.0	<8.0	<8.0	<8.0	<8.0	<8.0	<8.0	<80	<80	<80	--	--	--
PSG-11-12	PSG-11-12-15	08/20/2020	15.0	<8.0	<8.0	<8.0	<8.0	<8.0	<8.0	<8.0	<8.0	<8.0	<80	<80	<80	--	--	--
PSG-11-12	PSG-11-12-15	01/07/2021	15.0	<8.0	<8.0	<8.0	<8.0	<8.0	**8.0**	<8.0	<8.0	<8.0	<80	<80	<80	--	--	--
PSG-11-12	PSG-11-12-15	05/21/2021	15.0	<8.0	<8.0	<8.0	<8.0	<8.0	**5.0 J**	<8.0	<8.0	<8.0	<80	<80	<80	--	--	--
PSG-11-12	PSG-11-12-15 REP	05/21/2021	15.0	<8.0	<8.0	<8.0	<8.0	<8.0	**5.0 J**	<8.0	<8.0	<8.0	<80	<80	<80	--	--	--
PSG-11-12	PSG-11-12-15	09/09/2021	15.0	<8.0	<8.0	<8.0	<8.0	<8.0	**10 J**	<8.0	<8.0	<8.0	<80	<80	<80	--	--	--
PSG-11-12	PSG-11-12-15 REP	09/09/2021	15.0	<8.0	<8.0	<8.0	<8.0	**4.0 J**	**12 J**	<8.0	<8.0	<8.0	<80	<80	<80	--	--	--
PSG-11-12	PSG-11-12-15	01/14/2022	15.0	<4.0	<4.0	<4.0	<4.0	<4.0	**10 J+**	<4.0	<4.0	<4.0	<40	<40	<40	--	--	--
PSG-11-12	PSG-11-12-15	05/06/2022	15.0	<4.0	<4.0	<4.0	<4.0	<4.0	**10**	<4.0	<4.0	<4.0 UJ	<40	<40	<40	--	--	--
PSG-11-12	PSG-11-12-15	08/26/2022	15.0	<100	<100	<20	<100	<100	<20	<100	<20	<10	--	--	--	--	--	<100
PSG-11-13	PSG-11-13-5	03/05/2019	5.0	<8.0	<8.0	<8.0	<8.0	<8.0	**22**	<8.0	<8.0	<8.0	<80	<80	<80	--	--	--
PSG-11-13	PSG-11-13-5	07/15/2019	5.0	<8.0	<8.0	<8.0	<8.0	<8.0	**36**	<8.0	<8.0	<8.0	<80	<80	<80	--	--	--
PSG-11-13	PSG-11-13-5	02/13/2020	5.0	<8.0	<8.0	<8.0	<8.0	<8.0	**19**	<8.0	<8.0	<8.0	<80	<80	<80	--	--	--
PSG-11-13	PSG-11-13-5	05/22/2020	5.0	<8.0	<8.0	<8.0	<8.0	<8.0	**20**	<8.0	<8.0	<8.0	<80	<80	<80	--	--	--
PSG-11-13	PSG-11-13-5	08/20/2020	5.0	<8.0	<8.0	<8.0	<8.0	<8.0	**18**	<8.0	<8.0	<8.0	<80	<80	<80	--	--	--
PSG-11-13	PSG-11-13-5	01/08/2021	5.0	<8.0	<8.0	<8.0	<8.0	<8.0	**19**	<8.0	<8.0	<8.0	<80	<80	<80	--	--	--
PSG-11-13	PSG-11-13-5	05/21/2021	5.0	<8.0	<8.0	<8.0	<8.0	<8.0	**18**	<8.0	<8.0	<8.0	<80	<80	<80	--	--	--
PSG-11-13	PSG-11-13-5	09/09/2021	5.0	<8.0	<8.0	<8.0	<8.0	**3.0 J**	**23 J**	<8.0	<8.0	<8.0	<80	<80	<80	--	--	--
PSG-11-13	PSG-11-13-5	01/19/2022	5.0	<4.0	<4.0	<4.0	<4.0	<4.0	**21**	<4.0	<4.0	<4.0	<40	<40	<40	--	--	--
PSG-11-13	PSG-11-13-5 REP	01/19/2022	5.0	<4.0	<4.0	<4.0	<4.0	<4.0	**25**	<4.0	<4.0	<4.0	<40	<40	<40	--	--	--
PSG-11-13	PSG-11-13-5	05/06/2022	5.0	<4.0	<4.0	<4.0	<4.0	<4.0	**20**	<4.0	<4.0	<4.0 UJ	<40	<40	<40	--	--	--
PSG-11-13	PSG-11-13-5 REP	05/06/2022	5.0	<4.0	<4.0	<4.0	<4.0	<4.0	**24**	<4.0	<4.0	<4.0 UJ	<40	<40	<40	--	--	--
PSG-11-13	PSG-11-13-5	08/26/2022	5.0	<100	<100	<20	<100	<100	**30**	<100	<20	<10	--	--	--	--	--	<100
PSG-11-13	PSG-11-13-15	03/05/2019	15.0	<8.0	<8.0	<8.0	<8.0	<8.0	**26**	<8.0	<8.0	<8.0	<80	<80	<80	--	--	--
PSG-11-13	PSG-11-13-15	07/15/2019	15.0	<8.0	<8.0	<8.0	<8.0	<8.0	**27**	<8.0	<8.0	<8.0	<80	<80	<80	--	--	--
PSG-11-13	PSG-11-13-15 REP	07/15/2019	15.0	<8.0	<8.0	<8.0	<8.0	<8.0	**25**	<8.0	<8.0	<8.0	<80	<80	<80	--	--	--
PSG-11-13	PSG-11-13-15	02/13/2020	15.0	<8.0	<8.0	<8.0	<8.0	<8.0	**22**	<8.0	<8.0	<8.0	<80	<80	<80	--	--	--
PSG-11-13	PSG-11-13-15	05/22/2020	15.0	<8.0	<8.0	<8.0	<8.0	<8.0	**18**	<8.0	<8.0	<8.0	<80	<80	<80	--	--	--
PSG-11-13	PSG-11-13-15	08/20/2020	15.0	<8.0	<8.0	<8.0	<8.0	<8.0	**13**	<8.0	<8.0	<8.0	<80	<80	<80	--	--	--
PSG-11-13	PSG-11-13-15	01/08/2021	15.0	<8.0	<8.0	<8.0	<8.0	<8.0	**18**	<8.0	**5.0 J**	<8.0	<80	<80	<80	--	--	--
PSG-11-13	PSG-11-13-15 REP	01/08/2021	15.0	<8.0	<8.0	<8.0	<8.0	<8.0	**21**	<8.0	**5.0 J**	<8.0	<80	<80	<80	--	--	--
PSG-11-13	PSG-11-13-15	05/21/2021	15.0	<8.0	<8.0	<8.0	<8.0	<8.0	**12**	<8.0	<8.0	<8.0	<80	<80	<80	--	--	--
PSG-11-13	PSG-11-13-15	09/09/2021	15.0	<8.0	<8.0	<8.0	<8.0	**3.0 J**	**31 J**	<8.0	<8.0	<8.0	<80	<80	<80	--	--	--
PSG-11-13	PSG-11-13-15	01/19/2022	15.0	<4.0	<4.0	<4.0	<4.0	<4.0	**22**	<4.0	<4.0	<4.0	<40	<40	<40	--	--	--
PSG-11-13	PSG-11-13-15	05/06/2022	15.0	<4.0	<4.0	<4.0	<4.0	<4.0	**21**	<4.0	<4.0	<4.0 UJ	<40	<40	<40	--	--	--
PSG-11-13	PSG-11-13-15	08/26/2022	15.0	<100	<100	<20	<100	<100	**23**	<100	<20	<10	--	--	--	--	--	<100
PSG-11-14	PSG-11-14-5	03/05/2019	5.0	<8.0	<8.0	<8.0	<8.0	<8.0	**42**	<8.0	<8.0	<8.0	<80	<80	<80	--	--	--
PSG-11-14	PSG-11-14-5	07/15/2019	5.0	<8.0	<8.0	<8.0	<8.0	<8.0	**67**	<8.0	**6.0 J**	<8.0	<80	<80	<80	--	--	--
PSG-11-14	PSG-11-14-5	02/13/2020	5.0	<8.0	<8.0	<8.0	<8.0	<8.0	**35**	<8.0	<8.0	<8.0	<80	<80	<80	--	--	--
PSG-11-14	PSG-11-14-5	05/22/2020	5.0	<8.0	<8.0	<8.0	<8.0	<8.0	**46**	<8.0	**5.0 J**	<8.0	<80	<80	<80	--	--	--
PSG-11-14	PSG-11-14-5	08/20/2020	5.0	<8.0	<8.0	<8.0	<8.0	<8.0	**44**	<8.0	<8.0	<8.0	<80	<80	<80	--	--	--
PSG-11-14	PSG-11-14-5	01/08/2021	5.0	<8.0	<8.0	<8.0	<8.0	<8.0	**36**	<8.0	**5.0 J**	<8.0	<80	<80	<80	--	--	--
PSG-11-14	PSG-11-14-5	05/21/2021	5.0	<8.0	<8.0	<8.0	<8.0	<8.0	**36**	<8.0	<8.0	<8.0	<80	<80	<80	--	--	--
PSG-11-14	PSG-11-14-5	09/09/2021	5.0	<8.0	<8.0	<8.0	<8.0	**3.0 J**	**52 J**	<8.0	**5.0 J**	<8.0	<80	<80	<80	--	--	--
PSG-11-14	PSG-11-14-5	01/19/2022	5.0	<4.0	<4.0	<4.0	<4.0	<4.0	**31**	<4.0	<4.0	<4.0	<40	<40	<40	--	--	--
PSG-11-14	PSG-11-14-5	05/06/2022	5.0	<4.0	<4.0	<4.0	<4.0	<4.0	**46**	<4.0	<4.0	<4.0 UJ	<40	<40	<40	--	--	--
PSG-11-14	PSG-11-14-5	08/26/2022	5.0	<100	<100	<20	<100	<100	**50**	<100	<20	<10	--	--	--	--	--	<100

TABLE A-5

HISTORICAL PERIMETER SOIL GAS SAMPLING RESULTS
Former Ford Aeronutronic Facility
Newport Beach, California

Sampling Location	Sample ID	Date Sampled [2]	Depth of Sample (feet bgs)	Volatile Organic Compounds [1] (µg/m³)									Leak Detection Compounds [1]					
				1,1-DCE	1,1-DCA	1,2-DCA	cis-1,2-DCE	trans-1,2-DCE	PCE	1,1,1-TCA	TCE	Vinyl Chloride	Heptane (µg/m³)	Hexane (µg/m³)	Pentane (µg/m³)	Helium (ppmv)	TFA (µg/m³)	DFA (µg/m³)
PSG-11-14	PSG-11-14-15	03/05/2019	15.0	<8.0	<8.0	<8.0	<8.0	<8.0	**45**	<8.0	**6.0 J**	<8.0	<80	<80	<80	--	--	--
PSG-11-14	PSG-11-14-15	07/15/2019	15.0	<8.0	<8.0	<8.0	<8.0	<8.0	**53**	<8.0	**7.0 J**	<8.0	<80	<80	<80	--	--	--
PSG-11-14	PSG-11-14-15	02/13/2020	15.0	<8.0	<8.0	<8.0	<8.0	<8.0	**43**	<8.0	**6.0 J**	<8.0	<80	<80	<80	--	--	--
PSG-11-14	PSG-11-14-15	05/22/2020	15.0	<8.0	<8.0	<8.0	<8.0	<8.0	**36**	<8.0	**7.0 J**	<8.0	<80	<80	<80	--	--	--
PSG-11-14	PSG-11-14-15	08/20/2020	15.0	<8.0	<8.0	<8.0	<8.0	<8.0	**38**	<8.0	<8.0	<8.0	<80	<80	<80	--	--	--
PSG-11-14	PSG-11-14-15	01/08/2021	15.0	<8.0	<8.0	<8.0	<8.0	<8.0	**42**	<8.0	**8.0**	<8.0	<80	<80	<80	--	--	--
PSG-11-14	PSG-11-14-15	05/21/2021	15.0	<8.0	<8.0	<8.0	<8.0	<8.0	**37**	<8.0	<8.0	<8.0	<80	<80	<80	--	--	--
PSG-11-14	PSG-11-14-15	09/09/2021	15.0	<8.0	<8.0	<8.0	<8.0	<8.0	**45 J**	<8.0	**4.0 J**	<8.0	<80	<80	<80	--	--	--
PSG-11-14	PSG-11-14-15	01/19/2022	15.0	<4.0	<4.0	<4.0	<4.0	<4.0	**40**	<4.0	**6.0 J+**	<4.0	<40	<40	<40	--	--	--
PSG-11-14	PSG-11-14-15	05/06/2022	15.0	<4.0	<4.0	<4.0	<4.0	<4.0	**37**	<4.0	<4.0	<4.0 UJ	<40	<40	<40	--	--	--
PSG-11-14	PSG-11-14-15	08/26/2022	15.0	<100	<100	<20	<100	<100	**46**	<100	<20	<10	--	--	--	--	--	<100
PSG-11-15	PSG-11-15-5	03/05/2019	5.0	<8.0	<8.0	<8.0	<8.0	<8.0	**67**	<8.0	**25**	<8.0	<80	<80	<80	--	--	--
PSG-11-15	PSG-11-15-5	07/15/2019	5.0	<8.0	<8.0	<8.0	<8.0	<8.0	**103**	<8.0	**33**	<8.0	<80	<80	<80	--	--	--
PSG-11-15	PSG-11-15-5	01/28/2020	5.0	<8.0	<8.0	<8.0	<8.0	<8.0	**75**	<8.0	**23**	<8.0	<80	<80	<80	--	--	--
PSG-11-15	PSG-11-15-5	05/22/2020	5.0	<8.0	<8.0	<8.0	<8.0	<8.0	**66**	<8.0	**19**	<8.0	<80	<80	<80	--	--	--
PSG-11-15	PSG-11-15-5	08/20/2020	5.0	<8.0	<8.0	<8.0	<8.0	<8.0	**68**	<8.0	**16**	<8.0	<80	<80	<80	--	--	--
PSG-11-15	PSG-11-15-5	01/08/2021	5.0	<8.0	<8.0	<8.0	<8.0	<8.0	**57**	<8.0	**22**	<8.0	<80	<80	<80	--	--	--
PSG-11-15	PSG-11-15-5	05/21/2021	5.0	<8.0	<8.0	<8.0	<8.0	<8.0	**64**	<8.0	**17**	<8.0	<80	<80	<80	--	--	--
PSG-11-15	PSG-11-15-5	09/09/2021	5.0	<8.0	<8.0	<8.0	<8.0	<8.0	**101 J**	<8.0	**27**	<8.0	<80	<80	<80	--	--	--
PSG-11-15	PSG-11-15-5	01/19/2022	5.0	<4.0	<4.0	<4.0	<4.0	<4.0	**56**	<4.0	**19 J+**	<4.0	<40	<40	<40	--	--	--
PSG-11-15	PSG-11-15-5 REP	01/19/2022	5.0	<4.0	<4.0	<4.0	<4.0	<4.0	**54**	<4.0	**19 J+**	<4.0	<40	<40	<40	--	--	--
PSG-11-15	PSG-11-15-5	05/06/2022	5.0	<4.0	<4.0	<4.0	<4.0	<4.0	**105**	<4.0	**30**	<4.0 UJ	<40	<40	<40	--	--	--
PSG-11-15	PSG-11-15-5	08/26/2022	5.0	<100	<100	<20	<100	<100	**84**	<100	<20	<10	--	--	--	--	--	<100
PSG-11-15	PSG-11-15-15	03/05/2019	15.0	<8.0	<8.0	<8.0	<8.0	<8.0	**73**	<8.0	**46**	<8.0	<80	<80	<80	--	--	--
PSG-11-15	PSG-11-15-15 REP	03/05/2019	15.0	<8.0	<8.0	<8.0	<8.0	<8.0	**76**	<8.0	**49**	<8.0	<80	<80	<80	--	--	--
PSG-11-15	PSG-11-15-15	07/15/2019	15.0	<8.0	<8.0	<8.0	<8.0	<8.0	**82**	<8.0	**49**	<8.0	<80	<80	<80	--	--	--
PSG-11-15	PSG-11-15-15	01/28/2020	15.0	<8.0	<8.0	<8.0	<8.0	<8.0	**84**	<8.0	**44**	<8.0	<80	<80	<80	--	--	--
PSG-11-15	PSG-11-15-15	05/22/2020	15.0	<8.0	<8.0	<8.0	<8.0	<8.0	**61**	<8.0	**33**	<8.0	<80	<80	<80	--	--	--
PSG-11-15	PSG-11-15-15 REP	05/22/2020	15.0	<8.0	<8.0	<8.0	<8.0	<8.0	**65**	<8.0	**40**	<8.0	<80	<80	<80	--	--	--
PSG-11-15	PSG-11-15-15	08/20/2020	15.0	<8.0	<8.0	<8.0	<8.0	<8.0	**65**	<8.0	**35**	<8.0	<80	<80	<80	--	--	--
PSG-11-15	PSG-11-15-15	01/08/2021	15.0	<8.0	<8.0	<8.0	<8.0	<8.0	**68**	<8.0	**47**	<8.0	<80	<80	<80	--	--	--
PSG-11-15	PSG-11-15-15	05/21/2021	15.0	<8.0	<8.0	<8.0	<8.0	<8.0	**54**	<8.0	**34**	<8.0	<80	<80	<80	--	--	--
PSG-11-15	PSG-11-15-15	09/09/2021	15.0	<8.0	<8.0	<8.0	<8.0	**3.0 J**	**88 J**	<8.0	**47**	<8.0	<80	<80	<80	--	--	--
PSG-11-15	PSG-11-15-15	01/19/2022	15.0	<4.0	<4.0	<4.0	<4.0	<4.0	**67**	<4.0	**39 J+**	<4.0	<40	<40	<40	--	--	--
PSG-11-15	PSG-11-15-15	05/06/2022	15.0	<4.0	<4.0	<4.0	<4.0	<4.0	**72**	<4.0	**35**	<4.0 UJ	<40	<40	<40	--	--	--
PSG-11-15	PSG-11-15-15	08/26/2022	15.0	<100	<100	<20	<100	<100	**78**	<100	**35**	<10	--	--	--	--	--	<100
PSG-11-15	PSG-11-15-15 REP	08/26/2022	15.0	<100	<100	<20	<100	<100	**73**	<100	**34**	<10	--	--	--	--	--	<100
PSG-11-16	PSG-11-16-5	03/05/2019	5.0	<8.0	<8.0	<8.0	<8.0	<8.0	**88**	<8.0	**98**	<8.0	<80	<80	<80	--	--	--
PSG-11-16	PSG-11-16-5	07/16/2019	5.0	<8.0	<8.0	<8.0	<8.0	<8.0	**122**	<8.0	**116**	<8.0	<80	<80	<80	--	--	--
PSG-11-16	PSG-11-16-5	01/28/2020	5.0	<8.0	<8.0	<8.0	<8.0	<8.0	**90**	<8.0	**87**	<8.0	<80	<80	<80	--	--	--
PSG-11-16	PSG-11-16-5	05/22/2020	5.0	<8.0 UJ	<8.0	<8.0	<8.0	<8.0	**105**	<8.0	**105**	<8.0	<80	<80	<80	--	--	--
PSG-11-16	PSG-11-16-5	08/20/2020	5.0	<8.0	<8.0	<8.0	<8.0	<8.0	**99**	<8.0	**95**	<8.0	<80	<80	<80	--	--	--
PSG-11-16	PSG-11-16-5	01/08/2021	5.0	<8.0	<8.0	<8.0	<8.0	<8.0	**77**	<8.0	**82**	<8.0	<80	<80	<80	--	--	--
PSG-11-16	PSG-11-16-5	05/21/2021	5.0	<8.0	<8.0	<8.0	<8.0	<8.0	**90**	<8.0	**82**	<8.0	<80	<80	<80	--	--	--
PSG-11-16	PSG-11-16-5	09/09/2021	5.0	<8.0	<8.0	<8.0	<8.0	<8.0	**119**	<8.0	**85**	<8.0	<80	<80	<80	--	--	--
PSG-11-16	PSG-11-16-5	01/19/2022	5.0	<4.0	<4.0	<4.0	<4.0	<4.0	**71**	<4.0	**73 J+**	<4.0	<40	<40	<40	--	--	--
PSG-11-16	PSG-11-16-5	05/06/2022	5.0	<4.0	<4.0	<4.0	<4.0	<4.0	**79**	<4.0	**58**	<4.0 UJ	<40	<40	<40	--	--	--
PSG-11-16	PSG-11-16-5	08/26/2022	5.0	<100	<100	<20	<100	<100	**93**	<100	**65**	<10	--	--	--	--	--	<100
PSG-11-16	PSG-11-16-15	03/05/2019	15.0	<8.0	<8.0	<8.0	<8.0	<8.0	**106**	<8.0	**156**	<8.0	<80	<80	<80	--	--	--
PSG-11-16	PSG-11-16-15	07/16/2019	15.0	<8.0	<8.0	<8.0	<8.0	<8.0	**117**	<8.0	**158**	<8.0	<80	<80	<80	--	--	--

TABLE A-5

HISTORICAL PERIMETER SOIL GAS SAMPLING RESULTS
Former Ford Aeronutronic Facility
Newport Beach, California

Sampling Location	Sample ID	Date Sampled [2]	Depth of Sample (feet bgs)	Volatile Organic Compounds [1] (µg/m³)									Leak Detection Compounds [1]					
				1,1-DCE	1,1-DCA	1,2-DCA	cis-1,2-DCE	trans-1,2-DCE	PCE	1,1,1-TCA	TCE	Vinyl Chloride	Heptane (µg/m³)	Hexane (µg/m³)	Pentane (µg/m³)	Helium (ppmv)	TFA (µg/m³)	DFA (µg/m³)
PSG-11-16	PSG-11-16-15 REP	07/16/2019	15.0	<8.0	<8.0	<8.0	<8.0	<8.0	**115**	<8.0	**154**	<8.0	<80	<80	<80	--	--	--
PSG-11-16	PSG-11-16-15	01/28/2020	15.0	<8.0	<8.0	<8.0	<8.0	<8.0	**116**	<8.0	**150**	<8.0	<80	<80	<80	--	--	--
PSG-11-16	PSG-11-16-15	05/22/2020	15.0	<8.0 UJ	<8.0	<8.0	<8.0	<8.0	**95**	<8.0	**135**	<8.0	<80	<80	<80	--	--	--
PSG-11-16	PSG-11-16-15	08/20/2020	15.0	<8.0	<8.0	<8.0	<8.0	<8.0	**100**	<8.0	**50**	<8.0	<80	<80	<80	--	--	--
PSG-11-16	PSG-11-16-15	01/08/2021	15.0	<8.0	<8.0	<8.0	<8.0	<8.0	**103**	<8.0	**144**	<8.0	<80	<80	<80	--	--	--
PSG-11-16	PSG-11-16-15	05/21/2021	15.0	<8.0	<8.0	<8.0	<8.0	<8.0	**86**	<8.0	**123**	<8.0	<80	<80	<80	--	--	--
PSG-11-16	PSG-11-16-15	09/09/2021	15.0	<8.0	<8.0	<8.0	<8.0	<8.0	**119**	**2.0 J**	**157**	<8.0	<80	<80	<80	--	--	--
PSG-11-16	PSG-11-16-15 REP	09/09/2021	15.0	<8.0	<8.0	<8.0	<8.0	<8.0	**113**	**2.0 J**	**143**	<8.0	<80	<80	<80	--	--	--
PSG-11-16	PSG-11-16-15	01/19/2022	15.0	<4.0	<4.0	<4.0	<4.0	<4.0	**90**	<4.0	**124 J+**	<4.0	<40	<40	<40	--	--	--
PSG-11-16	PSG-11-16-15	05/06/2022	15.0	<4.0	<4.0	<4.0	<4.0	<4.0	**92**	<4.0	**102**	<4.0 UJ	<40	<40	<40	--	--	--
PSG-11-16	PSG-11-16-15	08/26/2022	15.0	<100	<100	<20	<100	<100	**100**	<100	**110**	<10	--	--	--	--	--	<100
PSG-11-17	PSG-11-17-5	03/05/2019	5.0	<8.0	<8.0	<8.0	<8.0	<8.0	**44**	<8.0	<8.0	<8.0	<80	<80	<80	--	--	--
PSG-11-17	PSG-11-17-5	07/16/2019	5.0	<8.0	<8.0	<8.0	<8.0	<8.0	**88**	<8.0	<8.0	<8.0	<80	<80	<80	--	--	--
PSG-11-17	PSG-11-17-5	01/28/2020	5.0	<8.0	<8.0	<8.0	<8.0	<8.0	**38**	<8.0	<8.0	<8.0	<80	<80	<80	--	--	--
PSG-11-17	PSG-11-17-5	05/22/2020	5.0	<8.0 UJ	<8.0	<8.0	<8.0	<8.0	**73**	<8.0	**16**	<8.0	<80	<80	<80	--	--	--
PSG-11-17	PSG-11-17-5	08/20/2020	5.0	<8.0	<8.0	<8.0	<8.0	<8.0	**80**	<8.0	<8.0	<8.0	<80	<80	<80	--	--	--
PSG-11-17	PSG-11-17-5 REP	08/20/2020	5.0	<8.0	<8.0	<8.0	<8.0	<8.0	**78**	<8.0	<8.0	<8.0	<80	<80	<80	--	--	--
PSG-11-17	PSG-11-17-5	01/08/2021	5.0	<8.0	<8.0	<8.0	<8.0	<8.0	**37**	<8.0	<8.0	<8.0	<80	<80	<80	--	--	--
PSG-11-17	PSG-11-17-5 REP	01/08/2021	5.0	<8.0	<8.0	<8.0	<8.0	<8.0	**44**	<8.0	<8.0	<8.0	<80	<80	<80	--	--	--
PSG-11-17	PSG-11-17-5	05/21/2021	5.0	<8.0	<8.0	<8.0	<8.0	<8.0	**64**	<8.0	<8.0	<8.0	<80	<80	<80	--	--	--
PSG-11-17	PSG-11-17-5 REP	05/21/2021	5.0	<8.0	<8.0	<8.0	<8.0	<8.0	**60**	<8.0	<8.0	<8.0	<80	<80	<80	--	--	--
PSG-11-17	PSG-11-17-5	09/09/2021	5.0	<8.0	<8.0	<8.0	<8.0	<8.0	**104**	<8.0	**4.0 J**	<8.0	<80	<80	<80	--	--	--
PSG-11-17	PSG-11-17-5	01/19/2022	5.0	<4.0	<4.0	<4.0	<4.0	<4.0	**37**	<4.0	**5.0 J+**	<4.0	<40	<40	<40	--	--	--
PSG-11-17	PSG-11-17-5	05/06/2022	5.0	<4.0	<4.0	<4.0	<4.0	<4.0	**82**	<4.0	<4.0	<4.0 UJ	<40	<40	<40	--	--	--
PSG-11-17	PSG-11-17-5	08/26/2022	5.0	<100	<100	<20	<100	<100	**90**	<100	<20	<10	--	--	--	--	--	<100
PSG-11-17	PSG-11-17-15	03/05/2019	15.0	<8.0	<8.0	<8.0	<8.0	<8.0	**240**	<8.0	**1,040**	<8.0	<80	<80	<80	--	--	--
PSG-11-17	PSG-11-17-15	07/16/2019	15.0	<8.0	<8.0	<8.0	<8.0	<8.0	**260**	<8.0	**993**	<8.0	<80	<80	<80	--	--	--
PSG-11-17	PSG-11-17-15	01/28/2020	15.0	<8.0	<8.0	<8.0	<8.0	<8.0	**243**	<8.0	**928**	<8.0	<80	<80	<80	--	--	--
PSG-11-17	PSG-11-17-15 REP	01/28/2020	15.0	<8.0	<8.0	<8.0	<8.0	<8.0	**256**	<8.0	**951**	<8.0	<80	<80	<80	--	--	--
PSG-11-17	PSG-11-17-15	05/22/2020	15.0	<8.0 UJ	<8.0	<8.0	<8.0	<8.0	**210**	<8.0	**880**	<8.0	<80	<80	<80	--	--	--
PSG-11-17	PSG-11-17-15	08/20/2020	15.0	<8.0	<8.0	<8.0	<8.0	<8.0	**202**	<8.0	**816**	<8.0	<80	<80	<80	--	--	--
PSG-11-17	PSG-11-17-15	01/08/2021	15.0	**6.0 J**	<8.0	<8.0	<8.0	<8.0	**227**	<8.0	**987**	<8.0	<80	<80	<80	--	--	--
PSG-11-17	PSG-11-17-15	05/21/2021	15.0	<8.0	<8.0	<8.0	<8.0	<8.0	**185**	<8.0	**845**	<8.0	<80	<80	<80	--	--	--
PSG-11-17	PSG-11-17-15	09/09/2021	15.0	<8.0	<8.0	<8.0	<8.0	<8.0	**229**	<8.0	**938**	<8.0	<80	<80	<80	--	--	--
PSG-11-17	PSG-11-17-15	01/19/2022	15.0	<4.0	<4.0	<4.0	<4.0	<4.0	**186**	<4.0	**813 J+**	<4.0	<40	<40	<40	--	--	--
PSG-11-17	PSG-11-17-15	05/06/2022	15.0	<4.0	<4.0	<4.0	<4.0	<4.0	**204**	<4.0	**731**	<4.0 UJ	<40	<40	<40	--	--	--
PSG-11-17	PSG-11-17-15	08/26/2022	15.0	<100	<100	<20	<100	<100	**200**	<100	**710**	<10	--	--	--	--	--	<100
PSG-11-18	PSG-11-18-5	03/05/2019	5.0	<8.0 R	<8.0 R	<8.0 R	<8.0 R	<8.0 R	**69 R**	<8.0 R	**1,260 R**	<8.0 R	**15,400**	**15,400**	**28,500**	**--**	**--**	--
PSG-11-18	PSG-11-18-5	07/16/2019	5.0	<8.0	<8.0	<8.0	<8.0	<8.0	**119**	<8.0	**1,580**	<8.0	<80	<80	<80	--	--	--
PSG-11-18	PSG-11-18-5	01/28/2020	5.0	<8.0	<8.0	<8.0	<8.0	<8.0	**80**	<8.0	**1,080**	<8.0	<80	<80	<80	--	--	--
PSG-11-18	PSG-11-18-5	05/22/2020	5.0	<8.0 UJ	<8.0	<8.0	<8.0	<8.0	**100**	<8.0	**1,310**	<8.0	<80	<80	<80	--	--	--
PSG-11-18	PSG-11-18-5	08/21/2020	5.0	<8.0	<8.0	<8.0	<8.0	<8.0	**119**	<8.0	**1,750**	<8.0	<80	<80	<80	--	--	--
PSG-11-18	PSG-11-18-5	01/08/2021	5.0	<8.0	<8.0	<8.0	<8.0	<8.0	**73**	<8.0	**1,140**	<8.0	<80	<80	<80	--	--	--
PSG-11-18	PSG-11-18-5	05/21/2021	5.0	<8.0	<8.0	<8.0	<8.0	<8.0	**90**	<8.0	**1,300**	<8.0	<80	<80	<80	--	--	--
PSG-11-18	PSG-11-18-5	09/09/2021	5.0	<8.0	<8.0	<8.0	<8.0	<8.0	**137**	<8.0	**1,610**	<8.0	<80	<80	<80	--	--	--
PSG-11-18	PSG-11-18-5	01/19/2022	5.0	<4.0	<4.0	<4.0	<4.0	<4.0	**74**	<4.0	**1,140 J+**	<4.0	<40	<40	<40	--	--	--
PSG-11-18	PSG-11-18-5	05/06/2022	5.0	<4.0	<4.0	<4.0	<4.0	<4.0	**80**	<4.0	**1,240**	<4.0	<40	<40	<40	--	--	--
PSG-11-18	PSG-11-18-5	08/26/2022	5.0	<100	<100	<20	<100	<100	**110**	<100	**1,200**	<10	--	--	--	--	--	<100
PSG-11-18	PSG-11-18-15	03/05/2019	15.0	<8.0	<8.0	<8.0	<8.0	<8.0	**180**	<8.0	**3,310**	<8.0	<80	<80	<80	--	--	--
PSG-11-18	PSG-11-18-15	07/16/2019	15.0	<8.0	<8.0	<8.0	<8.0	<8.0	**179**	<8.0	**3,050**	<8.0	<80	<80	<80	--	--	--

TABLE A-5

HISTORICAL PERIMETER SOIL GAS SAMPLING RESULTS
Former Ford Aeronutronic Facility
Newport Beach, California

Sampling Location	Sample ID	Date Sampled [2]	Depth of Sample (feet bgs)	Volatile Organic Compounds [1] (µg/m³)									Leak Detection Compounds [1]					
				1,1-DCE	1,1-DCA	1,2-DCA	cis-1,2-DCE	trans-1,2-DCE	PCE	1,1,1-TCA	TCE	Vinyl Chloride	Heptane (µg/m³)	Hexane (µg/m³)	Pentane (µg/m³)	Helium (ppmv)	TFA (µg/m³)	DFA (µg/m³)
PSG-11-18	PSG-11-18-15	01/28/2020	15.0	<8.0	<8.0	<8.0	<8.0	<8.0	**181**	<8.0	**2,900**	<8.0	<80	<80	<80	--	--	--
PSG-11-18	PSG-11-18-15	05/22/2020	15.0	<8.0 UJ	<8.0	<8.0	<8.0	<8.0	**143**	<8.0	**2,620**	<8.0	<80	<80	<80	--	--	--
PSG-11-18	PSG-11-18-15	08/21/2020	15.0	**9.0**	<8.0	<8.0	<8.0	<8.0	**151**	<8.0	**3,280**	<8.0	<80	<80	<80	--	--	--
PSG-11-18	PSG-11-18-15 [5]	01/08/2021	15.0	<8.0	<8.0	<8.0	<8.0	<8.0	**76**	<8.0	**1,160**	<8.0	<80	<80	<80	--	--	--
PSG-11-18	PSG-11-18-15	05/21/2021	15.0	**7.0 J**	<8.0	<8.0	<8.0	<8.0	**144**	<8.0	**2,900**	<8.0	<80	<80	<80	--	--	--
PSG-11-18	PSG-11-18-15	09/09/2021	15.0	**3.0 J**	<8.0	<8.0	<8.0	<8.0	**165**	<8.0	**3,140**	<8.0	<80	<80	<80	--	--	--
PSG-11-18	PSG-11-18-15	01/19/2022	15.0	**5.0**	<4.0	<4.0	<4.0	<4.0	**144**	<4.0	**3,200 J+**	<4.0	<40	<40	<40	--	--	--
PSG-11-18	PSG-11-18-15	05/06/2022	15.0	**5.0**	<4.0	<4.0	<4.0	<4.0	**128**	<4.0	**2,870**	<4.0	<40	<40	<40	--	--	--
PSG-11-18	PSG-11-18-15	08/26/2022	15.0	<100	<100	<20	<100	<100	**120**	<100	**2,100**	<10	--	--	--	--	--	<100
PSG-11-19	PSG-11-19-5	03/04/2019	5.0	**17**	<8.0	<8.0	<8.0	<8.0	**90**	<8.0	**4,150**	<8.0	<80	<80	<80	--	--	--
PSG-11-19	PSG-11-19-5 [5]	07/16/2019	5.0	**48**	<8.0	<8.0	<8.0	<8.0	**215**	<8.0	**9,830**	<8.0	<80	<80	<80	--	--	--
PSG-11-19	PSG-11-19-5	01/28/2020	5.0	<8.0	<8.0	<8.0	<8.0	<8.0	**97**	<8.0	**3,340**	<8.0	<80	<80	<80	--	--	--
PSG-11-19	PSG-11-19-5	05/22/2020	5.0	<8.0 UJ	<8.0	<8.0	<8.0	<8.0	**136**	<8.0	**4,670**	<8.0	<80	<80	<80	--	--	--
PSG-11-19	PSG-11-19-5	08/21/2020	5.0	**12**	<8.0	<8.0	<8.0	<8.0	**179**	<8.0	**7,520**	<8.0	<80	<80	<80	--	--	--
PSG-11-19	PSG-11-19-5	01/08/2021	5.0	**7.0 J**	<8.0	<8.0	<8.0	<8.0	**91**	<8.0	**3,550**	<8.0	<80	<80	<80	--	--	--
PSG-11-19	PSG-11-19-5	05/21/2021	5.0	**5.0 J**	<8.0	<8.0	<8.0	<8.0	**123**	<8.0	**4,590**	<8.0	<80	<80	<80	--	--	--
PSG-11-19	PSG-11-19-5	09/09/2021	5.0	**5.0 J**	<8.0	<8.0	<8.0	<8.0	**168**	<8.0	**5,530**	<8.0	<80	<80	<80	--	--	--
PSG-11-19	PSG-11-19-5	01/19/2022	5.0	**4.0**	<4.0	<4.0	<4.0	<4.0	**80**	<4.0	**3,230 J+**	<4.0	<40	<40	<40	--	--	--
PSG-11-19	PSG-11-19-5	05/06/2022	5.0	**5.0**	<4.0	<4.0	<4.0	<4.0	**98**	<4.0	**4,170**	<4.0	<40	<40	<40	--	--	--
PSG-11-19	PSG-11-19-5	08/29/2022	5.0	<100	<100	<20	<100	<100	**150**	<100	**3,800**	<10	--	--	--	--	--	<100
PSG-11-19	PSG-11-19-15	03/04/2019	15.0	**75**	<8.0	<8.0	<8.0	<8.0	**231**	<8.0	**11,700**	<8.0	<80	<80	<80	--	--	--
PSG-11-19	PSG-11-19-15 [5]	07/16/2019	15.0	<8.0	<8.0	<8.0	<8.0	<8.0	**173**	<8.0	**5,980**	<8.0	<80	<80	<80	--	--	--
PSG-11-19	PSG-11-19-15	01/28/2020	15.0	**54**	<8.0	<8.0	<8.0	<8.0	**206**	<8.0	**9,240**	<8.0	<80	<80	<80	--	--	--
PSG-11-19	PSG-11-19-15	05/22/2020	15.0	<8.0 UJ	<8.0	<8.0	**31**	<8.0	**186**	<8.0	**8,280**	<8.0	<80	<80	<80	--	--	--
PSG-11-19	PSG-11-19-15	08/21/2020	15.0	**45**	<8.0	<8.0	<8.0	<8.0	**191**	<8.0	**10,800**	<8.0	<80	<80	<80	--	--	--
PSG-11-19	PSG-11-19-15	01/08/2021	15.0	**45**	<8.0	<8.0	<8.0	<8.0	**179**	<8.0	**9,500**	<8.0	<80	<80	<80	--	--	--
PSG-11-19	PSG-11-19-15	05/21/2021	15.0	**36**	<8.0	<8.0	<8.0	<8.0	**160**	<8.0	**7,630**	<8.0	<80	<80	<80	--	--	--
PSG-11-19	PSG-11-19-15	09/09/2021	15.0	**39**	<8.0	<8.0	<8.0	<8.0	**187**	<8.0	**8,330**	<8.0	<80	<80	<80	--	--	--
PSG-11-19	PSG-11-19-15 REP	09/09/2021	15.0	**40**	<8.0	<8.0	<8.0	<8.0	**183**	<8.0	**8,360**	<8.0	<80	<80	<80	--	--	--
PSG-11-19	PSG-11-19-15	01/19/2022	15.0	**34**	<4.0	<4.0	<4.0	<4.0	**153**	<4.0	**8,050 J+**	<4.0	<40	<40	<40	--	--	--
PSG-11-19	PSG-11-19-15	05/06/2022	15.0	**31**	<4.0	<4.0	<4.0	<4.0	**135**	<4.0	**7,550**	<4.0	<40	<40	<40	--	--	--
PSG-11-19	PSG-11-19-15	08/29/2022	15.0	<100	<100	<20	<100	<100	**170**	<100	**6,700**	<10	--	--	--	--	--	<100
PSG-11-19	PSG-11-19-15 REP	08/29/2022	15.0	<100	<100	<20	<100	<100	**140**	<100	**5,500**	<10	--	--	--	--	--	<100
PSG-11-20	PSG-11-20-5	03/04/2019	5.0	**38**	<8.0	<8.0	<8.0	<8.0	**82**	<8.0	**3,400**	<8.0	<80	<80	<80	--	--	--
PSG-11-20	PSG-11-20-5	07/16/2019	5.0	**17**	<8.0	<8.0	<8.0	<8.0	**116**	<8.0	**4,530**	<8.0	<80	<80	<80	--	--	--
PSG-11-20	PSG-11-20-5 [5]	01/28/2020	5.0	**203**	<8.0	<8.0	<8.0	<8.0	**275**	<8.0	**14,500**	<8.0	<80	<80	<80	--	--	--
PSG-11-20	PSG-11-20-5	05/22/2020	5.0	<8.0 UJ	<8.0	<8.0	<8.0	<8.0	**105**	<8.0	**3,870**	<8.0	<80	<80	<80	--	--	--
PSG-11-20	PSG-11-20-5	08/21/2020	5.0	**23**	<8.0	<8.0	<8.0	<8.0	**149**	<8.0	**6,300**	<8.0	<80	<80	<80	--	--	--
PSG-11-20	PSG-11-20-5	01/08/2021	5.0	**17**	<8.0	<8.0	<8.0	<8.0	**86**	<8.0	**3,690**	<8.0	<80	<80	<80	--	--	--
PSG-11-20	PSG-11-20-5	05/21/2021	5.0	**19**	<8.0	<8.0	<8.0	<8.0	**110**	<8.0	**4,510**	<8.0	<80	<80	<80	--	--	--
PSG-11-20	PSG-11-20-5	09/09/2021	5.0	**11**	<8.0	<8.0	<8.0	<8.0	**116**	<8.0	**4,020**	<8.0	<80	<80	<80	--	--	--
PSG-11-20	PSG-11-20-5	01/19/2022	5.0	**15**	<4.0	<4.0	<4.0	<4.0	**64**	<4.0	**2,740 J+**	<4.0	<40	<40	<40	--	--	--
PSG-11-20	PSG-11-20-5	05/06/2022	5.0	**13**	<4.0	<4.0	<4.0	<4.0	**72**	<4.0	**2,970**	<4.0	<40	<40	<40	--	--	--
PSG-11-20	PSG-11-20-5 REP	05/06/2022	5.0	**13**	<4.0	<4.0	<4.0	<4.0	**72**	<4.0	**2,870**	<4.0	<40	<40	<40	--	--	--
PSG-11-20	PSG-11-20-5	08/29/2022	5.0	<100	<100	<20	<100	<100	**100**	<100	**3,100**	<10	--	--	--	--	--	<100
PSG-11-20	PSG-11-20-15	03/04/2019	15.0	**282**	<8.0	<8.0	**151**	<8.0	**245**	<8.0	**15,200**	<8.0	<80	<80	<80	--	--	--
PSG-11-20	PSG-11-20-15	07/16/2019	15.0	**200**	<8.0	<8.0	<8.0	<8.0	**256**	<8.0	**13,280**	<8.0	<80	<80	<80	--	--	--
PSG-11-20	PSG-11-20-15 [5]	01/28/2020	15.0	**22**	<8.0	<8.0	<8.0	<8.0	**85**	<8.0	**2,990**	<8.0	<80	<80	<80	--	--	--
PSG-11-20	PSG-11-20-15	05/22/2020	15.0	<8.0 UJ	<8.0	<8.0	**107**	<8.0	**231**	<8.0	**12,000**	<8.0	<80	<80	<80	--	--	--

TABLE A-5

HISTORICAL PERIMETER SOIL GAS SAMPLING RESULTS
Former Ford Aeronutronic Facility
Newport Beach, California

Sampling Location	Sample ID	Date Sampled [2]	Depth of Sample (feet bgs)	Volatile Organic Compounds [1] (µg/m³)									Leak Detection Compounds [1]					
				1,1-DCE	1,1-DCA	1,2-DCA	cis-1,2-DCE	trans-1,2-DCE	PCE	1,1,1-TCA	TCE	Vinyl Chloride	Heptane (µg/m³)	Hexane (µg/m³)	Pentane (µg/m³)	Helium (ppmv)	TFA (µg/m³)	DFA (µg/m³)
PSG-11-20	PSG-11-20-15	08/21/2020	15.0	**164**	<8.0	<8.0	<8.0	<8.0	**237**	<8.0	**16,700**	<8.0	<80	<80	<80	--	--	--
PSG-11-20	PSG-11-20-15	01/08/2021	15.0	**205**	<8.0	<8.0	<8.0	<8.0	**229**	<8.0	**14,900**	<8.0	<80	<80	<80	--	--	--
PSG-11-20	PSG-11-20-15	05/21/2021	15.0	**198**	**4.0 J**	<8.0	<8.0	<8.0	**215**	<8.0	**13,200**	<8.0	<80	<80	<80	--	--	--
PSG-11-20	PSG-11-20-15	09/09/2021	15.0	**218**	<8.0	<8.0	<8.0	<8.0	**290**	<8.0	**15,800**	<8.0	<80	<80	<80	--	--	--
PSG-11-20	PSG-11-20-15	05/06/2022	15.0	**149**	<4.0	<4.0	<4.0	<4.0	**177**	<4.0	**12,300**	<4.0	<40	<40	<40	--	--	--
PSG-11-20	PSG-11-20-15	08/29/2022	15.0	**140 J+**	<100	<20	<100	<100	**190**	<100	**8,500**	<10	--	--	--	--	--	<100
PSG-11-21	PSG-11-21-5	03/04/2019	5.0	**106**	<8.0	<8.0	<8.0	<8.0	**79**	<8.0	**3,010**	<8.0	<80	<80	<80	--	--	--
PSG-11-21	PSG-11-21-5	07/16/2019	5.0	**177**	<8.0	<8.0	<8.0	<8.0	**268**	<8.0	**10,100**	<8.0	<80	<80	<80	--	--	--
PSG-11-21	PSG-11-21-5 REP	07/16/2019	5.0	**167**	<8.0	<8.0	<8.0	<8.0	**268**	<8.0	**9,840**	<8.0	<80	<80	<80	--	--	--
PSG-11-21	PSG-11-21-5 [5]	01/28/2020	5.0	**710**	**4.0 J**	**37**	**6.0 J**	**4.0 J**	**455**	<8.0	**27,500**	<8.0	<80	<80	<80	--	--	--
PSG-11-21	PSG-11-21-5	05/22/2020	5.0	**101 J-**	<8.0	<8.0	<8.0	<8.0	**227**	<8.0	**8,440**	<8.0	<80	<80	<80	--	--	--
PSG-11-21	PSG-11-21-5	08/21/2020	5.0	**110**	<8.0	<8.0	<8.0	<8.0	**200**	<8.0	**9,360**	<8.0	<80	<80	<80	--	--	--
PSG-11-21	PSG-11-21-5	01/08/2021	5.0	**152**	<8.0	<8.0	<8.0	<8.0	**143**	<8.0	**8,120**	<8.0	<80	<80	<80	--	--	--
PSG-11-21	PSG-11-21-5	05/28/2021	5.0	**169**	<8.0	<8.0	<8.0	<8.0	**227**	<8.0	**10,600**	<8.0	<80	<80	<80	--	--	--
PSG-11-21	PSG-11-21-5	09/09/2021	5.0	**84**	<8.0	<8.0	<8.0	<8.0	**190**	<8.0	**5,630**	<8.0	<80	<80	<80	--	--	--
PSG-11-21	PSG-11-21-5	01/21/2022	5.0	**64**	<4.0	<4.0	<4.0	<4.0	**79**	<4.0	**3,320**	<4.0	<40	<40	<40	--	--	--
PSG-11-21	PSG-11-21-5	05/06/2022	5.0	**110**	<4.0	<4.0	<4.0	<4.0	**136**	<4.0	**6,440**	<4.0	<40	<40	<40	--	--	--
PSG-11-21	PSG-11-21-5	08/29/2022	5.0	**120 J+**	<100	<20	<100	<100	**220**	<100	**6,900**	<10	--	--	--	--	--	<100
PSG-11-21	PSG-11-21-15	03/04/2019	15.0	**1,120**	**7.0 J**	**43**	**12**	<8.0	**515**	<8.0	**33,900**	<8.0	<80	<80	<80	--	--	--
PSG-11-21	PSG-11-21-15	07/16/2019	15.0	**836**	**6.0 J**	**33**	**14**	<8.0	**520**	<8.0	**29,800**	<8.0	<80	<80	<80	--	--	--
PSG-11-21	PSG-11-21-15 [5]	01/28/2020	15.0	**121**	<8.0	<8.0	<8.0	<8.0	**146**	<8.0	**6,080**	<8.0	<80	<80	<80	--	--	--
PSG-11-21	PSG-11-21-15 REP [5]	01/28/2020	15.0	**114**	<8.0	<8.0	<8.0	<8.0	**156**	<8.0	**5,870**	<8.0	<80	<80	<80	--	--	--
PSG-11-21	PSG-11-21-15	05/22/2020	15.0	**417 J-**	<8.0	<8.0	**8.0 J**	<8.0	**407**	<8.0	**23,800**	<8.0	<80	<80	<80	--	--	--
PSG-11-21	PSG-11-21-15	08/21/2020	15.0	**693**	<8.0	**43**	**15**	**5.0 J**	**476**	<8.0	**26,800**	<8.0	<80	<80	<80	--	--	--
PSG-11-21	PSG-11-21-15	01/08/2021	15.0	**773**	**7.0 J**	**46**	**15**	<8.0	**400**	<8.0	**30,600**	<8.0	<80	<80	<80	--	--	--
PSG-11-21	PSG-11-21-15	05/28/2021	15.0	**731**	**9.0**	**30**	**10**	<8.0	**395**	<8.0	**25,200**	<8.0	<80	<80	<80	--	--	--
PSG-11-21	PSG-11-21-15	09/09/2021	15.0	**673**	**5.0 J**	**30 J+**	**13**	<8.0	**406**	<8.0	**25,200**	<8.0	<80	<80	<80	--	--	--
PSG-11-21	PSG-11-21-15	01/21/2022	15.0	**455**	**4.0**	**19**	**8.0**	<4.0	**282**	<4.0	**17,500**	<4.0	<40	<40	<40	--	--	--
PSG-11-21	PSG-11-21-15	05/06/2022	15.0	**598**	**6.0**	**18**	**11**	**4.0**	**318**	<4.0	**22,200**	<4.0	<40	<40	<40	--	--	--
PSG-11-21	PSG-11-21-15	08/29/2022	15.0	**560 J+**	<100	<20	<100	<100	**360**	<100	**18,000**	<10	--	--	--	--	--	<100
PSG-11-22	PSG-11-22-5	03/04/2019	5.0	**1,170**	<8.0	<8.0	<8.0	<8.0	**196**	<8.0	**6,510**	<8.0	<80	<80	<80	--	--	--
PSG-11-22	PSG-11-22-5	07/16/2019	5.0	**861**	<8.0	<8.0	<8.0	<8.0	**340**	<8.0	**9,260**	<8.0	<80	<80	<80	--	--	--
PSG-11-22	PSG-11-22-5	01/28/2020	5.0	**630**	<8.0	<8.0	<8.0	<8.0	**194**	<8.0	**5,900**	<8.0	<80	<80	<80	--	--	--
PSG-11-22	PSG-11-22-5	05/22/2020	5.0	**486 J-**	<8.0	<8.0	<8.0	<8.0	**299**	<8.0	**8,230**	<8.0	<80	<80	<80	--	--	--
PSG-11-22	PSG-11-22-5	08/25/2020	5.0	**767**	**4.0 J**	<8.0	<8.0	**4.0 J**	**354**	<8.0	**15,000**	<8.0	<80	<80	<80	--	--	--
PSG-11-22	PSG-11-22-5	01/26/2021	5.0	**457**	<8.0	<8.0	<8.0	<8.0	**188**	<8.0	**5,770**	<8.0	<80	<80	<80	--	--	--
PSG-11-22	PSG-11-22-5	05/25/2021	5.0	**549**	**3.0 J**	<8.0	**3.0 J**	<8.0	**267**	<8.0	**8,330**	<8.0	<80	<80	<80	--	--	--
PSG-11-22	PSG-11-22-5	09/09/2021	5.0	**638**	**2.0 J**	<8.0	<8.0	<8.0	**337**	<8.0	**10,500**	<8.0	<80	<80	<80	--	--	--
PSG-11-22	PSG-11-22-5	01/21/2022	5.0	**456**	<4.0	<4.0	<4.0	<4.0	**168**	<4.0	**5,880**	<4.0	<40	<40	<40	--	--	--
PSG-11-22	PSG-11-22-5 REP	01/21/2022	5.0	**385**	<4.0	<4.0	<4.0	<4.0	**141**	<4.0	**5,070**	<4.0	<40	<40	<40	--	--	--
PSG-11-22	PSG-11-22-5	05/06/2022	5.0	**596**	<4.0	<4.0	<4.0	<4.0	**244**	<4.0	**10,100**	<4.0	<40	<40	<40	--	--	--
PSG-11-22	PSG-11-22-5	08/29/2022	5.0	**470 J+**	<100	<20	<100	<100	**300**	<100	**7,300**	<10	--	--	--	--	--	<100
PSG-11-22	PSG-11-22-15	03/04/2019	15.0	**2,180**	**9.0**	<8.0	**15**	<8.0	**441**	<8.0	**20,500**	<8.0	<80	<80	<80	--	--	--
PSG-11-22	PSG-11-22-15	07/16/2019	15.0	**1,850**	**8.0 J**	<8.0	**18**	<8.0	**498**	<8.0	**18,600**	<8.0	<80	<80	<80	--	--	--
PSG-11-22	PSG-11-22-15	01/28/2020	15.0	**1,490**	**11**	<8.0	**19**	**7.0 J**	**447**	<8.0	**17,900**	<8.0	<80	<80	<80	--	--	--
PSG-11-22	PSG-11-22-15	05/22/2020	15.0	**1,020 J-**	<8.0	<8.0	**15**	<8.0	**431**	<8.0	**16,600**	<8.0	<80	<80	<80	--	--	--
PSG-11-22	PSG-11-22-15 REP	05/22/2020	15.0	**960 J-**	<8.0	<8.0	**14**	<8.0	**431**	<8.0	**16,500**	<8.0	<80	<80	<80	--	--	--
PSG-11-22	PSG-11-22-15	08/25/2020	15.0	**1,690**	<8.0	<8.0	**19**	**9.0**	**443**	<8.0	**22,200**	<8.0	<80	<80	<80	--	--	--
PSG-11-22	PSG-11-22-15	01/26/2021	15.0	**1,460**	<8.0	<8.0	**18**	<8.0	**494**	<8.0	**20,000**	<8.0	<80	<80	<80	--	--	--
PSG-11-22	PSG-11-22-15	05/25/2021	15.0	**1,370**	**9.0**	<8.0	**18**	<8.0	**422**	<8.0	**17,000**	<8.0	<80	<80	<80	--	--	--

TABLE A-5

HISTORICAL PERIMETER SOIL GAS SAMPLING RESULTS
Former Ford Aeronutronic Facility
Newport Beach, California

Sampling Location	Sample ID	Date Sampled [2]	Depth of Sample (feet bgs)	Volatile Organic Compounds [1] (µg/m³)									Leak Detection Compounds [1]					
				1,1-DCE	1,1-DCA	1,2-DCA	cis-1,2-DCE	trans-1,2-DCE	PCE	1,1,1-TCA	TCE	Vinyl Chloride	Heptane (µg/m³)	Hexane (µg/m³)	Pentane (µg/m³)	Helium (ppmv)	TFA (µg/m³)	DFA (µg/m³)
PSG-11-22	PSG-11-22-15	09/09/2021	15.0	**1,610**	**8.0 J**	<8.0	**19**	<8.0	**481**	<8.0	**20,100**	<8.0	<80	<80	<80	--	--	--
PSG-11-22	PSG-11-22-15	01/21/2022	15.0	**933**	<4.0	<4.0	**11**	<4.0	**289**	<4.0	**13,000**	<4.0	<40	<40	<40	--	--	--
PSG-11-22	PSG-11-22-15	05/06/2022	15.0	**1,350**	**8.0**	<4.0	**15**	**5.0**	**353**	<4.0	**19,700**	<4.0	<40	<40	<40	--	--	--
PSG-11-22	PSG-11-22-15	08/29/2022	15.0	**1,200 J+**	<100	<20	<100	<100	**420**	<100	**14,000**	<10	--	--	--	--	--	<100
PSG-11-23	PSG-11-23-5	03/04/2019	5.0	**1,250**	<8.0	<8.0	<8.0	<8.0	**152**	<8.0	**3,840**	<8.0	<80	<80	<80	--	--	--
PSG-11-23	PSG-11-23-5	07/17/2019	5.0	**911**	<8.0	<8.0	<8.0	<8.0	**213**	<8.0	**4,810**	<8.0	<80	<80	<80	--	--	--
PSG-11-23	PSG-11-23-5	01/28/2020	5.0	**644**	<8.0	<8.0	<8.0	<8.0	**171**	<8.0	**3,210**	<8.0	<80	<80	<80	--	--	--
PSG-11-23	PSG-11-23-5	05/21/2020	5.0	**485 J-**	<8.0	<8.0	<8.0	<8.0	**211**	<8.0	**4,560**	<8.0	<80	<80	<80	--	--	--
PSG-11-23	PSG-11-23-5	08/14/2020	5.0	**427**	<8.0	<8.0	<8.0	<8.0	**202**	<8.0	**4,570**	<8.0	<80	<80	<80	--	--	--
PSG-11-23	PSG-11-23-5	01/26/2021	5.0	**432**	<8.0	<8.0	<8.0	<8.0	**119**	<8.0	**2,840**	<8.0	<80	<80	<80	--	--	--
PSG-11-23	PSG-11-23-5	05/25/2021	5.0	**554**	<8.0	<8.0	<8.0	<8.0	**176**	<8.0	**3,850**	<8.0	<80	<80	<80	--	--	--
PSG-11-23	PSG-11-23-5 REP	05/25/2021	5.0	**564**	**3.0 J**	<8.0	<8.0	<8.0	**176**	<8.0	**3,870**	<8.0	<80	<80	<80	--	--	--
PSG-11-23	PSG-11-23-5	09/09/2021	5.0	**1,060**	**3.0 J**	<8.0	<8.0	<8.0	**311**	<8.0	**7,130**	<8.0	<80	<80	<80	--	--	--
PSG-11-23	PSG-11-23-5	05/06/2022	5.0	**546**	<4.0	<4.0	<4.0	<4.0	**141**	<4.0	**3,990**	<4.0	<40	<40	<40	--	--	--
PSG-11-23	PSG-11-23-5	08/29/2022	5.0	**500 J+**	<100	<20	<100	<100	**190**	<100	**3,700**	<10	--	--	--	--	--	<100
PSG-11-23	PSG-11-23-15	03/04/2019	15.0	**1,090**	<8.0	<8.0	<8.0	<8.0	**103**	<8.0	**3,510**	<8.0	<80	<80	<80	--	--	--
PSG-11-23	PSG-11-23-15	08/29/2022	15.0	**600 J+**	<100	<20	<100	<100	**130**	<100	**3,200**	<10	--	--	--	--	--	<100
PSG-11-24	PSG-11-24-5	03/04/2019	5.0	**801**	**7.0 J**	<8.0	<8.0	<8.0	**185**	<8.0	**4,740**	<8.0	<80	<80	<80	--	--	--
PSG-11-24	PSG-11-24-5	07/17/2019	5.0	**490**	**6.0 J**	<8.0	<8.0	<8.0	**270**	<8.0	**5,290**	<8.0	<80	<80	<80	--	--	--
PSG-11-24	PSG-11-24-5 REP	07/17/2019	5.0	**472**	**6.0 J**	<8.0	<8.0	<8.0	**262**	<8.0	**5,190**	<8.0	<80	<80	<80	--	--	--
PSG-11-24	PSG-11-24-5	01/29/2020	5.0	**388**	<8.0	<8.0	<8.0	<8.0	**156**	<8.0	**3,080**	<8.0	<80	<80	<80	--	--	--
PSG-11-24	PSG-11-24-5	05/21/2020	5.0	**230 J-**	<8.0	<8.0	<8.0	<8.0	**214**	<8.0	**4,390**	<8.0	<80	<80	<80	--	--	--
PSG-11-24	PSG-11-24-5	08/14/2020	5.0	**358**	<8.0	<8.0	<8.0	<8.0	**243**	<8.0	**5,000**	<8.0	<80	<80	<80	--	--	--
PSG-11-24	PSG-11-24-5	01/26/2021	5.0	**305**	<8.0	<8.0	<8.0	<8.0	**160**	<8.0	**3,120**	<8.0	<80	<80	<80	--	--	--
PSG-11-24	PSG-11-24-5	05/25/2021	5.0	**290**	**6.0 J**	<8.0	<8.0	<8.0	**202**	<8.0	**3,890**	<8.0	<80	<80	<80	--	--	--
PSG-11-24	PSG-11-24-5	09/09/2021	5.0	**334**	**3.0 J**	<8.0	<8.0	<8.0	**262**	**5.0 J**	**4,860**	<8.0	<80	<80	<80	--	--	--
PSG-11-24	PSG-11-24-5	01/21/2022	5.0	**292**	**4.0**	<4.0	<4.0	<4.0	**142**	**4.0**	**3,210**	<4.0	<40	<40	<40	--	--	--
PSG-11-24	PSG-11-24-5	05/06/2022	5.0	**277**	**5.0**	<4.0	<4.0	<4.0	**162**	**4.0**	**3,890**	<4.0	<40	<40	<40	--	--	--
PSG-11-24	PSG-11-24-5 REP	05/06/2022	5.0	**291**	**5.0**	<4.0	<4.0	<4.0	**170**	**4.0**	**4,020**	<4.0	<40	<40	<40	--	--	--
PSG-11-24	PSG-11-24-5	08/29/2022	5.0	**240 J+**	<100	<20	<100	<100	**240**	<100	**3,600**	<10	--	--	--	--	--	<100
PSG-11-24	PSG-11-24-15	03/04/2019	15.0	**2,010**	**33**	<8.0	**38**	**7.0 J**	**355**	<8.0	**11,800**	<8.0	<80	<80	<80	--	--	--
PSG-11-24	PSG-11-24-15	07/17/2019	15.0	**2,060**	**34**	<8.0	**46**	<8.0	**388**	<8.0	**11,300**	<8.0	<80	<80	<80	--	--	--
PSG-11-24	PSG-11-24-15	01/29/2020	15.0	**1,470**	**33**	<8.0	**49**	**10**	**383**	<8.0	**9,680**	<8.0	<80	<80	<80	--	--	--
PSG-11-24	PSG-11-24-15 REP	01/29/2020	15.0	**1,560**	**30**	<8.0	**40**	**10**	**364**	<8.0	**8,780**	<8.0	<80	<80	<80	--	--	--
PSG-11-24	PSG-11-24-15	05/21/2020	15.0	**824 J-**	**27**	<8.0	**38**	**6.0 J**	**323**	<8.0	**8,910**	<8.0	<80	<80	<80	--	--	--
PSG-11-24	PSG-11-24-15	08/14/2020	15.0	**1,490**	**23**	<8.0	**37**	<8.0	**335**	<8.0	**10,100**	<8.0	<80	<80	<80	--	--	--
PSG-11-24	PSG-11-24-15	01/26/2021	15.0	**1,200**	**7.0 J**	<8.0	**34**	**6.0 J**	**318**	<8.0	**9,440**	**5.0 J**	<80	<80	<80	--	--	--
PSG-11-24	PSG-11-24-15	05/25/2021	15.0	**1,170**	**26**	<8.0	**32**	**4.0 J**	**284**	<8.0	**8,490**	<8.0	<80	<80	<80	--	--	--
PSG-11-24	PSG-11-24-15	08/29/2022	15.0	**990 J+**	<100	<20	<100	<100	**310**	<100	**7,000**	<10	--	--	--	--	--	<100
PSG-11-26	PSG-11-26-5	03/04/2019	5.0	<8.0	<8.0	<8.0	<8.0	<8.0	**23**	<8.0	**55**	<8.0	<80	<80	<80	--	--	--
PSG-11-26	PSG-11-26-5	07/17/2019	5.0	<8.0	<8.0	<8.0	<8.0	<8.0	**15**	<8.0	**47**	<8.0	<80	<80	<80	--	--	--
PSG-11-26	PSG-11-26-5	01/29/2020	5.0	<8.0	<8.0	<8.0	<8.0	<8.0	**39**	<8.0	<8.0	<8.0	<80	<80	<80	--	--	--
PSG-11-26	PSG-11-26-5	05/21/2020	5.0	<8.0 UJ	<8.0	<8.0	<8.0	<8.0	**24**	<8.0	**55**	<8.0	<80	<80	<80	--	--	--
PSG-11-26	PSG-11-26-5	08/14/2020	5.0	<8.0	<8.0	<8.0	<8.0	<8.0	<8.0	<8.0	**12**	<8.0	<80	<80	<80	--	--	--
PSG-11-26	PSG-11-26-5	01/26/2021	5.0	<8.0	<8.0	<8.0	<8.0	<8.0	**14**	<8.0	**22**	<8.0	<80	<80	<80	--	--	--
PSG-11-26	PSG-11-26-5	05/25/2021	5.0	<8.0	<8.0	<8.0	<8.0	<8.0	**12**	<8.0	**20**	<8.0	<80	<80	<80	--	--	--
PSG-11-26	PSG-11-26-5	09/09/2021	5.0	**6.0 J**	<8.0	<8.0	<8.0	**12**	**12 J**	<8.0	**22**	<8.0	<80	<80	<80	--	--	--
PSG-11-26	PSG-11-26-5	01/21/2022	5.0	<4.0	<4.0	<4.0	<4.0	<4.0	**18**	<4.0	**23**	<4.0	<40	<40	<40	--	--	--
PSG-11-26	PSG-11-26-5	05/05/2022	5.0	<4.0	<4.0	<4.0	<4.0	<4.0	**10**	<4.0	**29**	<4.0	<40	<40	<40	--	--	--
PSG-11-26	PSG-11-26-5	08/30/2022	5.0	<100	<100	<20	<100	<100	<20	<100	<20	<10	--	--	--	--	--	<100

TABLE A-5

HISTORICAL PERIMETER SOIL GAS SAMPLING RESULTS
Former Ford Aeronutronic Facility
Newport Beach, California

Sampling Location	Sample ID	Date Sampled [2]	Depth of Sample (feet bgs)	Volatile Organic Compounds [1] (µg/m³)									Leak Detection Compounds [1]					
				1,1-DCE	1,1-DCA	1,2-DCA	cis-1,2-DCE	trans-1,2-DCE	PCE	1,1,1-TCA	TCE	Vinyl Chloride	Heptane (µg/m³)	Hexane (µg/m³)	Pentane (µg/m³)	Helium (ppmv)	TFA (µg/m³)	DFA (µg/m³)
PSG-11-26	PSG-11-26-5 REP	08/30/2022	5.0	<100	<100	<20	<100	<100	<20	<100	<20	<10	--	--	--	--	--	<100
PSG-11-26	PSG-11-26-15	03/04/2019	15.0	**606**	**75**	<8.0	**34**	<8.0	**620**	<8.0	**7,490**	<8.0	<80	<80	<80	--	--	--
PSG-11-26	PSG-11-26-15	07/17/2019	15.0	**487**	**72**	<8.0	**39**	<8.0	**615**	<8.0	**6,480**	<8.0	<80	<80	<80	--	--	--
PSG-11-26	PSG-11-26-15	01/29/2020	15.0	**282**	**70**	<8.0	**34**	<8.0	**538**	<8.0	**5,410**	<8.0	<80	<80	<80	--	--	--
PSG-11-26	PSG-11-26-15	05/21/2020	15.0	**264 J-**	**75**	<8.0	**43**	<8.0	**534**	<8.0	**5,970**	<8.0	<80	<80	<80	--	--	--
PSG-11-26	PSG-11-26-15	08/14/2020	15.0	**455**	**51**	<8.0	**25**	<8.0	**496**	<8.0	**5,360**	<8.0	<80	<80	<80	--	--	--
PSG-11-26	PSG-11-26-15	01/26/2021	15.0	**297**	**22**	<8.0	**18**	<8.0	**513**	<8.0	**4,940**	**11**	<80	<80	<80	--	--	--
PSG-11-26	PSG-11-26-15 REP	01/26/2021	15.0	**323**	**22**	<8.0	**24**	<8.0	**542**	<8.0	**5,140**	**12**	<80	<80	<80	--	--	--
PSG-11-26	PSG-11-26-15	05/25/2021	15.0	**335**	**54**	<8.0	**28**	<8.0	**472**	<8.0	**4,830**	<8.0	<80	<80	<80	--	--	--
PSG-11-26	PSG-11-26-15	09/09/2021	15.0	**349**	**64**	<8.0	**23**	<8.0	**577 J**	<8.0	**5,660**	<8.0	<80	<80	<80	--	--	--
PSG-11-26	PSG-11-26-15 REP	09/09/2021	15.0	**347**	**66**	<8.0	**20**	<8.0	**594 J**	<8.0	**5,790**	<8.0	<80	<80	<80	--	--	--
PSG-11-26	PSG-11-26-15	01/21/2022	15.0	**157**	**48**	<4.0	**9.0**	<4.0	**458**	**5.0**	**4,460**	<4.0	<40	<40	<40	--	--	--
PSG-11-26	PSG-11-26-15	05/05/2022	15.0	**157**	**46**	<4.0	**8.0**	<4.0	**422**	<4.0	**4,310**	<4.0	<40	<40	<40	--	--	--
PSG-11-26	PSG-11-26-15	08/30/2022	15.0	**170 J+**	<100	<20	<100	<100	**420**	<100	**3,000**	<10	--	--	--	--	--	<100
PSG-11-27	PSG-11-27-5	03/04/2019	5.0	**800**	**18**	<8.0	**5.0 J**	<8.0	**276**	<8.0	**3,090**	<8.0	<80	<80	<80	--	--	--
PSG-11-27	PSG-11-27-5 REP	03/04/2019	5.0	**803**	**18**	<8.0	**5.0 J**	<8.0	**290**	<8.0	**3,070**	<8.0	<80	<80	<80	--	--	--
PSG-11-27	PSG-11-27-5	07/17/2019	5.0	**716**	**20**	<8.0	**11**	<8.0	**406**	**13**	**3,590**	<8.0	<80	<80	<80	--	--	--
PSG-11-27	PSG-11-27-5	01/29/2020	5.0	**440**	**6.0 J**	<8.0	**7.0 J**	<8.0	**245**	<8.0	**1,960**	<8.0	<80	<80	<80	--	--	--
PSG-11-27	PSG-11-27-5	05/21/2020	5.0	**365 J-**	**11**	<8.0	**5.0 J**	<8.0	**312**	**10**	**2,790**	<8.0	<80	<80	<80	--	--	--
PSG-11-27	PSG-11-27-5	08/14/2020	5.0	**541**	<8.0	<8.0	<8.0	<8.0	**354**	<8.0	**3,210**	<8.0	<80	<80	<80	--	--	--
PSG-11-27	PSG-11-27-5	01/26/2021	5.0	**326**	<8.0	<8.0	<8.0	<8.0	**247**	<8.0	**2,030**	<8.0	<80	<80	<80	--	--	--
PSG-11-27	PSG-11-27-5	05/25/2021	5.0	**375**	**14**	<8.0	**5.0 J**	<8.0	**284**	<8.0	**2,370**	<8.0	<80	<80	<80	--	--	--
PSG-11-27	PSG-11-27-5	09/09/2021	5.0	**427**	**17**	<8.0	**8.0 J**	<8.0	**444 J**	**14**	**3,450**	<8.0	<80	<80	<80	--	--	--
PSG-11-27	PSG-11-27-5	01/21/2022	5.0	**297**	**12**	<4.0	**4.0**	<4.0	**217**	**10**	**2,040**	<4.0	<40	<40	<40	--	--	--
PSG-11-27	PSG-11-27-5	05/05/2022	5.0	**340**	**13**	<4.0	**6.0**	<4.0	**223**	**10**	**2,240**	<4.0	<40	<40	<40	--	--	--
PSG-11-27	PSG-11-27-5	08/30/2022	5.0	**330 J+**	<100	<20	<100	<100	**380**	<100	**2,500**	<10	--	--	--	--	--	<100
PSG-11-27	PSG-11-27-15	03/04/2019	15.0	**1,630**	**56**	<8.0	**42**	<8.0	**416**	<8.0	**6,680**	<8.0	<80	<80	<80	--	--	--
PSG-11-27	PSG-11-27-15	07/17/2019	15.0	**1,230**	**40**	<8.0	**39**	<8.0	**412**	<8.0	**5,090**	<8.0	<80	<80	<80	--	--	--
PSG-11-27	PSG-11-27-15	01/29/2020	15.0	**1,010**	**44**	<8.0	**37**	<8.0	**355**	<8.0	**4,410**	<8.0	<80	<80	<80	--	--	--
PSG-11-27	PSG-11-27-15	05/21/2020	15.0	**595 J-**	**41**	<8.0	**39**	<8.0	**399**	<8.0	**4,790**	<8.0	<80	<80	<80	--	--	--
PSG-11-27	PSG-11-27-15	08/14/2020	15.0	**917**	**31**	<8.0	**30**	<8.0	**333**	<8.0	**4,420**	<8.0	<80	<80	<80	--	--	--
PSG-11-27	PSG-11-27-15	01/26/2021	15.0	**855**	**15**	<8.0	**31**	<8.0	**401**	<8.0	**4,820**	**6.0 J**	<80	<80	<80	--	--	--
PSG-11-27	PSG-11-27-15	05/25/2021	15.0	**753**	**36**	<8.0	**34**	<8.0	**336**	<8.0	**4,190**	<8.0	<80	<80	<80	--	--	--
PSG-11-27	PSG-11-27-15 REP	05/25/2021	15.0	**759**	**34**	<8.0	**33**	<8.0	**336**	<8.0	**4,090**	<8.0	<80	<80	<80	--	--	--
PSG-11-27	PSG-11-27-15	09/09/2021	15.0	**846**	**43**	<8.0	**31**	**5.0 J**	**427 J**	**8.0**	**5180**	<8.0	<80	<80	<80	--	--	--
PSG-11-27	PSG-11-27-15	01/21/2022	15.0	**720**	**35**	<4.0	**28**	**5.0**	**343**	**8.0**	**4,540**	<4.0	<40	<40	<40	--	--	--
PSG-11-27	PSG-11-27-15	05/05/2022	15.0	**699**	**34**	<4.0	**25**	**5.0**	**294**	**7.0**	**4,240**	<4.0	<40	<40	<40	--	--	--
PSG-11-27	PSG-11-27-15	08/30/2022	15.0	**650 J+**	<100	<20	<100	<100	**310**	<100	**3,400**	<10	--	--	--	--	--	<100
PSG-11-28	PSG-11-28-5	03/07/2019	5.0	**162**	<8.0	<8.0	<8.0	<8.0	**67**	<8.0	**371**	<8.0	<80	<80	<80	--	--	--
PSG-11-28	PSG-11-28-5	07/17/2019	5.0	**187**	<8.0	<8.0	<8.0	<8.0	**203**	<8.0	**785**	<8.0	<80	<80	<80	--	--	--
PSG-11-28	PSG-11-28-5	01/29/2020	5.0	**117**	<8.0	<8.0	<8.0	<8.0	**123**	<8.0	**419**	<8.0	<80	<80	<80	--	--	--
PSG-11-28	PSG-11-28-5	05/21/2020	5.0	**89 J-**	<8.0	<8.0	<8.0	<8.0	**169**	<8.0	**633**	<8.0	<80	<80	<80	--	--	--
PSG-11-28	PSG-11-28-5	08/14/2020	5.0	**107**	<8.0	<8.0	<8.0	<8.0	**203**	<8.0	**746**	<8.0	<80	<80	<80	--	--	--
PSG-11-28	PSG-11-28-5	01/26/2021	5.0	**85**	<8.0	<8.0	<8.0	<8.0	**128**	<8.0	**468**	<8.0	<80	<80	<80	--	--	--
PSG-11-28	PSG-11-28-5	05/25/2021	5.0	**104**	<8.0	<8.0	<8.0	<8.0	**165**	<8.0	**593**	<8.0	<80	<80	<80	--	--	--
PSG-11-28	PSG-11-28-5	09/09/2021	5.0	**115**	<8.0	<8.0	<8.0	<8.0	**255 J**	**8.0 J**	**806**	<8.0	<80	<80	<80	--	--	--
PSG-11-28	PSG-11-28-5	01/21/2022	5.0	**66**	<4.0	<4.0	<4.0	<4.0	**96**	<4.0	**368**	<4.0	<40	<40	<40	--	--	--
PSG-11-28	PSG-11-28-5	05/05/2022	5.0	**68**	<4.0	<4.0	<4.0	<4.0	**119**	<4.0	**400**	<4.0	<40	<40	<40	--	--	--
PSG-11-28	PSG-11-28-5	08/30/2022	5.0	<100	<100	<20	<100	<100	**210**	<100	**490**	<10	--	--	--	--	--	<100
PSG-11-28	PSG-11-28-15	03/07/2019	15.0	**764**	**15**	<8.0	**7.0 J**	<8.0	**217**	<8.0	**2,190**	<8.0	<80	<80	<80	--	--	--

TABLE A-5

HISTORICAL PERIMETER SOIL GAS SAMPLING RESULTS
Former Ford Aeronutronic Facility
Newport Beach, California

Sampling Location	Sample ID	Date Sampled [2]	Depth of Sample (feet bgs)	Volatile Organic Compounds [1] (µg/m³)									Leak Detection Compounds [1]					
				1,1-DCE	1,1-DCA	1,2-DCA	cis-1,2-DCE	trans-1,2-DCE	PCE	1,1,1-TCA	TCE	Vinyl Chloride	Heptane (µg/m³)	Hexane (µg/m³)	Pentane (µg/m³)	Helium (ppmv)	TFA (µg/m³)	DFA (µg/m³)
PSG-11-28	PSG-11-28-15 REP	03/07/2019	15.0	**853**	**17**	<8.0	**7.0 J**	<8.0	**265**	<8.0	**2,500**	<8.0	<80	<80	<80	--	--	--
PSG-11-28	PSG-11-28-15	07/17/2019	15.0	**704**	**13**	<8.0	**5.0 J**	<8.0	**280**	<8.0	**2,110**	<8.0	<80	<80	<80	--	--	--
PSG-11-28	PSG-11-28-15	01/29/2020	15.0	**592**	**6.0 J**	<8.0	**3.0 J**	<8.0	**355**	<8.0	**1,800**	<8.0	<80	<80	<80	--	--	--
PSG-11-28	PSG-11-28-15	05/21/2020	15.0	**305 J-**	**5.0 J**	<8.0	<8.0	<8.0	**276**	<8.0	**1,860**	<8.0	<80	<80	<80	--	--	--
PSG-11-28	PSG-11-28-15	08/14/2020	15.0	**523**	**5.0 J**	<8.0	<8.0	<8.0	**268**	<8.0	**1,830**	<8.0	<80	<80	<80	--	--	--
PSG-11-28	PSG-11-28-15	01/26/2021	15.0	**459**	<8.0	<8.0	<8.0	<8.0	**298**	<8.0	**1,930**	<8.0	<80	<80	<80	--	--	--
PSG-11-28	PSG-11-28-15	05/25/2021	15.0	**416**	**11**	<8.0	<8.0	<8.0	**257**	<8.0	**1,660**	<8.0	<80	<80	<80	--	--	--
PSG-11-28	PSG-11-28-15	09/09/2021	15.0	**483**	**14**	<8.0	**3.0 J**	<8.0	**338 J**	<8.0	**2,230**	<8.0	<80	<80	<80	--	--	--
PSG-11-28	PSG-11-28-15	01/21/2022	15.0	**355**	**9.0**	<4.0	<4.0	<4.0	**237**	<4.0	**1,710**	<4.0	<40	<40	<40	--	--	--
PSG-11-28	PSG-11-28-15	05/05/2022	15.0	**360**	**10**	<4.0	<4.0	<4.0	**214**	<4.0	**1,560**	<4.0	<40	<40	<40	--	--	--
PSG-11-28	PSG-11-28-15	08/30/2022	15.0	**350 J+**	<100	<20	<100	<100	**250**	<100	**1,400**	<10	--	--	--	--	--	<100
PSG-11-29	PSG-11-29-5	03/07/2019	5.0	**95**	<8.0	<8.0	<8.0	<8.0	**159**	<8.0	**234**	<8.0	<80	<80	<80	--	--	--
PSG-11-29	PSG-11-29-5	07/12/2019	5.0	**62**	<8.0	<8.0	<8.0	<8.0	**320**	<8.0	**326**	<8.0	<80	<80	<80	--	--	--
PSG-11-29	PSG-11-29-5	02/07/2020	5.0	**40**	<8.0	<8.0	<8.0	<8.0	**167**	<8.0	**164**	<8.0	<80	<80	<80	--	--	--
PSG-11-29	PSG-11-29-5	05/21/2020	5.0	**23 J-**	<8.0	<8.0	<8.0	<8.0	**263**	<8.0	**205**	<8.0	<80	<80	<80	--	--	--
PSG-11-29	PSG-11-29-5	08/14/2020	5.0	**19**	<8.0	<8.0	<8.0	<8.0	**252**	<8.0	**200**	<8.0	<80	<80	<80	--	--	--
PSG-11-29	PSG-11-29-5	01/26/2021	5.0	**14 R**	<8.0 R	<8.0 R	<8.0 R	<8.0 R	**126 R**	<8.0 R	**107 R**	<8.0 R	**58,200**	**32,900**	**13,500**	**--**	**--**	--
PSG-11-29	PSG-11-29-5	05/25/2021	5.0	**16**	**5.0 J**	<8.0	<8.0	<8.0	**223**	<8.0	**157**	<8.0	<80	<80	<80	--	--	--
PSG-11-29	PSG-11-29-5	09/09/2021	5.0	**23**	<8.0	<8.0	<8.0	<8.0	**261 J**	<8.0	**186**	<8.0	<80	<80	<80	--	--	--
PSG-11-29	PSG-11-29-5	01/21/2022	5.0	**17**	<4.0	<4.0	<4.0	<4.0	**107**	<4.0	**91**	<4.0	<40	<40	<40	--	--	--
PSG-11-29	PSG-11-29-5	05/05/2022	5.0	**19**	<4.0	<4.0	<4.0	<4.0	**182**	<4.0	**144**	<4.0	<40	<40	<40	--	--	--
PSG-11-29	PSG-11-29-5	08/30/2022	5.0	<100	<100	<20	<100	<100	**210**	<100	**140**	<10	--	--	--	--	--	<100
PSG-11-29	PSG-11-29-15	03/07/2019	15.0	**204**	<8.0	<8.0	<8.0	<8.0	**389**	<8.0	**692**	<8.0	<80	<80	<80	--	--	--
PSG-11-29	PSG-11-29-15	07/12/2019	15.0	**156**	<8.0	<8.0	<8.0	<8.0	**369**	<8.0	**549**	<8.0	<80	<80	<80	--	--	--
PSG-11-29	PSG-11-29-15 REP	07/12/2019	15.0	**167**	<8.0	<8.0	<8.0	<8.0	**367**	<8.0	**578**	<8.0	<80	<80	<80	--	--	--
PSG-11-29	PSG-11-29-15	02/07/2020	15.0	**131**	<8.0	<8.0	<8.0	<8.0	**334**	<8.0	**528**	<8.0	<80	<80	<80	--	--	--
PSG-11-29	PSG-11-29-15	05/21/2020	15.0	<8.0 UJ	<8.0	<8.0	<8.0	<8.0	**307**	<8.0	**455**	<8.0	<80	<80	<80	--	--	--
PSG-11-29	PSG-11-29-15	08/14/2020	15.0	**105**	<8.0	<8.0	<8.0	<8.0	**285**	<8.0	**449**	<8.0	<80	<80	<80	--	--	--
PSG-11-29	PSG-11-29-15	01/26/2021	15.0	**91**	<8.0	<8.0	<8.0	<8.0	**304**	<8.0	**418**	<8.0	<80	<80	<80	--	--	--
PSG-11-29	PSG-11-29-15	05/25/2021	15.0	**107**	**7.0 J**	<8.0	<8.0	<8.0	**276**	<8.0	**387**	<8.0	<80	<80	<80	--	--	--
PSG-11-29	PSG-11-29-15	09/09/2021	15.0	**88**	**2.0 J**	<8.0	<8.0	<8.0	**299 J**	<8.0	**429**	<8.0	<80	<80	<80	--	--	--
PSG-11-29	PSG-11-29-15	01/21/2022	15.0	**66**	<4.0	<4.0	<4.0	<4.0	**237**	<4.0	**361**	<4.0	<40	<40	<40	--	--	--
PSG-11-29	PSG-11-29-15	05/05/2022	15.0	**68**	<4.0	<4.0	<4.0	<4.0	**211**	<4.0	**334**	<4.0	<40	<40	<40	--	--	--
PSG-11-29	PSG-11-29-15	08/30/2022	15.0	<100	<100	<20	<100	<100	**250**	<100	**310**	<10	--	--	--	--	--	<100
PSG-11-30	PSG-11-30-5	03/07/2019	5.0	**70**	<8.0	<8.0	<8.0	<8.0	**1,690**	<8.0	**136**	<8.0	<80	<80	<80	--	--	--
PSG-11-30	PSG-11-30-5	07/12/2019	5.0	**47**	<8.0	<8.0	<8.0	<8.0	**3,470**	<8.0	**147**	<8.0	<80	<80	<80	--	--	--
PSG-11-30	PSG-11-30-5	02/07/2020	5.0	**44**	<8.0	<8.0	<8.0	<8.0	**1,880**	<8.0	**106**	<8.0	<80	<80	<80	--	--	--
PSG-11-30	PSG-11-30-5	05/21/2020	5.0	**32 J-**	<8.0	<8.0	<8.0	<8.0	**2,480**	<8.0	**123**	<8.0	<80	<80	<80	--	--	--
PSG-11-30	PSG-11-30-5	08/14/2020	5.0	**27**	<8.0	<8.0	<8.0	<8.0	**2,570**	<8.0	**116**	<8.0	<80	<80	<80	--	--	--
PSG-11-30	PSG-11-30-5	01/26/2021	5.0	**31**	<8.0	<8.0	<8.0	<8.0	**1,690**	<8.0	**95**	<8.0	<80	<80	<80	--	--	--
PSG-11-30	PSG-11-30-5	05/25/2021	5.0	**31**	**5.0 J**	<8.0	<8.0	<8.0	**2,300**	**5.0 J**	**106**	<8.0	<80	<80	<80	--	--	--
PSG-11-30	PSG-11-30-5	09/09/2021	5.0	**30**	<8.0	<8.0	<8.0	<8.0	**3,400 J**	<8.0	**126**	<8.0	<80	<80	<80	--	--	--
PSG-11-30	PSG-11-30-5	01/24/2022	5.0	**24**	<4.0	<4.0	<4.0	<4.0	**1,320 J**	<4.0	**73 J**	<4.0	<40	<40	<40	--	--	--
PSG-11-30	PSG-11-30-5	05/05/2022	5.0	**16**	<4.0	<4.0	<4.0	<4.0	**1,250**	<4.0	**60**	<4.0	<40	<40	<40	--	--	--
PSG-11-30	PSG-11-30-5 REP	05/05/2022	5.0	**15**	<4.0	<4.0	<4.0	<4.0	**1,210**	<4.0	**59**	<4.0	<40	<40	<40	--	--	--
PSG-11-30	PSG-11-30-5	08/30/2022	5.0	<100	<100	<20	<100	<100	**2,700**	<100	**89**	<10	--	--	--	--	--	<100
PSG-11-30	PSG-11-30-15	03/07/2019	15.0	**154**	<8.0	<8.0	<8.0	<8.0	**905**	<8.0	**255**	<8.0	<80	<80	<80	--	--	--
PSG-11-30	PSG-11-30-15	07/12/2019	15.0	**142**	<8.0	<8.0	<8.0	<8.0	**1,290**	<8.0	**236**	<8.0	<80	<80	<80	--	--	--
PSG-11-30	PSG-11-30-15	02/07/2020	15.0	**119**	<8.0	<8.0	<8.0	<8.0	**1,150**	<8.0	**235**	<8.0	<80	<80	<80	--	--	--
PSG-11-30	PSG-11-30-15	05/21/2020	15.0	**75 J-**	<8.0	<8.0	<8.0	<8.0	**1,000**	<8.0	**228**	<8.0	<80	<80	<80	--	--	--

TABLE A-5

HISTORICAL PERIMETER SOIL GAS SAMPLING RESULTS
Former Ford Aeronutronic Facility
Newport Beach, California

Sampling Location	Sample ID	Date Sampled [2]	Depth of Sample (feet bgs)	Volatile Organic Compounds [1] (µg/m³)									Leak Detection Compounds [1]					
				1,1-DCE	1,1-DCA	1,2-DCA	cis-1,2-DCE	trans-1,2-DCE	PCE	1,1,1-TCA	TCE	Vinyl Chloride	Heptane (µg/m³)	Hexane (µg/m³)	Pentane (µg/m³)	Helium (ppmv)	TFA (µg/m³)	DFA (µg/m³)
PSG-11-30	PSG-11-30-15 REP	05/21/2020	15.0	**67 J-**	<8.0	<8.0	<8.0	<8.0	**1,030**	<8.0	**229**	<8.0	<80	<80	<80	--	--	--
PSG-11-30	PSG-11-30-15	08/14/2020	15.0	**84**	<8.0	<8.0	<8.0	<8.0	**966**	<8.0	**209**	<8.0	<80	<80	<80	--	--	--
PSG-11-30	PSG-11-30-15 REP	08/14/2020	15.0	**85**	<8.0	<8.0	<8.0	<8.0	**988**	<8.0	**226**	<8.0	<80	<80	<80	--	--	--
PSG-11-30	PSG-11-30-15	01/26/2021	15.0	**97**	<8.0	<8.0	<8.0	<8.0	**1,030**	<8.0	**221**	<8.0	<80	<80	<80	--	--	--
PSG-11-30	PSG-11-30-15 REP	01/26/2021	15.0	**93**	<8.0	<8.0	<8.0	<8.0	**1,020**	<8.0	**225**	<8.0	<80	<80	<80	--	--	--
PSG-11-30	PSG-11-30-15	05/25/2021	15.0	**105**	**7.0 J**	<8.0	<8.0	<8.0	**954**	<8.0	**217**	<8.0	<80	<80	<80	--	--	--
PSG-11-30	PSG-11-30-15	09/09/2021	15.0	**93**	<8.0	<8.0	<8.0	<8.0	**1,150 J**	<8.0	**246**	<8.0	<80	<80	<80	--	--	--
PSG-11-30	PSG-11-30-15	01/24/2022	15.0	**78**	<4.0	<4.0	<4.0	<4.0	**940 J**	<4.0	**204 J**	<4.0	<40	<40	<40	--	--	--
PSG-11-30	PSG-11-30-15 REP	01/24/2022	15.0	**70**	<4.0	<4.0	<4.0	<4.0	**820 J**	<4.0	**182 J**	<4.0	<40	<40	<40	--	--	--
PSG-11-30	PSG-11-30-15	05/05/2022	15.0	**73**	<4.0	<4.0	<4.0	<4.0	**701**	<4.0	**180**	<4.0	<40	<40	<40	--	--	--
PSG-11-30	PSG-11-30-15	08/30/2022	15.0	<100	<100	<20	<100	<100	**1,000**	<100	**170**	<10	--	--	--	--	--	<100
13.11-PSG-NE	13.11-PSG-NE	09/12/2018	5.0	**71**	<2.1	<2.1	<2.1	<2.1	**14**	<2.8	**36**	<1.3	--	--	--	<250	--	--
13.11-PSG-W	13.11-PSG-W	09/12/2018	5.0	**59**	<2.0	<2.0	<2.0	<2.0	**20**	<2.7	**85**	<1.3	--	--	--	<250	--	--
13.11-PSG-SW	13.11-PSG-SW	09/12/2018	5.0	**41**	<2.0	<2.0	<2.0	<2.0	**14**	<2.7	**13**	<1.3	--	--	--	<250	--	--
13.11-PSG-SE	13.11-PSG-SE	09/12/2018	5.0	**96**	<2.0	<2.0	<2.0	<2.0	**42**	<2.7	**130**	<1.3	--	--	--	<250	--	--
13.28-PSG-S	13.28-PSG-S-090718	09/07/2018	5.0	**11**	<3.9	<3.9	<3.8	<3.8	**24**	**8.1**	<5.1	<2.4	--	--	--	<250	--	--
13.28-PSG-S	13.28-PSG-S-101618	10/16/2018	5.0	<5.7	<5.9	<5.9	<5.7	<5.7	**33**	<7.9	**76**	<3.7	--	--	--	1,940	--	--
13.28-PSG-S	13.28-PSG-S-5	05/08/2019	5.0	<3.2	<3.3	<3.3	<3.2	<3.2	<5.5	<4.4	<4.4	<2.1	--	--	--	660	--	--
13.28-PSG-E	13.28-PSG-E-090718	09/07/2018	5.0	<3.0	<3.1	<3.1	<3.0	<3.0	**27**	**6.9**	<4.1	<1.9	--	--	--	<250	--	--
13.28-PSG-E	13.28-PSG-E-101618	10/16/2018	5.0	<5.9	<6.0	<6.0	<5.9	<5.9	**14**	<8.1	**37**	<3.8	--	--	--	6,960	--	--
13.28-PSG-E	13.28-PSG-E1-101618	10/16/2018	5.0	<4.0	<4.1	<4.1	<4.0	<4.0	**10**	<5.5	<5.4	<2.6	--	--	--	6,970	--	--
13.28-PSG-NW	13.28-PSG-NW-090718	09/07/2018	5.0	<2.2	<2.2	<2.2	<2.2	<2.2	**5.5**	<3.0	<2.9	<1.4	--	--	--	<250	--	--
13.28-PSG-NW	13.28-PSG-NW-101618	10/16/2018	5.0	<4.7 R	<4.8 R	<4.8 R	<4.7 R	<4.7 R	<8.1 R	<6.5 R	<6.4 R	<3.1 R	--	--	--	6,110	--	--
13.28-PSG-SW	13.28-PSG-SW-090718	09/07/2018	5.0	<2.3 R	<2.4 R	<2.4 R	<2.3 R	<2.3 R	<4.0 R	<3.2 R	<3.2 R	<1.5 R	--	--	--	20,700	--	--
13.28-PSG-SW	13.28-PSG-SW-101618	10/16/2018	5.0	<2.0	<2.0	<2.0	<2.0	<2.0	<3.4	<2.7	<2.7	<1.3	--	--	--	<250	--	--
13.28-PSG-SW	13.28-PSG-SW-5	05/08/2019	5.0	<2.0	<2.0	<2.0	<2.0	<2.0	<3.4	<2.7	<2.7	<1.3	--	--	--	<100	--	--
13.34-PSG-NE	13.34-PSG-NE-5	04/23/2019	5.0	**24**	<2.0	<2.0	<2.0	<2.0	**80**	<2.7	**880**	<1.3	--	--	--	<100	--	--
13.34-PSG-NE	13.34-PSG-NE-5	10/28/2019	5.0	**2.5**	<2.0	<2.0	<2.0	<2.0	**74**	<2.7	**200**	<1.3	--	--	--	<250	--	--
13.34-PSG-NE	13.34-PSG-NE-15	04/23/2019	15.0	**44**	<4.8	<4.8	<4.7	<4.7	**77**	<6.4	**1,700**	<3.0	--	--	--	108	--	--
13.34-PSG-NE	13.34-PSG-NE-15	10/28/2019	15.0	**56**	**6.6**	<2.0	<2.0	<2.0	**150**	<2.7	**2,700**	<1.3	--	--	--	<250	--	--
13.34-PSG1-SW	13.34-PSG1-SW-5	04/23/2019	5.0	<2.0	<2.0	<2.0	<2.0	<2.0	**4.8**	<2.7	<2.7	<1.3	--	--	--	<100	--	--
13.34-PSG11-SW	13.34-PSG11-SW-5	04/23/2019	5.0	<2.0	<2.0	<2.0	<2.0	<2.0	**4.2**	<2.7	<2.7	<1.3	--	--	--	<100	--	--
13.34-PSG-SW	13.34-PSG-SW-5	10/28/2019	5.0	<2.0	<2.0	<2.0	<2.0	<2.0	**6.6**	<2.7	<2.7	<1.3	--	--	--	710	--	--
13.34-PSG-SW	13.34-PSG-SW-15	04/23/2019	15.0	**30**	<2.0	<2.0	<2.0	<2.0	**52**	<2.7	**360**	<1.3	--	--	--	<100	--	--
13.34-PSG-SW	13.34-PSG-SW-15	10/28/2019	15.0	**26**	<2.0	<2.0	<2.0	<2.0	**55**	<2.7	**260**	<1.3	--	--	--	<250	--	--
13.35-PSG-N	13.35-PSG-N-5-121818	12/18/2018	5.0	**2.3**	<2.0	<2.0	<2.0	<2.0	**16**	<2.7	**69**	<1.3	--	--	--	<100	--	--
13.35-PSG-N	13.35-PSG-N-5-072419	07/24/2019	5.0	**4.2**	<2.1	<2.1	<2.1	<2.1	**34**	<2.8	**110**	<1.3	--	--	--	<250	--	--
13.35-PSG-N	13.35-PSG-N-15-121818	12/18/2018	15.0	**26**	<2.0	<2.0	<2.0	<2.0	**46**	<2.7	**520**	<1.3	--	--	--	<100	--	--
13.35-PSG-N	13.35-PSG-N-15-072419	07/24/2019	15.0	**23**	<2.6	<2.6	<2.5	<2.5	**49**	<3.5	**490**	<1.6	--	--	--	<250	--	--
13.35-PSG-E	13.35-PSG-E-5-121818	12/18/2018	5.0	<2.0	<2.1	<2.1	<2.0	<2.0	**14**	<2.8	<2.7	<1.3	--	--	--	<100	--	--
13.35-PSG-E	13.35-PSG-E-5-072419	07/24/2019	5.0	<2.0	<2.0	<2.0	<2.0	<2.0	**15**	<2.7	<2.7	<1.3	--	--	--	<250	--	--
13.35-PSG-E	13.35-PSG-E-15-121818	12/18/2018	15.0	**35**	<2.0	<2.0	<2.0	<2.0	**70**	<2.7	**560**	<1.3	--	--	--	<100	--	--
13.35-PSG-E	13.35-PSG-E-15-072419	07/24/2019	15.0	**25**	<2.0	<2.0	<2.0	<2.0	**62**	<2.7	**390**	<1.3	--	--	--	<250	--	--
13.52-PSG-N	13.52-PSG-N-15	11/08/2018	15.0	**18**	<2.0	<2.0	<2.0	<2.0	**63**	<2.8	**360**	<1.3	--	--	--	<100	--	--
13.52-PSG-N	13.52-PSG-N151-052119	05/21/2019	15.0	**15**	<2.0	<2.0	<2.0	<2.0	**56**	<2.7	**280**	<1.3	--	--	--	3,680	--	--
13.52-PSG-N	13.52-PSG-N1511-052119	05/21/2019	15.0	**16**	<2.0	<2.0	<2.0	<2.0	**50**	<2.7	**270**	<1.3	--	--	--	168	--	--
13.52-PSG-N	13.52-PSG-N-15-050622	05/06/2022	15.0	**8.8**	<2.0	<2.0	<2.0	<2.0	**48**	<2.7	**210**	<1.3				<250		--
13.52-PSG-N	13.52-PSG-N-15-060322	06/03/2022	15.0	**5.0**	<2.0	<2.0	<2.0	<2.0	**92**	<2.7	**170**	<1.3	**--**	**--**	**--**	**<250**	**--**	--
13.52-PSG-S	13.52-PSG-S-5	11/08/2018	5.0	**760**	**5.6**	<2.0	**18**	<2.0	**120**	<2.7	**2,900**	<1.3	--	--	--	4,690	--	--
13.52-PSG-S	13.52-PSG-S5-052119	05/21/2019	5.0	**870**	**6.0**	<2.0	**19**	<2.0	**120**	<2.7	**3,400**	<1.3	--	--	--	378	--	--

TABLE A-5

HISTORICAL PERIMETER SOIL GAS SAMPLING RESULTS
Former Ford Aeronutronic Facility
Newport Beach, California

Sampling Location	Sample ID	Date Sampled [2]	Depth of Sample (feet bgs)	Volatile Organic Compounds [1] (µg/m³)									Leak Detection Compounds [1]					
				1,1-DCE	1,1-DCA	1,2-DCA	cis-1,2-DCE	trans-1,2-DCE	PCE	1,1,1-TCA	TCE	Vinyl Chloride	Heptane (µg/m³)	Hexane (µg/m³)	Pentane (µg/m³)	Helium (ppmv)	TFA (µg/m³)	DFA (µg/m³)
13.52-PSG-S	13.52-PSG-S-5-050622	05/06/2022	5.0	**470**	**3.4**	<2.0	**13**	<2.0	**100**	<2.7	**1,900**	<1.3	--	--	--	<250	--	--
13.52-PSG-S	13.52-PSG-S-5-060322	06/03/2022	5.0	**400**	**3.2**	<2.0	**12**	<2.0	**92**	<2.7	**1,800**	<1.3	**--**	**--**	**--**	**<250**	**--**	--
13.52-PSG-S	13.52-PSG-S-15	11/08/2018	15.0	**860**	**7.0**	<2.0	**7.3**	<2.0	**140**	<2.7	**3,600**	<1.3	--	--	--	<100	--	--
13.52-PSG-S	13.52-PSG-S15-052119	05/21/2019	15.0	**990**	**7.2**	<2.0	**6.9**	<2.0	**140**	<2.7	**3,700**	<1.3	--	--	--	106	--	--
13.52-PSG-S	13.52-PSG-S-15-050622	05/06/2022	15.0	**480**	**3.8**	<2.0	**5.0**	<2.0	**100**	<2.7	**2,000**	<1.3	--	--	--	<250	--	--
13.52-PSG-S	13.52-PSG-S-15-060322	06/03/2022	15.0	**460**	**3.6**	<2.0	**5.0**	<2.0	**93**	<2.7	**2,000**	<1.3	**--**	**--**	**--**	**<250**	**--**	--
13.79-PSG-N	13.79-PSG-N-5-010319	01/03/2019	5.0	**25**	<2.0	<2.0	<2.0	<2.0	**170**	<2.7	**260**	<1.3	--	--	--	<100	--	--
13.79-PSG-N	13.79-PSG1-N-5-061419	06/14/2019	5.0	**23 J**	<2.0	<2.0	**2.8**	<2.0	**610**	<2.7	**440**	<1.3	--	--	--	176	--	--
13.79-PSG-N	13.79-PSG11-N-5-061419	06/14/2019	5.0	**17 J**	<2.0	<2.0	<2.0	<2.0	**550**	<2.7	**430**	<1.3	--	--	--	171	--	--
13.79-PSG-N	13.79-PSG-N-15-010319	01/03/2019	15.0	**35**	<2.0	<2.0	<2.0	<2.0	**610**	<2.7	**1,100**	<1.3	--	--	--	<100	--	--
13.79-PSG-N	13.79-PSG-N-15-061419	06/14/2019	15.0	**18**	<2.1	<2.1	<2.0	<2.0	**570**	<2.8	**460**	<1.3	--	--	--	<100	--	--
13.79-PSG-N	13.79-PSG-N-15-051922	05/19/2022	15.0	**21**	<2.0	<2.0	<2.0	<2.0	**580**	<2.7	**510**	<1.3				<250		--
13.128-PSG-N	13.128-PSG-N-101718	10/17/2018	5.0	**12**	<3.3	<3.3	**8.2**	<3.2	**7.7**	<4.4	**27**	<2.1	--	--	--	728	--	--
13.128-PSG-N	13.128-PSG-N-010522	01/05/2022	5.0	<3.0	<3.1	<3.1	**6.1**	<3.0	<5.2	<4.2	**4.7**	<1.9	--	--	--	<250	--	--
13.128-PSG-NE	13.128-PSG-NE-101718	10/17/2018	5.0	<4.3	<4.4	<4.4	<4.3	<4.3	<7.3	<5.9	**46**	<2.8	--	--	--	988	--	--
13.128-PSG-W	13.128-PSG-W-101718	10/17/2018	5.0	**280**	**4.2**	**5.7**	**25**	**8.7**	**41**	<3.7	**650**	**10**	--	--	--	3,350	--	--
13.128-PSG-W	13.128-PSG-W-061319	06/13/2019	5.0	**150**	<5.4	<5.4	**18**	<5.3	**150**	<7.2	**360**	**13**	--	--	--	220	--	--
13.128-PSG-W	13.128-PSG-W-102120	10/21/2020	5.0	**64**	<5.6	<5.6	**10**	<5.5	<9.5	<7.6	**110**	<3.6	--	--	--	300	--	--
13.128-PSG-W	13.128-PSG-W-010522	01/05/2022	5.0	**77**	**2.0**	<2.0	**2.9**	<2.0	**38**	<2.7	**340**	<1.3	--	--	--	<250	--	--
13.128-PSG-W	13.128-PSG-W-060822	06/08/2022	5.0	**5.7**	<2.0	<2.0	<2.0	<2.0	**18**	<2.7	**120**	<1.3	**--**	**--**	**--**	<250	**--**	--
13.128-PSG-W	13.128-PSG-W-120122	12/01/2022	5.0	**15**	<2.0	<2.0	**6.4**	<2.0	**21**	<2.7	**190**	<1.3	--	--	--	<250	--	--
13.128-PSG-S	13.128-PSG-S-101718	10/17/2018	5.0	**820**	**11**	**18**	**32**	**3.2**	**420**	<2.7	**2,000**	**1.9**	--	--	--	<250	--	--
13.128-PSG-S	13.128-PSG-S-112718	11/27/2018	5.0	**1,100**	**10**	**16**	**30**	**3.4**	**410**	<2.7	**3,000**	<1.3	--	--	--	<100	--	--
13.128-PSG-S	13.128-PSG-S-061319	06/13/2019	5.0	**1,400**	**13**	**18**	**41**	**4.1**	**470**	<2.7	**3,400**	**2.1**	--	--	--	<100	--	--
13.128-PSG-S	13.128-PSG-S-102120	10/21/2020	5.0	**1,200**	**14**	**13**	**53**	<2.0	**430**	<2.7	**3,200**	<1.3	--	--	--	<250	--	--
13.128-PSG-S	13.128-PSG-S-052621	05/26/2021	5.0	**1,200**	**8.9**	**11**	**36**	**3.0**	**420**	<2.7	**2,800**	**1.5**	--	--	--	<250	--	--
13.128-PSG-S	13.128-PSG-S-010522	01/05/2022	5.0	**430**	**5.2**	**9.6**	**14**	<2.0	**180**	<2.7	**1,000**	<1.3	--	--	--	<250	--	--
13.128-PSG-S	13.128-PSG-S-060822	06/08/2022	5.0	**650**	<20	<20	<20	<20	**250**	<27	**1,600**	<13	**--**	**--**	**--**	<250	**--**	--
13.128-PSG-S	13.128-PSG-S-120122	12/01/2022	5.0	**1,500**	**10**	**22**	**22**	**2.9**	**410**	<2.7	**3,500**	<1.3	--	--	--	<250	--	--
PSG-16-01	PSG-16-01-5.5	04/19/2019	5.5	<8.0	<8.0	<8.0	<8.0	<8.0	<8.0	<8.0	<8.0	<8.0	<80	<80	<80	--	--	--
PSG-16-01	PSG-16-01-5.5 REP	04/19/2019	5.5	<8.0	<8.0	<8.0	<8.0	<8.0	<8.0	<8.0	<8.0	<8.0	<80	<80	<80	--	--	--
PSG-16-01	PSG-16-01-5.5	07/11/2019	5.5	<8.0	<8.0	<8.0	<8.0	<8.0	<8.0	<8.0	<8.0	<8.0	<80	<80	<80	--	--	--
PSG-16-01	PSG-16-01-5.5	02/06/2020	5.5	<8.0	<8.0	<8.0	<8.0	<8.0	<8.0	<8.0	<8.0	<8.0	<80	<80	<80	--	--	--
PSG-16-01	PSG-16-01-5.5	05/26/2020	5.5	<8.0 UJ	<8.0	<8.0	<8.0	<8.0	<8.0	<8.0	<8.0	<8.0	<80	<80	<80	--	--	--
PSG-16-01	PSG-16-01-5.5	08/18/2020	5.5	<8.0	<8.0	<8.0	<8.0	<8.0	<8.0	<8.0	<8.0	<8.0	<80	<80	<80	--	--	--
PSG-16-01	PSG-16-01-5.5 REP	08/18/2020	5.5	<8.0	<8.0	<8.0	<8.0	<8.0	<8.0	<8.0	<8.0	<8.0	<80	<80	<80	--	--	--
PSG-16-01	PSG-16-01-5.5	01/05/2021	5.5	<8.0	<8.0	<8.0	<8.0	<8.0	<8.0	<8.0	<8.0	<8.0	<80	<80	<80	--	--	--
PSG-16-01	PSG-16-01-5.5	06/04/2021	5.5	<8.0	<8.0	<8.0	<8.0	<8.0	<8.0	<8.0	<8.0	<8.0	<80	<80	<80	--	--	--
PSG-16-01	PSG-16-01-5.5	09/07/2021	5.5	<8.0	<8.0	<8.0	<8.0	<8.0	<8.0	<8.0	<8.0	<8.0	<80	<80	<80	--	--	--
PSG-16-01	PSG-16-01-5.5	02/07/2022	5.5	<4.0	<4.0 UJ	<4.0	<4.0	<4.0	<4.0	<4.0	<4.0 UJ	<4.0	<40	<40	<40	--	--	--
PSG-16-01	PSG-16-01-5.5 REP	02/07/2022	5.5	<4.0	<4.0 UJ	<4.0	<4.0	<4.0	<4.0	<4.0	<4.0 UJ	<4.0	<40	<40	<40	--	--	--
PSG-16-01	PSG-16-01-5.5	05/16/2022	5.5	<4.0	<4.0	<4.0	<4.0	<4.0	<4.0	<4.0	<4.0 UJ	<4.0 UJ	<40	<40	<40	--	--	--
PSG-16-01	PSG-16-01-5.5 REP	05/16/2022	5.5	<4.0	<4.0	<4.0	<4.0	<4.0	<4.0	<4.0	<4.0 UJ	<4.0 UJ	<40	<40	<40	--	--	--
PSG-16-02	PSG-16-02-5	04/19/2019	5.0	<8.0	<8.0	<8.0	<8.0	<8.0	<8.0	<8.0	<8.0	<8.0	<80	<80	<80	--	--	--
PSG-16-02	PSG-16-02-5	07/11/2019	5.0	<8.0	<8.0	<8.0	<8.0	<8.0	<8.0	<8.0	<8.0	<8.0	<80	<80	<80	--	--	--
PSG-16-02	PSG-16-02-5	02/06/2020	5.0	<8.0	<8.0	<8.0	<8.0	<8.0	<8.0	<8.0	<8.0	<8.0	<80	<80	<80	--	--	--
PSG-16-02	PSG-16-02-5	05/26/2020	5.0	<8.0 UJ	<8.0	<8.0	<8.0	<8.0	<8.0	<8.0	<8.0	<8.0	<80	<80	<80	--	--	--
PSG-16-02	PSG-16-02-5	08/18/2020	5.0	<8.0	<8.0	<8.0	<8.0	<8.0	<8.0	<8.0	**6.0 J**	<8.0	<80	<80	<80	--	--	--
PSG-16-02	PSG-16-02-5	01/05/2021	5.0	<8.0	<8.0	<8.0	<8.0	<8.0	<8.0	<8.0	<8.0	<8.0	<80	<80	<80	--	--	--
PSG-16-02	PSG-16-02-5	06/04/2021	5.0	<8.0	<8.0	<8.0	<8.0	<8.0	<8.0	<8.0	<8.0	<8.0 UJ	<80	<80	<80	--	--	--

TABLE A-5

HISTORICAL PERIMETER SOIL GAS SAMPLING RESULTS
Former Ford Aeronutronic Facility
Newport Beach, California

Sampling Location	Sample ID	Date Sampled [2]	Depth of Sample (feet bgs)	Volatile Organic Compounds [1] (µg/m³)									Leak Detection Compounds [1]					
				1,1-DCE	1,1-DCA	1,2-DCA	cis-1,2-DCE	trans-1,2-DCE	PCE	1,1,1-TCA	TCE	Vinyl Chloride	Heptane (µg/m³)	Hexane (µg/m³)	Pentane (µg/m³)	Helium (ppmv)	TFA (µg/m³)	DFA (µg/m³)
PSG-16-02	PSG-16-02-5 REP	06/04/2021	5.0	<8.0	<8.0	<8.0	<8.0	<8.0	<8.0	<8.0	<8.0	<8.0 UJ	<80	<80	<80	--	--	--
PSG-16-02	PSG-16-02-5	09/07/2021	5.0	<8.0	<8.0	<8.0	<8.0	<8.0	<8.0 UJ	<8.0	<8.0	<8.0	<80	<80	<80	--	--	--
PSG-16-02	PSG-16-02-5 REP	09/07/2021	5.0	<8.0	<8.0	<8.0	<8.0	<8.0	<8.0 UJ	<8.0	<8.0	<8.0	<80	<80	<80	--	--	--
PSG-16-02	PSG-16-02-5	02/07/2022	5.0	<4.0	<4.0 UJ	<4.0	<4.0	<4.0	<4.0	<4.0	<4.0 UJ	<4.0	<40	<40	<40	--	--	--
PSG-16-02	PSG-16-02-5 REP	02/07/2022	5.0	<4.0	<4.0 UJ	<4.0	<4.0	<4.0	<4.0	<4.0	<4.0 UJ	<4.0	<40	<40	<40	--	--	--
PSG-16-02	PSG-16-02-5	05/16/2022	5.0	<4.0	<4.0	<4.0	<4.0	<4.0	<4.0	<4.0	<4.0 UJ	<4.0 UJ	<40	<40	<40	--	--	--
PSG-16-02	PSG-16-02-5	10/06/2022	5.0	<100	<100	<20	<100	<100	<20	<100	<20	<10	--	--	--	--	--	<100
PSG-16-02	PSG-16-02-15	07/11/2019	15.0	<8.0	<8.0	<8.0	<8.0	<8.0	<8.0	<8.0	<8.0	<8.0	<80	<80	<80	--	--	--
PSG-16-02	PSG-16-02-15	02/06/2020	15.0	<8.0	<8.0	<8.0	<8.0	<8.0	<8.0	<8.0	<8.0	<8.0	<80	<80	<80	--	--	--
PSG-16-02	PSG-16-02-15 REP	02/06/2020	15.0	<8.0	<8.0	<8.0	<8.0	<8.0	<8.0	<8.0	<8.0	<8.0	<80	<80	<80	--	--	--
PSG-16-03	PSG-16-03-5	04/19/2019	5.0	<8.0	<8.0	<8.0	<8.0	<8.0	<8.0	<8.0	<8.0	<8.0	<80	<80	<80	--	--	--
PSG-16-03	PSG-16-03-5	07/11/2019	5.0	<8.0	<8.0	<8.0	<8.0	<8.0	<8.0	<8.0	<8.0	<8.0	<80	<80	<80	--	--	--
PSG-16-03	PSG-16-03-5	02/06/2020	5.0	<8.0	<8.0	<8.0	<8.0	<8.0	<8.0	<8.0	<8.0	<8.0	<80	<80	<80	--	--	--
PSG-16-03	PSG-16-03-5	05/26/2020	5.0	<8.0 UJ	<8.0	<8.0	<8.0	<8.0	<8.0	<8.0	<8.0	<8.0	<80	<80	<80	--	--	--
PSG-16-03	PSG-16-03-5	08/18/2020	5.0	<8.0	<8.0	<8.0	<8.0	<8.0	**7.0 J**	<8.0	**5.0 J**	<8.0	<80	<80	<80	--	--	--
PSG-16-03	PSG-16-03-5	01/05/2021	5.0	<8.0	<8.0	<8.0	<8.0	<8.0	**4.0 J**	<8.0	<8.0	<8.0	<80	<80	<80	--	--	--
PSG-16-03	PSG-16-03-5	06/04/2021	5.0	<8.0	<8.0	<8.0	<8.0	<8.0	**6.0 J**	<8.0	<8.0	<8.0	<80	<80	<80	--	--	--
PSG-16-03	PSG-16-03-5	09/07/2021	5.0	<8.0	<8.0	<8.0	<8.0	<8.0	**10 J**	<8.0	<8.0	<8.0	<80	<80	<80	--	--	--
PSG-16-03	PSG-16-03-5	02/07/2022	5.0	<4.0	<4.0 UJ	<4.0	<4.0	<4.0	<4.0	<4.0	<4.0 UJ	<4.0	<40	<40	<40	--	--	--
PSG-16-03	PSG-16-03-5	05/16/2022	5.0	<4.0	<4.0	<4.0	<4.0	<4.0	**6.0**	<4.0	<4.0 UJ	<4.0 UJ	<40	<40	<40	--	--	--
PSG-16-03	PSG-16-03-15	04/19/2019	15.0	<8.0	<8.0	<8.0	<8.0	<8.0	<8.0	<8.0	<8.0	<8.0	<80	<80	<80	--	--	--
PSG-16-03	PSG-16-03-15	07/11/2019	15.0	<8.0	<8.0	<8.0	<8.0	<8.0	**15**	<8.0	<8.0	<8.0	<80	<80	<80	--	--	--
PSG-16-03	PSG-16-03-15	02/06/2020	15.0	<8.0	<8.0	<8.0	<8.0	<8.0	**5.0 J**	<8.0	<8.0	<8.0	<80	<80	<80	--	--	--
PSG-16-03	PSG-16-03-15	05/26/2020	15.0	<8.0 UJ	<8.0	<8.0	<8.0	<8.0	<8.0	<8.0	<8.0	<8.0	<80	<80	<80	--	--	--
PSG-16-03	PSG-16-03-15	06/04/2021	15.0	<8.0	<8.0	<8.0	<8.0	<8.0	**11**	<8.0	<8.0	<8.0	<80	<80	<80	--	--	--
PSG-16-03	PSG-16-03-15	05/16/2022	15.0	<4.0	<4.0	<4.0	<4.0	<4.0	**8.0**	<4.0	<4.0 UJ	<4.0 UJ	<40	<40	<40	--	--	--
PSG-16-04	PSG-16-04-5	04/19/2019	5.0	<8.0	<8.0	<8.0	<8.0	<8.0	<8.0	<8.0	<8.0	<8.0	<80	<80	<80	--	--	--
PSG-16-04	PSG-16-04-5	07/11/2019	5.0	<8.0	<8.0	<8.0	<8.0	<8.0	<8.0	<8.0	<8.0	<8.0	<80	<80	<80	--	--	--
PSG-16-04	PSG-16-04-5	02/06/2020	5.0	<8.0	<8.0	<8.0	<8.0	<8.0	<8.0	<8.0	<8.0	<8.0	<80	<80	<80	--	--	--
PSG-16-04	PSG-16-04-5	05/26/2020	5.0	<8.0 UJ	<8.0	<8.0	<8.0	<8.0	<8.0	<8.0	<8.0	<8.0	<80	<80	<80	--	--	--
PSG-16-04	PSG-16-04-5 REP	05/26/2020	5.0	<8.0 UJ	<8.0	<8.0	<8.0	<8.0	<8.0	<8.0	<8.0	<8.0	<80	<80	<80	--	--	--
PSG-16-04	PSG-16-04-5	08/18/2020	5.0	<8.0	<8.0	<8.0	<8.0	<8.0	<8.0	<8.0	<8.0	<8.0	<80	<80	<80	--	--	--
PSG-16-04	PSG-16-04-5	01/05/2021	5.0	<8.0	<8.0	<8.0	<8.0	<8.0	<8.0	<8.0	<8.0	<8.0	<80	<80	<80	--	--	--
PSG-16-04	PSG-16-04-5	06/04/2021	5.0	<8.0	<8.0	<8.0	<8.0	<8.0	<8.0	<8.0	<8.0	<8.0 UJ	<80	<80	<80	--	--	--
PSG-16-04	PSG-16-04-5	09/07/2021	5.0	<8.0	<8.0	<8.0	<8.0	<8.0	<8.0 UJ	<8.0	<8.0	<8.0	<80	<80	<80	--	--	--
PSG-16-04	PSG-16-04-5	02/07/2022	5.0	<4.0	<4.0 UJ	<4.0	<4.0	<4.0	<4.0	<4.0	<4.0 UJ	<4.0	<40	<40	<40	--	--	--
PSG-16-04	PSG-16-04-5	05/16/2022	5.0	<4.0	<4.0	<4.0	<4.0	<4.0	<4.0	<4.0	<4.0 UJ	<4.0 UJ	<40	<40	<40	--	--	--
PSG-16-04	PSG-16-04-5	10/06/2022	5.0	<100	<100	<20	<100	<100	<20	<100	<20	<10	--	--	--	--	--	<100
PSG-16-05	PSG-16-05-5	04/19/2019	5.0	<8.0	<8.0	<8.0	<8.0	<8.0	<8.0	<8.0	**613**	<8.0	<80	<80	<80	--	--	--
PSG-16-05	PSG-16-05-5	07/11/2019	5.0	<8.0	<8.0	<8.0	<8.0	<8.0	<8.0	<8.0	**570**	<8.0	<80	<80	<80	--	--	--
PSG-16-05	PSG-16-05-5 REP	07/11/2019	5.0	<8.0	<8.0	<8.0	<8.0	<8.0	<8.0	<8.0	**547**	<8.0	<80	<80	<80	--	--	--
PSG-16-05	PSG-16-05-5	02/06/2020	5.0	<8.0	<8.0	<8.0	<8.0	<8.0	<8.0	<8.0	**410**	<8.0	<80	<80	<80	--	--	--
PSG-16-05	PSG-16-05-5	05/26/2020	5.0	<8.0 UJ	<8.0	<8.0	<8.0	<8.0	<8.0	<8.0	**372**	<8.0	<80	<80	<80	--	--	--
PSG-16-05	PSG-16-05-5	08/18/2020	5.0	<8.0	<8.0	<8.0	<8.0	<8.0	<8.0	<8.0	**374**	<8.0	<80	<80	<80	--	--	--
PSG-16-05	PSG-16-05-5	01/05/2021	5.0	<8.0	<8.0	<8.0	<8.0	<8.0	<8.0	<8.0	**293**	<8.0	<80	<80	<80	--	--	--
PSG-16-05	PSG-16-05-5	06/04/2021	5.0	<8.0	<8.0	<8.0	<8.0	**4.0 J**	**6.0 J**	<8.0	**282**	<8.0	<80	<80	<80	--	--	--
PSG-16-05	PSG-16-05-5	09/07/2021	5.0	<8.0	<8.0	<8.0	<8.0	<8.0	<8.0 UJ	<8.0	**284**	<8.0	<80	<80	<80	--	--	--
PSG-16-05	PSG-16-05-5	02/07/2022	5.0	<4.0	<4.0 UJ	<4.0	<4.0	<4.0	<4.0	<4.0	**186 J**	<4.0	<40	<40	<40	--	--	--
PSG-16-05	PSG-16-05-5	05/18/2022	5.0	<4.0	<4.0	<4.0	<4.0	<4.0	<4.0	<4.0	**198**	<4.0	<40	<40	<40	--	--	--
PSG-16-06	PSG-16-06-5.5	04/19/2019	5.5	<8.0	<8.0	<8.0	<8.0	<8.0	<8.0	<8.0	**783**	<8.0	<80	<80	<80	--	--	--

TABLE A-5

HISTORICAL PERIMETER SOIL GAS SAMPLING RESULTS
Former Ford Aeronutronic Facility
Newport Beach, California

Sampling Location	Sample ID	Date Sampled [2]	Depth of Sample (feet bgs)	Volatile Organic Compounds [1] (µg/m³)									Leak Detection Compounds [1]					
				1,1-DCE	1,1-DCA	1,2-DCA	cis-1,2-DCE	trans-1,2-DCE	PCE	1,1,1-TCA	TCE	Vinyl Chloride	Heptane (µg/m³)	Hexane (µg/m³)	Pentane (µg/m³)	Helium (ppmv)	TFA (µg/m³)	DFA (µg/m³)
PSG-16-06	PSG-16-06-5.5	07/11/2019	5.5	<8.0	<8.0	<8.0	<8.0	<8.0	<8.0	<8.0	**708**	<8.0	<80	<80	<80	--	--	--
PSG-16-06	PSG-16-06-5.5	02/06/2020	5.5	<8.0	<8.0	<8.0	<8.0	<8.0	<8.0	<8.0	**709**	<8.0	<80	<80	<80	--	--	--
PSG-16-06	PSG-16-06-5.5	05/26/2020	5.5	<8.0 UJ	<8.0	<8.0	<8.0	<8.0	<8.0	<8.0	**502**	<8.0	<80	<80	<80	--	--	--
PSG-16-06	PSG-16-06-5.5	06/25/2020	5.5	<8.0	<8.0	<8.0	<8.0	<8.0	<8.0	<8.0	**529**	<8.0	<80	<80	<80	--	--	--
PSG-16-06	PSG-16-06-5.5	08/18/2020	5.5	<8.0	<8.0	<8.0	<8.0	<8.0	**6.0 J**	<8.0	**643**	<8.0	<80	<80	<80	--	--	--
PSG-16-06	PSG-16-06-5.5 REP	08/18/2020	5.5	<8.0	<8.0	<8.0	<8.0	<8.0	**6.0 J**	<8.0	**719**	<8.0	<80	<80	<80	--	--	--
PSG-16-06	PSG-16-06-5.5	10/28/2020	5.5	<8.0	<8.0	<8.0	<8.0	<8.0	<8.0	<8.0	**557**	<8.0	<80	<80	<80	--	--	--
PSG-16-06	PSG-16-06-5.5	11/16/2020	5.5	<8.0	<8.0	<8.0	<8.0	<8.0	<8.0	<8.0	**353**	<8.0	<80	<80	<80	--	--	--
PSG-16-06	PSG-16-06-5.5	01/05/2021	5.5	<8.0	<8.0	<8.0	<8.0	<8.0	<8.0	<8.0	**382**	<8.0	<80	<80	<80	--	--	--
PSG-16-06	PSG-16-06-5.5 REP	01/05/2021	5.5	<8.0	<8.0	<8.0	<8.0	<8.0	<8.0	<8.0	**380**	<8.0	<80	<80	<80	--	--	--
PSG-16-06	PSG-16-06-5.5	06/04/2021	5.5	<8.0	<8.0	<8.0	<8.0	<8.0	<8.0	<8.0	**379**	<8.0 UJ	<80	<80	<80	--	--	--
PSG-16-06	PSG-16-06-5.5	09/07/2021	5.5	<8.0	<8.0	<8.0	<8.0	<8.0	<8.0 UJ	<8.0	**471**	<8.0	<80	<80	<80	--	--	--
PSG-16-06	PSG-16-06-5.5	02/07/2022	5.5	<4.0	<4.0 UJ	<4.0	<4.0	<4.0	<4.0	<4.0	**337 J**	<4.0	<40	<40	<40	--	--	--
PSG-16-06	PSG-16-06-5.5	05/16/2022	5.5	<4.0	<4.0	<4.0	<4.0	<4.0	**6.0**	<4.0	**330 J**	<4.0 UJ	<40	<40	<40	--	--	--
PSG-16-06	PSG-16-06-5.5	10/06/2022	5.5	<100 R	<100 R	<20 R	<100 R	<100 R	<20 R	<100 R	**270 R**	<10 R	--	--	--	--	--	**200**
PSG-16-07	PSG-16-07-5	04/19/2019	5.0	<8.0	<8.0	<8.0	<8.0	<8.0	<8.0	<8.0	<8.0	<8.0	<80	<80	<80	--	--	--
PSG-16-07	PSG-16-07-5	07/11/2019	5.0	<8.0	<8.0	<8.0	<8.0	<8.0	<8.0	<8.0	<8.0	<8.0	<80	<80	<80	--	--	--
PSG-16-07	PSG-16-07-5	02/06/2020	5.0	<8.0	<8.0	<8.0	<8.0	<8.0	<8.0	<8.0	<8.0	<8.0	<80	<80	<80	--	--	--
PSG-16-07	PSG-16-07-5	05/26/2020	5.0	<8.0	<8.0	<8.0	<8.0	<8.0	<8.0	<8.0	<8.0	**3.0 J**	<80	<80	<80	--	--	--
PSG-16-07	PSG-16-07-5	08/18/2020	5.0	<8.0	<8.0	<8.0	<8.0	<8.0	<8.0	<8.0	<8.0	<8.0	<80	<80	<80	--	--	--
PSG-16-07	PSG-16-07-5	01/05/2021	5.0	<8.0	<8.0	<8.0	<8.0	<8.0	<8.0	<8.0	<8.0	<8.0	<80	<80	<80	--	--	--
PSG-16-07	PSG-16-07-5	06/04/2021	5.0	**5.0 J**	<8.0	<8.0	<8.0	<8.0	<8.0	<8.0	<8.0	<8.0	<80	<80	<80	--	--	--
PSG-16-07	PSG-16-07-5	09/07/2021	5.0	<8.0	<8.0	<8.0	<8.0	<8.0	<8.0 UJ	<8.0	<8.0	<8.0	<80	<80	<80	--	--	--
PSG-16-07	PSG-16-07-5 REP	09/07/2021	5.0	<8.0	<8.0	<8.0	<8.0	<8.0	<8.0 UJ	<8.0	<8.0	<8.0	<80	<80	<80	--	--	--
PSG-16-07	PSG-16-07-5	02/07/2022	5.0	<4.0	<4.0 UJ	<4.0	<4.0	<4.0	<4.0	<4.0	<4.0 UJ	<4.0	<40	<40	<40	--	--	--
PSG-16-07	PSG-16-07-5	05/18/2022	5.0	<4.0	<4.0	<4.0	<4.0	<4.0	<4.0	<4.0	<4.0	<4.0	<40	<40	<40	--	--	--
PSG-16-07	PSG-16-07-5	10/06/2022	5.0	<100	<100	<20	<100	<100	<20	<100	<20	<10	--	--	--	--	--	<100
PSG-16-07	PSG-16-07-15	04/19/2019	15.0	**239**	<8.0	<8.0	**10**	<8.0	<8.0	<8.0	<8.0	**106**	<80	<80	<80	--	--	--
PSG-16-07	PSG-16-07-15	07/11/2019	15.0	**225**	<8.0	<8.0	**12**	<8.0	<8.0	<8.0	<8.0	**78**	<80	<80	<80	--	--	--
PSG-16-07	PSG-16-07-15	02/06/2020	15.0	**249**	<8.0	<8.0	**12**	**5.0 J**	<8.0	<8.0	<8.0	**77**	<80	<80	<80	--	--	--
PSG-16-07	PSG-16-07-15	05/26/2020	15.0	**259**	<8.0	<8.0	**11**	**6.0 J**	<8.0	<8.0	<8.0	**141**	<80	<80	<80	--	--	--
PSG-16-07	PSG-16-07-15 REP	05/26/2020	15.0	**249**	<8.0	<8.0	**14**	**7.0 J**	<8.0	<8.0	<8.0	**143**	<80	<80	<80	--	--	--
PSG-16-07	PSG-16-07-15	08/18/2020	15.0	**150**	<8.0	<8.0	**14**	**3.0 J**	<8.0	<8.0	<8.0	**100**	<80	<80	<80	--	--	--
PSG-16-07	PSG-16-07-15 REP	08/18/2020	15.0	**126**	<8.0	<8.0	**14**	<8.0	<8.0	<8.0	<8.0	**102**	<80	<80	<80	--	--	--
PSG-16-07	PSG-16-07-15	01/05/2021	15.0	**365**	<8.0	<8.0	**24**	**9.0**	<8.0	<8.0	<8.0	**103**	<80	<80	<80	--	--	--
PSG-16-07	PSG-16-07-15	06/04/2021	15.0	**310**	**6.0 J**	<8.0	**23**	**14**	<8.0	<8.0	**3.0 J**	**147**	<80	<80	<80	--	--	--
PSG-16-07	PSG-16-07-15 REP	06/04/2021	15.0	**309**	**4.0 J**	<8.0	**23**	**15**	<8.0	<8.0	**3.0 J**	**153**	<80	<80	<80	--	--	--
PSG-16-07	PSG-16-07-15	09/07/2021	15.0	**338**	<8.0	<8.0	**26**	**13**	<8.0 UJ	<8.0	<8.0	**101**	<80	<80	<80	--	--	--
PSG-16-07	PSG-16-07-15	02/07/2022	15.0	**286**	**4.0 J**	<4.0	**26**	**11**	<4.0	<4.0	<4.0 UJ	**98**	<40	<40	<40	--	--	--
PSG-16-07	PSG-16-07-15	05/18/2022	15.0	**297**	**5.0**	<4.0	**25**	**13**	<4.0	<4.0	<4.0	**102**	<40	<40	<40	--	--	--
PSG-16-07	PSG-16-07-15	10/06/2022	15.0	**350 J+**	<100	<20	<100	<100	<20	<100	<20	**84**	--	--	--	--	--	<100
PSG-16-08	PSG-16-08-5	04/19/2019	5.0	<8.0	<8.0	<8.0	<8.0	<8.0	<8.0	<8.0	<8.0	<8.0	<80	<80	<80	--	--	--
PSG-16-08	PSG-16-08-5	07/11/2019	5.0	<8.0	<8.0	<8.0	<8.0	<8.0	<8.0	<8.0	<8.0	<8.0	<80	<80	<80	--	--	--
PSG-16-08	PSG-16-08-5	02/06/2020	5.0	<8.0	<8.0	<8.0	<8.0	<8.0	<8.0	<8.0	<8.0	<8.0	<80	<80	<80	--	--	--
PSG-16-08	PSG-16-08-5	06/25/2020	5.0	<8.0	<8.0	<8.0	**6.0 J**	<8.0	<8.0	<8.0	**198**	<8.0	<80	<80	<80	--	--	--
PSG-16-08	PSG-16-08-5	08/18/2020	5.0	<8.0	<8.0	<8.0	<8.0	<8.0	<8.0	<8.0	<8.0	<8.0	<80	<80	<80	--	--	--
PSG-16-08	PSG-16-08-5	01/05/2021	5.0	<8.0	<8.0	<8.0	<8.0	<8.0	<8.0	<8.0	<8.0	<8.0	<80	<80	<80	--	--	--
PSG-16-08	PSG-16-08-5	06/04/2021	5.0	<8.0	<8.0	<8.0	<8.0	<8.0	<8.0	<8.0	<8.0	<8.0	<80	<80	<80	--	--	--
PSG-16-08	PSG-16-08-5	09/30/2021	5.0	<8.0	<8.0	<8.0	<8.0	<8.0	<8.0	<8.0	<8.0	<8.0	<80	<80	<80	--	--	--
PSG-16-08	PSG-16-08-5 REP	09/30/2021	5.0	<8.0	<8.0	<8.0	<8.0	<8.0	<8.0	<8.0	<8.0	<8.0	<80	<80	<80	--	--	--

TABLE A-5

HISTORICAL PERIMETER SOIL GAS SAMPLING RESULTS
Former Ford Aeronutronic Facility
Newport Beach, California

Sampling Location	Sample ID	Date Sampled [2]	Depth of Sample (feet bgs)	Volatile Organic Compounds [1] (µg/m³)									Leak Detection Compounds [1]					
				1,1-DCE	1,1-DCA	1,2-DCA	cis-1,2-DCE	trans-1,2-DCE	PCE	1,1,1-TCA	TCE	Vinyl Chloride	Heptane (µg/m³)	Hexane (µg/m³)	Pentane (µg/m³)	Helium (ppmv)	TFA (µg/m³)	DFA (µg/m³)
PSG-16-08	PSG-16-08-5	02/07/2022	5.0	<4.0	<4.0 UJ	<4.0	<4.0	<4.0	<4.0	<4.0	<4.0 UJ	<4.0	<40	<40	<40	--	--	--
PSG-16-08	PSG-16-08-5	05/19/2022	5.0	<4.0	<4.0	<4.0	<4.0	<4.0	<4.0	<4.0	<4.0	<4.0	<40	<40	<40	--	--	--
PSG-16-08	PSG-16-08-15	04/19/2019	15.0	**361**	**46**	<8.0	**180**	**100**	<8.0	<8.0	**4.0 J**	**242**	<80	<80	<80	--	--	--
PSG-16-08	PSG-16-08-15	07/11/2019	15.0	**260**	**42**	<8.0	**191**	**89**	<8.0	<8.0	<8.0	**150**	<80	<80	<80	--	--	--
PSG-16-08	PSG-16-08-15	02/06/2020	15.0	**213**	**25**	<8.0	**144**	**59**	<8.0	<8.0	<8.0	**144**	<80	<80	<80	--	--	--
PSG-16-08	PSG-16-08-15	01/05/2021	15.0	**136**	**22**	<8.0	**94**	**36**	<8.0	<8.0	<8.0	**115**	<80	<80	<80	--	--	--
PSG-16-08	PSG-16-08-15	06/04/2021	15.0	**83**	**18**	<8.0	**50**	**26**	<8.0	<8.0	**2.0 J**	**127**	<80	<80	<80	--	--	--
PSG-16-08	PSG-16-08-15	09/30/2021	15.0	**65**	**15**	<8.0	**51**	**23**	<8.0	<8.0	<8.0	**78**	<80	<80	<80	--	--	--
PSG-16-08	PSG-16-08-15	02/07/2022	15.0	**70**	**15 J**	<4.0	**59**	**25**	<4.0	<4.0	<4.0 UJ	**93**	<40	<40	<40	--	--	--
PSG-16-08	PSG-16-08-15	05/19/2022	15.0	**68**	**14**	<4.0	**43**	**22**	<4.0	<4.0	<4.0	**105**	<40	<40	<40	--	--	--
PSG-16-08	PSG-16-08-15 REP	05/19/2022	15.0	**69**	**14**	<4.0	**45**	**23**	<4.0	<4.0	<4.0	**101**	<40	<40	<40	--	--	--
PSG-16-09	PSG-16-09-5	04/19/2019	5.0	<8.0	<8.0	<8.0	<8.0	<8.0	<8.0	<8.0	<8.0	<8.0	<80	<80	<80	--	--	--
PSG-16-09	PSG-16-09-5	07/11/2019	5.0	<8.0	<8.0	<8.0	<8.0	<8.0	<8.0	<8.0	<8.0	<8.0	<80	<80	<80	--	--	--
PSG-16-09	PSG-16-09-5	02/06/2020	5.0	<8.0	<8.0	<8.0	<8.0	<8.0	<8.0	<8.0	<8.0	<8.0	<80	<80	<80	--	--	--
PSG-16-09	PSG-16-09-5	05/26/2020	5.0	<8.0	<8.0	<8.0	<8.0	<8.0	<8.0	<8.0	<8.0	<8.0	<80	<80	<80	--	--	--
PSG-16-09	PSG-16-09-5	08/18/2020	5.0	<8.0	<8.0	<8.0	<8.0	<8.0	<8.0	<8.0	<8.0	<8.0	<80	<80	<80	--	--	--
PSG-16-09	PSG-16-09-5	01/05/2021	5.0	<8.0	<8.0	<8.0	<8.0	<8.0	<8.0	<8.0	<8.0	<8.0	<80	<80	<80	--	--	--
PSG-16-09	PSG-16-09-5	06/04/2021	5.0	<8.0	<8.0	<8.0	<8.0	<8.0	<8.0	<8.0	<8.0	<8.0 UJ	<80	<80	<80	--	--	--
PSG-16-09	PSG-16-09-5	09/07/2021	5.0	<8.0	<8.0	<8.0	<8.0	<8.0	<8.0 UJ	<8.0	<8.0	<8.0	<80	<80	<80	--	--	--
PSG-16-09	PSG-16-09-5	02/07/2022	5.0	<4.0	<4.0 UJ	<4.0	<4.0	<4.0	<4.0	<4.0	<4.0 UJ	<4.0	<40	<40	<40	--	--	--
PSG-16-09	PSG-16-09-5	05/18/2022	5.0	<4.0	<4.0	<4.0	<4.0	<4.0	<4.0	<4.0	<4.0	<4.0	<40	<40	<40	--	--	--
PSG-16-09	PSG-16-09-15	04/19/2019	15.0	<8.0	<8.0	<8.0	<8.0	<8.0	<8.0	<8.0	<8.0	<8.0	<80	<80	<80	--	--	--
PSG-16-09	PSG-16-09-15	07/11/2019	15.0	<8.0	<8.0	<8.0	<8.0	<8.0	<8.0	<8.0	<8.0	<8.0	<80	<80	<80	--	--	--
PSG-16-09	PSG-16-09-15	02/06/2020	15.0	<8.0	<8.0	<8.0	<8.0	<8.0	<8.0	<8.0	<8.0	<8.0	<80	<80	<80	--	--	--
PSG-16-09	PSG-16-09-15	05/26/2020	15.0	<8.0	<8.0	<8.0	<8.0	<8.0	<8.0	<8.0	<8.0	<8.0	<80	<80	<80	--	--	--
PSG-16-09	PSG-16-09-15	08/18/2020	15.0	<8.0	<8.0	<8.0	<8.0	<8.0	<8.0	<8.0	<8.0	<8.0	<80	<80	<80	--	--	--
PSG-16-09	PSG-16-09-15	01/05/2021	15.0	<8.0	<8.0	<8.0	<8.0	<8.0	<8.0	<8.0	<8.0	<8.0	<80	<80	<80	--	--	--
PSG-16-09	PSG-16-09-15	09/07/2021	15.0	<8.0	<8.0	<8.0	<8.0	<8.0	<8.0 UJ	<8.0	<8.0	<8.0	<80	<80	<80	--	--	--
PSG-16-09	PSG-16-09-15	02/07/2022	15.0	<4.0	<4.0 UJ	<4.0	<4.0	<4.0	<4.0	<4.0	<4.0 UJ	<4.0	<40	<40	<40	--	--	--
PSG-16-09	PSG-16-09-15	05/18/2022	15.0	<4.0	<4.0	<4.0	<4.0	<4.0	<4.0	<4.0	<4.0	<4.0	<40	<40	<40	--	--	--
PSG-16-10	PSG-16-10-5	04/19/2019	5.0	<8.0	<8.0	<8.0	<8.0	<8.0	<8.0	<8.0	<8.0	<8.0	<80	<80	<80	--	--	--
PSG-16-10	PSG-16-10-5	07/11/2019	5.0	<8.0	<8.0	<8.0	<8.0	<8.0	<8.0	<8.0	<8.0	<8.0	<80	<80	<80	--	--	--
PSG-16-10	PSG-16-10-5	02/06/2020	5.0	<8.0	<8.0	<8.0	<8.0	<8.0	<8.0	<8.0	<8.0	<8.0	<80	<80	<80	--	--	--
PSG-16-10	PSG-16-10-5	05/26/2020	5.0	<8.0	<8.0	<8.0	<8.0	<8.0	<8.0	<8.0	<8.0	<8.0	<80	<80	<80	--	--	--
PSG-16-10	PSG-16-10-5	08/18/2020	5.0	<8.0	<8.0	<8.0	<8.0	<8.0	<8.0	<8.0	<8.0	<8.0	<80	<80	<80	--	--	--
PSG-16-10	PSG-16-10-5	01/05/2021	5.0	<8.0	<8.0	<8.0	<8.0	<8.0	<8.0	<8.0	<8.0	<8.0	<80	<80	<80	--	--	--
PSG-16-10	PSG-16-10-5	06/04/2021	5.0	<8.0	<8.0	<8.0	<8.0	<8.0	<8.0	<8.0	<8.0	<8.0 UJ	<80	<80	<80	--	--	--
PSG-16-10	PSG-16-10-5	09/07/2021	5.0	<8.0	<8.0	<8.0	<8.0	<8.0	<8.0 UJ	<8.0	<8.0	<8.0	<80	<80	<80	--	--	--
PSG-16-10	PSG-16-10-5	02/07/2022	5.0	<4.0	<4.0 UJ	<4.0	<4.0	<4.0	<4.0	<4.0	<4.0 UJ	<4.0	<40	<40	<40	--	--	--
PSG-16-10	PSG-16-10-5	05/18/2022	5.0	<4.0	<4.0	<4.0	<4.0	<4.0	<4.0	<4.0	<4.0	<4.0	<40	<40	<40	--	--	--
PSG-16-10	PSG-16-10-5	10/06/2022	5.0	<100	<100	<20	<100	<100	<20	<100	<20	<10	--	--	--	--	--	<100
PSG-16-10	PSG-16-10-15	04/19/2019	15.0	**150**	<8.0	<8.0	<8.0	<8.0	<8.0	<8.0	<8.0	**131**	<80	<80	<80	--	--	--
PSG-16-10	PSG-16-10-15	07/11/2019	15.0	**302**	**31**	<8.0	**170**	**74**	<8.0	<8.0	<8.0	**105**	<80	<80	<80	--	--	--
PSG-16-10	PSG-16-10-15	02/06/2020	15.0	**130**	<8.0	<8.0	<8.0	<8.0	<8.0	<8.0	<8.0	**95**	<80	<80	<80	--	--	--
PSG-16-10	PSG-16-10-15	05/26/2020	15.0	**112**	<8.0	<8.0	<8.0	<8.0	<8.0	<8.0	<8.0	**144**	<80	<80	<80	--	--	--
PSG-16-10	PSG-16-10-15	08/18/2020	15.0	**136**	<8.0	<8.0	<8.0	<8.0	<8.0	<8.0	<8.0	**118**	<80	<80	<80	--	--	--
PSG-16-10	PSG-16-10-15	01/05/2021	15.0	**222**	<8.0	<8.0	**5.0 J**	<8.0	<8.0	<8.0	<8.0	**132**	<80	<80	<80	--	--	--
PSG-16-10	PSG-16-10-15	06/04/2021	15.0	**195**	<8.0	<8.0	<8.0	<8.0	<8.0	<8.0	<8.0	**125 J-**	<80	<80	<80	--	--	--
PSG-16-10	PSG-16-10-15	09/07/2021	15.0	**186**	**2.0 J**	<8.0	<8.0	<8.0	<8.0 UJ	<8.0	<8.0	**103**	<80	<80	<80	--	--	--
PSG-16-10	PSG-16-10-15	02/07/2022	15.0	**185**	<4.0 UJ	<4.0	<4.0	<4.0	<4.0	<4.0	<4.0 UJ	**145**	<40	<40	<40	--	--	--

TABLE A-5

HISTORICAL PERIMETER SOIL GAS SAMPLING RESULTS
Former Ford Aeronutronic Facility
Newport Beach, California

Sampling Location	Sample ID	Date Sampled [2]	Depth of Sample (feet bgs)	Volatile Organic Compounds [1] (µg/m³)									Leak Detection Compounds [1]					
				1,1-DCE	1,1-DCA	1,2-DCA	cis-1,2-DCE	trans-1,2-DCE	PCE	1,1,1-TCA	TCE	Vinyl Chloride	Heptane (µg/m³)	Hexane (µg/m³)	Pentane (µg/m³)	Helium (ppmv)	TFA (µg/m³)	DFA (µg/m³)
PSG-16-10	PSG-16-10-15	05/18/2022	15.0	**182**	<4.0	<4.0	<4.0	<4.0	<4.0	<4.0	<4.0	**141**	<40	<40	<40	--	--	--
PSG-16-10	PSG-16-10-15	10/06/2022	15.0	**180 J+**	<100	<20	<100	<100	<20	<100	<20	**96**	--	--	--	--	--	<100
PSG-16-11	PSG-16-11-5	08/26/2019	5.0	<8.0	<8.0	<8.0	<8.0	<8.0	**10**	<8.0	<8.0	<8.0	<80	<80	<80	--	--	--
PSG-16-11	PSG-16-11-5	02/06/2020	5.0	<8.0	<8.0	<8.0	<8.0	<8.0	<8.0	<8.0	<8.0	<8.0	<80	<80	<80	--	--	--
PSG-16-11	PSG-16-11-5	05/26/2020	5.0	<8.0	<8.0	<8.0	<8.0	<8.0	<8.0	<8.0	<8.0	**2.0 J**	<80	<80	<80	--	--	--
PSG-16-11	PSG-16-11-5	08/18/2020	5.0	<8.0	<8.0	<8.0	<8.0	<8.0	<8.0	<8.0	<8.0	<8.0	<80	<80	<80	--	--	--
PSG-16-11	PSG-16-11-5	01/05/2021	5.0	<8.0	<8.0	<8.0	<8.0	<8.0	<8.0	<8.0	<8.0	<8.0	<80	<80	<80	--	--	--
PSG-16-11	PSG-16-11-5	06/04/2021	5.0	<8.0	<8.0	<8.0	<8.0	<8.0	<8.0	<8.0	<8.0	<8.0 UJ	<80	<80	<80	--	--	--
PSG-16-11	PSG-16-11-5	09/07/2021	5.0	<8.0	<8.0	<8.0	<8.0	<8.0	<8.0 UJ	<8.0	<8.0	<8.0	<80	<80	<80	--	--	--
PSG-16-11	PSG-16-11-5	02/07/2022	5.0	<4.0	<4.0	<4.0	<4.0 UJ	<4.0	<4.0 UJ	<4.0	<4.0	<4.0	<40	<40	<40	--	--	--
PSG-16-11	PSG-16-11-5	05/18/2022	5.0	<4.0	<4.0	<4.0	<4.0	<4.0	<4.0	<4.0	<4.0	<4.0	<40	<40	<40	--	--	--
PSG-16-11	PSG-16-11-5	10/06/2022	5.0	<100 UJ	<100 UJ	<20 UJ	<100 UJ	<100 UJ	<20 UJ	<100 UJ	<20 UJ	<10 UJ	--	--	--	--	--	<100
PSG-16-11	PSG-16-11-15	08/26/2019	15.0	<8.0	<8.0	<8.0	<8.0	<8.0	**7.0 J**	<8.0	<8.0	<8.0	<80	<80	<80	--	--	--
PSG-16-11	PSG-16-11-15	02/06/2020	15.0	<8.0	<8.0	<8.0	<8.0	<8.0	<8.0	<8.0	<8.0	<8.0	<80	<80	<80	--	--	--
PSG-16-11	PSG-16-11-15	05/26/2020	15.0	<8.0	<8.0	<8.0	<8.0	<8.0	<8.0	<8.0	<8.0	**3.0 J**	<80	<80	<80	--	--	--
PSG-16-11	PSG-16-11-15	08/18/2020	15.0	<8.0	<8.0	<8.0	<8.0	<8.0	<8.0	<8.0	<8.0	<8.0	<80	<80	<80	--	--	--
PSG-16-11	PSG-16-11-15	01/05/2021	15.0	<8.0	<8.0	<8.0	<8.0	<8.0	<8.0	<8.0	<8.0	<8.0	<80	<80	<80	--	--	--
PSG-16-11	PSG-16-11-15	06/04/2021	15.0	<8.0	<8.0	<8.0	<8.0	<8.0	<8.0	<8.0	<8.0	<8.0 UJ	<80	<80	<80	--	--	--
PSG-16-11	PSG-16-11-15	09/07/2021	15.0	<8.0	<8.0	<8.0	<8.0	<8.0	<8.0 UJ	<8.0	<8.0	<8.0	<80	<80	<80	--	--	--
PSG-16-11	PSG-16-11-15	02/07/2022	15.0	<4.0	<4.0	<4.0	<4.0 UJ	<4.0	<4.0 UJ	<4.0	<4.0	<4.0	<40	<40	<40	--	--	--
PSG-16-11	PSG-16-11-15	05/18/2022	15.0	<4.0	<4.0	<4.0	<4.0	<4.0	<4.0	<4.0	<4.0	<4.0	<40	<40	<40	--	--	--
PSG-16-11	PSG-16-11-15 REP	05/18/2022	15.0	<4.0	<4.0	<4.0	<4.0	<4.0	<4.0	<4.0	<4.0	<4.0	<40	<40	<40	--	--	--
PSG-16-11	PSG-16-11-15	10/06/2022	15.0	<100	<100	<20	<100	<100	<20	<100	<20	<10	--	--	--	--	--	<100
PSG-16-12	PSG-16-12-5	08/26/2019	5.0	<8.0	<8.0	<8.0	<8.0	<8.0	**17**	<8.0	<8.0	<8.0	<80	<80	<80	--	--	--
PSG-16-12	PSG-16-12-5	02/06/2020	5.0	<8.0	<8.0	<8.0	<8.0	<8.0	<8.0	<8.0	<8.0	<8.0	<80	<80	<80	--	--	--
PSG-16-12	PSG-16-12-5	05/26/2020	5.0	<8.0	<8.0	<8.0	<8.0	<8.0	<8.0	<8.0	<8.0	**5.0 J**	<80	<80	<80	--	--	--
PSG-16-12	PSG-16-12-5	08/18/2020	5.0	<8.0	<8.0	<8.0	<8.0	<8.0	<8.0	<8.0	<8.0	<8.0	<80	<80	<80	--	--	--
PSG-16-12	PSG-16-12-5	01/05/2021	5.0	<8.0	<8.0	<8.0	<8.0	<8.0	<8.0	<8.0	<8.0	<8.0	<80	<80	<80	--	--	--
PSG-16-12	PSG-16-12-5	06/04/2021	5.0	<8.0	<8.0	<8.0	<8.0	<8.0	<8.0	<8.0	<8.0	<8.0	<80	<80	<80	--	--	--
PSG-16-12	PSG-16-12-5	09/07/2021	5.0	<8.0	<8.0	<8.0	<8.0	<8.0	<8.0 UJ	<8.0	<8.0	<8.0	<80	<80	<80	--	--	--
PSG-16-12	PSG-16-12-5	02/07/2022	5.0	<4.0	<4.0	<4.0	<4.0 UJ	<4.0	<4.0 UJ	<4.0	<4.0	<4.0	<40	<40	<40	--	--	--
PSG-16-12	PSG-16-12-5 REP	02/07/2022	5.0	<4.0	<4.0	<4.0	<4.0 UJ	<4.0	<4.0 UJ	<4.0	<4.0	<4.0	<40	<40	<40	--	--	--
PSG-16-12	PSG-16-12-5	05/18/2022	5.0	<4.0	<4.0	<4.0	<4.0	<4.0	<4.0	<4.0	<4.0	<4.0	<40	<40	<40	--	--	--
PSG-16-12	PSG-16-12-15	08/18/2020	15.0	**27**	<8.0	<8.0	<8.0	**13**	<8.0	<8.0	**37**	<8.0	<80	<80	<80	--	--	--
PSG-16-12	PSG-16-12-15	08/26/2019	15.0	**43**	**14**	<8.0	<8.0	**18**	<8.0	<8.0	**32**	<8.0	<80	<80	<80	--	--	--
PSG-16-12	PSG-16-12-15	02/06/2020	15.0	**64**	**20**	<8.0	<8.0	**26**	<8.0	<8.0	**50**	<8.0	<80	<80	<80	--	--	--
PSG-16-12	PSG-16-12-15	05/26/2020	15.0	**44**	**12**	<8.0	<8.0	**22**	<8.0	<8.0	**42**	<8.0	<80	<80	<80	--	--	--
PSG-16-12	PSG-16-12-15	01/05/2021	15.0	**22 J**	**15**	<8.0	<8.0	**29**	<8.0	<8.0	**37 J**	<8.0	<80	<80	<80	--	--	--
PSG-16-12	PSG-16-12-15 REP	01/05/2021	15.0	**36 J**	**13**	<8.0	<8.0	**25**	<8.0	<8.0	**60 J**	<8.0	<80	<80	<80	--	--	--
PSG-16-12	PSG-16-12-15	06/04/2021	15.0	**28**	**16**	<8.0	<8.0	**24**	<8.0	<8.0	**56**	<8.0	<80	<80	<80	--	--	--
PSG-16-12	PSG-16-12-15	09/07/2021	15.0	**49 J+**	<8.0 UJ	**30 J+**	**3.0 J+**	**44 J+**	**7.0 J**	<8.0 UJ	**111 J+**	<8.0 UJ	<80	<80	<80	--	--	--
PSG-16-12	PSG-16-12-15	02/07/2022	15.0	**12**	**10**	<4.0	<4.0 UJ	**16**	<4.0 UJ	<4.0	**46**	<4.0	<40	<40	<40	--	--	--
PSG-16-12	PSG-16-12-15	05/18/2022	15.0	**11**	**9.0**	<4.0	<4.0	**15**	<4.0	<4.0	**39**	<4.0	<40	<40	<40	--	--	--
22.018-PSG-NE	22.018-PSG-NE-5	07/07/2021	5.0	<2.0	<2.0	<2.0	<2.0	<2.0	<3.4	<2.7	<2.7	<1.3	--	--	--	<250	--	--
22.018-PSG-NE	22.018-PSG-NE-15	06/21/2019	15.0	<2.0	<2.0	<2.0	<2.0	<2.0	**6.1**	<2.7	<2.7	<1.3	--	--	--	<100	--	--
22.018-PSG-NE	22.018-PSG-NE-15-072319	07/23/2019	15.0	<2.0	<2.0	<2.0	<2.0	<2.0	<3.4	<2.7	<2.7	<1.3	--	--	--	<250	--	--
22.018-PSG-NE	22.018-PSG-NE-15	02/07/2020	15.0	<2.0	<2.1	<2.1	<2.0	<2.0	**4.5**	<2.8	<2.7	<1.3	--	--	--	990	--	--
22.018-PSG-NE	22.018-PSG-NE-15	07/07/2021	15.0	<2.0	<2.0	<2.0	<2.0	<2.0	**8.7**	<2.7	<2.7	<1.3	--	--	--	<250	--	--

TABLE A-5

HISTORICAL PERIMETER SOIL GAS SAMPLING RESULTS
Former Ford Aeronutronic Facility
Newport Beach, California

Sampling Location	Sample ID	Date Sampled [2]	Depth of Sample (feet bgs)	Volatile Organic Compounds [1] (µg/m³)									Leak Detection Compounds [1]					
				1,1-DCE	1,1-DCA	1,2-DCA	cis-1,2-DCE	trans-1,2-DCE	PCE	1,1,1-TCA	TCE	Vinyl Chloride	Heptane (µg/m³)	Hexane (µg/m³)	Pentane (µg/m³)	Helium (ppmv)	TFA (µg/m³)	DFA (µg/m³)
Commercial Area																		
6-CC-PSG-SW-107	6-CC-PSG-SW-107	09/15/2018	5.0	<8.0	<8.0	<8.0	<8.0	<8.0	**46**	<8.0	**450**	<8.0	<400	<400	<400	--	--	--
6-CC-PSG-SW-107	6-CC-PSG-SW-107	03/09/2019	5.0	<8.0	<8.0	<8.0	<8.0	<8.0	**20**	<8.0	**505**	<8.0	<80	<80	<80	--	--	--
6-CC-PSG-SE-108	6-CC-PSG-SE-108	09/15/2018	5.0	<8.0	<8.0	<8.0	<8.0	<8.0	**89**	<8.0	**1,700**	<8.0	<400	<400	<400	--	--	--
6-CC-PSG-SE-108	6-CC-PSG-SE-108	03/09/2019	5.0	<8.0	<8.0	<8.0	<8.0	<8.0	**56**	<8.0	**1,660**	<8.0	<80	<80	<80	--	--	--
6-CC-PSG-NW-109	6-CC-PSG-NW-109	09/15/2018	5.0	<8.0	<8.0	<8.0	<8.0	<8.0	**34**	<8.0	**304**	<8.0	<400	<400	<400	--	--	--
6-CC-PSG-NW-109	6-CC-PSG-NW-109	03/09/2019	5.0	<8.0	<8.0	<8.0	<8.0	<8.0	**14**	<8.0	**395**	<8.0	<80	<80	<80	--	--	--
6-WC-PSG-SE-110	6-WC-PSG-SE-110	09/15/2018	5.0	<8.0	<8.0	<8.0	<8.0	<8.0	**29**	<8.0	**121**	<8.0	<400	<400	<400	--	--	--
6-WC-PSG-SE-110	6-WC-PSG-SE-110	03/09/2019	5.0	<8.0	<8.0	<8.0	<8.0	<8.0	<8.0	<8.0	**24**	<8.0	<80	<80	<80	--	--	--
6-WC-PSG-E-111	6-WC-PSG-E-111	09/15/2018	5.0	<8.0	<8.0	<8.0	<8.0	<8.0	**19**	<8.0	<8.0	<8.0	<400	<400	<400	--	--	--
6-WC-PSG-E-111	6-WC-PSG-E-111	03/09/2019	5.0	<8.0	<8.0	<8.0	<8.0	<8.0	<8.0	<8.0	<8.0	<8.0	<80	<80	<80	--	--	--
6-WC-PSG-E-111	6-WC-PSG-E-111 REP	03/09/2019	5.0	<8.0	<8.0	<8.0	<8.0	<8.0	<8.0	<8.0	<8.0	<8.0	<80	<80	<80	--	--	--
6-WC-PSG-NE-112	6-WC-PSG-NE-112	09/15/2018	5.0	<8.0	<8.0	<8.0	<8.0	<8.0	**40**	<8.0	<8.0	<8.0	<400	**445** [4]	**1,560** [4]	**--**	**--**	--
6-WC-PSG-NE-112	6-WC-PSG-NE-112	03/09/2019	5.0	<8.0	<8.0	<8.0	<8.0	<8.0	<8.0	<8.0	<8.0	<8.0	<80	<80	<80	--	--	--

Notes

* Select perimeter soil gas sampling locations (PSG-01-71 , PSG-10-19, PSG-10-20, PSG-10-21, PSG-10-22, PSG-10-23, PSG-10-24, and PSG-16-06) were sampled June 23 to 25, July 1, October 28 and 29, November 5 and 16, and December 10 and 11, 2020 as part of the SVE Pilot Test monitoring network and are not used to evaluate indoor air.

1. Perimeter soil gas samples were:
   - collected by Wood staff and analyzed by Eurofins Calscience LLC using U.S. EPA Method TO-15 for VOCs and American Society for Testing and Materials D-1946 (M) for helium, used as a leak detection compound, o
   - collected and analyzed by Jones Environmental, Inc. Santa Fe Springs, California using U.S. EPA Method 8260B for VOCs and leak detection compounds. Jones used n-pentane, n-hexane, and n-heptane as leak detection compounds, o
   - collected and analyzed by H&P Mobile Geochemistry, Inc. Carlsbad, California using DoD accredited method H&P 8260SV for VOCs and leak detection compounds. H&P used DFA or TFA as leak detection compounds.
2. A rain event occurred prior to the Site-wide soil gas sampling event conducted on January 26, 2021. Based on weather stations within 1.5 miles of the Site, approximately 0.6 inches of rain fell between January 24 and January 25, 2021. A series of historically notable storms occured in California in December 2022; however, rain accumulations were less than 0.5 inch over any 24-hour period of time during the storms bases on weather stations within 1.5 miles of the Site.
3. Analyte detections are shown in **bold**.
4. Laboratory report states that this detection does not represent the tracer mix and that this compound was most likely present in the sample. Therefore, the detection is not indicative of leaks in the system.
5. Results for this sample on this date are not consistent with historical soil gas concentration trends by depth in this area. The results on this date are considered anomalous.
6. Results for PSG-10-19 on these dates were not consistent with historical soil gas concentration trends by depths in this area. The probe depths at this location were checked using a wire on August 11, 2020 and found to have been mislabeled at installation. The probe labels were consequently corrected and the results have been revised.

Abbreviations and Data Qualifiers

-- = not applicable
< = The constituent was not detected at or above the laboratory reporting limit shown.
µg/m³ = micrograms per meter cubed
bgs = below ground surface
DCA = dichloroethane
DCE = dichloroethene
DFA = 1,1-difluoroethane
J- = The result is an estimated quantity, but the result may be biased low.
J = The result is an estimated quantity. The associated numerical value is the approximate concentration of the analyte in the sample
J+ = The result is an estimated quantity, but the result may be biased high.
PCE = tetrachloroethene
ppmv = parts per million by volume
PSG = perimeter soil gas
R = The data are unusable. The sample results are rejected due to serious deficiencies in meeting QC criteria. The analyte may or may not be present in the sample.
REP = replicate sample
SVE = soil vapor extraction
TCA = trichloroethane
TCE = trichloroethene
TFA = 1,1,1,2-tetrafluoroethane
U.S. EPA = U.S. Environmental Protection Agency
UJ = The analyte was analyzed for, but was not detected. The reported quantitation limit is approximate and may be inaccurate or imprecise.
VOCs = volatile organic compounds

TABLE A-6

HISTORICAL RESIDENTIAL INDOOR AIR AND SOIL GAS SAMPLING RESULTS
Former Ford Aeronutronic Facility
Newport Beach, California

Building ID	Sample ID	Date [2]	Location Description	Volatile Organic Compounds [1] (µg/m³)									Leak Detection Compounds [1]					
				1,1-DCE	1,1-DCA	1,2-DCA	cis-1,2-DCE	trans-1,2-DCE	PCE	1,1,1-TCA	TCE	Vinyl Chloride	Helium (ppmv)	Heptane (µg/m³)	Hexane (µg/m³)	Pentane (µg/m³)	TFA (µg/m³)	DFA (µg/m³)
1.005	1.005-01-011321	01/13/2021	Living room air (2nd Floor)	<0.099	<0.10	**0.12** [3]	<0.099	<0.099	<0.17	<0.14	<0.13	<0.13	--	--	--	--	--	--
1.005	1.005-02-011321	01/13/2021	Bathroom air (2nd Floor)	<0.099	<0.10	**0.12**	<0.099	<0.099	<0.17	<0.14	<0.13	<0.13	--	--	--	--	--	--
1.005	1.005-03-011321	01/13/2021	Bedroom air (2nd Floor)	<0.099	<0.10	**0.11**	<0.099	<0.099	<0.17	<0.14	<0.13	<0.13	--	--	--	--	--	--
1.005	PSG-01-25-5 [4]	01/21/2021	Perimeter soil gas-01-25 air	<8.0	<8.0	<8.0	**4.0 J**	<8.0	<8.0	<8.0	<8.0	<8.0	--	<80	<80	<80	--	--
1.005	PSG-01-25-15 [4]	01/21/2021	Perimeter soil gas-01-25 air	<8.0	<8.0	<8.0	<8.0	<8.0	<8.0	<8.0	<8.0	<8.0	--	<80	<80	<80	--	--
1.005	PSG-01-26-5 [4]	01/21/2021	Perimeter soil gas-01-26 air	<8.0	<8.0	<8.0	<8.0	<8.0	<8.0	<8.0	<8.0	<8.0	--	<80	<80	<80	--	--
1.005	PSG-01-26-15 [4]	01/21/2021	Perimeter soil gas-01-26 air	<8.0	<8.0	<8.0	<8.0	<8.0	<8.0	<8.0	<8.0	<8.0	--	<80	<80	<80	--	--
1.005	PSG-01-27-5 [4]	01/21/2021	Perimeter soil gas-01-27 air	**3.0 J**	<8.0	<8.0	<8.0	<8.0	<8.0	<8.0	<8.0	<8.0	--	<80	<80	<80	--	--
1.005	PSG-01-27-15 [4]	01/21/2021	Perimeter soil gas-01-27 air	<8.0	<8.0	<8.0	**3.0 J**	<8.0	<8.0	<8.0	<8.0	<8.0	--	<80	<80	<80	--	--
1.005	PSG-01-28-5 [4]	01/21/2021	Perimeter soil gas-01-28 air	<8.0	<8.0	<8.0	<8.0	<8.0	<8.0	<8.0	<8.0	<8.0	--	<80	<80	<80	--	--
1.005	PSG-01-28-15 [4]	01/21/2021	Perimeter soil gas-01-28 air	<8.0	<8.0	<8.0	**32**	**28**	**62**	<8.0	**39**	<8.0	--	<80	<80	<80	--	--
1.005	PSG-01-29-6 [4]	01/22/2021	Perimeter soil gas-01-29 air	<8.0	<8.0	<8.0	<8.0	<8.0	<8.0	<8.0	<8.0	<8.0	--	<80	<80	<80	--	--
1.005	PSG-01-29-13 [4]	01/22/2021	Perimeter soil gas-01-29 air	<8.0	**6.0 J**	<8.0	**4.0 J**	<8.0	<8.0	<8.0	<8.0	<8.0	--	<80	<80	<80	--	--
1.005	PSG-01-29-13 REP [4]	01/22/2021	Perimeter soil gas-01-29 air (Replicate)	<8.0	**4.0 J**	<8.0	<8.0	<8.0	<8.0	<8.0	<8.0	<8.0	--	<80	<80	<80	--	--
1.005	PSG-01-30-5 [4]	01/22/2021	Perimeter soil gas-01-30 air	<8.0	<8.0	<8.0	<8.0	<8.0	<8.0	<8.0	<8.0	<8.0	--	<80	<80	<80	--	--
1.006	1.006-AA-051519	05/15/2019	Outdoor air	<0.099	<0.10	<0.10	<0.099	<0.099	<0.17	<0.14	<0.13	<0.13	--	--	--	--	--	--
1.006	1.006-01-051519	05/15/2019	Dining room air (1st Floor)	<0.099	**0.19**	**0.48**	<0.099	<0.099	<0.17	<0.14	**0.13**	<0.13	--	--	--	--	--	--
1.006	1.006-11-051519	05/15/2019	Dining room air (1st Floor) (Duplicate)	<0.099	**0.18**	**0.46**	<0.099	<0.099	<0.17	<0.14	<0.13	<0.13	--	--	--	--	--	--
1.006	1.006-02-051519	05/15/2019	Bathroom air (1st Floor)	<0.099	**0.20**	**0.50**	<0.099	<0.099	<0.17	<0.14	**0.20**	<0.13	--	--	--	--	--	--
1.006	1.006-03-051519	05/15/2019	Bedroom air (1st Floor)	<0.099	**0.17**	**0.42**	<0.099	<0.099	<0.17	<0.14	**0.18**	<0.13	--	--	--	--	--	--
1.006	PSG-01-25-5 [4]	04/16/2019	Perimeter soil gas-01-25	<8.0	<8.0	<8.0	<8.0	<8.0	<8.0	<8.0	<8.0	<8.0	--	<80	<80	<80	--	--
1.006	PSG-01-25-15 [4]	04/16/2019	Perimeter soil gas-01-25	<8.0	<8.0	<8.0	<8.0	<8.0	<8.0	<8.0	<8.0	<8.0	--	<80	<80	<80	--	--
1.006	PSG-01-26-5 [4]	04/16/2019	Perimeter soil gas-01-26	<8.0	<8.0	<8.0	<8.0	<8.0	<8.0	<8.0	<8.0	<8.0	--	<80	<80	<80	--	--
1.006	PSG-01-26-15 [4]	04/16/2019	Perimeter soil gas-01-26	<8.0	<8.0	<8.0	<8.0	<8.0	<8.0	<8.0	<8.0	<8.0	--	<80	<80	<80	--	--
1.006	PSG-01-27-5 [4]	04/16/2019	Perimeter soil gas-01-27	<8.0	<8.0	<8.0	<8.0	<8.0	<8.0	<8.0	<8.0	<8.0	--	<80	<80	<80	--	--
1.006	PSG-01-27-15 [4]	04/16/2019	Perimeter soil gas-01-27	<8.0	<8.0	<8.0	<8.0	<8.0	<8.0	<8.0	<8.0	<8.0	--	<80	<80	<80	--	--
1.006	PSG-01-28-5 [4]	04/16/2019	Perimeter soil gas-01-28	<8.0	<8.0	<8.0	**6.0 J**	<8.0	**11**	<8.0	**16**	<8.0	--	<80	<80	<80	--	--
1.006	PSG-01-28-15 [4]	04/16/2019	Perimeter soil gas-01-28	<8.0	**6.0 J**	<8.0	**79**	**28**	**49**	<8.0	**72**	**13 J**	--	<80	<80	<80	--	--
1.006	PSG-01-28-15 REP [4]	04/16/2019	Perimeter soil gas-01-28 (Replicate)	<8.0	**6.0 J**	<8.0	**79**	**29**	**42**	<8.0	**68**	<8.0	--	<80	<80	<80	--	--
1.006	PSG-01-29-13 [4]	04/16/2019	Perimeter soil gas-01-29	<8.0	**17**	<8.0	<8.0	<8.0	<8.0	<8.0	<8.0	<8.0	--	<80	<80	<80	--	--
1.006	PSG-01-30-5 [4]	04/16/2019	Perimeter soil gas-01-30	<8.0	<8.0	<8.0	<8.0	<8.0	<8.0	<8.0	<8.0	<8.0	--	<80	<80	<80	--	--
1.006	1.006-AA-112019	11/20/2019	RESAMPLE Outdoor air	<0.099 UJ	<0.10 UJ	<0.10 UJ	<0.099 UJ	<0.099 UJ	<0.17 UJ	<0.14 UJ	<0.13 UJ	<0.13 UJ	--	--	--	--	--	--
1.006	1.006-01-112019	11/20/2019	RESAMPLE Dining room air (1st Floor)	<0.099	<0.10	**0.25**	<0.099	<0.099	**0.18**	<0.14	<0.13	<0.13	--	--	--	--	--	--
1.006	1.006-02-112019	11/20/2019	RESAMPLE Bathroom air (1st Floor)	<0.099	<0.10	**0.28**	<0.099	<0.099	<0.17	<0.14	<0.13	<0.13	--	--	--	--	--	--
1.006	1.006-03-112019	11/20/2019	RESAMPLE Bedroom air (1st Floor)	<0.099	<0.10	**0.23**	<0.099	<0.099	<0.17	<0.14	<0.13	<0.13	--	--	--	--	--	--
1.006	PSG-01-25-5 [4]	07/09/2019	Perimeter soil gas-01-25	<8.0	<8.0	<8.0	<8.0	<8.0	<8.0	<8.0	<8.0	<8.0	--	<80	<80	<80	--	--
1.006	PSG-01-25-15 [4]	07/09/2019	Perimeter soil gas-01-25	<8.0	<8.0	<8.0	<8.0	<8.0	<8.0	<8.0	<8.0	<8.0	--	<80	<80	<80	--	--
1.006	PSG-01-26-5 [4]	07/09/2019	Perimeter soil gas-01-26	<8.0	<8.0	<8.0	<8.0	<8.0	<8.0	<8.0	<8.0	<8.0	--	<80	<80	<80	--	--
1.006	PSG-01-26-15 [4]	07/09/2019	Perimeter soil gas-01-26	<8.0	<8.0	<8.0	<8.0	<8.0	<8.0	<8.0	<8.0	<8.0	--	<80	<80	<80	--	--
1.006	PSG-01-27-5 [4]	07/09/2019	Perimeter soil gas-01-27	<8.0	<8.0	<8.0	<8.0	<8.0	<8.0	<8.0	<8.0	<8.0	--	<80	<80	<80	--	--
1.006	PSG-01-27-15 [4]	07/09/2019	Perimeter soil gas-01-27	<8.0	<8.0	<8.0	<8.0	<8.0	<8.0	<8.0	<8.0	<8.0	--	<80	<80	<80	--	--
1.006	PSG-01-28-5 [4]	07/09/2019	Perimeter soil gas-01-28	<8.0	<8.0	<8.0	<8.0	<8.0	<8.0	<8.0	<8.0	<8.0	--	<80	<80	<80	--	--
1.006	PSG-01-28-15 [4]	07/09/2019	Perimeter soil gas-01-28	<8.0	<8.0	<8.0	**65**	**25**	**50**	<8.0	**62**	**6.0 J**	--	<80	<80	<80	--	--
1.006	PSG-01-29-13 [4]	07/09/2019	Perimeter soil gas-01-29	<8.0	<8.0	<8.0	<8.0	<8.0	<8.0	<8.0	<8.0	<8.0	--	<80	<80	<80	--	--
1.006	PSG-01-30-5 [4]	07/09/2019	Perimeter soil gas-01-30	<8.0	<8.0	<8.0	<8.0	<8.0	<8.0	<8.0	<8.0	<8.0	--	<80	<80	<80	--	--
1.010	1.010-AA-071219	07/12/2019	Outdoor air	<0.099	<0.10	<0.10	<0.099	<0.099	<0.17	<0.14	<0.13	<0.13	--	--	--	--	--	--
1.010	1.010-01-071219	07/12/2019	Living room air (2nd Floor)	<0.099	<0.10	**0.58**	<0.099	<0.099	**0.27**	<0.14	**0.22**	<0.13	--	--	--	--	--	--
1.010	1.010-02-071219	07/12/2019	Bathroom (guest) air (2nd Floor)	**0.11**	**0.18**	**1.7**	<0.099	<0.099	**0.77** [5]	<0.14	**0.31**	<0.13	--	--	--	--	--	--
1.010	1.010-03-071219	07/12/2019	Bedroom (master) air (2nd Floor)	<0.099	<0.10	**0.51**	<0.099	<0.099	**0.52**	<0.14	**0.72**	<0.13	--	--	--	--	--	--
1.010	PSG-01-25-5 [4]	04/16/2019	Perimeter soil gas-01-25	<8.0	<8.0	<8.0	<8.0	<8.0	<8.0	<8.0	<8.0	<8.0	--	<80	<80	<80	--	--
1.010	PSG-01-25-15 [4]	04/16/2019	Perimeter soil gas-01-25	<8.0	<8.0	<8.0	<8.0	<8.0	<8.0	<8.0	<8.0	<8.0	--	<80	<80	<80	--	--
1.010	PSG-01-26-5 [4]	04/16/2019	Perimeter soil gas-01-26	<8.0	<8.0	<8.0	<8.0	<8.0	<8.0	<8.0	<8.0	<8.0	--	<80	<80	<80	--	--
1.010	PSG-01-26-15 [4]	04/16/2019	Perimeter soil gas-01-26	<8.0	<8.0	<8.0	<8.0	<8.0	<8.0	<8.0	<8.0	<8.0	--	<80	<80	<80	--	--
1.010	PSG-01-27-5 [4]	04/16/2019	Perimeter soil gas-01-27	<8.0	<8.0	<8.0	<8.0	<8.0	<8.0	<8.0	<8.0	<8.0	--	<80	<80	<80	--	--
1.010	PSG-01-27-15 [4]	04/16/2019	Perimeter soil gas-01-27	<8.0	<8.0	<8.0	<8.0	<8.0	<8.0	<8.0	<8.0	<8.0	--	<80	<80	<80	--	--
1.010	PSG-01-28-5 [4]	04/16/2019	Perimeter soil gas-01-28	<8.0	<8.0	<8.0	**6.0 J**	<8.0	**11**	<8.0	**16**	<8.0	--	<80	<80	<80	--	--
1.010	PSG-01-28-15 [4]	04/16/2019	Perimeter soil gas-01-28	<8.0	**6.0 J**	<8.0	**79**	**28**	**49**	<8.0	**72**	**13 J**	--	<80	<80	<80	--	--

TABLE A-6

HISTORICAL RESIDENTIAL INDOOR AIR AND SOIL GAS SAMPLING RESULTS
Former Ford Aeronutronic Facility
Newport Beach, California

Building ID	Sample ID	Date [2]	Location Description	Volatile Organic Compounds [1] (µg/m³)									Leak Detection Compounds [1]					
				1,1-DCE	1,1-DCA	1,2-DCA	cis-1,2-DCE	trans-1,2-DCE	PCE	1,1,1-TCA	TCE	Vinyl Chloride	Helium (ppmv)	Heptane (µg/m³)	Hexane (µg/m³)	Pentane (µg/m³)	TFA (µg/m³)	DFA (µg/m³)
1.010	PSG-01-28-15 REP [4]	04/16/2019	Perimeter soil gas-01-28 (Replicate)	<8.0	**6.0 J**	<8.0	**79**	**29**	**42**	<8.0	**68**	<8.0	--	<80	<80	<80	--	--
1.010	PSG-01-29-13 [4]	04/16/2019	Perimeter soil gas-01-29	<8.0	**17**	<8.0	<8.0	<8.0	<8.0	<8.0	<8.0	<8.0	--	<80	<80	<80	--	--
1.010	PSG-01-30-5 [4]	04/16/2019	Perimeter soil gas-01-30	<8.0	<8.0	<8.0	<8.0	<8.0	<8.0	<8.0	<8.0	<8.0	--	<80	<80	<80	--	--
1.010	1.010-AA-080719	08/07/2019	RESAMPLE Outdoor air	<0.099	<0.10	<0.10	<0.099	<0.099	<0.17	<0.14	<0.13	<0.13	--	--	--	--	--	--
1.010	1.010-01-080719	08/07/2019	RESAMPLE Living room air (2nd Floor)	<0.099	**0.11**	**1.5**	<0.099	<0.099	**0.71**	<0.14	**0.75**	<0.13	--	--	--	--	--	--
1.010	1.010-02-080719	08/07/2019	RESAMPLE Bathroom (guest) air (2nd Floor)	<0.099	**0.11**	**2.0**	<0.099	<0.099	**1.0**	<0.14	**0.56**	<0.13	--	--	--	--	--	--
1.010	1.010-03-080719	08/07/2019	RESAMPLE Bedroom (master) air (2nd Floor)	<0.099	**0.12**	**1.1**	<0.099	<0.099	**0.87**	<0.14	**1.3**	<0.13	--	--	--	--	--	--
1.010	PSG-01-25-5 [4]	07/09/2019	Perimeter soil gas-01-25	<8.0	<8.0	<8.0	<8.0	<8.0	<8.0	<8.0	<8.0	<8.0	--	<80	<80	<80	--	--
1.010	PSG-01-25-15 [4]	07/09/2019	Perimeter soil gas-01-25	<8.0	<8.0	<8.0	<8.0	<8.0	<8.0	<8.0	<8.0	<8.0	--	<80	<80	<80	--	--
1.010	PSG-01-26-5 [4]	07/09/2019	Perimeter soil gas-01-26	<8.0	<8.0	<8.0	<8.0	<8.0	<8.0	<8.0	<8.0	<8.0	--	<80	<80	<80	--	--
1.010	PSG-01-26-15 [4]	07/09/2019	Perimeter soil gas-01-26	<8.0	<8.0	<8.0	<8.0	<8.0	<8.0	<8.0	<8.0	<8.0	--	<80	<80	<80	--	--
1.010	PSG-01-27-5 [4]	07/09/2019	Perimeter soil gas-01-27	<8.0	<8.0	<8.0	<8.0	<8.0	<8.0	<8.0	<8.0	<8.0	--	<80	<80	<80	--	--
1.010	PSG-01-27-15 [4]	07/09/2019	Perimeter soil gas-01-27	<8.0	<8.0	<8.0	<8.0	<8.0	<8.0	<8.0	<8.0	<8.0	--	<80	<80	<80	--	--
1.010	PSG-01-28-5 [4]	07/09/2019	Perimeter soil gas-01-28	<8.0	<8.0	<8.0	<8.0	<8.0	<8.0	<8.0	<8.0	<8.0	--	<80	<80	<80	--	--
1.010	PSG-01-28-15 [4]	07/09/2019	Perimeter soil gas-01-28	<8.0	<8.0	<8.0	**65**	**25**	**50**	<8.0	**62**	**6.0 J**	--	<80	<80	<80	--	--
1.010	PSG-01-29-13 [4]	07/09/2019	Perimeter soil gas-01-29	<8.0	<8.0	<8.0	<8.0	<8.0	<8.0	<8.0	<8.0	<8.0	--	<80	<80	<80	--	--
1.010	PSG-01-30-5 [4]	07/09/2019	Perimeter soil gas-01-30	<8.0	<8.0	<8.0	<8.0	<8.0	<8.0	<8.0	<8.0	<8.0	--	<80	<80	<80	--	--
1.010	1.010-AA-012920	01/29/2020	RESAMPLE Outdoor air	<0.099	<0.10	<0.10	<0.099	<0.099	<0.17	<0.14	<0.13	<0.13	--	--	--	--	--	--
1.010	1.010-01-012920	01/29/2020	RESAMPLE Living room air (2nd Floor)	<0.099	<0.10	**0.77**	<0.099	<0.099	**0.26**	<0.14	**0.33**	<0.13	--	--	--	--	--	--
1.010	1.010-02-012920	01/29/2020	RESAMPLE Bathroom (guest) air (2nd Floor)	<0.099	<0.10	**1.1**	<0.099	<0.099	**0.39**	<0.14	**0.35**	<0.13	--	--	--	--	--	--
1.010	1.010-03-012920	01/29/2020	RESAMPLE Bedroom (master) air (2nd Floor)	<0.099	<0.10	**0.90**	<0.099	<0.099	**0.35**	<0.14	**0.69**	<0.13	--	--	--	--	--	--
1.010	PSG-01-25-5 [4]	02/04/2020	Perimeter soil gas-01-25	<8.0	<8.0	<8.0	<8.0	<8.0	<8.0	<8.0	<8.0	<8.0	--	<80	<80	<80	--	--
1.010	PSG-01-25-15 [4]	02/04/2020	Perimeter soil gas-01-25	<8.0	<8.0	<8.0	<8.0	<8.0	<8.0	<8.0	<8.0	<8.0	--	<80	<80	<80	--	--
1.010	PSG-01-26-5 [4]	02/04/2020	Perimeter soil gas-01-26	<8.0	<8.0	<8.0	<8.0	<8.0	<8.0	<8.0	<8.0	<8.0	--	<80	<80	<80	--	--
1.010	PSG-01-26-15 [4]	02/04/2020	Perimeter soil gas-01-26	<8.0	<8.0	<8.0	<8.0	<8.0	<8.0	<8.0	<8.0	<8.0	--	<80	<80	<80	--	--
1.010	PSG-01-27-5 [4]	02/04/2020	Perimeter soil gas-01-27	<8.0	<8.0	<8.0	<8.0	<8.0	<8.0	<8.0	<8.0	<8.0	--	<80	<80	<80	--	--
1.010	PSG-01-27-15 [4]	02/04/2020	Perimeter soil gas-01-27	<8.0	<8.0	<8.0	<8.0	<8.0	<8.0	<8.0	<8.0	<8.0	--	<80	<80	<80	--	--
1.010	PSG-01-28-5 [4]	02/04/2020	Perimeter soil gas-01-28	<8.0	<8.0	<8.0	<8.0	<8.0	<8.0	<8.0	<8.0	<8.0	--	<80	<80	<80	--	--
1.010	PSG-01-28-15 [4]	02/04/2020	Perimeter soil gas-01-28	<8.0	<8.0	<8.0	**53**	**26**	**54**	<8.0	**51**	**4.0 J**	--	<80	<80	<80	--	--
1.010	PSG-01-29-13 [4]	02/04/2020	Perimeter soil gas-01-29	<8.0	**11**	<8.0	<8.0	<8.0	<8.0	<8.0	<8.0	<8.0	--	<80	<80	<80	--	--
1.011	1.011-AA-060719	06/07/2019	Outdoor air	<0.099	<0.10	<0.10	<0.099	<0.099	<0.17	<0.14	<0.13	<0.13	--	--	--	--	--	--
1.011	1.011-01-060719	06/07/2019	Living room air (1st Floor)	<0.099	<0.10	**3.1**	<0.099	<0.099	**0.21**	<0.14	<0.13	<0.13	--	--	--	--	--	--
1.011	1.011-11-060719	06/07/2019	Living room air (1st Floor) (Duplicate)	<0.099	<0.10	**3.6**	<0.099	<0.099	<0.17	<0.14	<0.13	<0.13	--	--	--	--	--	--
1.011	1.011-02-060719	06/07/2019	Bathroom (guest) air (1st Floor)	<0.099	<0.10	**3.2**	<0.099	<0.099	<0.17	<0.14	<0.13	<0.13	--	--	--	--	--	--
1.011	1.011-03-060719	06/07/2019	Bedroom (master) air (1st Floor)	<0.099	<0.10	**3.5**	<0.099	<0.099	<0.17	<0.14	<0.13	<0.13	--	--	--	--	--	--
1.011	PSG-01-19-5 [4]	04/18/2019	Perimeter soil gas-01-19	<8.0	<8.0	<8.0	<8.0	<8.0	<8.0	<8.0	**4.0 J**	<8.0	--	<80	<80	<80	--	--
1.011	PSG-01-19-15 [4]	04/18/2019	Perimeter soil gas-01-19	<8.0	<8.0	<8.0	**14**	<8.0	<8.0	<8.0	<8.0	<8.0	--	<80	<80	<80	--	--
1.011	PSG-01-19-15 REP [4]	04/18/2019	Perimeter soil gas-01-19 (Replicate)	<8.0	<8.0	<8.0	**13**	<8.0	<8.0	<8.0	<8.0	<8.0	--	<80	<80	<80	--	--
1.011	PSG-01-20-5 [4]	04/18/2019	Perimeter soil gas-01-20	<8.0	<8.0	<8.0	<8.0	<8.0	**66**	<8.0	<8.0	<8.0	--	<80	<80	<80	--	--
1.011	PSG-01-20-15 [4]	04/18/2019	Perimeter soil gas-01-20	**55**	**4.0 J**	<8.0	**71**	<8.0	**216**	<8.0	**364**	<8.0	--	<80	<80	<80	--	--
1.011	PSG-01-21-5 [4]	04/18/2019	Perimeter soil gas-01-21	<8.0	<8.0	<8.0	<8.0	<8.0	**67**	<8.0	<8.0	<8.0	--	<80	<80	<80	--	--
1.011	PSG-01-21-15 [4]	04/18/2019	Perimeter soil gas-01-21	**40**	**23**	<8.0	**79**	**13**	**171**	<8.0	**292**	<8.0	--	<80	<80	<80	--	--
1.011	PSG-01-22-5 [4]	04/16/2019	Perimeter soil gas-01-22	<8.0	<8.0	<8.0	<8.0	<8.0	<8.0	<8.0	<8.0	<8.0	--	<80	<80	<80	--	--
1.011	PSG-01-22-15 [4]	04/16/2019	Perimeter soil gas-01-22	<8.0	**26**	<8.0	**11**	<8.0	<8.0	<8.0	<8.0	**12 J**	--	<80	<80	<80	--	--
1.011	PSG-01-24-15 [4]	04/16/2019	Perimeter soil gas-01-24	<8.0	<8.0	<8.0	<8.0	<8.0	<8.0	<8.0	<8.0	<8.0	--	<80	<80	<80	--	--
1.012	1.012-AA-123120	12/31/2020	Outdoor air	<0.099	<0.10	<0.10	<0.099	<0.099	<0.17	<0.14	<0.13	<0.13	--	--	--	--	--	--
1.012	1.012-01-123120	12/31/2020	Living room air (2nd Floor)	<0.099	<0.10	**0.12**	<0.099	<0.099	**0.98**	<0.14	<0.13	<0.13	--	--	--	--	--	--
1.012	1.012-02-123120	12/31/2020	Bedroom air (2nd Floor)	<0.099	<0.10	**0.13**	<0.099	<0.099	**1.1**	<0.14	<0.13	<0.13	--	--	--	--	--	--
1.012	1.012-03-123120	12/31/2020	Bathroom air (2nd Floor)	<0.099	<0.10	**0.14**	<0.099	<0.099	**1.2**	<0.14	<0.13	<0.13	--	--	--	--	--	--
1.012	PSG-01-19-5 [4]	08/13/2020	Perimeter soil gas-01-19	<8.0	<8.0	<8.0	<8.0	<8.0	<8.0	<8.0	<8.0	<8.0	--	<80	<80	<80	--	--
1.012	PSG-01-19-15 [4]	08/13/2020	Perimeter soil gas-01-19	<8.0	<8.0	<8.0	**5.0 J**	<8.0	<8.0	<8.0	<8.0	<8.0	--	<80	<80	<80	--	--
1.012	PSG-01-20-5 [4]	08/13/2020	Perimeter soil gas-01-20	<8.0	<8.0	<8.0	<8.0	<8.0	<8.0	<8.0	<8.0	<8.0	--	<80	<80	<80	--	--
1.012	PSG-01-20-15 [4]	08/13/2020	Perimeter soil gas-01-20	**39**	<8.0	<8.0	**65**	<8.0	**199**	<8.0	**310**	<8.0	--	<80	<80	<80	--	--
1.012	PSG-01-21-5 [4]	08/13/2020	Perimeter soil gas-01-21	<8.0	<8.0	<8.0	<8.0	<8.0	<8.0	<8.0	<8.0	<8.0	--	<80	<80	<80	--	--
1.012	PSG-01-21-15 [4]	08/13/2020	Perimeter soil gas-01-21	**35**	<8.0	<8.0	**103**	<8.0	**138**	<8.0	**264**	<8.0	--	<80	<80	<80	--	--
1.012	PSG-01-22-5 [4]	08/13/2020	Perimeter soil gas-01-22	<8.0	<8.0	<8.0	<8.0	<8.0	<8.0	<8.0	<8.0	<8.0	--	<80	<80	<80	--	--

TABLE A-6

HISTORICAL RESIDENTIAL INDOOR AIR AND SOIL GAS SAMPLING RESULTS
Former Ford Aeronutronic Facility
Newport Beach, California

Building ID	Sample ID	Date [2]	Location Description	Volatile Organic Compounds [1] (µg/m³)									Leak Detection Compounds [1]					
				1,1-DCE	1,1-DCA	1,2-DCA	cis-1,2-DCE	trans-1,2-DCE	PCE	1,1,1-TCA	TCE	Vinyl Chloride	Helium (ppmv)	Heptane (µg/m³)	Hexane (µg/m³)	Pentane (µg/m³)	TFA (µg/m³)	DFA (µg/m³)
1.012	PSG-01-22-15 [4]	08/13/2020	Perimeter soil gas-01-22	<8.0	**9.0**	<8.0	<8.0	<8.0	<8.0	<8.0	<8.0	<8.0	--	<80	<80	<80	--	--
1.012	PSG-01-24-15 [4]	08/13/2020	Perimeter soil gas-01-24	<8.0	<8.0	<8.0	<8.0	<8.0	<8.0	<8.0	<8.0	<8.0	--	<80	<80	<80	--	--
1.015	1.015-AA-050119	05/01/2019	Outdoor air	<0.099	<0.10	<0.10	<0.099	<0.099	<0.17	<0.14	<0.13	<0.13	--	--	--	--	--	--
1.015	1.015-01-050119	05/01/2019	Living room air (1st Floor)	<0.099	<0.10	**0.54**	<0.099	<0.099	<0.17	<0.14	<0.13	<0.13	--	--	--	--	--	--
1.015	1.015-11-050119	05/01/2019	Living room air (1st Floor) (Duplicate)	<0.099	<0.10	**0.55**	<0.099	<0.099	<0.17	<0.14	<0.13	<0.13	--	--	--	--	--	--
1.015	1.015-02-050119	05/01/2019	Bedroom (master) air (1st Floor)	<0.099	<0.10	**0.45**	<0.099	<0.099	<0.17	<0.14	<0.13	<0.13	--	--	--	--	--	--
1.015	1.015-03-050119	05/01/2019	Bathroom air (1st Floor)	<0.099	<0.10	**0.51**	<0.099	<0.099	<0.17	<0.14	<0.13	<0.13	--	--	--	--	--	--
1.015	1.015-04-050119	05/01/2019	Bedroom air (1st Floor)	<0.099	<0.10	**0.53**	<0.099	<0.099	<0.17	<0.14	<0.13	<0.13	--	--	--	--	--	--
1.015	PSG-01-19-5 [4]	04/18/2019	Perimeter soil gas-01-19	<8.0	<8.0	<8.0	<8.0	<8.0	<8.0	<8.0	**4.0 J**	<8.0	--	<80	<80	<80	--	--
1.015	PSG-01-19-15 [4]	04/18/2019	Perimeter soil gas-01-19	<8.0	<8.0	<8.0	**14**	<8.0	<8.0	<8.0	<8.0	<8.0	--	<80	<80	<80	--	--
1.015	PSG-01-19-15 REP [4]	04/18/2019	Perimeter soil gas-01-19 (Replicate)	<8.0	<8.0	<8.0	**13**	<8.0	<8.0	<8.0	<8.0	<8.0	--	<80	<80	<80	--	--
1.015	PSG-01-20-5 [4]	04/18/2019	Perimeter soil gas-01-20	<8.0	<8.0	<8.0	<8.0	<8.0	**66**	<8.0	<8.0	<8.0	--	<80	<80	<80	--	--
1.015	PSG-01-20-15 [4]	04/18/2019	Perimeter soil gas-01-20	**55**	**4.0 J**	<8.0	**71**	<8.0	**216**	<8.0	**364**	<8.0	--	<80	<80	<80	--	--
1.015	PSG-01-21-5 [4]	04/18/2019	Perimeter soil gas-01-21	<8.0	<8.0	<8.0	<8.0	<8.0	**67**	<8.0	<8.0	<8.0	--	<80	<80	<80	--	--
1.015	PSG-01-21-15 [4]	04/18/2019	Perimeter soil gas-01-21	**40**	**23**	<8.0	**79**	**13**	**171**	<8.0	**292**	<8.0	--	<80	<80	<80	--	--
1.015	PSG-01-22-5 [4]	04/16/2019	Perimeter soil gas-01-22	<8.0	<8.0	<8.0	<8.0	<8.0	<8.0	<8.0	<8.0	<8.0	--	<80	<80	<80	--	--
1.015	PSG-01-22-15 [4]	04/16/2019	Perimeter soil gas-01-22	<8.0	**26**	<8.0	**11**	<8.0	<8.0	<8.0	<8.0	**12 J**	--	<80	<80	<80	--	--
1.015	PSG-01-24-15 [4]	04/16/2019	Perimeter soil gas-01-24	<8.0	<8.0	<8.0	<8.0	<8.0	<8.0	<8.0	<8.0	<8.0	--	<80	<80	<80	--	--
1.015	1.015-AA-120319	12/03/2019	RESAMPLE Outdoor air	<0.099	<0.10	<0.10	<0.099	<0.099	<0.17	<0.14	<0.13	<0.13	--	--	--	--	--	--
1.015	1.015-01-120319	12/03/2019	RESAMPLE Living room air (1st Floor)	<0.099	<0.10	**0.10**	<0.099	<0.099	<0.17	<0.14	**0.13**	<0.13	--	--	--	--	--	--
1.015	1.015-11-120319	12/03/2019	RESAMPLE Living room air (1st Floor) (Duplicate)	<0.099	<0.10	**0.10**	<0.099	<0.099	<0.17	<0.14	<0.13	<0.13	--	--	--	--	--	--
1.015	1.015-02-120319	12/03/2019	RESAMPLE Bedroom (master) air (1st Floor)	<0.099	<0.10	**0.10**	<0.099	<0.099	<0.17	<0.14	<0.13	<0.13	--	--	--	--	--	--
1.015	1.015-03-120319	12/03/2019	RESAMPLE Bathroom air (1st Floor)	<0.099	<0.10	<0.10	<0.099	<0.099	<0.17	<0.14	<0.13	<0.13	--	--	--	--	--	--
1.015	1.015-04-120319	12/03/2019	RESAMPLE Bedroom air (1st Floor)	<0.099	<0.10	**0.11**	<0.099	<0.099	<0.17	<0.14	<0.13	<0.13	--	--	--	--	--	--
1.015	PSG-01-19-5 [4]	07/10/2019	Perimeter soil gas-01-19	<8.0 UJ	<8.0	<8.0	<8.0	<8.0	<8.0	<8.0	<8.0	<8.0	--	<80	<80	<80	--	--
1.015	PSG-01-19-15 [4]	07/10/2019	Perimeter soil gas-01-19	<8.0 UJ	<8.0	<8.0	**13**	<8.0	<8.0	<8.0	<8.0	<8.0	--	<80	<80	<80	--	--
1.015	PSG-01-20-5 [4]	07/10/2019	Perimeter soil gas-01-20	<8.0 UJ	<8.0	<8.0	<8.0	<8.0	<8.0	<8.0	<8.0	<8.0	--	<80	<80	<80	--	--
1.015	PSG-01-20-15 [4]	07/10/2019	Perimeter soil gas-01-20	**44 J-**	<8.0	<8.0	**76**	<8.0	**209**	<8.0	**314**	<8.0	--	<80	<80	<80	--	--
1.015	PSG-01-21-5 [4]	07/10/2019	Perimeter soil gas-01-21	<8.0 UJ	<8.0	<8.0	<8.0	<8.0	<8.0	<8.0	<8.0	<8.0	--	<80	<80	<80	--	--
1.015	PSG-01-21-15 [4]	07/10/2019	Perimeter soil gas-01-21	**38 J-**	**16**	<8.0	**95**	**11**	**153**	<8.0	**260**	**10**	--	<80	<80	<80	--	--
1.015	PSG-01-22-5 [4]	07/09/2019	Perimeter soil gas-01-22	<8.0	<8.0	<8.0	<8.0	<8.0	<8.0	<8.0	<8.0	<8.0	--	<80	<80	<80	--	--
1.015	PSG-01-22-15 [4]	07/09/2019	Perimeter soil gas-01-22	<8.0	<8.0	<8.0	<8.0	<8.0	<8.0	<8.0	<8.0	**9.0**	--	<80	<80	<80	--	--
1.015	PSG-01-23-15 [4]	07/09/2019	Perimeter soil gas-01-23	<8.0	<8.0	<8.0	<8.0	<8.0	<8.0	<8.0	<8.0	<8.0	--	<80	<80	<80	--	--
1.015	PSG-01-24-15 [4]	07/09/2019	Perimeter soil gas-01-24	<8.0	<8.0	<8.0	<8.0	<8.0	<8.0	<8.0	<8.0	<8.0	--	<80	<80	<80	--	--
1.016	1.016-AA-051719	05/17/2019	Outdoor air	<0.099	<0.10	<0.10	<0.099	<0.099	<0.17	<0.14	<0.13	<0.13	--	--	--	--	--	--
1.016	1.016-01-051719	05/17/2019	Living room air (2nd Floor)	<0.099	<0.10	**2.7**	<0.099	<0.099	<0.17	<0.14	<0.13	<0.13	--	--	--	--	--	--
1.016	1.016-02-051719	05/17/2019	Bathroom air (2nd Floor)	<0.099	<0.10	**2.9**	<0.099	<0.099	<0.17	<0.14	<0.13	<0.13	--	--	--	--	--	--
1.016	1.016-03-051719	05/17/2019	Bedroom (master) air (2nd Floor)	<0.099	<0.10	**2.9**	<0.099	<0.099	<0.17	<0.14	<0.13	<0.13	--	--	--	--	--	--
1.016	PSG-01-19-5 [4]	04/18/2019	Perimeter soil gas-01-19	<8.0	<8.0	<8.0	<8.0	<8.0	<8.0	<8.0	**4.0 J**	<8.0	--	<80	<80	<80	--	--
1.016	PSG-01-19-15 [4]	04/18/2019	Perimeter soil gas-01-19	<8.0	<8.0	<8.0	**14**	<8.0	<8.0	<8.0	<8.0	<8.0	--	<80	<80	<80	--	--
1.016	PSG-01-19-15 REP [4]	04/18/2019	Perimeter soil gas-01-19 (Replicate)	<8.0	<8.0	<8.0	**13**	<8.0	<8.0	<8.0	<8.0	<8.0	--	<80	<80	<80	--	--
1.016	PSG-01-20-5 [4]	04/18/2019	Perimeter soil gas-01-20	<8.0	<8.0	<8.0	<8.0	<8.0	**66**	<8.0	<8.0	<8.0	--	<80	<80	<80	--	--
1.016	PSG-01-20-15 [4]	04/18/2019	Perimeter soil gas-01-20	**55**	**4.0 J**	<8.0	**71**	<8.0	**216**	<8.0	**364**	<8.0	--	<80	<80	<80	--	--
1.016	PSG-01-21-5 [4]	04/18/2019	Perimeter soil gas-01-21	<8.0	<8.0	<8.0	<8.0	<8.0	**67**	<8.0	<8.0	<8.0	--	<80	<80	<80	--	--
1.016	PSG-01-21-15 [4]	04/18/2019	Perimeter soil gas-01-21	**40**	**23**	<8.0	**79**	**13**	**171**	<8.0	**292**	<8.0	--	<80	<80	<80	--	--
1.016	PSG-01-22-5 [4]	04/16/2019	Perimeter soil gas-01-22	<8.0	<8.0	<8.0	<8.0	<8.0	<8.0	<8.0	<8.0	<8.0	--	<80	<80	<80	--	--
1.016	PSG-01-22-15 [4]	04/16/2019	Perimeter soil gas-01-22	<8.0	**26**	<8.0	**11**	<8.0	<8.0	<8.0	<8.0	**12 J**	--	<80	<80	<80	--	--
1.016	PSG-01-24-15 [4]	04/16/2019	Perimeter soil gas-01-24	<8.0	<8.0	<8.0	<8.0	<8.0	<8.0	<8.0	<8.0	<8.0	--	<80	<80	<80	--	--
1.017	1.017-AA-051519	05/15/2019	Outdoor air	<0.099	<0.10	<0.10	<0.099	<0.099	<0.17	<0.14	<0.13	<0.13	--	--	--	--	--	--
1.017	1.017-01-051519	05/15/2019	Living room air (1st Floor)	<0.099	<0.10	**1.2**	<0.099	<0.099	**0.34**	<0.14	<0.13	<0.13	--	--	--	--	--	--
1.017	1.017-02-051519	05/15/2019	Bathroom air (1st Floor)	<0.099	<0.10	**1.2**	<0.099	<0.099	**0.31**	<0.14	<0.13	<0.13	--	--	--	--	--	--
1.017	1.017-03-051519	05/15/2019	Bedroom (master) air (1st Floor)	<0.099	<0.10	**1.2**	<0.099	<0.099	**0.30**	<0.14	<0.13	<0.13	--	--	--	--	--	--
1.017	PSG-01-19-5 [4]	04/18/2019	Perimeter soil gas-01-19	<8.0	<8.0	<8.0	<8.0	<8.0	<8.0	<8.0	**4.0 J**	<8.0	--	<80	<80	<80	--	--
1.017	PSG-01-19-15 [4]	04/18/2019	Perimeter soil gas-01-19	<8.0	<8.0	<8.0	**14**	<8.0	<8.0	<8.0	<8.0	<8.0	--	<80	<80	<80	--	--
1.017	PSG-01-19-15 REP [4]	04/18/2019	Perimeter soil gas-01-19 (Replicate)	<8.0	<8.0	<8.0	**13**	<8.0	<8.0	<8.0	<8.0	<8.0	--	<80	<80	<80	--	--
1.017	PSG-01-20-5 [4]	04/18/2019	Perimeter soil gas-01-20	<8.0	<8.0	<8.0	<8.0	<8.0	**66**	<8.0	<8.0	<8.0	--	<80	<80	<80	--	--

TABLE A-6

HISTORICAL RESIDENTIAL INDOOR AIR AND SOIL GAS SAMPLING RESULTS
Former Ford Aeronutronic Facility
Newport Beach, California

Building ID	Sample ID	Date [2]	Location Description	Volatile Organic Compounds [1] (µg/m³)									Leak Detection Compounds [1]					
				1,1-DCE	1,1-DCA	1,2-DCA	cis-1,2-DCE	trans-1,2-DCE	PCE	1,1,1-TCA	TCE	Vinyl Chloride	Helium (ppmv)	Heptane (µg/m³)	Hexane (µg/m³)	Pentane (µg/m³)	TFA (µg/m³)	DFA (µg/m³)
1.017	PSG-01-20-15 [4]	04/18/2019	Perimeter soil gas-01-20	**55**	**4.0 J**	<8.0	**71**	<8.0	**216**	<8.0	**364**	<8.0	--	<80	<80	<80	--	--
1.017	PSG-01-21-5 [4]	04/18/2019	Perimeter soil gas-01-21	<8.0	<8.0	<8.0	<8.0	<8.0	**67**	<8.0	<8.0	<8.0	--	<80	<80	<80	--	--
1.017	PSG-01-21-15 [4]	04/18/2019	Perimeter soil gas-01-21	**40**	**23**	<8.0	**79**	**13**	**171**	<8.0	**292**	<8.0	--	<80	<80	<80	--	--
1.017	PSG-01-22-5 [4]	04/16/2019	Perimeter soil gas-01-22	<8.0	<8.0	<8.0	<8.0	<8.0	<8.0	<8.0	<8.0	<8.0	--	<80	<80	<80	--	--
1.017	PSG-01-22-15 [4]	04/16/2019	Perimeter soil gas-01-22	<8.0	**26**	<8.0	**11**	<8.0	<8.0	<8.0	<8.0	**12 J**	--	<80	<80	<80	--	--
1.017	PSG-01-24-15 [4]	04/16/2019	Perimeter soil gas-01-24	<8.0	<8.0	<8.0	<8.0	<8.0	<8.0	<8.0	<8.0	<8.0	--	<80	<80	<80	--	--
1.018	1.018-AA-042619	04/26/2019	Outdoor air	<0.099	<0.10	<0.10	<0.099	<0.099	<0.17	<0.14	<0.13	<0.13	--	--	--	--	--	--
1.018	1.018-01-042619	04/26/2019	Living room air (2nd Floor)	<0.099	<0.10	**1.3**	<0.099	<0.099	**0.58 J**	<0.14	**0.84 J**	<0.13	--	--	--	--	--	--
1.018	1.018-11-042619	04/26/2019	Living room air (2nd Floor) (Duplicate)	<0.099	<0.10	**1.4**	<0.099	<0.099	**0.37 J**	<0.14	<0.13 UJ	<0.13	--	--	--	--	--	--
1.018	1.018-02-042619	04/26/2019	Bathroom air (2nd Floor)	<0.099	<0.10	**1.5**	<0.099	<0.099	**0.33**	<0.14	<0.13	<0.13	--	--	--	--	--	--
1.018	1.018-03-042619	04/26/2019	Bedroom (master) air (2nd Floor)	<0.099	<0.10	**3.1**	<0.099	<0.099	**0.86**	<0.14	<0.13	<0.13	--	--	--	--	--	--
1.018	1.018-AA-060719	06/07/2019	RESAMPLE Outdoor air	<0.099	<0.10	<0.10	<0.099	<0.099	<0.17	<0.14	<0.13	<0.13	--	--	--	--	--	--
1.018	1.018-01-060719	06/07/2019	RESAMPLE Living room air (2nd Floor)	<0.099	<0.10	**1.4**	<0.099	<0.099	**0.31**	<0.14	<0.13	<0.13	--	--	--	--	--	--
1.018	1.018-02-060719	06/07/2019	RESAMPLE Bathroom air (2nd Floor)	<0.099	<0.10	**2.1**	<0.099	<0.099	**0.62**	<0.14	<0.13	<0.13	--	--	--	--	--	--
1.018	1.018-03-060719	06/07/2019	RESAMPLE Bedroom (master) air (2nd Floor)	<0.099	<0.10	**2.5**	<0.099	<0.099	**0.61**	<0.14	<0.13	<0.13	--	--	--	--	--	--
1.018	PSG-01-19-5 [4]	04/18/2019	Perimeter soil gas-01-19	<8.0	<8.0	<8.0	<8.0	<8.0	<8.0	<8.0	**4.0 J**	<8.0	--	<80	<80	<80	--	--
1.018	PSG-01-19-15 [4]	04/18/2019	Perimeter soil gas-01-19	<8.0	<8.0	<8.0	**14**	<8.0	<8.0	<8.0	<8.0	<8.0	--	<80	<80	<80	--	--
1.018	PSG-01-19-15 REP [4]	04/18/2019	Perimeter soil gas-01-19 (Replicate)	<8.0	<8.0	<8.0	**13**	<8.0	<8.0	<8.0	<8.0	<8.0	--	<80	<80	<80	--	--
1.018	PSG-01-20-5 [4]	04/18/2019	Perimeter soil gas-01-20	<8.0	<8.0	<8.0	<8.0	<8.0	**66**	<8.0	<8.0	<8.0	--	<80	<80	<80	--	--
1.018	PSG-01-20-15 [4]	04/18/2019	Perimeter soil gas-01-20	**55**	**4.0 J**	<8.0	**71**	<8.0	**216**	<8.0	**364**	<8.0	--	<80	<80	<80	--	--
1.018	PSG-01-21-5 [4]	04/18/2019	Perimeter soil gas-01-21	<8.0	<8.0	<8.0	<8.0	<8.0	**67**	<8.0	<8.0	<8.0	--	<80	<80	<80	--	--
1.018	PSG-01-21-15 [4]	04/18/2019	Perimeter soil gas-01-21	**40**	**23**	<8.0	**79**	**13**	**171**	<8.0	**292**	<8.0	--	<80	<80	<80	--	--
1.018	PSG-01-22-5 [4]	04/16/2019	Perimeter soil gas-01-22	<8.0	<8.0	<8.0	<8.0	<8.0	<8.0	<8.0	<8.0	<8.0	--	<80	<80	<80	--	--
1.018	PSG-01-22-15 [4]	04/16/2019	Perimeter soil gas-01-22	<8.0	**26**	<8.0	**11**	<8.0	<8.0	<8.0	<8.0	**12 J**	--	<80	<80	<80	--	--
1.018	PSG-01-24-15 [4]	04/16/2019	Perimeter soil gas-01-24	<8.0	<8.0	<8.0	<8.0	<8.0	<8.0	<8.0	<8.0	<8.0	--	<80	<80	<80	--	--
1.018	1.018-AA-022522	02/25/2022	RESAMPLE Outdoor air	<0.099	<0.10	**0.13**	<0.099	<0.099	<0.17	<0.14	<0.13 UJ	<0.13	--	--	--	--	--	--
1.018	1.018-01-022522	02/25/2022	RESAMPLE Living room air (2nd Floor)	<0.099 UJ	<0.10 UJ	<0.10 UJ	<0.20 UJ	<0.099 UJ	<0.17 UJ	<0.14 UJ	<0.13 UJ	<0.13 UJ	--	--	--	--	--	--
1.018	1.018-02-022522	02/25/2022	RESAMPLE Bathroom air (2nd Floor)	<0.099	<0.10	**0.12**	<0.20	<0.099	<0.17	<0.14	<0.13 UJ	<0.13	--	--	--	--	--	--
1.018	1.018-03-022522	02/25/2022	RESAMPLE Bedroom (master) air (2nd Floor)	<0.099	<0.10	**0.10**	<0.20	<0.099	**0.45**	<0.14	<0.13 UJ	<0.13	--	--	--	--	--	--
1.018	PSG-01-19-5 [4]	01/19/2022	Perimeter soil gas-01-19 air	<4.0	<4.0	<4.0	<4.0	<4.0	<4.0 UJ	<4.0	<4.0 UJ	<4.0	--	<40	<40	<40	--	--
1.018	PSG-01-19-15 [4]	01/19/2022	Perimeter soil gas-01-19 air	<4.0	<4.0	<4.0	**10**	<4.0	**10 J**	<4.0	**5.0 J**	<4.0	--	<40	<40	<40	--	--
1.018	PSG-01-20-5 [4]	01/19/2022	Perimeter soil gas-01-20 air	<4.0	<4.0	<4.0	<4.0	<4.0	<4.0 UJ	<4.0	<4.0 UJ	<4.0	--	<40	<40	<40	--	--
1.018	PSG-01-20-5 REP [4]	01/19/2022	Perimeter soil gas-01-20 air (Replicate)	<4.0	<4.0	<4.0	<4.0	<4.0	<4.0 UJ	<4.0	<4.0 UJ	<4.0	--	<40	<40	<40	--	--
1.018	PSG-01-20-15 [4]	01/19/2022	Perimeter soil gas-01-20 air	**32**	<4.0	<4.0	**67**	<4.0	**223 J**	<4.0	**318 J**	**5.0**	--	<40	<40	<40	--	--
1.018	PSG-01-21-15 [4]	01/19/2022	Perimeter soil gas-01-21 air	**23**	**15**	<4.0	**76**	**11**	**146 J**	<4.0	**259 J**	**11**	--	<40	<40	<40	--	--
1.018	PSG-01-22-5 [4]	01/19/2022	Perimeter soil gas-01-22 air	<4.0	<4.0	<4.0	<4.0	<4.0	<4.0 UJ	<4.0	<4.0 UJ	<4.0	--	<40	<40	<40	--	--
1.018	PSG-01-22-15 [4]	01/19/2022	Perimeter soil gas-01-22 air	<4.0	**12**	<4.0	<4.0	<4.0	**7.0 J**	<4.0	**5.0 J**	<4.0	--	<40	<40	<40	--	--
1.018	PSG-01-24-15 [4]	01/19/2022	Perimeter soil gas-01-24 air	<4.0	<4.0	<4.0	<4.0	<4.0	<4.0 UJ	<4.0	<4.0 UJ	<4.0	--	<40	<40	<40	--	--
1.018	1.018-AA-091422	09/14/2022	RESAMPLE Outdoor air	<0.099	<0.10	<0.10	<0.20	<0.099	<0.17	<0.14	<0.13	<0.13	--	--	--	--	--	--
1.018	1.018-01-091422	09/14/2022	RESAMPLE Living room air (2nd Floor)	<0.099	<0.10	<0.10	<0.20	<0.099	<0.17	<0.14	<0.13	<0.13	--	--	--	--	--	--
1.018	1.018-02-091422	09/14/2022	RESAMPLE Bathroom air (2nd Floor)	<0.099	<0.10	<0.10	<0.20	<0.099	<0.17	<0.14	**0.18**	<0.13	--	--	--	--	--	--
1.018	1.018-03-091422	09/14/2022	RESAMPLE Bedroom (master) air (2nd Floor)	<0.099	<0.10	<0.10	<0.20	<0.099	<0.17	<0.14	<0.13	<0.13	--	--	--	--	--	--
1.018	PSG-01-20-5 [4]	09/12/2022	Perimeter soil gas-01-20 air	<100	<100	<20	<100	<100	<20	<100	<20	<10	--	--	--	--	--	<100
1.018	PSG-01-20-15 [4]	09/12/2022	Perimeter soil gas-01-20 air	<100	<100	<20	<100	<100	**180**	<100	**260**	<10	--	--	--	--	--	<100
1.018	PSG-01-22-5 [4]	09/12/2022	Perimeter soil gas-01-22 air	<100 UJ	<100 UJ	<20 UJ	<100 UJ	<100 UJ	<20 UJ	<100 UJ	<20 UJ	<10 UJ	--	--	--	--	--	<100
1.018	PSG-01-22-15 [4]	09/12/2022	Perimeter soil gas-01-22 air	<100	<100	<20	<100	<100	<20	<100	<20	<10	--	--	--	--	--	<100
1.018	PSG-01-24-15 [4]	09/12/2022	Perimeter soil gas-01-24 air	<100	<100	<20	<100	<100	<20	<100	<20	<10	--	--	--	--	--	<100
1.019	1.019-AA-052219	05/22/2019	Outdoor air	<0.099	<0.10	<0.10	<0.099	<0.099	<0.17	<0.14	<0.13	<0.13	--	--	--	--	--	--
1.019	1.019-01-052219	05/22/2019	Living room air (1st Floor)	<0.099	**0.11**	**0.83**	<0.099	<0.099	<0.17	<0.14	<0.13	<0.13	--	--	--	--	--	--
1.019	1.019-11-052219	05/22/2019	Living room air (1st Floor) (Duplicate)	<0.099	**0.12**	**0.85**	<0.099	<0.099	<0.17	<0.14	<0.13	<0.13	--	--	--	--	--	--
1.019	1.019-02-052219	05/22/2019	Bathroom air (1st Floor)	<0.099	**0.12**	**0.95**	<0.099	<0.099	<0.17	<0.14	<0.13	<0.13	--	--	--	--	--	--
1.019	1.019-03-052219	05/22/2019	Bedroom (office) air (1st Floor)	<0.099	**0.12**	**0.98**	<0.099	<0.099	<0.17	<0.14	<0.13	<0.13	--	--	--	--	--	--
1.019	PSG-01-13-5 [4]	04/17/2019	Perimeter soil gas-01-13	<8.0	<8.0	<8.0	<8.0	<8.0	<8.0	<8.0	<8.0	<8.0	--	<80	<80	<80	--	--
1.019	PSG-01-13-15 [4]	04/17/2019	Perimeter soil gas-01-13	<8.0	<8.0	<8.0	<8.0	<8.0	**218**	<8.0	**103**	<8.0	--	<80	<80	<80	--	--
1.019	PSG-01-14-5 [4]	04/17/2019	Perimeter soil gas-01-14	**11 J**	<8.0	<8.0	<8.0	<8.0	**29**	<8.0	<8.0	<8.0	--	<80	<80	<80	--	--
1.019	PSG-01-14-15 [4]	04/17/2019	Perimeter soil gas-01-14	**10 J**	<8.0	<8.0	<8.0	<8.0	**360**	<8.0	**171**	<8.0	--	<80	<80	<80	--	--

TABLE A-6

HISTORICAL RESIDENTIAL INDOOR AIR AND SOIL GAS SAMPLING RESULTS
Former Ford Aeronutronic Facility
Newport Beach, California

Building ID	Sample ID	Date [2]	Location Description	Volatile Organic Compounds [1] (µg/m³)									Leak Detection Compounds [1]					
				1,1-DCE	1,1-DCA	1,2-DCA	cis-1,2-DCE	trans-1,2-DCE	PCE	1,1,1-TCA	TCE	Vinyl Chloride	Helium (ppmv)	Heptane (µg/m³)	Hexane (µg/m³)	Pentane (µg/m³)	TFA (µg/m³)	DFA (µg/m³)
1.019	PSG-01-15-15 [4]	04/17/2019	Perimeter soil gas-01-15	<8.0	**15**	<8.0	**34**	<8.0	**69**	<8.0	**153**	<8.0	--	<80	<80	<80	--	--
1.019	PSG-01-16-15 [4]	04/17/2019	Perimeter soil gas-01-16	**16 J**	<8.0	<8.0	<8.0	<8.0	**243**	<8.0	**385**	<8.0	--	<80	<80	<80	--	--
1.019	PSG-01-17-5 [4]	04/17/2019	Perimeter soil gas-01-17	<8.0	<8.0	<8.0	<8.0	<8.0	**23**	<8.0	**6.0 J**	<8.0	--	<80	<80	<80	--	--
1.019	PSG-01-17-15 [4]	04/17/2019	Perimeter soil gas-01-17	**22 J**	<8.0	<8.0	<8.0	<8.0	**399**	<8.0	**291**	<8.0	--	<80	<80	<80	--	--
1.019	PSG-01-18-5 [4]	04/17/2019	Perimeter soil gas-01-18	<8.0	<8.0	<8.0	<8.0	<8.0	<8.0	<8.0	<8.0	<8.0	--	<80	<80	<80	--	--
1.019	PSG-01-18-15 [4]	04/17/2019	Perimeter soil gas-01-18	<8.0	<8.0	**10**	<8.0	<8.0	**134**	<8.0	**40**	<8.0	--	<80	<80	<80	--	--
1.019	1.019-AA-072619	07/26/2019	RESAMPLE Outdoor air	<0.099	<0.10	<0.10	<0.099	<0.099	<0.17	<0.14	<0.13	<0.13	--	--	--	--	--	--
1.019	1.019-01-072619	07/26/2019	RESAMPLE Living room air (1st Floor)	<0.099	<0.10	**0.31**	<0.099	<0.099	**0.40**	<0.14	<0.13	<0.13	--	--	--	--	--	--
1.019	1.019-02-072619	07/26/2019	RESAMPLE Bathroom air (1st Floor)	<0.099	<0.10	**0.36**	<0.099	<0.099	**0.37**	<0.14	<0.13	<0.13	--	--	--	--	--	--
1.019	1.019-03-072619	07/26/2019	RESAMPLE Bedroom (office) air (1st Floor)	<0.099	<0.10	**0.42**	<0.099	<0.099	**0.44**	<0.14	<0.13	<0.13	--	--	--	--	--	--
1.019	PSG-01-13-5 [4]	07/10/2019	Perimeter soil gas-01-13	**4.0 J**	<8.0	<8.0	<8.0	<8.0	<8.0	<8.0	<8.0	<8.0	--	<80	<80	<80	--	--
1.019	PSG-01-13-15 [4]	07/10/2019	Perimeter soil gas-01-13	<8.0	<8.0	<8.0	<8.0	<8.0	**233**	<8.0	**89**	<8.0	--	<80	<80	<80	--	--
1.019	PSG-01-14-5 [4]	07/10/2019	Perimeter soil gas-01-14	**5.0 J**	<8.0	<8.0	<8.0	<8.0	**15**	<8.0	<8.0	<8.0	--	<80	<80	<80	--	--
1.019	PSG-01-14-15 [4]	07/10/2019	Perimeter soil gas-01-14	<8.0	<8.0	<8.0	<8.0	<8.0	**302**	<8.0	**113**	<8.0	--	<80	<80	<80	--	--
1.019	PSG-01-15-5 [4]	07/10/2019	Perimeter soil gas-01-15	<8.0 UJ	<8.0	<8.0	<8.0	<8.0	<8.0	<8.0	<8.0	<8.0	--	<80	<80	<80	--	--
1.019	PSG-01-15-15 [4]	07/10/2019	Perimeter soil gas-01-15	<8.0 UJ	**9.0**	<8.0	**24**	<8.0	**70**	<8.0	**129**	<8.0	--	<80	<80	<80	--	--
1.019	PSG-01-16-15 [4]	07/10/2019	Perimeter soil gas-01-16	<8.0 UJ	<8.0	<8.0	<8.0	<8.0	**285**	<8.0	**343**	<8.0	--	<80	<80	<80	--	--
1.019	PSG-01-17-5 [4]	07/10/2019	Perimeter soil gas-01-17	<8.0 UJ	<8.0	<8.0	<8.0	<8.0	**26**	<8.0	<8.0	<8.0	--	<80	<80	<80	--	--
1.019	PSG-01-17-15 [4]	07/10/2019	Perimeter soil gas-01-17	<8.0 UJ	<8.0	<8.0	<8.0	<8.0	**445**	**6.0 J**	**232**	<8.0	--	<80	<80	<80	--	--
1.019	PSG-01-18-5 [4]	07/10/2019	Perimeter soil gas-01-18	<8.0 UJ	<8.0	<8.0	<8.0	<8.0	<8.0	<8.0	<8.0	<8.0	--	<80	<80	<80	--	--
1.019	PSG-01-18-15 [4]	07/10/2019	Perimeter soil gas-01-18	<8.0 UJ	<8.0	<8.0	<8.0	<8.0	**147**	<8.0	**29**	<8.0	--	<80	<80	<80	--	--
1.019	1.019-AA-020720	02/07/2020	RESAMPLE Outdoor air	<0.099	<0.10	<0.10	<0.099	<0.099	<0.17	<0.14	<0.13	<0.13	--	--	--	--	--	--
1.019	1.019-01-020720	02/07/2020	RESAMPLE Living room air (1st Floor)	<0.099	<0.10	**0.12**	<0.099	<0.099	**0.17**	<0.14	**0.13**	<0.13	--	--	--	--	--	--
1.019	1.019-02-020720	02/07/2020	RESAMPLE Bathroom air (1st Floor)	<0.099	<0.10	**0.19**	<0.099	<0.099	**0.17**	<0.14	**0.20**	<0.13	--	--	--	--	--	--
1.019	1.019-03-020720	02/07/2020	RESAMPLE Bedroom (office) air (1st Floor)	<0.099	<0.10	**0.18**	<0.099	<0.099	<0.17	<0.14	**0.20**	<0.13	--	--	--	--	--	--
1.019	PSG-01-13-5 [4]	02/11/2020	Perimeter soil gas-01-13	<8.0	<8.0	<8.0	<8.0	<8.0	<8.0	<8.0	<8.0	<8.0 UJ	--	<80	<80	<80	--	--
1.019	PSG-01-13-15 [4]	02/11/2020	Perimeter soil gas-01-13	<8.0	<8.0	<8.0	<8.0	<8.0	**226**	<8.0	**61**	<8.0 UJ	--	<80	<80	<80	--	--
1.019	PSG-01-14-5 [4]	02/11/2020	Perimeter soil gas-01-14	<8.0	<8.0	<8.0	<8.0	<8.0	<8.0	<8.0	<8.0	<8.0 UJ	--	<80	<80	<80	--	--
1.019	PSG-01-14-15 [4]	02/11/2020	Perimeter soil gas-01-14	<8.0	<8.0	<8.0	<8.0	<8.0	**388**	<8.0	**136**	<8.0 UJ	--	<80	<80	<80	--	--
1.019	PSG-01-15-15 [4]	02/11/2020	Perimeter soil gas-01-15	<8.0	<8.0	<8.0	**20**	<8.0	**73**	<8.0	**118**	<8.0 UJ	--	<80	<80	<80	--	--
1.019	PSG-01-16-15 [4]	02/11/2020	Perimeter soil gas-01-16	<8.0	<8.0	<8.0	<8.0	<8.0	**217**	<8.0	**307**	<8.0	--	<80	<80	<80	--	--
1.019	PSG-01-17-5 [4]	02/11/2020	Perimeter soil gas-01-17	<8.0	<8.0	<8.0	<8.0	<8.0	**24**	<8.0	<8.0	<8.0	--	<80	<80	<80	--	--
1.019	PSG-01-17-15 [4]	02/11/2020	Perimeter soil gas-01-17	<8.0	<8.0	<8.0	<8.0	<8.0	**380**	<8.0	**215**	<8.0	--	<80	<80	<80	--	--
1.019	PSG-01-17-15 REP [4]	02/11/2020	Perimeter soil gas-01-17 (Replicate)	<8.0	<8.0	<8.0	<8.0	<8.0	**354**	<8.0	**212**	<8.0	--	<80	<80	<80	--	--
1.019	PSG-01-18-5 [4]	02/11/2020	Perimeter soil gas-01-18	<8.0	<8.0	<8.0	<8.0	<8.0	<8.0	<8.0	<8.0	<8.0	--	<80	<80	<80	--	--
1.019	PSG-01-18-15 [4]	02/11/2020	Perimeter soil gas-01-18	<8.0	<8.0	<8.0	<8.0	<8.0	**124**	<8.0	**25**	<8.0	--	<80	<80	<80	--	--
1.023	1.023-AA-090222	09/02/2022	Outdoor air	<0.099	<0.10	<0.10	<0.20	<0.099	<0.17	<0.14	<0.13	<0.13	--	--	--	--	--	--
1.023	1.023-01-090222	09/02/2022	Living room air (1st Floor)	<0.099	<0.10	**0.55**	<0.20	<0.099	**0.28**	<0.14	<0.13	<0.13	--	--	--	--	--	--
1.023	1.023-11-090222	09/02/2022	Living room air (1st Floor) (Replicate)	<0.099	<0.10	**0.57**	<0.20	<0.099	<0.17	<0.14	<0.13	<0.13	--	--	--	--	--	--
1.023	1.023-02-090222	09/02/2022	Bathroom air (1st Floor)	<0.099	<0.10	**0.43**	<0.20	<0.099	<0.17	<0.14	<0.13	<0.13	--	--	--	--	--	--
1.023	1.023-03-090222	09/02/2022	Bedroom (master) air (1st Floor)	<0.099	<0.10	**0.49**	<0.20	<0.099	<0.17	<0.14	<0.13	<0.13	--	--	--	--	--	--
1.023	PSG-01-14-5 [4]	09/12/2022	Perimeter soil gas-01-14	<100	<100	<20	<100	<100	<20	<100	<20	<10	--	--	--	--	--	<100
1.023	PSG-01-14-15 [4]	09/12/2022	Perimeter soil gas-01-14	<100	<100	<20	<100	<100	**360**	<100	**220**	<10	--	--	--	--	--	<100
1.023	PSG-01-14-15 REP [4]	09/12/2022	Perimeter soil gas-01-14 (Replicate)	<100	<100	<20	<100	<100	**290**	<100	**170**	<10	--	--	--	--	--	<100
1.023	PSG-01-16-5 [4]	09/12/2022	Perimeter soil gas-01-16	<100	<100	<20	<100	<100	<20	<100	<20	<10	--	--	--	--	--	<100
1.023	PSG-01-16-15 [4]	09/12/2022	Perimeter soil gas-01-16	<100 R	<100 R	<20 R	<100 R	<100 R	**240 R**	<100 R	**240 R**	<10 R	--	--	--	--	--	**140**
1.023	PSG-01-18-5 [4]	09/12/2022	Perimeter soil gas-01-18	<100	<100	<20	<100	<100	<20	<100	<20	<10	--	--	--	--	--	<100
1.023	PSG-01-18-15 [4]	09/12/2022	Perimeter soil gas-01-18	<100	<100	<20	<100	<100	**140**	<100	<20	<10	--	--	--	--	--	<100
1.024	1.024-AA-051519	05/15/2019	Outdoor air	<0.099	<0.10	<0.10	<0.099	<0.099	<0.17	<0.14	<0.13	<0.13	--	--	--	--	--	--
1.024	1.024-01-051519	05/15/2019	Dining room air (2nd Floor)	<0.099	<0.10	**0.91**	<0.099	<0.099	**0.25**	<0.14	<0.13	<0.13	--	--	--	--	--	--
1.024	1.024-11-051519	05/15/2019	Dining room air (2nd Floor) (Duplicate)	<0.099	<0.10	**0.93**	<0.099	<0.099	**0.26**	<0.14	<0.13	<0.13	--	--	--	--	--	--
1.024	1.024-02-051519	05/15/2019	Bathroom air (2nd Floor)	<0.099	<0.10	**1.0**	<0.099	<0.099	**0.27**	<0.14	<0.13	<0.13	--	--	--	--	--	--
1.024	1.024-03-051519	05/15/2019	Bedroom air (2nd Floor)	<0.099	<0.10	**0.94**	<0.099	<0.099	**0.28**	<0.14	<0.13	<0.13	--	--	--	--	--	--
1.024	1.024-AA-071019	07/10/2019	RESAMPLE Outdoor air	<0.099	<0.10	<0.10	<0.099	<0.099	<0.17	<0.14	<0.13	<0.13	--	--	--	--	--	--
1.024	1.024-01-071019	07/10/2019	RESAMPLE Dining room air (2nd Floor)	<0.099	<0.10	**1.4**	<0.099	<0.099	**0.18 J**	<0.14	<0.13	<0.13	--	--	--	--	--	--
1.024	1.024-11-071019	07/10/2019	RESAMPLE Dining room air (2nd Floor) (Duplicate)	<0.099	<0.10	**1.4**	<0.099	<0.099	**0.41 J**	<0.14	<0.13	<0.13	--	--	--	--	--	--

TABLE A-6

HISTORICAL RESIDENTIAL INDOOR AIR AND SOIL GAS SAMPLING RESULTS
Former Ford Aeronutronic Facility
Newport Beach, California

Building ID	Sample ID	Date [2]	Location Description	Volatile Organic Compounds [1] (µg/m³)									Leak Detection Compounds [1]					
				1,1-DCE	1,1-DCA	1,2-DCA	cis-1,2-DCE	trans-1,2-DCE	PCE	1,1,1-TCA	TCE	Vinyl Chloride	Helium (ppmv)	Heptane (µg/m³)	Hexane (µg/m³)	Pentane (µg/m³)	TFA (µg/m³)	DFA (µg/m³)
1.024	1.024-02-071019	07/10/2019	RESAMPLE Bathroom air (2nd Floor)	<0.099	<0.10	**1.5**	<0.099	<0.099	**0.22**	<0.14	<0.13	<0.13	--	--	--	--	--	--
1.024	1.024-03-071019	07/10/2019	RESAMPLE Bedroom air (2nd Floor)	<0.099	<0.10	**1.2**	<0.099	<0.099	**0.18**	<0.14	<0.13	<0.13	--	--	--	--	--	--
1.024	PSG-01-13-5 [4]	04/17/2019	Perimeter soil gas-01-13	<8.0	<8.0	<8.0	<8.0	<8.0	<8.0	<8.0	<8.0	<8.0	--	<80	<80	<80	--	--
1.024	PSG-01-13-15 [4]	04/17/2019	Perimeter soil gas-01-13	<8.0	<8.0	<8.0	<8.0	<8.0	**218**	<8.0	**103**	<8.0	--	<80	<80	<80	--	--
1.024	PSG-01-14-5 [4]	04/17/2019	Perimeter soil gas-01-14	**11 J**	<8.0	<8.0	<8.0	<8.0	**29**	<8.0	<8.0	<8.0	--	<80	<80	<80	--	--
1.024	PSG-01-14-15 [4]	04/17/2019	Perimeter soil gas-01-14	**10 J**	<8.0	<8.0	<8.0	<8.0	**360**	<8.0	**171**	<8.0	--	<80	<80	<80	--	--
1.024	PSG-01-15-15 [4]	04/17/2019	Perimeter soil gas-01-15	<8.0	**15**	<8.0	**34**	<8.0	**69**	<8.0	**153**	<8.0	--	<80	<80	<80	--	--
1.024	PSG-01-16-15 [4]	04/17/2019	Perimeter soil gas-01-16	**16 J**	<8.0	<8.0	<8.0	<8.0	**243**	<8.0	**385**	<8.0	--	<80	<80	<80	--	--
1.024	PSG-01-17-5 [4]	04/17/2019	Perimeter soil gas-01-17	<8.0	<8.0	<8.0	<8.0	<8.0	**23**	<8.0	**6.0 J**	<8.0	--	<80	<80	<80	--	--
1.024	PSG-01-17-15 [4]	04/17/2019	Perimeter soil gas-01-17	**22 J**	<8.0	<8.0	<8.0	<8.0	**399**	<8.0	**291**	<8.0	--	<80	<80	<80	--	--
1.024	PSG-01-18-5 [4]	04/17/2019	Perimeter soil gas-01-18	<8.0	<8.0	<8.0	<8.0	<8.0	<8.0	<8.0	<8.0	<8.0	--	<80	<80	<80	--	--
1.024	PSG-01-18-15 [4]	04/17/2019	Perimeter soil gas-01-18	<8.0	<8.0	**10**	<8.0	<8.0	**134**	<8.0	**40**	<8.0	--	<80	<80	<80	--	--
1.024	1.024-AA-011520	01/15/2020	RESAMPLE Outdoor air	<0.099	<0.10	<0.10	<0.099	<0.099	<0.17	<0.14	<0.13	<0.13	--	--	--	--	--	--
1.024	1.024-01-011520	01/15/2020	RESAMPLE Dining room air (2nd Floor)	<0.099 UJ	<0.10 UJ	**0.21 J**	<0.099 UJ	<0.099 UJ	**0.25 J**	<0.14 UJ	<0.13 UJ	<0.13 UJ	--	--	--	--	--	--
1.024	1.024-02-011520	01/15/2020	RESAMPLE Bathroom air (2nd Floor)	<0.099	<0.10	**0.23**	<0.099	<0.099	<0.17	<0.14	<0.13	<0.13	--	--	--	--	--	--
1.024	1.024-03-011520	01/15/2020	RESAMPLE Bedroom air (2nd Floor)	<0.099	<0.10	**0.19**	<0.099	<0.099	**0.17**	<0.14	<0.13	<0.13	--	--	--	--	--	--
1.024	PSG-01-13-5 [4]	07/10/2019	Perimeter soil gas-01-13	**4.0 J**	<8.0	<8.0	<8.0	<8.0	<8.0	<8.0	<8.0	<8.0	--	<80	<80	<80	--	--
1.024	PSG-01-13-15 [4]	07/10/2019	Perimeter soil gas-01-13	<8.0	<8.0	<8.0	<8.0	<8.0	**233**	<8.0	**89**	<8.0	--	<80	<80	<80	--	--
1.024	PSG-01-14-5 [4]	07/10/2019	Perimeter soil gas-01-14	**5.0 J**	<8.0	<8.0	<8.0	<8.0	**15**	<8.0	<8.0	<8.0	--	<80	<80	<80	--	--
1.024	PSG-01-14-15 [4]	07/10/2019	Perimeter soil gas-01-14	<8.0	<8.0	<8.0	<8.0	<8.0	**302**	<8.0	**113**	<8.0	--	<80	<80	<80	--	--
1.024	PSG-01-15-5 [4]	07/10/2019	Perimeter soil gas-01-15	<8.0 UJ	<8.0	<8.0	<8.0	<8.0	<8.0	<8.0	<8.0	<8.0	--	<80	<80	<80	--	--
1.024	PSG-01-15-15 [4]	07/10/2019	Perimeter soil gas-01-15	<8.0 UJ	**9.0**	<8.0	**24**	<8.0	**70**	<8.0	**129**	<8.0	--	<80	<80	<80	--	--
1.024	PSG-01-16-15 [4]	07/10/2019	Perimeter soil gas-01-16	<8.0 UJ	<8.0	<8.0	<8.0	<8.0	**285**	<8.0	**343**	<8.0	--	<80	<80	<80	--	--
1.024	PSG-01-17-5 [4]	07/10/2019	Perimeter soil gas-01-17	<8.0 UJ	<8.0	<8.0	<8.0	<8.0	**26**	<8.0	<8.0	<8.0	--	<80	<80	<80	--	--
1.024	PSG-01-17-15 [4]	07/10/2019	Perimeter soil gas-01-17	<8.0 UJ	<8.0	<8.0	<8.0	<8.0	**445**	**6.0 J**	**232**	<8.0	--	<80	<80	<80	--	--
1.024	PSG-01-18-5 [4]	07/10/2019	Perimeter soil gas-01-18	<8.0 UJ	<8.0	<8.0	<8.0	<8.0	<8.0	<8.0	<8.0	<8.0	--	<80	<80	<80	--	--
1.024	PSG-01-18-15 [4]	07/10/2019	Perimeter soil gas-01-18	<8.0 UJ	<8.0	<8.0	<8.0	<8.0	**147**	<8.0	**29**	<8.0	--	<80	<80	<80	--	--
1.025	1.025-AA-041919	04/19/2019	Outdoor air	<0.099 UJ	<0.10 UJ	**0.41 J**	<0.099 UJ	<0.099 UJ	<0.17 UJ	<0.14 UJ	<0.13 UJ	<0.13 UJ	--	--	--	--	--	--
1.025	1.025-01-041919	04/19/2019	Family room air (1st Floor)	<0.099	<0.10	**5.0**	<0.099	<0.099	**0.97**	<0.14	<0.13	<0.13	--	--	--	--	--	--
1.025	1.025-11-041919	04/19/2019	Family room air (1st Floor) (Duplicate)	<0.099	<0.10	**4.9**	<0.099	<0.099	**0.99**	<0.14	<0.13	<0.13	--	--	--	--	--	--
1.025	1.025-02-041919	04/19/2019	Bathroom air (1st Floor)	<0.099	<0.10	**5.4**	<0.099	<0.099	**0.95**	<0.14	<0.13	<0.13	--	--	--	--	--	--
1.025	1.025-03-041919	04/19/2019	Bedroom (master) air (1st Floor)	<0.099	<0.10	**5.1**	<0.099	<0.099	**0.99**	<0.14	<0.13	<0.13	--	--	--	--	--	--
1.025	1.025-AA-071219	07/12/2019	RESAMPLE Outdoor air	<0.099	<0.10	<0.10	<0.099	<0.099	<0.17	<0.14	<0.13	<0.13	--	--	--	--	--	--
1.025	1.025-01-071219	07/12/2019	RESAMPLE Family room air (1st Floor)	<0.099	<0.10	**8.6**	<0.099	<0.099	**1.1**	<0.14	<0.13	<0.13	--	--	--	--	--	--
1.025	1.025-11-071219	07/12/2019	RESAMPLE Family room air (1st Floor) (Duplicate)	<0.099	<0.10	**8.5**	<0.099	<0.099	**1.1**	<0.14	<0.13	<0.13	--	--	--	--	--	--
1.025	1.025-02-071219	07/12/2019	RESAMPLE Bathroom air (1st Floor)	<0.099	**0.10**	**8.7**	<0.099	<0.099	**1.0**	<0.14	<0.13	<0.13	--	--	--	--	--	--
1.025	1.025-03-071219	07/12/2019	RESAMPLE Bedroom (master) air (1st Floor)	<0.099	<0.10	**7.8**	<0.099	<0.099	**1.3**	<0.14	<0.13	<0.13	--	--	--	--	--	--
1.025	PSG-01-13-5 [4]	04/17/2019	Perimeter soil gas-01-13	<8.0	<8.0	<8.0	<8.0	<8.0	<8.0	<8.0	<8.0	<8.0	--	<80	<80	<80	--	--
1.025	PSG-01-13-15 [4]	04/17/2019	Perimeter soil gas-01-13	<8.0	<8.0	<8.0	<8.0	<8.0	**218**	<8.0	**103**	<8.0	--	<80	<80	<80	--	--
1.025	PSG-01-14-5 [4]	04/17/2019	Perimeter soil gas-01-14	**11 J**	<8.0	<8.0	<8.0	<8.0	**29**	<8.0	<8.0	<8.0	--	<80	<80	<80	--	--
1.025	PSG-01-14-15 [4]	04/17/2019	Perimeter soil gas-01-14	**10 J**	<8.0	<8.0	<8.0	<8.0	**360**	<8.0	**171**	<8.0	--	<80	<80	<80	--	--
1.025	PSG-01-15-15 [4]	04/17/2019	Perimeter soil gas-01-15	<8.0	**15**	<8.0	**34**	<8.0	**69**	<8.0	**153**	<8.0	--	<80	<80	<80	--	--
1.025	PSG-01-16-15 [4]	04/17/2019	Perimeter soil gas-01-16	**16 J**	<8.0	<8.0	<8.0	<8.0	**243**	<8.0	**385**	<8.0	--	<80	<80	<80	--	--
1.025	PSG-01-17-5 [4]	04/17/2019	Perimeter soil gas-01-17	<8.0	<8.0	<8.0	<8.0	<8.0	**23**	<8.0	**6.0 J**	<8.0	--	<80	<80	<80	--	--
1.025	PSG-01-17-15 [4]	04/17/2019	Perimeter soil gas-01-17	**22 J**	<8.0	<8.0	<8.0	<8.0	**399**	<8.0	**291**	<8.0	--	<80	<80	<80	--	--
1.025	PSG-01-18-5 [4]	04/17/2019	Perimeter soil gas-01-18	<8.0	<8.0	<8.0	<8.0	<8.0	<8.0	<8.0	<8.0	<8.0	--	<80	<80	<80	--	--
1.025	PSG-01-18-15 [4]	04/17/2019	Perimeter soil gas-01-18	<8.0	<8.0	**10**	<8.0	<8.0	**134**	<8.0	**40**	<8.0	--	<80	<80	<80	--	--
1.025	1.025-AA-122019	12/20/2019	RESAMPLE Outdoor air	<0.099	<0.10	<0.10	<0.099	<0.099	<0.17	<0.14	<0.13	<0.13	--	--	--	--	--	--
1.025	1.025-01-122019	12/20/2019	RESAMPLE Family room air (1st Floor)	<0.099	<0.10	**2.8**	<0.099	<0.099	**0.67**	<0.14	<0.13	<0.13	--	--	--	--	--	--
1.025	1.025-02-122019	12/20/2019	RESAMPLE Bathroom air (1st Floor)	<0.099	<0.10	**2.9**	<0.099	<0.099	**0.67**	<0.14	<0.13	<0.13	--	--	--	--	--	--
1.025	1.025-03-122019	12/20/2019	RESAMPLE Bedroom (master) air (1st Floor)	<0.099	<0.10	**3.3**	<0.099	<0.099	**0.71**	<0.14	<0.13	<0.13	--	--	--	--	--	--
1.025	PSG-01-13-5 [4]	07/10/2019	Perimeter soil gas-01-13	**4.0 J**	<8.0	<8.0	<8.0	<8.0	<8.0	<8.0	<8.0	<8.0	--	<80	<80	<80	--	--
1.025	PSG-01-13-15 [4]	07/10/2019	Perimeter soil gas-01-13	<8.0	<8.0	<8.0	<8.0	<8.0	**233**	<8.0	**89**	<8.0	--	<80	<80	<80	--	--
1.025	PSG-01-14-5 [4]	07/10/2019	Perimeter soil gas-01-14	**5.0 J**	<8.0	<8.0	<8.0	<8.0	**15**	<8.0	<8.0	<8.0	--	<80	<80	<80	--	--
1.025	PSG-01-14-15 [4]	07/10/2019	Perimeter soil gas-01-14	<8.0	<8.0	<8.0	<8.0	<8.0	**302**	<8.0	**113**	<8.0	--	<80	<80	<80	--	--
1.025	PSG-01-15-5 [4]	07/10/2019	Perimeter soil gas-01-15	<8.0 UJ	<8.0	<8.0	<8.0	<8.0	<8.0	<8.0	<8.0	<8.0	--	<80	<80	<80	--	--

TABLE A-6

HISTORICAL RESIDENTIAL INDOOR AIR AND SOIL GAS SAMPLING RESULTS
Former Ford Aeronutronic Facility
Newport Beach, California

Building ID	Sample ID	Date [2]	Location Description	Volatile Organic Compounds [1] (µg/m³)									Leak Detection Compounds [1]					
				1,1-DCE	1,1-DCA	1,2-DCA	cis-1,2-DCE	trans-1,2-DCE	PCE	1,1,1-TCA	TCE	Vinyl Chloride	Helium (ppmv)	Heptane (µg/m³)	Hexane (µg/m³)	Pentane (µg/m³)	TFA (µg/m³)	DFA (µg/m³)
1.025	PSG-01-15-15 [4]	07/10/2019	Perimeter soil gas-01-15	<8.0 UJ	**9.0**	<8.0	**24**	<8.0	**70**	<8.0	**129**	<8.0	--	<80	<80	<80	--	--
1.025	PSG-01-16-15 [4]	07/10/2019	Perimeter soil gas-01-16	<8.0 UJ	<8.0	<8.0	<8.0	<8.0	**285**	<8.0	**343**	<8.0	--	<80	<80	<80	--	--
1.025	PSG-01-17-5 [4]	07/10/2019	Perimeter soil gas-01-17	<8.0 UJ	<8.0	<8.0	<8.0	<8.0	**26**	<8.0	<8.0	<8.0	--	<80	<80	<80	--	--
1.025	PSG-01-17-15 [4]	07/10/2019	Perimeter soil gas-01-17	<8.0 UJ	<8.0	<8.0	<8.0	<8.0	**445**	**6.0 J**	**232**	<8.0	--	<80	<80	<80	--	--
1.025	PSG-01-18-5 [4]	07/10/2019	Perimeter soil gas-01-18	<8.0 UJ	<8.0	<8.0	<8.0	<8.0	<8.0	<8.0	<8.0	<8.0	--	<80	<80	<80	--	--
1.025	PSG-01-18-15 [4]	07/10/2019	Perimeter soil gas-01-18	<8.0 UJ	<8.0	<8.0	<8.0	<8.0	**147**	<8.0	**29**	<8.0	--	<80	<80	<80	--	--
1.030	1.030-AA-031320	03/13/2020	Outdoor air	<0.17	<0.18	<0.18	<0.17	<0.17	<0.29	<0.24	<0.23	<0.22	--	--	--	--	--	--
1.030	1.030-01-031320	03/13/2020	Living room air (2nd Floor)	<0.099	<0.10	**0.71**	<0.099	<0.099	<0.17	<0.14	<0.13	<0.13	--	--	--	--	--	--
1.030	1.030-11-031320	03/13/2020	Living room air (2nd Floor) (Duplicate)	<0.099	<0.10	**0.70**	<0.099	<0.099	<0.17	<0.14	<0.13	<0.13	--	--	--	--	--	--
1.030	1.030-02-031320	03/13/2020	Bathroom (guest) air (2nd Floor)	<0.099	<0.10	**0.85**	<0.099	<0.099	**2.2**	<0.14	**0.13**	<0.13	--	--	--	--	--	--
1.030	1.030-03-031320	03/13/2020	Bedroom (master) air (2nd Floor)	<0.099	<0.10	**0.73**	<0.099	<0.099	<0.17	<0.14	<0.13	<0.13	--	--	--	--	--	--
1.030	PSG-01-07-5 [4]	02/04/2020	Perimeter soil gas-01-07	<8.0	<8.0	<8.0	<8.0	<8.0	**166**	<8.0	<8.0	<8.0	--	<80	<80	<80	--	--
1.030	PSG-01-07-15 [4]	02/04/2020	Perimeter soil gas-01-07	<8.0	<8.0	<8.0	<8.0	<8.0	**383**	<8.0	**16**	<8.0	--	<80	<80	<80	--	--
1.030	PSG-01-08-15 [4]	02/04/2020	Perimeter soil gas-01-08	**16**	<8.0	<8.0	<8.0	<8.0	**1,050**	<8.0	**716**	<8.0	--	<80	<80	<80	--	--
1.030	PSG-01-09-5 [4]	02/11/2020	Perimeter soil gas-01-09	<8.0	<8.0	<8.0	<8.0	<8.0	**68**	<8.0	<8.0	<8.0 UJ	--	<80	<80	<80	--	--
1.030	PSG-01-09-15 [4]	02/11/2020	Perimeter soil gas-01-09	<8.0	<8.0	<8.0	<8.0	<8.0	**555**	<8.0	**141**	<8.0 UJ	--	<80	<80	<80	--	--
1.030	PSG-01-09-15 REP [4]	02/11/2020	Perimeter soil gas-01-09 (Replicate)	<8.0	<8.0	<8.0	<8.0	<8.0	**553**	<8.0	**138**	<8.0 UJ	--	<80	<80	<80	--	--
1.030	PSG-01-10-15 [4]	02/11/2020	Perimeter soil gas-01-10	**50**	<8.0	<8.0	<8.0	<8.0	**737**	<8.0	**641**	<8.0 UJ	--	<80	<80	<80	--	--
1.030	PSG-01-11-5 [4]	02/11/2020	Perimeter soil gas-01-11	<8.0	<8.0	<8.0	<8.0	<8.0	<8.0	<8.0	<8.0	<8.0 UJ	--	<80	<80	<80	--	--
1.030	PSG-01-11-15 [4]	02/11/2020	Perimeter soil gas-01-11	**13**	<8.0	<8.0	<8.0	<8.0	**611**	<8.0	**612**	<8.0 UJ	--	<80	<80	<80	--	--
1.030	PSG-01-12-15 [4]	02/11/2020	Perimeter soil gas-01-12	<8.0	<8.0	<8.0	<8.0	<8.0	**581**	<8.0	**396**	<8.0 UJ	--	<80	<80	<80	--	--
1.030	PSG-01-12-15 REP [4]	02/11/2020	Perimeter soil gas-01-12 (Replicate)	<8.0	<8.0	<8.0	<8.0	<8.0	**580**	<8.0	**395**	<8.0 UJ	--	<80	<80	<80	--	--
1.032	1.032-AA-062819	06/28/2019	Outdoor air	<0.099	<0.10	<0.10	<0.099	<0.099	<0.17	<0.14	<0.13	<0.13	--	--	--	--	--	--
1.032	1.032-01-062819	06/28/2019	Living room air (2nd Floor)	<0.099	<0.10	**1.2**	<0.099	**0.20**	**0.20**	<0.14	**0.21**	<0.13	--	--	--	--	--	--
1.032	1.032-11-062819	06/28/2019	Living room air (2nd Floor) (Duplicate)	<0.099	<0.10	**1.2**	<0.099	**0.21**	**0.25**	<0.14	**0.23**	<0.13	--	--	--	--	--	--
1.032	1.032-02-062819	06/28/2019	Bedroom (master) air (2nd Floor)	<0.099	<0.10	**1.4**	<0.099	**0.22**	**0.26**	<0.14	**0.26**	<0.13	--	--	--	--	--	--
1.032	1.032-03-062819	06/28/2019	Bathroom (guest) air (2nd Floor)	<0.099	<0.10	**1.3**	<0.099	**0.22**	**0.21**	<0.14	**0.22**	<0.13	--	--	--	--	--	--
1.032	PSG-01-07-5 [4]	04/16/2019	Perimeter soil gas-01-07	<8.0	<8.0	<8.0	<8.0	<8.0	**138**	<8.0	<8.0	<8.0	--	<80	<80	<80	--	--
1.032	PSG-01-07-15 [4]	04/16/2019	Perimeter soil gas-01-07	<8.0	<8.0	<8.0	<8.0	<8.0	**392**	<8.0	**23**	<8.0	--	<80	<80	<80	--	--
1.032	PSG-01-08-5 [4]	04/16/2019	Perimeter soil gas-01-08	<8.0	<8.0	<8.0	<8.0	<8.0	**171**	<8.0	**38**	<8.0	--	<80	<80	<80	--	--
1.032	PSG-01-08-15 [4]	04/16/2019	Perimeter soil gas-01-08	**73**	<8.0	<8.0	<8.0	<8.0	**1,100**	<8.0	**1,220**	<8.0	--	<80	<80	<80	--	--
1.032	PSG-01-09-5 [4]	04/16/2019	Perimeter soil gas-01-09	<8.0	<8.0	<8.0	**9.0**	<8.0	**39**	<8.0	**7.0 J**	<8.0	--	<80	<80	<80	--	--
1.032	PSG-01-09-15 [4]	04/16/2019	Perimeter soil gas-01-09	**4.0 J**	<8.0	<8.0	<8.0	<8.0	**459**	<8.0	**172**	<8.0	--	<80	<80	<80	--	--
1.032	PSG-01-10-5 [4]	04/16/2019	Perimeter soil gas-01-10	<8.0	<8.0	<8.0	<8.0	<8.0	**152**	<8.0	**30**	<8.0	--	<80	<80	<80	--	--
1.032	PSG-01-10-15 [4]	04/16/2019	Perimeter soil gas-01-10	**48**	<8.0	<8.0	<8.0	<8.0	**395**	<8.0	**514**	<8.0	--	<80	<80	<80	--	--
1.032	PSG-01-11-5 [4]	04/17/2019	Perimeter soil gas-01-11	<8.0	<8.0	<8.0	<8.0	<8.0	<8.0	<8.0	<8.0	<8.0	--	<80	<80	<80	--	--
1.032	PSG-01-11-5 REP [4]	04/17/2019	Perimeter soil gas-01-11 (Replicate)	<8.0	<8.0	<8.0	<8.0	<8.0	<8.0	<8.0	<8.0	<8.0	--	<80	<80	<80	--	--
1.032	PSG-01-11-15 [4]	04/17/2019	Perimeter soil gas-01-11	**31 J**	<8.0	<8.0	<8.0	<8.0	**565**	<8.0	**739**	<8.0	--	<80	<80	<80	--	--
1.032	PSG-01-12-5 [4]	04/17/2019	Perimeter soil gas-01-12	**4.0 J**	<8.0	<8.0	<8.0	<8.0	<8.0	<8.0	<8.0	<8.0	--	<80	<80	<80	--	--
1.032	PSG-01-12-15 [4]	04/17/2019	Perimeter soil gas-01-12	**9.0 J**	<8.0	<8.0	**6.0 J**	**5.0 J**	**650**	<8.0	**750**	<8.0	--	<80	<80	<80	--	--
1.032	1.032-AA-012220	01/22/2020	RESAMPLE Outdoor air	<0.099	<0.10	<0.10	<0.099	<0.099	<0.17	<0.14	<0.13	<0.13	--	--	--	--	--	--
1.032	1.032-01-012220	01/22/2020	RESAMPLE Living room air (2nd Floor)	<0.099	<0.10	**0.58**	<0.099	<0.099	**0.17**	<0.14	<0.13	<0.13	--	--	--	--	--	--
1.032	1.032-11-012220	01/22/2020	RESAMPLE Living room air (2nd Floor) (Duplicate)	<0.099	<0.10	**0.72**	<0.099	<0.099	<0.17	<0.14	<0.13	<0.13	--	--	--	--	--	--
1.032	1.032-02-012220	01/22/2020	RESAMPLE Bedroom (master) air (2nd Floor)	<0.099	<0.10	**0.78**	<0.099	<0.099	<0.17	<0.14	<0.13	<0.13	--	--	--	--	--	--
1.032	1.032-03-012220	01/22/2020	RESAMPLE Bathroom (guest) air (2nd Floor)	<0.099	<0.10	**0.75**	<0.099	<0.099	<0.17	<0.14	<0.13	<0.13	--	--	--	--	--	--
1.032	PSG-01-07-5 [4]	07/09/2019	Perimeter soil gas-01-07	<8.0	<8.0	<8.0	<8.0	<8.0	**245**	<8.0	<8.0	<8.0	--	<80	<80	<80	--	--
1.032	PSG-01-07-15 [4]	07/09/2019	Perimeter soil gas-01-07	<8.0	<8.0	<8.0	<8.0	<8.0	**503**	<8.0	**19**	<8.0	--	<80	<80	<80	--	--
1.032	PSG-01-08-5 [4]	07/09/2019	Perimeter soil gas-01-08	<8.0	<8.0	<8.0	<8.0	<8.0	**622**	<8.0	**81**	<8.0	--	<80	<80	<80	--	--
1.032	PSG-01-08-15 [4]	07/09/2019	Perimeter soil gas-01-08	**32**	<8.0	<8.0	<8.0	<8.0	**1,330**	<8.0	**1,070**	<8.0	--	<80	<80	<80	--	--
1.032	PSG-01-09-5 [4]	07/10/2019	Perimeter soil gas-01-09	<8.0	<8.0	<8.0	**4.0 J**	<8.0	**88**	<8.0	**7.0 J**	<8.0	--	<80	<80	<80	--	--
1.032	PSG-01-09-15 [4]	07/10/2019	Perimeter soil gas-01-09	<8.0	<8.0	<8.0	<8.0	<8.0	**482**	<8.0	**156**	<8.0	--	<80	<80	<80	--	--
1.032	PSG-01-10-5 [4]	07/10/2019	Perimeter soil gas-01-10	**5.0 J**	<8.0	<8.0	<8.0	<8.0	**97**	<8.0	**18**	<8.0	--	<80	<80	<80	--	--
1.032	PSG-01-10-15 [4]	07/10/2019	Perimeter soil gas-01-10	**37**	<8.0	<8.0	<8.0	<8.0	**614**	<8.0	**608**	<8.0	--	<80	<80	<80	--	--
1.032	PSG-01-10-15 REP [4]	07/10/2019	Perimeter soil gas-01-10 (Replicate)	**43**	<8.0	<8.0	<8.0	<8.0	**601**	<8.0	**616**	<8.0	--	<80	<80	<80	--	--
1.032	PSG-01-11-5 [4]	07/10/2019	Perimeter soil gas-01-11	**4.0 J**	<8.0	<8.0	<8.0	<8.0	<8.0	<8.0	<8.0	<8.0	--	<80	<80	<80	--	--
1.032	PSG-01-11-15 [4]	07/10/2019	Perimeter soil gas-01-11	**20**	<8.0	<8.0	<8.0	<8.0	**658**	<8.0	**676**	<8.0	--	<80	<80	<80	--	--

TABLE A-6

HISTORICAL RESIDENTIAL INDOOR AIR AND SOIL GAS SAMPLING RESULTS
Former Ford Aeronutronic Facility
Newport Beach, California

Building ID	Sample ID	Date [2]	Location Description	Volatile Organic Compounds [1] (µg/m³)									Leak Detection Compounds [1]					
				1,1-DCE	1,1-DCA	1,2-DCA	cis-1,2-DCE	trans-1,2-DCE	PCE	1,1,1-TCA	TCE	Vinyl Chloride	Helium (ppmv)	Heptane (µg/m³)	Hexane (µg/m³)	Pentane (µg/m³)	TFA (µg/m³)	DFA (µg/m³)
1.032	PSG-01-12-5 [4]	07/10/2019	Perimeter soil gas-01-12	**5.0 J**	<8.0	<8.0	<8.0	<8.0	<8.0	<8.0	<8.0	<8.0	--	<80	<80	<80	--	--
1.032	PSG-01-12-15 [4]	07/10/2019	Perimeter soil gas-01-12	<8.0	<8.0	<8.0	<8.0	<8.0	**638**	<8.0	**551**	<8.0	--	<80	<80	<80	--	--
1.032	PSG-01-12-15 REP [4]	07/10/2019	Perimeter soil gas-01-12 (Replicate)	<8.0	<8.0	<8.0	<8.0	<8.0	**500**	<8.0	**433**	<8.0	--	<80	<80	<80	--	--
1.034	1.034-AA-051719	05/17/2019	Outdoor air	<0.099	<0.10	<0.10	<0.099	<0.099	<0.17	<0.14	<0.13	<0.13	--	--	--	--	--	--
1.034	1.034-01-051719	05/17/2019	Living room air (2nd Floor)	<0.099	<0.10	**1.2**	<0.099	<0.099	**0.23**	<0.14	**0.36**	<0.13	--	--	--	--	--	--
1.034	1.034-02-051719	05/17/2019	Bathroom air (2nd Floor)	<0.099	<0.10	**1.4**	<0.099	<0.099	**0.18**	<0.14	**0.47**	<0.13	--	--	--	--	--	--
1.034	1.034-03-051719	05/17/2019	Bedroom (master) air (2nd Floor)	<0.099	<0.10	**1.4**	<0.099	<0.099	**0.20**	<0.14	**0.41**	<0.13	--	--	--	--	--	--
1.034	PSG-01-07-5 [4]	04/16/2019	Perimeter soil gas-01-07	<8.0	<8.0	<8.0	<8.0	<8.0	**138**	<8.0	<8.0	<8.0	--	<80	<80	<80	--	--
1.034	PSG-01-07-15 [4]	04/16/2019	Perimeter soil gas-01-07	<8.0	<8.0	<8.0	<8.0	<8.0	**392**	<8.0	**23**	<8.0	--	<80	<80	<80	--	--
1.034	PSG-01-08-5 [4]	04/16/2019	Perimeter soil gas-01-08	<8.0	<8.0	<8.0	<8.0	<8.0	**171**	<8.0	**38**	<8.0	--	<80	<80	<80	--	--
1.034	PSG-01-08-15 [4]	04/16/2019	Perimeter soil gas-01-08	**73**	<8.0	<8.0	<8.0	<8.0	**1,100**	<8.0	**1,220**	<8.0	--	<80	<80	<80	--	--
1.034	PSG-01-09-5 [4]	04/16/2019	Perimeter soil gas-01-09	<8.0	<8.0	<8.0	**9.0**	<8.0	**39**	<8.0	**7.0 J**	<8.0	--	<80	<80	<80	--	--
1.034	PSG-01-09-15 [4]	04/16/2019	Perimeter soil gas-01-09	**4.0 J**	<8.0	<8.0	<8.0	<8.0	**459**	<8.0	**172**	<8.0	--	<80	<80	<80	--	--
1.034	PSG-01-10-5 [4]	04/16/2019	Perimeter soil gas-01-10	<8.0	<8.0	<8.0	<8.0	<8.0	**152**	<8.0	**30**	<8.0	--	<80	<80	<80	--	--
1.034	PSG-01-10-15 [4]	04/16/2019	Perimeter soil gas-01-10	**48**	<8.0	<8.0	<8.0	<8.0	**395**	<8.0	**514**	<8.0	--	<80	<80	<80	--	--
1.034	PSG-01-11-5 [4]	04/17/2019	Perimeter soil gas-01-11	<8.0	<8.0	<8.0	<8.0	<8.0	<8.0	<8.0	<8.0	<8.0	--	<80	<80	<80	--	--
1.034	PSG-01-11-5 REP [4]	04/17/2019	Perimeter soil gas-01-11 (Replicate)	<8.0	<8.0	<8.0	<8.0	<8.0	<8.0	<8.0	<8.0	<8.0	--	<80	<80	<80	--	--
1.034	PSG-01-11-15 [4]	04/17/2019	Perimeter soil gas-01-11	**31 J**	<8.0	<8.0	<8.0	<8.0	**565**	<8.0	**739**	<8.0	--	<80	<80	<80	--	--
1.034	PSG-01-12-5 [4]	04/17/2019	Perimeter soil gas-01-12	**4.0 J**	<8.0	<8.0	<8.0	<8.0	<8.0	<8.0	<8.0	<8.0	--	<80	<80	<80	--	--
1.034	PSG-01-12-15 [4]	04/17/2019	Perimeter soil gas-01-12	**9.0 J**	<8.0	<8.0	**6.0 J**	**5.0 J**	**650**	<8.0	**750**	<8.0	--	<80	<80	<80	--	--
1.038	1.038-AA-052219	05/22/2019	Outdoor air	<0.099	<0.10	<0.10	<0.099	<0.099	<0.17	<0.14	<0.13	<0.13	--	--	--	--	--	--
1.038	1.038-01-052219	05/22/2019	Living room air (1st Floor)	<0.099	<0.10	**0.10**	<0.099	<0.099	<0.17	<0.14	<0.13	<0.13	--	--	--	--	--	--
1.038	1.038-11-052219	05/22/2019	Living room air (1st Floor) (Duplicate)	<0.099	<0.10	<0.10	<0.099	<0.099	<0.17	<0.14	<0.13	<0.13	--	--	--	--	--	--
1.038	1.038-02-052219	05/22/2019	Bathroom air (1st Floor)	<0.099	<0.10	**0.12**	<0.099	<0.099	<0.17	<0.14	**0.14**	<0.13	--	--	--	--	--	--
1.038	1.038-03-052219	05/22/2019	Bedroom air (1st Floor)	<0.099	<0.10	**0.10**	<0.099	<0.099	**0.24**	<0.14	<0.13	<0.13	--	--	--	--	--	--
1.038	PSG-01-01-15 [4]	04/16/2019	Perimeter soil gas-01-01	<8.0	**69**	<8.0	**23**	<8.0	<8.0	<8.0	<8.0	<8.0	--	<80	<80	<80	--	--
1.038	PSG-01-01-15 REP [4]	04/16/2019	Perimeter soil gas-01-01 (Replicate)	<8.0	**82**	<8.0	**24**	<8.0	<8.0	<8.0	<8.0	<8.0	--	<80	<80	<80	--	--
1.038	PSG-01-02-5 [4]	04/16/2019	Perimeter soil gas-01-02	<8.0	<8.0	<8.0	<8.0	<8.0	**21**	<8.0	<8.0	<8.0	--	<80	<80	<80	--	--
1.038	PSG-01-02-15 [4]	04/16/2019	Perimeter soil gas-01-02	<8.0	<8.0	<8.0	<8.0	<8.0	**85**	<8.0	<8.0	<8.0	--	<80	<80	<80	--	--
1.038	PSG-01-03-15 [4]	04/16/2019	Perimeter soil gas-01-03	<8.0	<8.0	<8.0	<8.0	<8.0	**183**	<8.0	<8.0	<8.0	--	<80	<80	<80	--	--
1.038	PSG-01-04-5 [4]	04/16/2019	Perimeter soil gas-01-04	<8.0	<8.0	<8.0	<8.0	<8.0	**9.0**	<8.0	<8.0	<8.0	--	<80	<80	<80	--	--
1.038	PSG-01-04-15 [4]	04/16/2019	Perimeter soil gas-01-04	<8.0	<8.0	<8.0	<8.0	<8.0	**101**	<8.0	<8.0	<8.0	--	<80	<80	<80	--	--
1.038	PSG-01-05-5 [4]	04/16/2019	Perimeter soil gas-01-05	<8.0	<8.0	<8.0	<8.0	<8.0	<8.0	<8.0	<8.0	<8.0	--	<80	<80	<80	--	--
1.038	PSG-01-05-15 [4]	04/16/2019	Perimeter soil gas-01-05	<8.0	<8.0	<8.0	<8.0	<8.0	**102**	<8.0	<8.0	<8.0	--	<80	<80	<80	--	--
1.038	PSG-01-06-5 [4]	04/16/2019	Perimeter soil gas-01-06	<8.0	<8.0	<8.0	<8.0	<8.0	**10**	<8.0	<8.0	<8.0	--	<80	<80	<80	--	--
1.038	PSG-01-06-15 [4]	04/16/2019	Perimeter soil gas-01-06	<8.0	<8.0	<8.0	<8.0	<8.0	**23**	<8.0	<8.0	<8.0	--	<80	<80	<80	--	--
1.038	1.038-AA-020321	02/03/2021	RESAMPLE Outdoor air	<0.099	<0.10	<0.10	<0.099	<0.099	<0.17	<0.14	<0.13	<0.13	--	--	--	--	--	--
1.038	1.038-01-020321	02/03/2021	RESAMPLE Living room air (1st Floor)	<0.099	<0.10	**0.25**	<0.099	<0.099	<0.17	<0.14	<0.13	<0.13	--	--	--	--	--	--
1.038	1.038-02-020321	02/03/2021	RESAMPLE Bathroom air (1st Floor)	<0.099	<0.10	**0.11**	<0.099	<0.099	<0.17	<0.14	<0.13	<0.13	--	--	--	--	--	--
1.038	1.038-03-020321	02/03/2021	RESAMPLE Bedroom air (1st Floor)	<0.099	<0.10	**0.12**	<0.099	<0.099	<0.17	<0.14	<0.13	<0.13	--	--	--	--	--	--
1.038	PSG-01-01-5	01/19/2021	Perimeter soil gas-01-01 air	<8.0	<8.0	<8.0	**6.0 J**	<8.0	<8.0	<8.0	<8.0	<8.0	--	<80	<80	<80	--	--
1.038	PSG-01-01-15 [4]	01/19/2021	Perimeter soil gas-01-01 air	<8.0	**65**	<8.0	**21**	<8.0	<8.0	<8.0	<8.0	<8.0	--	<80	<80	<80	--	--
1.038	PSG-01-01-15 REP [4]	01/19/2021	Perimeter soil gas-01-01 air (Replicate)	**4.0 J**	**69**	<8.0	**24**	<8.0	<8.0	<8.0	<8.0	<8.0	--	<80	<80	<80	--	--
1.038	PSG-01-02-5 [4]	01/19/2021	Perimeter soil gas-01-02 air	<8.0	<8.0	<8.0	<8.0	<8.0	**5.0 J**	<8.0	<8.0	<8.0	--	<80	<80	<80	--	--
1.038	PSG-01-02-15 [4]	01/19/2021	Perimeter soil gas-01-02 air	<8.0	<8.0	<8.0	**4.0 J**	<8.0	**81**	<8.0	<8.0	<8.0	--	<80	<80	<80	--	--
1.038	PSG-01-03-15 [4]	01/19/2021	Perimeter soil gas-01-03 air	<8.0	<8.0	<8.0	<8.0	<8.0	**152**	<8.0	<8.0	<8.0	--	<80	<80	<80	--	--
1.038	PSG-01-04-5 [4]	01/19/2021	Perimeter soil gas-01-04 air	<8.0	<8.0	<8.0	<8.0	<8.0	<8.0	<8.0	<8.0	<8.0	--	<80	<80	<80	--	--
1.038	PSG-01-04-15 [4]	01/19/2021	Perimeter soil gas-01-04 air	<8.0	<8.0	<8.0	**4.0 J**	<8.0	**79**	<8.0	<8.0	<8.0	--	<80	<80	<80	--	--
1.038	PSG-01-05-5 [4]	01/19/2021	Perimeter soil gas-01-05 air	<8.0	<8.0	<8.0	**8.0 J**	<8.0	<8.0	<8.0	<8.0	<8.0	--	<80	<80	<80	--	--
1.038	PSG-01-05-15 [4]	01/19/2021	Perimeter soil gas-01-05 air	<8.0	<8.0	<8.0	<8.0	<8.0	**138**	<8.0	<8.0	<8.0	--	<80	<80	<80	--	--
1.038	PSG-01-06-5 [4]	01/19/2021	Perimeter soil gas-01-06 air	<8.0	<8.0	<8.0	**4.0 J**	<8.0	<8.0	<8.0	<8.0	<8.0	--	<80	<80	<80	--	--
1.038	PSG-01-06-15 [4]	01/19/2021	Perimeter soil gas-01-06 air	<8.0	<8.0	<8.0	<8.0	<8.0	**35**	<8.0	<8.0	<8.0	--	<80	<80	<80	--	--
1.040	1.040-AA-022820	02/28/2020	Outdoor air	<0.099	<0.10	<0.10	<0.099	<0.099	<0.17	<0.14	<0.13	<0.13	--	--	--	--	--	--
1.040	1.040-01-022820	02/28/2020	Living room air (1st Floor)	<0.099	<0.10	**0.41**	<0.099	<0.099	<0.17	<0.14	<0.13	<0.13	--	--	--	--	--	--
1.040	1.040-11-022820	02/28/2020	Living room air (1st Floor) (Duplicate)	<0.099	<0.10	**0.49**	<0.099	<0.099	<0.17	<0.14	<0.13	<0.13	--	--	--	--	--	--
1.040	1.040-02-022820	02/28/2020	Bathroom air (1st Floor)	<0.099	<0.10	**0.52**	<0.099	<0.099	**0.52**	<0.14	<0.13	<0.13	--	--	--	--	--	--

TABLE A-6

HISTORICAL RESIDENTIAL INDOOR AIR AND SOIL GAS SAMPLING RESULTS
Former Ford Aeronutronic Facility
Newport Beach, California

Building ID	Sample ID	Date [2]	Location Description	Volatile Organic Compounds [1] (µg/m³)									Leak Detection Compounds [1]					
				1,1-DCE	1,1-DCA	1,2-DCA	cis-1,2-DCE	trans-1,2-DCE	PCE	1,1,1-TCA	TCE	Vinyl Chloride	Helium (ppmv)	Heptane (µg/m³)	Hexane (µg/m³)	Pentane (µg/m³)	TFA (µg/m³)	DFA (µg/m³)
1.040	1.040-03-022820	02/28/2020	Bedroom (master) air (1st Floor)	<0.099	<0.10	**0.50**	<0.099	<0.099	**0.19**	<0.14	<0.13	<0.13	--	--	--	--	--	--
1.040	PSG-01-01-15 [4]	02/04/2020	Perimeter soil gas-01-01	<8.0	**69**	<8.0	**19**	<8.0	<8.0	<8.0	<8.0	<8.0	--	<80	<80	<80	--	--
1.040	PSG-01-02-5 [4]	02/04/2020	Perimeter soil gas-01-02	<8.0	<8.0	<8.0	<8.0	<8.0	<8.0	<8.0	<8.0	<8.0	--	<80	<80	<80	--	--
1.040	PSG-01-02-15 [4]	02/04/2020	Perimeter soil gas-01-02	<8.0	<8.0	<8.0	<8.0	<8.0	**89**	<8.0	<8.0	<8.0	--	<80	<80	<80	--	--
1.040	PSG-01-03-15 [4]	02/04/2020	Perimeter soil gas-01-03	<8.0	<8.0	<8.0	<8.0	<8.0	**167**	<8.0	<8.0	<8.0	--	<80	<80	<80	--	--
1.040	PSG-01-04-5 [4]	02/04/2020	Perimeter soil gas-01-04	<8.0	<8.0	<8.0	<8.0	<8.0	<8.0	<8.0	<8.0	<8.0	--	<80	<80	<80	--	--
1.040	PSG-01-04-15 [4]	02/04/2020	Perimeter soil gas-01-04	<8.0	<8.0	<8.0	<8.0	<8.0	**93**	<8.0	<8.0	<8.0	--	<80	<80	<80	--	--
1.040	PSG-01-05-5 [4]	02/04/2020	Perimeter soil gas-01-05	<8.0	<8.0	<8.0	<8.0	<8.0	<8.0	<8.0	<8.0	<8.0	--	<80	<80	<80	--	--
1.040	PSG-01-05-15 [4]	02/04/2020	Perimeter soil gas-01-05	<8.0	<8.0	<8.0	<8.0	<8.0	**144**	<8.0	<8.0	<8.0	--	<80	<80	<80	--	--
1.040	PSG-01-06-5 [4]	02/04/2020	Perimeter soil gas-01-06	<8.0	<8.0	<8.0	<8.0	<8.0	<8.0	<8.0	<8.0	<8.0	--	<80	<80	<80	--	--
1.040	PSG-01-06-15 [4]	02/04/2020	Perimeter soil gas-01-06	<8.0	<8.0	<8.0	<8.0	<8.0	**25**	<8.0	<8.0	<8.0	--	<80	<80	<80	--	--
1.040	PSG-01-06-15 REP [4]	02/04/2020	Perimeter soil gas-01-06 (Replicate)	<8.0	<8.0	<8.0	<8.0	<8.0	**27**	<8.0	<8.0	<8.0	--	<80	<80	<80	--	--
1.041	1.041-AA-051019	05/10/2019	Outdoor air	<0.099	<0.10	<0.10	<0.099	<0.099	<0.17	<0.14	<0.13	<0.13	--	--	--	--	--	--
1.041	1.041-01-051019	05/10/2019	Living room air (2nd Floor)	<0.099 UJ	<0.10 UJ	**0.80 J**	<0.099 UJ	<0.099 UJ	**0.36 J**	<0.14 UJ	**0.31 J**	<0.13 UJ	--	--	--	--	--	--
1.041	1.041-11-051019	05/10/2019	Living room air (2nd Floor) (Duplicate)	<0.099	<0.10	**0.67**	<0.099	<0.099	**0.31**	<0.14	**0.26**	<0.13	--	--	--	--	--	--
1.041	1.041-02-051019	05/10/2019	Bathroom air (2nd Floor)	<0.099	<0.10	**1.0**	<0.099	<0.099	**0.24**	<0.14	**0.20**	<0.13	--	--	--	--	--	--
1.041	1.041-03-051019	05/10/2019	Bedroom (master) air (2nd Floor)	<0.099	<0.10	**1.1**	<0.099	<0.099	**0.24**	<0.14	**0.19**	<0.13	--	--	--	--	--	--
1.041	PSG-01-01-15 [4]	04/16/2019	Perimeter soil gas-01-01	<8.0	**69**	<8.0	**23**	<8.0	<8.0	<8.0	<8.0	<8.0	--	<80	<80	<80	--	--
1.041	PSG-01-01-15 REP [4]	04/16/2019	Perimeter soil gas-01-01 (Replicate)	<8.0	**82**	<8.0	**24**	<8.0	<8.0	<8.0	<8.0	<8.0	--	<80	<80	<80	--	--
1.041	PSG-01-02-5 [4]	04/16/2019	Perimeter soil gas-01-02	<8.0	<8.0	<8.0	<8.0	<8.0	**21**	<8.0	<8.0	<8.0	--	<80	<80	<80	--	--
1.041	PSG-01-02-15 [4]	04/16/2019	Perimeter soil gas-01-02	<8.0	<8.0	<8.0	<8.0	<8.0	**85**	<8.0	<8.0	<8.0	--	<80	<80	<80	--	--
1.041	PSG-01-03-15 [4]	04/16/2019	Perimeter soil gas-01-03	<8.0	<8.0	<8.0	<8.0	<8.0	**183**	<8.0	<8.0	<8.0	--	<80	<80	<80	--	--
1.041	PSG-01-04-5 [4]	04/16/2019	Perimeter soil gas-01-04	<8.0	<8.0	<8.0	<8.0	<8.0	**9.0**	<8.0	<8.0	<8.0	--	<80	<80	<80	--	--
1.041	PSG-01-04-15 [4]	04/16/2019	Perimeter soil gas-01-04	<8.0	<8.0	<8.0	<8.0	<8.0	**101**	<8.0	<8.0	<8.0	--	<80	<80	<80	--	--
1.041	PSG-01-05-5 [4]	04/16/2019	Perimeter soil gas-01-05	<8.0	<8.0	<8.0	<8.0	<8.0	<8.0	<8.0	<8.0	<8.0	--	<80	<80	<80	--	--
1.041	PSG-01-05-15 [4]	04/16/2019	Perimeter soil gas-01-05	<8.0	<8.0	<8.0	<8.0	<8.0	**102**	<8.0	<8.0	<8.0	--	<80	<80	<80	--	--
1.041	PSG-01-06-5 [4]	04/16/2019	Perimeter soil gas-01-06	<8.0	<8.0	<8.0	<8.0	<8.0	**10**	<8.0	<8.0	<8.0	--	<80	<80	<80	--	--
1.041	PSG-01-06-15 [4]	04/16/2019	Perimeter soil gas-01-06	<8.0	<8.0	<8.0	<8.0	<8.0	**23**	<8.0	<8.0	<8.0	--	<80	<80	<80	--	--
1.041	1.041-AA-013020	01/30/2020	RESAMPLE Outdoor air	<0.099	<0.10	<0.10	<0.099	<0.099	<0.17	<0.14	<0.13	<0.13	--	--	--	--	--	--
1.041	1.041-01-013020	01/30/2020	RESAMPLE Living room air (2nd Floor)	<0.099	<0.10	**0.35**	<0.099	<0.099	<0.17	<0.14	<0.13	<0.13	--	--	--	--	--	--
1.041	1.041-11-013020	01/30/2020	RESAMPLE Living room air (2nd Floor) (Duplicate)	<0.099	<0.10	**0.38**	<0.099	<0.099	<0.17	<0.14	<0.13	<0.13	--	--	--	--	--	--
1.041	1.041-02-013020	01/30/2020	RESAMPLE Bathroom air (2nd Floor)	<0.099	<0.10	**0.32**	<0.099	<0.099	<0.17	<0.14	<0.13	<0.13	--	--	--	--	--	--
1.041	1.041-03-013020	01/30/2020	RESAMPLE Bedroom (master) air (2nd Floor)	<0.099	<0.10	**0.34**	<0.099	<0.099	<0.17	<0.14	<0.13	<0.13	--	--	--	--	--	--
1.041	PSG-01-01-15 [4]	02/04/2020	Perimeter soil gas-01-01	<8.0	**69**	<8.0	**19**	<8.0	<8.0	<8.0	<8.0	<8.0	--	<80	<80	<80	--	--
1.041	PSG-01-02-5 [4]	02/04/2020	Perimeter soil gas-01-02	<8.0	<8.0	<8.0	<8.0	<8.0	<8.0	<8.0	<8.0	<8.0	--	<80	<80	<80	--	--
1.041	PSG-01-02-15 [4]	02/04/2020	Perimeter soil gas-01-02	<8.0	<8.0	<8.0	<8.0	<8.0	**89**	<8.0	<8.0	<8.0	--	<80	<80	<80	--	--
1.041	PSG-01-03-15 [4]	02/04/2020	Perimeter soil gas-01-03	<8.0	<8.0	<8.0	<8.0	<8.0	**167**	<8.0	<8.0	<8.0	--	<80	<80	<80	--	--
1.041	PSG-01-04-5 [4]	02/04/2020	Perimeter soil gas-01-04	<8.0	<8.0	<8.0	<8.0	<8.0	<8.0	<8.0	<8.0	<8.0	--	<80	<80	<80	--	--
1.041	PSG-01-04-15 [4]	02/04/2020	Perimeter soil gas-01-04	<8.0	<8.0	<8.0	<8.0	<8.0	**93**	<8.0	<8.0	<8.0	--	<80	<80	<80	--	--
1.041	PSG-01-05-5 [4]	02/04/2020	Perimeter soil gas-01-05	<8.0	<8.0	<8.0	<8.0	<8.0	<8.0	<8.0	<8.0	<8.0	--	<80	<80	<80	--	--
1.041	PSG-01-05-15 [4]	02/04/2020	Perimeter soil gas-01-05	<8.0	<8.0	<8.0	<8.0	<8.0	**144**	<8.0	<8.0	<8.0	--	<80	<80	<80	--	--
1.041	PSG-01-06-5 [4]	02/04/2020	Perimeter soil gas-01-06	<8.0	<8.0	<8.0	<8.0	<8.0	<8.0	<8.0	<8.0	<8.0	--	<80	<80	<80	--	--
1.041	PSG-01-06-15 [4]	02/04/2020	Perimeter soil gas-01-06	<8.0	<8.0	<8.0	<8.0	<8.0	**25**	<8.0	<8.0	<8.0	--	<80	<80	<80	--	--
1.041	PSG-01-06-15 REP [4]	02/04/2020	Perimeter soil gas-01-06 (Replicate)	<8.0	<8.0	<8.0	<8.0	<8.0	**27**	<8.0	<8.0	<8.0	--	<80	<80	<80	--	--
1.043	1.043-AA-073119	07/31/2019	Outdoor air	<0.099	<0.10	<0.10	<0.099	<0.099	<0.17	<0.14	<0.13	<0.13	--	--	--	--	--	--
1.043	1.043-01-073119	07/31/2019	Living room air (1st Floor)	<0.099	<0.10	<0.10	<0.099	<0.099	<0.17	<0.14	<0.13	<0.13	--	--	--	--	--	--
1.043	1.043-11-073119	07/31/2019	Living room air (1st Floor) (Duplicate)	<0.099	<0.10	<0.10	<0.099	<0.099	<0.17	<0.14	<0.13	<0.13	--	--	--	--	--	--
1.043	1.043-02-073119	07/31/2019	Bathroom air (1st Floor)	<0.099	<0.10	<0.10	<0.099	<0.099	<0.17	<0.14	<0.13	<0.13	--	--	--	--	--	--
1.043	1.043-03-073119	07/31/2019	Bedroom air (1st Floor)	<0.099	<0.10	<0.10	<0.099	<0.099	<0.17	<0.14	<0.13	<0.13	--	--	--	--	--	--
1.043	PSG-01-01-15 [4]	07/09/2019	Perimeter soil gas-01-01	<8.0	**75**	<8.0	**22**	<8.0	<8.0	<8.0	<8.0	<8.0	--	<80	<80	<80	--	--
1.043	PSG-01-02-5 [4]	07/09/2019	Perimeter soil gas-01-02	<8.0	<8.0	<8.0	<8.0	<8.0	<8.0	<8.0	<8.0	<8.0	--	<80	<80	<80	--	--
1.043	PSG-01-02-15 [4]	07/09/2019	Perimeter soil gas-01-02	<8.0	<8.0	<8.0	<8.0	<8.0	**109**	<8.0	<8.0	<8.0	--	<80	<80	<80	--	--
1.043	PSG-01-03-15 [4]	07/09/2019	Perimeter soil gas-01-03	<8.0	<8.0	<8.0	<8.0	<8.0	**217**	<8.0	<8.0	<8.0	--	<80	<80	<80	--	--
1.043	PSG-01-03-15 REP [4]	07/09/2019	Perimeter soil gas-01-03 (Replicate)	<8.0	<8.0	<8.0	<8.0	<8.0	**204**	<8.0	<8.0	<8.0	--	<80	<80	<80	--	--
1.043	PSG-01-04-5 [4]	07/09/2019	Perimeter soil gas-01-04	<8.0	<8.0	<8.0	<8.0	<8.0	<8.0	<8.0	<8.0	<8.0	--	<80	<80	<80	--	--
1.043	PSG-01-04-15 [4]	07/09/2019	Perimeter soil gas-01-04	<8.0	<8.0	<8.0	<8.0	<8.0	**109**	<8.0	<8.0	<8.0	--	<80	<80	<80	--	--

TABLE A-6

HISTORICAL RESIDENTIAL INDOOR AIR AND SOIL GAS SAMPLING RESULTS
Former Ford Aeronutronic Facility
Newport Beach, California

Building ID	Sample ID	Date [2]	Location Description	Volatile Organic Compounds [1] (µg/m³)									Leak Detection Compounds [1]					
				1,1-DCE	1,1-DCA	1,2-DCA	cis-1,2-DCE	trans-1,2-DCE	PCE	1,1,1-TCA	TCE	Vinyl Chloride	Helium (ppmv)	Heptane (µg/m³)	Hexane (µg/m³)	Pentane (µg/m³)	TFA (µg/m³)	DFA (µg/m³)
1.043	PSG-01-05-5 [4]	07/09/2019	Perimeter soil gas-01-05	<8.0	<8.0	<8.0	<8.0	<8.0	<8.0	<8.0	<8.0	<8.0	--	<80	<80	<80	--	--
1.043	PSG-01-05-15 [4]	07/09/2019	Perimeter soil gas-01-05	<8.0	<8.0	<8.0	<8.0	<8.0	**128**	<8.0	<8.0	<8.0	--	<80	<80	<80	--	--
1.043	PSG-01-06-5 [4]	07/09/2019	Perimeter soil gas-01-06	<8.0	<8.0	<8.0	<8.0	<8.0	<8.0	<8.0	<8.0	<8.0	--	<80	<80	<80	--	--
1.043	PSG-01-06-15 [4]	07/09/2019	Perimeter soil gas-01-06	<8.0	<8.0	<8.0	<8.0	<8.0	**14**	<8.0	<8.0	<8.0	--	<80	<80	<80	--	--
1.044	1.044-AA-100219	10/02/2019	Outdoor air	<0.099	<0.10	<0.10	<0.099	<0.099	<0.17	<0.14	<0.13	<0.13	--	--	--	--	--	--
1.044	1.044-01-100219	10/02/2019	Living room air (2nd Floor)	<0.099	<0.10	**1.9**	<0.099	<0.099	<0.17	<0.14	<0.13	<0.13	--	--	--	--	--	--
1.044	1.044-11-100219	10/02/2019	Living room air (2nd Floor) (Duplicate)	<0.099	<0.10	**1.7**	<0.099	<0.099	<0.17	<0.14	<0.13	<0.13	--	--	--	--	--	--
1.044	1.044-02-100219	10/02/2019	Bathroom air (2nd Floor)	<0.099	<0.10	**0.32**	<0.099	<0.099	<0.17	<0.14	<0.13	<0.13	--	--	--	--	--	--
1.044	1.044-03-100219	10/02/2019	Bedroom air (2nd Floor)	<0.099	<0.10	**0.29**	<0.099	<0.099	**0.20**	<0.14	<0.13	<0.13	--	--	--	--	--	--
1.044	PSG-01-01-15 [4]	07/09/2019	Perimeter soil gas-01-01	<8.0	**75**	<8.0	**22**	<8.0	<8.0	<8.0	<8.0	<8.0	--	<80	<80	<80	--	--
1.044	PSG-01-02-5 [4]	07/09/2019	Perimeter soil gas-01-02	<8.0	<8.0	<8.0	<8.0	<8.0	<8.0	<8.0	<8.0	<8.0	--	<80	<80	<80	--	--
1.044	PSG-01-02-15 [4]	07/09/2019	Perimeter soil gas-01-02	<8.0	<8.0	<8.0	<8.0	<8.0	**109**	<8.0	<8.0	<8.0	--	<80	<80	<80	--	--
1.044	PSG-01-03-15 [4]	07/09/2019	Perimeter soil gas-01-03	<8.0	<8.0	<8.0	<8.0	<8.0	**217**	<8.0	<8.0	<8.0	--	<80	<80	<80	--	--
1.044	PSG-01-03-15 REP [4]	07/09/2019	Perimeter soil gas-01-03 (Replicate)	<8.0	<8.0	<8.0	<8.0	<8.0	**204**	<8.0	<8.0	<8.0	--	<80	<80	<80	--	--
1.044	PSG-01-04-5 [4]	07/09/2019	Perimeter soil gas-01-04	<8.0	<8.0	<8.0	<8.0	<8.0	<8.0	<8.0	<8.0	<8.0	--	<80	<80	<80	--	--
1.044	PSG-01-04-15 [4]	07/09/2019	Perimeter soil gas-01-04	<8.0	<8.0	<8.0	<8.0	<8.0	**109**	<8.0	<8.0	<8.0	--	<80	<80	<80	--	--
1.044	PSG-01-05-5 [4]	07/09/2019	Perimeter soil gas-01-05	<8.0	<8.0	<8.0	<8.0	<8.0	<8.0	<8.0	<8.0	<8.0	--	<80	<80	<80	--	--
1.044	PSG-01-05-15 [4]	07/09/2019	Perimeter soil gas-01-05	<8.0	<8.0	<8.0	<8.0	<8.0	**128**	<8.0	<8.0	<8.0	--	<80	<80	<80	--	--
1.044	PSG-01-06-5 [4]	07/09/2019	Perimeter soil gas-01-06	<8.0	<8.0	<8.0	<8.0	<8.0	<8.0	<8.0	<8.0	<8.0	--	<80	<80	<80	--	--
1.044	PSG-01-06-15 [4]	07/09/2019	Perimeter soil gas-01-06	<8.0	<8.0	<8.0	<8.0	<8.0	**14**	<8.0	<8.0	<8.0	--	<80	<80	<80	--	--
1.047	1.047-AA-052419	05/24/2019	Outdoor air	<0.099	<0.10	<0.10	<0.099	<0.099	<0.17	<0.14	<0.13	<0.13	--	--	--	--	--	--
1.047	1.047-01-052419	05/24/2019	Living room air (1st Floor)	<0.099	<0.10	**1.3**	<0.099	<0.099	**1.9**	<0.14	<0.13	<0.13	--	--	--	--	--	--
1.047	1.047-02-052419	05/24/2019	Bathroom air (1st Floor)	<0.099	<0.10	**1.4**	<0.099	<0.099	**2.1**	<0.14	<0.13	<0.13	--	--	--	--	--	--
1.047	1.047-03-052419	05/24/2019	Bedroom (master) air (1st Floor)	<0.099	<0.10	**1.4**	<0.099	<0.099	**2.1**	<0.14	<0.13	<0.13	--	--	--	--	--	--
1.047	PSG-01-48-5 [4]	04/17/2019	Perimeter soil gas-01-48	<8.0	<8.0	<8.0	<8.0	<8.0	**12**	<8.0	<8.0	<8.0	--	<80	<80	<80	--	--
1.047	PSG-01-49-5 [4]	04/17/2019	Perimeter soil gas-01-49	<8.0	<8.0	<8.0	<8.0	<8.0	<8.0	<8.0	**8.0**	<8.0	--	<80	<80	<80	--	--
1.047	PSG-01-49-15 [4]	04/17/2019	Perimeter soil gas-01-49	**52**	<8.0	<8.0	**43**	**4.0 J**	**112**	<8.0	**512**	<8.0	--	<80	<80	<80	--	--
1.047	PSG-01-50-5 [4]	04/17/2019	Perimeter soil gas-01-50	<8.0	<8.0	<8.0	<8.0	<8.0	<8.0	<8.0	<8.0	<8.0	--	<80	<80	<80	--	--
1.047	PSG-01-50-15 [4]	04/17/2019	Perimeter soil gas-01-50	<8.0	<8.0	<8.0	<8.0	<8.0	<8.0	<8.0	<8.0	<8.0	--	<80	<80	<80	--	--
1.047	PSG-01-51-5 [4]	04/17/2019	Perimeter soil gas-01-51	<8.0	**6.0 J**	<8.0	<8.0	<8.0	<8.0	<8.0	<8.0	<8.0	--	<80	<80	<80	--	--
1.047	PSG-01-51-15 [4]	04/17/2019	Perimeter soil gas-01-51	<8.0	**12**	<8.0	<8.0	<8.0	<8.0	<8.0	**6.0 J**	<8.0	--	<80	<80	<80	--	--
1.047	PSG-01-52-5 [4]	04/17/2019	Perimeter soil gas-01-52	<8.0	<8.0	<8.0	<8.0	<8.0	**100**	**5.0 J**	**16**	<8.0	--	<80	<80	<80	--	--
1.047	PSG-01-52-15 [4]	04/17/2019	Perimeter soil gas-01-52	**6.0 J**	<8.0	<8.0	<8.0	<8.0	**206**	<8.0	**146**	<8.0	--	<80	<80	<80	--	--
1.047	PSG-01-52-15 REP [4]	04/17/2019	Perimeter soil gas-01-52 (Replicate)	**5.0 J**	<8.0	<8.0	<8.0	<8.0	**173**	**6.0 J**	**124**	<8.0	--	<80	<80	<80	--	--
1.047	PSG-01-53-15 [4]	04/17/2019	Perimeter soil gas-01-53	**74**	<8.0	<8.0	<8.0	<8.0	**402**	**5.0 J**	**1,140**	<8.0	--	<80	<80	<80	--	--
1.047	PSG-01-54-5 [4]	04/17/2019	Perimeter soil gas-01-54	<8.0	<8.0	<8.0	<8.0	<8.0	**97**	**6.0 J**	<8.0	<8.0	--	<80	<80	<80	--	--
1.047	PSG-01-54-15 [4]	04/17/2019	Perimeter soil gas-01-54	<8.0	<8.0	<8.0	<8.0	<8.0	**97**	**6.0 J**	<8.0	<8.0	--	<80	<80	<80	--	--
1.047	1.047-AA-100121	10/01/2021	RESAMPLE Outdoor air	<0.099	<0.10	<0.10	<0.099	<0.099	**0.40**	<0.14	**0.66**	<0.13	--	--	--	--	--	--
1.047	1.047-01-100121	10/01/2021	RESAMPLE Living room air (1st Floor)	<0.099	<0.10	**0.14**	<0.099	<0.099	**0.51**	<0.14	<0.13	<0.13	--	--	--	--	--	--
1.047	1.047-11-100121	10/01/2021	RESAMPLE Living room air (1st Floor) (Replicate)	<0.099	<0.10	**0.14**	<0.099	<0.099	**0.51**	<0.14	<0.13	<0.13	--	--	--	--	--	--
1.047	1.047-02-100121	10/01/2021	RESAMPLE Bathroom air (1st Floor)	<0.099	<0.10	**0.14**	<0.099	<0.099	**0.41**	<0.14	<0.13	<0.13	--	--	--	--	--	--
1.047	1.047-03-100121	10/01/2021	RESAMPLE Bedroom (master) air (1st Floor)	<0.099	<0.10	**0.14**	<0.099	<0.099	**0.49**	<0.14	<0.13	<0.13	--	--	--	--	--	--
1.047	PSG-01-48-5 [4]	09/23/2021	Perimeter soil gas-01-48 air	<8.0	<8.0	<8.0	<8.0	<8.0	<8.0	<8.0	<8.0	<8.0 UJ	--	<80	<80	<80	--	--
1.047	PSG-01-49-5 [4]	09/23/2021	Perimeter soil gas-01-49 air	<8.0	<8.0	<8.0	<8.0	<8.0	<8.0	<8.0	<8.0	<8.0 UJ	--	<80	<80	<80	--	--
1.047	PSG-01-49-15 [4]	09/23/2021	Perimeter soil gas-01-49 air	**35**	<8.0	<8.0	**36**	**4.0 J**	**118**	<8.0	**522**	<8.0 UJ	--	<80	<80	<80	--	--
1.047	PSG-01-50-5 [4]	09/23/2021	Perimeter soil gas-01-50 air	<8.0	<8.0	<8.0	<8.0	<8.0	<8.0	<8.0	<8.0	<8.0 UJ	--	<80	<80	<80	--	--
1.047	PSG-01-50-15 [4]	09/23/2021	Perimeter soil gas-01-50 air	<8.0	<8.0	<8.0	<8.0	<8.0	<8.0	<8.0	<8.0	<8.0 UJ	--	<80	<80	<80	--	--
1.047	PSG-01-51-5 [4]	09/24/2021	Perimeter soil gas-01-51 air	<8.0	<8.0	<8.0	<8.0	<8.0 UJ	**34**	<8.0	<8.0	<8.0	--	<80	<80	<80	--	--
1.047	PSG-01-51-15 [4]	09/24/2021	Perimeter soil gas-01-51 air	**4.0 J**	<8.0	<8.0	<8.0	<8.0 UJ	**38**	<8.0	**7.0 J**	<8.0	--	<80	<80	<80	--	--
1.047	PSG-01-52-5 [4]	09/24/2021	Perimeter soil gas-01-52 air	<8.0	<8.0	<8.0	<8.0	<8.0 UJ	**68**	<8.0	<8.0	<8.0	--	<80	<80	<80	--	--
1.047	PSG-01-52-15 [4]	09/24/2021	Perimeter soil gas-01-52 air	<8.0	<8.0	<8.0	<8.0	<8.0 UJ	**160**	<8.0	**95**	<8.0	--	<80	<80	<80	--	--
1.047	PSG-01-53-5 [4]	09/24/2021	Perimeter soil gas-01-53 air	<8.0	<8.0	<8.0	<8.0	<8.0 UJ	**24**	<8.0	<8.0	<8.0	--	<80	<80	<80	--	--
1.047	PSG-01-53-15 [4]	09/24/2021	Perimeter soil gas-01-53 air	**19**	<8.0	<8.0	<8.0	<8.0 UJ	**314**	<8.0	**729**	<8.0	--	<80	<80	<80	--	--
1.047	PSG-01-54-5 [4]	09/24/2021	Perimeter soil gas-01-54 air	<8.0	<8.0	<8.0	<8.0	<8.0 UJ	**34**	<8.0	<8.0	<8.0	--	<80	<80	<80	--	--
1.047	PSG-01-54-15 [4]	09/24/2021	Perimeter soil gas-01-54 air	<8.0	<8.0	<8.0	<8.0	<8.0 UJ	**262**	<8.0	**32**	<8.0	--	<80	<80	<80	--	--
1.047	1.047-AA-020222	02/02/2022	RESAMPLE Outdoor air	<0.099	<0.10	<0.10	<0.099	<0.099	<0.17	<0.14	<0.13	<0.13	--	--	--	--	--	--

TABLE A-6

HISTORICAL RESIDENTIAL INDOOR AIR AND SOIL GAS SAMPLING RESULTS
Former Ford Aeronutronic Facility
Newport Beach, California

Building ID	Sample ID	Date [2]	Location Description	Volatile Organic Compounds [1] (µg/m³)									Leak Detection Compounds [1]					
				1,1-DCE	1,1-DCA	1,2-DCA	cis-1,2-DCE	trans-1,2-DCE	PCE	1,1,1-TCA	TCE	Vinyl Chloride	Helium (ppmv)	Heptane (µg/m³)	Hexane (µg/m³)	Pentane (µg/m³)	TFA (µg/m³)	DFA (µg/m³)
1.047	1.047-01-020222	02/02/2022	RESAMPLE Living room air (1st Floor)	<0.099	<0.10	<0.10	<0.099	<0.099	**0.40**	<0.14	<0.13	<0.13	--	--	--	--	--	--
1.047	1.047-02-020222	02/02/2022	RESAMPLE Bathroom air (1st Floor)	<0.099	<0.10	<0.10	<0.099	<0.099	**0.23**	<0.14	<0.13	<0.13	--	--	--	--	--	--
1.047	1.047-03-020222	02/02/2022	RESAMPLE Bedroom (master) air (1st Floor)	<0.099	<0.10	<0.10	<0.099	<0.099	**0.67**	<0.14	<0.13	<0.13	--	--	--	--	--	--
1.047	PSG-01-48-5 [4]	01/21/2022	Perimeter soil gas-01-48 air	<4.0	<4.0	<4.0	<4.0	<4.0	<4.0	<4.0	<4.0	<4.0	--	<40	<40	<40	--	--
1.047	PSG-01-49-5 [4]	01/25/2022	Perimeter soil gas-01-49 air	<4.0	<4.0	<4.0	<4.0	<4.0	<4.0	<4.0	<4.0	<4.0 UJ	--	<40	<40	<40	--	--
1.047	PSG-01-49-5 REP [4]	01/25/2022	Perimeter soil gas-01-49 air (Replicate)	<4.0	<4.0	<4.0	<4.0	<4.0	<4.0	<4.0	<4.0	<4.0 UJ	--	<40	<40	<40	--	--
1.047	PSG-01-49-15 [4]	01/25/2022	Perimeter soil gas-01-49 air	**35**	<4.0	<4.0	**36**	**5.0**	**104**	<4.0	**476**	<4.0 UJ	--	<40	<40	<40	--	--
1.047	PSG-01-50-5 [4]	01/25/2022	Perimeter soil gas-01-50 air	<4.0	<4.0	<4.0	<4.0	<4.0	<4.0	<4.0	<4.0	<4.0 UJ	--	<40	<40	<40	--	--
1.047	PSG-01-50-15 [4]	01/25/2022	Perimeter soil gas-01-50 air	<4.0	<4.0	<4.0	<4.0	<4.0	**4.0**	<4.0	<4.0	<4.0 UJ	--	<40	<40	<40	--	--
1.047	PSG-01-51-5 [4]	01/25/2022	Perimeter soil gas-01-51 air	<4.0	<4.0	<4.0	<4.0	<4.0	<4.0	<4.0	<4.0	<4.0 UJ	--	<40	<40	<40	--	--
1.047	PSG-01-51-15 [4]	01/25/2022	Perimeter soil gas-01-51 air	<4.0	**7.0**	<4.0	<4.0	<4.0	**6.0**	<4.0	**8.0**	<4.0 UJ	--	<40	<40	<40	--	--
1.047	PSG-01-52-5 [4]	01/25/2022	Perimeter soil gas-01-52 air	<4.0	<4.0	<4.0	<4.0	<4.0	**17**	<4.0	<4.0	<4.0 UJ	--	<40	<40	<40	--	--
1.047	PSG-01-52-15 [4]	01/25/2022	Perimeter soil gas-01-52 air	<4.0	<4.0	<4.0	<4.0	<4.0	**159**	<4.0	**103**	<4.0 UJ	--	<40	<40	<40	--	--
1.047	PSG-01-53-15 [4]	01/25/2022	Perimeter soil gas-01-53 air	**27**	<4.0	<4.0	<4.0	<4.0	**289**	<4.0	**741**	<4.0 UJ	--	<40	<40	<40	--	--
1.047	PSG-01-54-5 [4]	01/25/2022	Perimeter soil gas-01-54 air	<4.0	<4.0	<4.0	<4.0	<4.0	**40**	<4.0	<4.0	<4.0 UJ	--	<40	<40	<40	--	--
1.047	PSG-01-54-15 [4]	01/25/2022	Perimeter soil gas-01-54 air	<4.0	<4.0	<4.0	<4.0	<4.0	**226**	<4.0	**36**	<4.0 UJ	--	<40	<40	<40	--	--
1.050	1.047-AA-052419 [6]	05/24/2019	Outdoor air	<0.099	<0.10	<0.10	<0.099	<0.099	<0.17	<0.14	<0.13	<0.13	--	--	--	--	--	--
1.050	1.050-01-052419	05/24/2019	Living room air (2nd Floor)	<0.099	<0.10	**0.39**	<0.099	<0.099	**0.70**	<0.14	<0.13	<0.13	--	--	--	--	--	--
1.050	1.050-11-052419	05/24/2019	Living room air (2nd Floor) (Duplicate)	<0.099	<0.10	**0.40**	<0.099	<0.099	**0.73**	<0.14	<0.13	<0.13	--	--	--	--	--	--
1.050	1.050-02-052419	05/24/2019	Bathroom air (2nd Floor)	<0.099	<0.10	**0.44**	<0.099	<0.099	**0.77**	<0.14	<0.13	<0.13	--	--	--	--	--	--
1.050	1.050-03-052419	05/24/2019	Loft air (2nd Floor)	<0.099	<0.10	**0.39**	<0.099	<0.099	**0.74**	<0.14	<0.13	<0.13	--	--	--	--	--	--
1.050	1.019-AA-072619 [6]	07/26/2019	RESAMPLE Outdoor air	<0.099	<0.10	<0.10	<0.099	<0.099	<0.17	<0.14	<0.13	<0.13	--	--	--	--	--	--
1.050	1.050-01-072619	07/26/2019	RESAMPLE Living room air (2nd Floor)	<0.099	<0.10	**0.58**	<0.099	<0.099	**0.77**	<0.14	<0.13	<0.13	--	--	--	--	--	--
1.050	1.050-11-072619	07/26/2019	RESAMPLE Living room air (2nd Floor) (Duplicate)	<0.099	<0.10	**0.58**	<0.099	<0.099	**0.81**	<0.14	<0.13	<0.13	--	--	--	--	--	--
1.050	1.050-02-072619	07/26/2019	RESAMPLE Bathroom air (2nd Floor)	<0.099	<0.10	**0.63**	<0.099	<0.099	**0.87**	<0.14	<0.13	<0.13	--	--	--	--	--	--
1.050	1.050-03-072619	07/26/2019	RESAMPLE Loft air (2nd Floor)	<0.099	**0.10**	**0.65**	<0.099	<0.099	**0.73**	<0.14	<0.13	<0.13	--	--	--	--	--	--
1.050	PSG-01-48-5 [4]	04/17/2019	Perimeter soil gas-01-48	<8.0	<8.0	<8.0	<8.0	<8.0	**12**	<8.0	<8.0	<8.0	--	<80	<80	<80	--	--
1.050	PSG-01-49-5 [4]	04/17/2019	Perimeter soil gas-01-49	<8.0	<8.0	<8.0	<8.0	<8.0	<8.0	<8.0	**8.0**	<8.0	--	<80	<80	<80	--	--
1.050	PSG-01-49-15 [4]	04/17/2019	Perimeter soil gas-01-49	**52**	<8.0	<8.0	**43**	**4.0 J**	**112**	<8.0	**512**	<8.0	--	<80	<80	<80	--	--
1.050	PSG-01-50-5 [4]	04/17/2019	Perimeter soil gas-01-50	<8.0	<8.0	<8.0	<8.0	<8.0	<8.0	<8.0	<8.0	<8.0	--	<80	<80	<80	--	--
1.050	PSG-01-50-15 [4]	04/17/2019	Perimeter soil gas-01-50	<8.0	<8.0	<8.0	<8.0	<8.0	<8.0	<8.0	<8.0	<8.0	--	<80	<80	<80	--	--
1.050	PSG-01-51-5 [4]	04/17/2019	Perimeter soil gas-01-51	<8.0	**6.0 J**	<8.0	<8.0	<8.0	<8.0	<8.0	<8.0	<8.0	--	<80	<80	<80	--	--
1.050	PSG-01-51-15 [4]	04/17/2019	Perimeter soil gas-01-51	<8.0	**12**	<8.0	<8.0	<8.0	<8.0	<8.0	**6.0 J**	<8.0	--	<80	<80	<80	--	--
1.050	PSG-01-52-5 [4]	04/17/2019	Perimeter soil gas-01-52	<8.0	<8.0	<8.0	<8.0	<8.0	**100**	**5.0 J**	**16**	<8.0	--	<80	<80	<80	--	--
1.050	PSG-01-52-15 [4]	04/17/2019	Perimeter soil gas-01-52	**6.0 J**	<8.0	<8.0	<8.0	<8.0	**206**	<8.0	**146**	<8.0	--	<80	<80	<80	--	--
1.050	PSG-01-52-15 REP [4]	04/17/2019	Perimeter soil gas-01-52 (Replicate)	**5.0 J**	<8.0	<8.0	<8.0	<8.0	**173**	**6.0 J**	**124**	<8.0	--	<80	<80	<80	--	--
1.050	PSG-01-53-15 [4]	04/17/2019	Perimeter soil gas-01-53	**74**	<8.0	<8.0	<8.0	<8.0	**402**	**5.0 J**	**1,140**	<8.0	--	<80	<80	<80	--	--
1.050	PSG-01-54-5 [4]	04/17/2019	Perimeter soil gas-01-54	<8.0	<8.0	<8.0	<8.0	<8.0	**97**	**6.0 J**	<8.0	<8.0	--	<80	<80	<80	--	--
1.050	PSG-01-54-15 [4]	04/17/2019	Perimeter soil gas-01-54	<8.0	<8.0	<8.0	<8.0	<8.0	**204**	<8.0	**18**	<8.0	--	<80	<80	<80	--	--
1.050	1.050-AA-013120	01/31/2020	RESAMPLE Outdoor air	<0.099	<0.10	**0.12**	<0.099	**0.17**	**0.52**	<0.14	**0.21**	<0.13	--	--	--	--	--	--
1.050	1.050-01-013120	01/31/2020	RESAMPLE Living room air (2nd Floor)	<0.099	<0.10	**0.27**	<0.099	<0.099	**0.26**	<0.14	**0.32**	<0.13	--	--	--	--	--	--
1.050	1.050-02-013120	01/31/2020	RESAMPLE Bathroom air (2nd Floor)	<0.099	<0.10	**0.28**	<0.099	<0.099	**0.27**	<0.14	**0.35**	<0.13	--	--	--	--	--	--
1.050	1.050-03-013120	01/31/2020	RESAMPLE Loft air (2nd Floor)	<0.099	<0.10	**0.27**	<0.099	<0.099	**0.28**	<0.14	**0.35**	<0.13	--	--	--	--	--	--
1.050	PSG-01-48-5 [4]	02/06/2020	Perimeter soil gas-01-48	<8.0	<8.0	<8.0	<8.0	<8.0	<8.0	<8.0	<8.0	<8.0	--	<80	<80	<80	--	--
1.050	PSG-01-48-5 REP [4]	02/06/2020	Perimeter soil gas-01-48 (Replicate)	<8.0	<8.0	<8.0	<8.0	<8.0	<8.0	<8.0	<8.0	<8.0	--	<80	<80	<80	--	--
1.050	PSG-01-49-5 [4]	02/04/2020	Perimeter soil gas-01-49	<8.0	<8.0	<8.0	<8.0	<8.0	**8.0 J**	<8.0	<8.0	<8.0	--	<80	<80	<80	--	--
1.050	PSG-01-49-15 [4]	02/04/2020	Perimeter soil gas-01-49	**54**	<8.0	<8.0	**41**	<8.0	**129**	<8.0	**605**	<8.0	--	<80	<80	<80	--	--
1.050	PSG-01-50-5 [4]	02/04/2020	Perimeter soil gas-01-50	<8.0	<8.0	<8.0	<8.0	<8.0	<8.0	<8.0	<8.0	<8.0	--	<80	<80	<80	--	--
1.050	PSG-01-50-15 [4]	02/04/2020	Perimeter soil gas-01-50	<8.0	<8.0	<8.0	<8.0	<8.0	<8.0	<8.0	<8.0	<8.0	--	<80	<80	<80	--	--
1.050	PSG-01-51-5 [4]	02/04/2020	Perimeter soil gas-01-51	<8.0	<8.0	<8.0	<8.0	<8.0	<8.0	<8.0	<8.0	<8.0	--	<80	<80	<80	--	--
1.050	PSG-01-51-5 REP [4]	02/04/2020	Perimeter soil gas-01-51 (Replicate)	<8.0	<8.0	<8.0	<8.0	<8.0	<8.0	<8.0	<8.0	<8.0	--	<80	<80	<80	--	--
1.050	PSG-01-51-15 [4]	02/04/2020	Perimeter soil gas-01-51	<8.0	**7.0 J**	<8.0	<8.0	<8.0	<8.0	<8.0	**6.0 J**	<8.0	--	<80	<80	<80	--	--
1.050	PSG-01-52-15 [4]	02/04/2020	Perimeter soil gas-01-52	<8.0	<8.0	<8.0	<8.0	<8.0	**170**	<8.0	**115**	<8.0	--	<80	<80	<80	--	--
1.050	PSG-01-53-15 [4]	02/04/2020	Perimeter soil gas-01-53	**50**	<8.0	<8.0	<8.0	<8.0	**346**	<8.0	**1,020**	<8.0	--	<80	<80	<80	--	--
1.050	PSG-01-54-5 [4]	02/04/2020	Perimeter soil gas-01-54	<8.0	<8.0	<8.0	<8.0	<8.0	**87**	<8.0	<8.0	<8.0	--	<80	<80	<80	--	--
1.050	PSG-01-54-15 [4]	02/04/2020	Perimeter soil gas-01-54	<8.0	<8.0	<8.0	<8.0	<8.0	**188**	<8.0	**24**	<8.0	--	<80	<80	<80	--	--

TABLE A-6

HISTORICAL RESIDENTIAL INDOOR AIR AND SOIL GAS SAMPLING RESULTS
Former Ford Aeronutronic Facility
Newport Beach, California

Building ID	Sample ID	Date [2]	Location Description	Volatile Organic Compounds [1] (µg/m³)									Leak Detection Compounds [1]					
				1,1-DCE	1,1-DCA	1,2-DCA	cis-1,2-DCE	trans-1,2-DCE	PCE	1,1,1-TCA	TCE	Vinyl Chloride	Helium (ppmv)	Heptane (µg/m³)	Hexane (µg/m³)	Pentane (µg/m³)	TFA (µg/m³)	DFA (µg/m³)
1.055	1.055-AA-051519	05/15/2019	Outdoor air	<0.099	<0.10	<0.10	<0.099	<0.099	<0.17	<0.14	<0.13	<0.13	--	--	--	--	--	--
1.055	1.055-01-051519	05/15/2019	Living room air (1st Floor)	<0.099	<0.10	**0.40**	<0.099	<0.099	<0.17	<0.14	<0.13	<0.13	--	--	--	--	--	--
1.055	1.055-11-051519	05/15/2019	Living room air (1st Floor) (Duplicate)	<0.099	<0.10	**0.43**	<0.099	<0.099	**0.21**	<0.14	<0.13	<0.13	--	--	--	--	--	--
1.055	1.055-02-051519	05/15/2019	Bathroom air (1st Floor)	<0.099	<0.10	**0.30**	<0.099	<0.099	**0.24**	<0.14	<0.13	<0.13	--	--	--	--	--	--
1.055	1.055-03-051519	05/15/2019	Bedroom (master) air (1st Floor)	<0.099	<0.10	**0.33**	<0.099	<0.099	<0.17	<0.14	<0.13	<0.13	--	--	--	--	--	--
1.055	PSG-01-48-5 [4]	04/17/2019	Perimeter soil gas-01-48	<8.0	<8.0	<8.0	<8.0	<8.0	**12**	<8.0	<8.0	<8.0	--	<80	<80	<80	--	--
1.055	PSG-01-49-5 [4]	04/17/2019	Perimeter soil gas-01-49	<8.0	<8.0	<8.0	<8.0	<8.0	<8.0	<8.0	**8.0**	<8.0	--	<80	<80	<80	--	--
1.055	PSG-01-49-15 [4]	04/17/2019	Perimeter soil gas-01-49	**52**	<8.0	<8.0	**43**	**4.0 J**	**112**	<8.0	**512**	<8.0	--	<80	<80	<80	--	--
1.055	PSG-01-50-5 [4]	04/17/2019	Perimeter soil gas-01-50	<8.0	<8.0	<8.0	<8.0	<8.0	<8.0	<8.0	<8.0	<8.0	--	<80	<80	<80	--	--
1.055	PSG-01-50-15 [4]	04/17/2019	Perimeter soil gas-01-50	<8.0	<8.0	<8.0	<8.0	<8.0	<8.0	<8.0	<8.0	<8.0	--	<80	<80	<80	--	--
1.055	PSG-01-51-5 [4]	04/17/2019	Perimeter soil gas-01-51	<8.0	**6.0 J**	<8.0	<8.0	<8.0	<8.0	<8.0	<8.0	<8.0	--	<80	<80	<80	--	--
1.055	PSG-01-51-15 [4]	04/17/2019	Perimeter soil gas-01-51	<8.0	**12**	<8.0	<8.0	<8.0	<8.0	<8.0	**6.0 J**	<8.0	--	<80	<80	<80	--	--
1.055	PSG-01-52-5 [4]	04/17/2019	Perimeter soil gas-01-52	<8.0	<8.0	<8.0	<8.0	<8.0	**100**	**5.0 J**	**16**	<8.0	--	<80	<80	<80	--	--
1.055	PSG-01-52-15 [4]	04/17/2019	Perimeter soil gas-01-52	**6.0 J**	<8.0	<8.0	<8.0	<8.0	**206**	<8.0	**146**	<8.0	--	<80	<80	<80	--	--
1.055	PSG-01-52-15 REP [4]	04/17/2019	Perimeter soil gas-01-52 (Replicate)	**5.0 J**	<8.0	<8.0	<8.0	<8.0	**173**	**6.0 J**	**124**	<8.0	--	<80	<80	<80	--	--
1.055	PSG-01-53-15 [4]	04/17/2019	Perimeter soil gas-01-53	**74**	<8.0	<8.0	<8.0	<8.0	**402**	**5.0 J**	**1,140**	<8.0	--	<80	<80	<80	--	--
1.055	PSG-01-54-5 [4]	04/17/2019	Perimeter soil gas-01-54	<8.0	<8.0	<8.0	<8.0	<8.0	**97**	**6.0 J**	<8.0	<8.0	--	<80	<80	<80	--	--
1.055	PSG-01-54-15 [4]	04/17/2019	Perimeter soil gas-01-54	<8.0	<8.0	<8.0	<8.0	<8.0	**204**	<8.0	**18**	<8.0	--	<80	<80	<80	--	--
1.055	1.055-AA-020620	02/06/2020	RESAMPLE Outdoor air	<0.099	<0.10	<0.10	<0.099	<0.099	<0.17	<0.14	<0.13	<0.13	--	--	--	--	--	--
1.055	1.055-01-020620	02/06/2020	RESAMPLE Living room air (1st Floor)	<0.099	<0.10	**0.22**	<0.099	<0.099	<0.17	<0.14	<0.13	<0.13	--	--	--	--	--	--
1.055	1.055-02-020620	02/06/2020	RESAMPLE Bathroom air (1st Floor)	<0.099	<0.10	**0.21**	<0.099	<0.099	<0.17	<0.14	<0.13	<0.13	--	--	--	--	--	--
1.055	1.055-03-020620	02/06/2020	RESAMPLE Bedroom (master) air (1st Floor)	<0.099	<0.10	**0.23**	<0.099	<0.099	<0.17	<0.14	<0.13	<0.13	--	--	--	--	--	--
1.055	PSG-01-48-5 [4]	02/06/2020	Perimeter soil gas-01-48	<8.0	<8.0	<8.0	<8.0	<8.0	<8.0	<8.0	<8.0	<8.0	--	<80	<80	<80	--	--
1.055	PSG-01-48-5 REP [4]	02/06/2020	Perimeter soil gas-01-48 (Replicate)	<8.0	<8.0	<8.0	<8.0	<8.0	<8.0	<8.0	<8.0	<8.0	--	<80	<80	<80	--	--
1.055	PSG-01-49-5 [4]	02/04/2020	Perimeter soil gas-01-49	<8.0	<8.0	<8.0	<8.0	<8.0	**8.0 J**	<8.0	<8.0	<8.0	--	<80	<80	<80	--	--
1.055	PSG-01-49-15 [4]	02/04/2020	Perimeter soil gas-01-49	**54**	<8.0	<8.0	**41**	<8.0	**129**	<8.0	**605**	<8.0	--	<80	<80	<80	--	--
1.055	PSG-01-50-5 [4]	02/04/2020	Perimeter soil gas-01-50	<8.0	<8.0	<8.0	<8.0	<8.0	<8.0	<8.0	<8.0	<8.0	--	<80	<80	<80	--	--
1.055	PSG-01-50-15 [4]	02/04/2020	Perimeter soil gas-01-50	<8.0	<8.0	<8.0	<8.0	<8.0	<8.0	<8.0	<8.0	<8.0	--	<80	<80	<80	--	--
1.055	PSG-01-51-5 [4]	02/04/2020	Perimeter soil gas-01-51	<8.0	<8.0	<8.0	<8.0	<8.0	<8.0	<8.0	<8.0	<8.0	--	<80	<80	<80	--	--
1.055	PSG-01-51-5 REP [4]	02/04/2020	Perimeter soil gas-01-51 (Replicate)	<8.0	<8.0	<8.0	<8.0	<8.0	<8.0	<8.0	<8.0	<8.0	--	<80	<80	<80	--	--
1.055	PSG-01-51-15 [4]	02/04/2020	Perimeter soil gas-01-51	<8.0	**7.0 J**	<8.0	<8.0	<8.0	<8.0	<8.0	**6.0 J**	<8.0	--	<80	<80	<80	--	--
1.055	PSG-01-52-15 [4]	02/04/2020	Perimeter soil gas-01-52	<8.0	<8.0	<8.0	<8.0	<8.0	**170**	<8.0	**115**	<8.0	--	<80	<80	<80	--	--
1.055	PSG-01-53-15 [4]	02/04/2020	Perimeter soil gas-01-53	**50**	<8.0	<8.0	<8.0	<8.0	**346**	<8.0	**1,020**	<8.0	--	<80	<80	<80	--	--
1.055	PSG-01-54-5 [4]	02/04/2020	Perimeter soil gas-01-54	<8.0	<8.0	<8.0	<8.0	<8.0	**87**	<8.0	<8.0	<8.0	--	<80	<80	<80	--	--
1.055	PSG-01-54-15 [4]	02/04/2020	Perimeter soil gas-01-54	<8.0	<8.0	<8.0	<8.0	<8.0	**188**	<8.0	**24**	<8.0	--	<80	<80	<80	--	--
1.056	1.056-AA-052219	05/22/2019	Outdoor air	<0.099	<0.10	<0.10	<0.099	<0.099	<0.17	<0.14	<0.13	<0.13	--	--	--	--	--	--
1.056	1.056-01-052219	05/22/2019	Living room air (2nd Floor)	<0.099	<0.10	<0.10	<0.099	<0.099	<0.17	<0.14	<0.13	<0.13	--	--	--	--	--	--
1.056	1.056-02-052219	05/22/2019	Bathroom air (2nd Floor)	<0.099	<0.10	<0.10	<0.099	<0.099	<0.17	<0.14	<0.13	<0.13	--	--	--	--	--	--
1.056	1.056-03-052219	05/22/2019	Loft air (2nd Floor)	<0.099	<0.10	<0.10	<0.099	<0.099	<0.17	<0.14	<0.13	<0.13	--	--	--	--	--	--
1.056	PSG-01-48-5 [4]	04/17/2019	Perimeter soil gas-01-48	<8.0	<8.0	<8.0	<8.0	<8.0	**12**	<8.0	<8.0	<8.0	--	<80	<80	<80	--	--
1.056	PSG-01-49-5 [4]	04/17/2019	Perimeter soil gas-01-49	<8.0	<8.0	<8.0	<8.0	<8.0	<8.0	<8.0	**8.0**	<8.0	--	<80	<80	<80	--	--
1.056	PSG-01-49-15 [4]	04/17/2019	Perimeter soil gas-01-49	**52**	<8.0	<8.0	**43**	**4.0 J**	**112**	<8.0	**512**	<8.0	--	<80	<80	<80	--	--
1.056	PSG-01-50-5 [4]	04/17/2019	Perimeter soil gas-01-50	<8.0	<8.0	<8.0	<8.0	<8.0	<8.0	<8.0	<8.0	<8.0	--	<80	<80	<80	--	--
1.056	PSG-01-50-15 [4]	04/17/2019	Perimeter soil gas-01-50	<8.0	<8.0	<8.0	<8.0	<8.0	<8.0	<8.0	<8.0	<8.0	--	<80	<80	<80	--	--
1.056	PSG-01-51-5 [4]	04/17/2019	Perimeter soil gas-01-51	<8.0	**6.0 J**	<8.0	<8.0	<8.0	<8.0	<8.0	<8.0	<8.0	--	<80	<80	<80	--	--
1.056	PSG-01-51-15 [4]	04/17/2019	Perimeter soil gas-01-51	<8.0	**12**	<8.0	<8.0	<8.0	<8.0	<8.0	**6.0 J**	<8.0	--	<80	<80	<80	--	--
1.056	PSG-01-52-5 [4]	04/17/2019	Perimeter soil gas-01-52	<8.0	<8.0	<8.0	<8.0	<8.0	**100**	**5.0 J**	**16**	<8.0	--	<80	<80	<80	--	--
1.056	PSG-01-52-15 [4]	04/17/2019	Perimeter soil gas-01-52	**6.0 J**	<8.0	<8.0	<8.0	<8.0	**206**	<8.0	**146**	<8.0	--	<80	<80	<80	--	--
1.056	PSG-01-52-15 REP [4]	04/17/2019	Perimeter soil gas-01-52 (Replicate)	**5.0 J**	<8.0	<8.0	<8.0	<8.0	**173**	**6.0 J**	**124**	<8.0	--	<80	<80	<80	--	--
1.056	PSG-01-53-15 [4]	04/17/2019	Perimeter soil gas-01-53	**74**	<8.0	<8.0	<8.0	<8.0	**402**	**5.0 J**	**1,140**	<8.0	--	<80	<80	<80	--	--
1.056	PSG-01-54-5 [4]	04/17/2019	Perimeter soil gas-01-54	<8.0	<8.0	<8.0	<8.0	<8.0	**97**	**6.0 J**	<8.0	<8.0	--	<80	<80	<80	--	--
1.056	PSG-01-54-15 [4]	04/17/2019	Perimeter soil gas-01-54	<8.0	<8.0	<8.0	<8.0	<8.0	**204**	<8.0	**18**	<8.0	--	<80	<80	<80	--	--
1.060	1.060-AA-062819	06/28/2019	Outdoor air	<0.099	<0.10	<0.10	<0.099	<0.099	<0.17	<0.14	<0.13	<0.13	--	--	--	--	--	--
1.060	1.060-01-062819	06/28/2019	Dining room air (2nd Floor)	<0.099	**0.12**	**0.31**	<0.099	<0.099	**21**	<0.14	<0.13	<0.13	--	--	--	--	--	--
1.060	1.060-11-062819	06/28/2019	Dining room air (2nd Floor) (Duplicate)	<0.099	**0.11**	**0.30**	<0.099	<0.099	**21**	<0.14	<0.13	<0.13	--	--	--	--	--	--
1.060	1.060-02-062819	06/28/2019	Bedroom (master) air (2nd Floor)	<0.099	**0.13**	**0.35**	<0.099	<0.099	**34**	<0.14	<0.13	<0.13	--	--	--	--	--	--

TABLE A-6

HISTORICAL RESIDENTIAL INDOOR AIR AND SOIL GAS SAMPLING RESULTS
Former Ford Aeronutronic Facility
Newport Beach, California

Building ID	Sample ID	Date [2]	Location Description	Volatile Organic Compounds [1] (µg/m³)									Leak Detection Compounds [1]					
				1,1-DCE	1,1-DCA	1,2-DCA	cis-1,2-DCE	trans-1,2-DCE	PCE	1,1,1-TCA	TCE	Vinyl Chloride	Helium (ppmv)	Heptane (µg/m³)	Hexane (µg/m³)	Pentane (µg/m³)	TFA (µg/m³)	DFA (µg/m³)
1.060	1.060-03-062819	06/28/2019	Bathroom (guest) air (2nd Floor)	<0.099	**0.13**	**0.34**	<0.099	<0.099	**20**	<0.14	<0.13	<0.13	--	--	--	--	--	--
1.060	PSG-01-48-5 [4]	04/17/2019	Perimeter soil gas-01-48	<8.0	<8.0	<8.0	<8.0	<8.0	**12**	<8.0	<8.0	<8.0	--	<80	<80	<80	--	--
1.060	PSG-01-49-5 [4]	04/17/2019	Perimeter soil gas-01-49	<8.0	<8.0	<8.0	<8.0	<8.0	<8.0	<8.0	**8.0**	<8.0	--	<80	<80	<80	--	--
1.060	PSG-01-49-15 [4]	04/17/2019	Perimeter soil gas-01-49	**52**	<8.0	<8.0	**43**	**4.0 J**	**112**	<8.0	**512**	<8.0	--	<80	<80	<80	--	--
1.060	PSG-01-50-5 [4]	04/17/2019	Perimeter soil gas-01-50	<8.0	<8.0	<8.0	<8.0	<8.0	<8.0	<8.0	<8.0	<8.0	--	<80	<80	<80	--	--
1.060	PSG-01-50-15 [4]	04/17/2019	Perimeter soil gas-01-50	<8.0	<8.0	<8.0	<8.0	<8.0	<8.0	<8.0	<8.0	<8.0	--	<80	<80	<80	--	--
1.060	PSG-01-51-5 [4]	04/17/2019	Perimeter soil gas-01-51	<8.0	**6.0 J**	<8.0	<8.0	<8.0	<8.0	<8.0	<8.0	<8.0	--	<80	<80	<80	--	--
1.060	PSG-01-51-15 [4]	04/17/2019	Perimeter soil gas-01-51	<8.0	**12**	<8.0	<8.0	<8.0	<8.0	<8.0	**6.0 J**	<8.0	--	<80	<80	<80	--	--
1.060	PSG-01-52-5 [4]	04/17/2019	Perimeter soil gas-01-52	<8.0	<8.0	<8.0	<8.0	<8.0	**100**	**5.0 J**	**16**	<8.0	--	<80	<80	<80	--	--
1.060	PSG-01-52-15 [4]	04/17/2019	Perimeter soil gas-01-52	**6.0 J**	<8.0	<8.0	<8.0	<8.0	**206**	<8.0	**146**	<8.0	--	<80	<80	<80	--	--
1.060	PSG-01-52-15 REP [4]	04/17/2019	Perimeter soil gas-01-52 (Replicate)	**5.0 J**	<8.0	<8.0	<8.0	<8.0	**173**	**6.0 J**	**124**	<8.0	--	<80	<80	<80	--	--
1.060	PSG-01-53-15 [4]	04/17/2019	Perimeter soil gas-01-53	**74**	<8.0	<8.0	<8.0	<8.0	**402**	**5.0 J**	**1,140**	<8.0	--	<80	<80	<80	--	--
1.060	PSG-01-54-5 [4]	04/17/2019	Perimeter soil gas-01-54	<8.0	<8.0	<8.0	<8.0	<8.0	**97**	**6.0 J**	<8.0	<8.0	--	<80	<80	<80	--	--
1.060	PSG-01-54-15 [4]	04/17/2019	Perimeter soil gas-01-54	<8.0	<8.0	<8.0	<8.0	<8.0	**204**	<8.0	**18**	<8.0	--	<80	<80	<80	--	--
1.060	1.060-AA-080219	08/02/2019	RESAMPLE Outdoor air	<0.099	<0.10	<0.10	<0.099	<0.099	**0.20**	<0.14	<0.13	<0.13	--	--	--	--	--	--
1.060	1.060-01-080219	08/02/2019	RESAMPLE Dining room air (2nd Floor)	<0.099	<0.10	**0.23**	<0.099	<0.099	**4.4**	<0.14	<0.13	<0.13	--	--	--	--	--	--
1.060	1.060-02-080219	08/02/2019	RESAMPLE Bedroom (master) air (2nd Floor)	<0.099	**0.10**	**0.25**	<0.099	<0.099	**6.9**	<0.14	<0.13	<0.13	--	--	--	--	--	--
1.060	1.060-03-080219	08/02/2019	RESAMPLE Bathroom (guest) air (2nd Floor)	<0.099	**0.11**	**0.26**	<0.099	<0.099	**4.8**	<0.14	<0.13	<0.13	--	--	--	--	--	--
1.060	PSG-01-48-5 [4]	07/09/2019	Perimeter soil gas-01-48	<8.0	<8.0	<8.0	<8.0	<8.0	<8.0	<8.0	<8.0	<8.0	--	<80	<80	<80	--	--
1.060	PSG-01-49-5 [4]	07/09/2019	Perimeter soil gas-01-49	<8.0	<8.0	<8.0	<8.0	<8.0	**7.0 J**	<8.0	<8.0	<8.0	--	<80	<80	<80	--	--
1.060	PSG-01-49-15 [4]	07/09/2019	Perimeter soil gas-01-49	**34**	<8.0	<8.0	**33**	<8.0	**52**	<8.0	**295**	<8.0	--	<80	<80	<80	--	--
1.060	PSG-01-50-5 [4]	07/09/2019	Perimeter soil gas-01-50	<8.0	<8.0	<8.0	<8.0	<8.0	<8.0	<8.0	<8.0	<8.0	--	<80	<80	<80	--	--
1.060	PSG-01-50-15 [4]	07/09/2019	Perimeter soil gas-01-50	<8.0	<8.0	<8.0	<8.0	<8.0	<8.0	<8.0	<8.0	<8.0	--	<80	<80	<80	--	--
1.060	PSG-01-51-5 [4]	07/09/2019	Perimeter soil gas-01-51	<8.0	<8.0	<8.0	<8.0	<8.0	<8.0	<8.0	<8.0	<8.0	--	<80	<80	<80	--	--
1.060	PSG-01-51-15 [4]	07/09/2019	Perimeter soil gas-01-51	<8.0	<8.0	<8.0	<8.0	<8.0	<8.0	<8.0	<8.0	<8.0	--	<80	<80	<80	--	--
1.060	PSG-01-52-5 [4]	07/09/2019	Perimeter soil gas-01-52	<8.0	<8.0	<8.0	<8.0	<8.0	**79**	<8.0	**18**	<8.0	--	<80	<80	<80	--	--
1.060	PSG-01-52-15 [4]	07/09/2019	Perimeter soil gas-01-52	<8.0	<8.0	<8.0	<8.0	<8.0	**130**	<8.0	**93**	<8.0	--	<80	<80	<80	--	--
1.060	PSG-01-53-15 [4]	07/09/2019	Perimeter soil gas-01-53	**49**	<8.0	<8.0	<8.0	<8.0	**323**	<8.0	**903**	<8.0	--	<80	<80	<80	--	--
1.060	PSG-01-53-15 REP [4]	07/09/2019	Perimeter soil gas-01-53 (Replicate)	**41**	<8.0	<8.0	<8.0	<8.0	**295**	<8.0	**825**	<8.0	--	<80	<80	<80	--	--
1.060	PSG-01-54-5 [4]	07/09/2019	Perimeter soil gas-01-54	<8.0	<8.0	<8.0	<8.0	<8.0	**93**	<8.0	<8.0	<8.0	--	<80	<80	<80	--	--
1.060	PSG-01-54-15 [4]	07/09/2019	Perimeter soil gas-01-54	<8.0	<8.0	<8.0	<8.0	<8.0	**197**	<8.0	**20**	<8.0	--	<80	<80	<80	--	--
1.060	1.060-AA-022620	02/26/2020	RESAMPLE Outdoor air	<0.099	<0.10	<0.10	<0.099	<0.099	<0.17	<0.14	<0.13	<0.13	--	--	--	--	--	--
1.060	1.060-01-022620	02/26/2020	RESAMPLE Dining room air (2nd Floor)	<0.099	<0.10	**0.30**	<0.099	<0.099	**9.9**	<0.14	<0.13	<0.13	--	--	--	--	--	--
1.060	1.060-02-022620	02/26/2020	RESAMPLE Bedroom (master) air (2nd Floor)	<0.099	<0.10	**0.30**	<0.099	<0.099	**14**	<0.14	<0.13	<0.13	--	--	--	--	--	--
1.060	1.060-03-022620	02/26/2020	RESAMPLE Bathroom (guest) air (2nd Floor)	<0.099	<0.10	**0.32**	<0.099	<0.099	**9.4**	<0.14	<0.13	<0.13	--	--	--	--	--	--
1.060	PSG-01-48-5 [4]	02/06/2020	Perimeter soil gas-01-48	<8.0	<8.0	<8.0	<8.0	<8.0	<8.0	<8.0	<8.0	<8.0	--	<80	<80	<80	--	--
1.060	PSG-01-48-5 REP [4]	02/06/2020	Perimeter soil gas-01-48 (Replicate)	<8.0	<8.0	<8.0	<8.0	<8.0	<8.0	<8.0	<8.0	<8.0	--	<80	<80	<80	--	--
1.060	PSG-01-49-5 [4]	02/04/2020	Perimeter soil gas-01-49	<8.0	<8.0	<8.0	<8.0	<8.0	**8.0 J**	<8.0	<8.0	<8.0	--	<80	<80	<80	--	--
1.060	PSG-01-49-15 [4]	02/04/2020	Perimeter soil gas-01-49	**54**	<8.0	<8.0	**41**	<8.0	**129**	<8.0	**605**	<8.0	--	<80	<80	<80	--	--
1.060	PSG-01-50-5 [4]	02/04/2020	Perimeter soil gas-01-50	<8.0	<8.0	<8.0	<8.0	<8.0	<8.0	<8.0	<8.0	<8.0	--	<80	<80	<80	--	--
1.060	PSG-01-50-15 [4]	02/04/2020	Perimeter soil gas-01-50	<8.0	<8.0	<8.0	<8.0	<8.0	<8.0	<8.0	<8.0	<8.0	--	<80	<80	<80	--	--
1.060	PSG-01-51-5 [4]	02/04/2020	Perimeter soil gas-01-51	<8.0	<8.0	<8.0	<8.0	<8.0	<8.0	<8.0	<8.0	<8.0	--	<80	<80	<80	--	--
1.060	PSG-01-51-5 REP [4]	02/04/2020	Perimeter soil gas-01-51 (Replicate)	<8.0	<8.0	<8.0	<8.0	<8.0	<8.0	<8.0	<8.0	<8.0	--	<80	<80	<80	--	--
1.060	PSG-01-51-15 [4]	02/04/2020	Perimeter soil gas-01-51	<8.0	**7.0 J**	<8.0	<8.0	<8.0	<8.0	<8.0	**6.0 J**	<8.0	--	<80	<80	<80	--	--
1.060	PSG-01-52-15 [4]	02/04/2020	Perimeter soil gas-01-52	<8.0	<8.0	<8.0	<8.0	<8.0	**170**	<8.0	**115**	<8.0	--	<80	<80	<80	--	--
1.060	PSG-01-53-15 [4]	02/04/2020	Perimeter soil gas-01-53	**50**	<8.0	<8.0	<8.0	<8.0	**346**	<8.0	**1,020**	<8.0	--	<80	<80	<80	--	--
1.060	PSG-01-54-5 [4]	02/04/2020	Perimeter soil gas-01-54	<8.0	<8.0	<8.0	<8.0	<8.0	**87**	<8.0	<8.0	<8.0	--	<80	<80	<80	--	--
1.060	PSG-01-54-15 [4]	02/04/2020	Perimeter soil gas-01-54	<8.0	<8.0	<8.0	<8.0	<8.0	**188**	<8.0	**24**	<8.0	--	<80	<80	<80	--	--
1.061	1.061-AA-052219	05/22/2019	Outdoor air	<0.099	<0.10	<0.10	<0.099	<0.099	<0.17	<0.14	<0.13	<0.13	--	--	--	--	--	--
1.061	1.061-01-052219	05/22/2019	Living room air (1st Floor)	<0.099	<0.10	**0.29**	<0.099	<0.099	<0.17	<0.14	<0.13	<0.13	--	--	--	--	--	--
1.061	1.061-11-052219	05/22/2019	Living room air (1st Floor) (Duplicate)	<0.099	<0.10	**0.26**	<0.099	<0.099	<0.17	<0.14	<0.13	<0.13	--	--	--	--	--	--
1.061	1.061-02-052219	05/22/2019	Bathroom air (1st Floor)	<0.099	<0.10	**0.21**	<0.099	<0.099	<0.17	<0.14	<0.13	<0.13	--	--	--	--	--	--
1.061	1.061-03-052219	05/22/2019	Bedroom (master) air (1st Floor)	<0.099	<0.10	**0.25**	<0.099	<0.099	<0.17	<0.14	<0.13	<0.13	--	--	--	--	--	--
1.061	PSG-01-39-5 [4]	04/18/2019	Perimeter soil gas-01-39	<8.0	<8.0	<8.0	<8.0	<8.0	**332**	<8.0	**149**	<8.0	--	<80	<80	<80	--	--
1.061	PSG-01-39-15 [4]	04/18/2019	Perimeter soil gas-01-39	**9.0**	<8.0	<8.0	<8.0	<8.0	**704**	<8.0	**534**	<8.0	--	<80	<80	<80	--	--
1.061	PSG-01-39-15 REP [4]	04/18/2019	Perimeter soil gas-01-39 (Replicate)	**7.0 J**	<8.0	<8.0	<8.0	<8.0	**692**	<8.0	**532**	<8.0	--	<80	<80	<80	--	--

TABLE A-6

HISTORICAL RESIDENTIAL INDOOR AIR AND SOIL GAS SAMPLING RESULTS
Former Ford Aeronutronic Facility
Newport Beach, California

Building ID	Sample ID	Date [2]	Location Description	Volatile Organic Compounds [1] (µg/m³)									Leak Detection Compounds [1]					
				1,1-DCE	1,1-DCA	1,2-DCA	cis-1,2-DCE	trans-1,2-DCE	PCE	1,1,1-TCA	TCE	Vinyl Chloride	Helium (ppmv)	Heptane (µg/m³)	Hexane (µg/m³)	Pentane (µg/m³)	TFA (µg/m³)	DFA (µg/m³)
1.061	PSG-01-40-5 [4]	04/18/2019	Perimeter soil gas-01-40	<8.0	<8.0	<8.0	<8.0	<8.0	**6.0 J**	<8.0	<8.0	<8.0	--	<80	<80	<80	--	--
1.061	PSG-01-42-5 [4]	04/22/2019	Perimeter soil gas-01-42	<8.0	<8.0	<8.0	<8.0	<8.0	<8.0	<8.0	<8.0	<8.0	--	<80	<80	<80	--	--
1.061	PSG-01-43-13.5 [4]	04/22/2019	Perimeter soil gas-01-43	**39 J**	<8.0	<8.0	**91**	<8.0	**52**	<8.0	**85**	<8.0	--	<80	<80	<80	--	--
1.061	PSG-01-44-15 [4]	04/22/2019	Perimeter soil gas-01-44	**154 J**	<8.0	<8.0	**125**	<8.0	**302**	<8.0	**886**	<8.0	--	<80	<80	<80	--	--
1.061	PSG-01-44-15 REP [4]	04/22/2019	Perimeter soil gas-01-44 (Replicate)	**134 J**	<8.0	<8.0	**101**	<8.0	**365**	<8.0	**737**	<8.0	--	<80	<80	<80	--	--
1.061	PSG-01-45-15 [4]	04/22/2019	Perimeter soil gas-01-45	**22 J**	<8.0	<8.0	**84**	**5.0 J**	**83**	<8.0	**168**	<8.0	--	<80	<80	<80	--	--
1.061	PSG-01-46-5 [4]	04/22/2019	Perimeter soil gas-01-46	<8.0	<8.0	<8.0	<8.0	<8.0	**14**	<8.0	<8.0	<8.0	--	<80	<80	<80	--	--
1.061	PSG-01-46-15 [4]	04/22/2019	Perimeter soil gas-01-46	**258 J**	<8.0	<8.0	**500**	**31**	**567**	<8.0	**1,650**	**46**	--	<80	<80	<80	--	--
1.061	PSG-01-47-5 [4]	04/17/2019	Perimeter soil gas-01-47	<8.0	<8.0	<8.0	<8.0	<8.0	**257**	<8.0	**55**	<8.0	--	<80	<80	<80	--	--
1.061	PSG-01-47-15 [4]	04/17/2019	Perimeter soil gas-01-47	**14**	<8.0	<8.0	<8.0	<8.0	**686 J**	<8.0	**845 J**	<8.0	--	<80	<80	<80	--	--
1.061	PSG-01-47-15 REP [4]	04/17/2019	Perimeter soil gas-01-47 (Replicate)	**12**	<8.0	<8.0	<8.0	<8.0	**496 J**	<8.0	**599 J**	<8.0	--	<80	<80	<80	--	--
1.062	1.062-AA-022620	02/26/2020	Outdoor air	<0.099	<0.10	<0.10	<0.099	<0.099	<0.17	<0.14	<0.13	<0.13	--	--	--	--	--	--
1.062	1.062-01-022620	02/26/2020	Dining room air (2nd Floor)	<0.099 UJ	<0.10 UJ	**0.35 J**	<0.099 UJ	<0.099 UJ	**0.21 J**	<0.14 UJ	<0.13 UJ	<0.13 UJ	--	--	--	--	--	--
1.062	1.062-11-022620	02/26/2020	Dining room air (2ndt Floor) (Duplicate)	<0.099	<0.10	**0.31**	<0.099	<0.099	**0.21**	<0.14	<0.13	<0.13	--	--	--	--	--	--
1.062	1.062-02-022620	02/26/2020	Bathroom (guest) air (2nd Floor)	<0.099	<0.10	**0.37**	<0.099	<0.099	**0.25**	<0.14	<0.13	<0.13	--	--	--	--	--	--
1.062	1.062-03-022620	02/26/2020	Bedroom (master) air (2nd Floor)	<0.099	<0.10	**0.35**	<0.099	<0.099	**0.24**	<0.14	<0.13	<0.13	--	--	--	--	--	--
1.062	PSG-01-39-5 [4]	02/11/2020	Perimeter soil gas-01-39	<8.0	<8.0	<8.0	<8.0	<8.0	**182**	<8.0	**47**	<8.0	--	<80	<80	<80	--	--
1.062	PSG-01-39-15 [4]	02/11/2020	Perimeter soil gas-01-39	**6.0 J**	<8.0	<8.0	<8.0	<8.0	**666**	<8.0	**478**	<8.0	--	<80	<80	<80	--	--
1.062	PSG-01-40-5 [4]	02/11/2020	Perimeter soil gas-01-40	<8.0	<8.0	<8.0	<8.0	<8.0	<8.0	<8.0	<8.0	<8.0 UJ	--	<80	<80	<80	--	--
1.062	PSG-01-41-5 [4]	02/11/2020	Perimeter soil gas-01-41	<8.0	<8.0	<8.0	<8.0	<8.0	<8.0	<8.0	<8.0	<8.0	--	<80	<80	<80	--	--
1.062	PSG-01-43-13.5 [4]	02/11/2020	Perimeter soil gas-01-43	**15**	<8.0	<8.0	**53**	<8.0	**30**	<8.0	**56**	<8.0	--	<80	<80	<80	--	--
1.062	PSG-01-44-5 [4]	02/11/2020	Perimeter soil gas-01-44	<8.0	<8.0	<8.0	<8.0	<8.0	<8.0	<8.0	<8.0	<8.0	--	<80	<80	<80	--	--
1.062	PSG-01-44-15 [4]	02/11/2020	Perimeter soil gas-01-44	**79**	<8.0	<8.0	**93**	<8.0	**244**	<8.0	**711**	<8.0	--	<80	<80	<80	--	--
1.062	PSG-01-45-15 [4]	02/11/2020	Perimeter soil gas-01-45	**20**	<8.0	<8.0	**86**	<8.0	**86**	<8.0	**189**	**6.0 J**	--	<80	<80	<80	--	--
1.062	PSG-01-46-5 [4]	02/11/2020	Perimeter soil gas-01-46	<8.0	<8.0	<8.0	<8.0	<8.0	**10**	<8.0	<8.0	<8.0	--	<80	<80	<80	--	--
1.062	PSG-01-46-15 [4]	02/11/2020	Perimeter soil gas-01-46	**97**	<8.0	<8.0	**409**	**22**	**463**	<8.0	**1,310**	**28**	--	<80	<80	<80	--	--
1.062	PSG-01-47-5 [4]	02/04/2020	Perimeter soil gas-01-47	<8.0	<8.0	<8.0	<8.0	<8.0	**162**	<8.0	**45**	<8.0	--	<80	<80	<80	--	--
1.062	PSG-01-47-15 [4]	02/04/2020	Perimeter soil gas-01-47	**10**	<8.0	<8.0	<8.0	<8.0	**520**	<8.0	**671**	<8.0	--	<80	<80	<80	--	--
1.062	PSG-01-47-15 REP [4]	02/04/2020	Perimeter soil gas-01-47 (Replicate)	**13**	<8.0	<8.0	<8.0	<8.0	**524**	<8.0	**709**	<8.0	--	<80	<80	<80	--	--
1.062	1.062-AA-081121	08/11/2021	RESAMPLE Outdoor air	<0.099	<0.10	<0.10	<0.099	<0.099	<0.17	<0.14	<0.13	<0.13	--	--	--	--	--	--
1.062	1.062-01-081121	08/11/2021	RESAMPLE Dining room air (2nd Floor)	<0.099	<0.10	<0.10	<0.099	<0.099	<0.17	<0.14	<0.13	<0.13	--	--	--	--	--	--
1.062	1.062-02-081121	08/11/2021	RESAMPLE Bathroom (guest) air (2nd Floor)	<0.099	<0.10	**0.18**	<0.099	<0.099	<0.17	<0.14	<0.13	<0.13	--	--	--	--	--	--
1.062	1.062-03-081121	08/11/2021	RESAMPLE Bedroom (master) air (2nd Floor)	<0.099	<0.10	**0.11**	<0.099	<0.099	<0.17	<0.14	<0.13	<0.13	--	--	--	--	--	--
1.062	PSG-01-39-5 [4]	09/22/2021	Perimeter soil gas-01-39 air	<8.0	<8.0	<8.0	<8.0	<8.0	**149**	<8.0	**17**	<8.0	--	<80	<80	<80	--	--
1.062	PSG-01-39-15 [4]	09/22/2021	Perimeter soil gas-01-39 air	**5.0 J**	<8.0	<8.0	<8.0	<8.0	**931**	<8.0	**696**	<8.0	--	<80	<80	<80	--	--
1.062	PSG-01-40-5 [4]	09/22/2021	Perimeter soil gas-01-40 air	<8.0	<8.0	<8.0	<8.0	<8.0	<8.0	<8.0	<8.0	<8.0	--	<80	<80	<80	--	--
1.062	PSG-01-43-13.5 [4]	09/22/2021	Perimeter soil gas-01-43 air	**8.0**	<8.0	<8.0	**33**	<8.0	**20**	<8.0	**44**	<8.0	--	<80	<80	<80	--	--
1.062	PSG-01-44-5 [4]	09/22/2021	Perimeter soil gas-01-44 air	<8.0	<8.0	<8.0	<8.0	<8.0	<8.0	<8.0	<8.0	<8.0	--	<80	<80	<80	--	--
1.062	PSG-01-44-15 [4]	09/22/2021	Perimeter soil gas-01-44 air	**69**	<8.0	<8.0	**60**	<8.0	**241**	<8.0	**790**	<8.0	--	<80	<80	<80	--	--
1.062	PSG-01-45-15 [4]	09/22/2021	Perimeter soil gas-01-45 air	**10**	<8.0	<8.0	**71**	<8.0	**93**	<8.0	**201**	<8.0	--	<80	<80	<80	--	--
1.062	PSG-01-46-5 [4]	09/23/2021	Perimeter soil gas-01-46 air	<8.0	<8.0	<8.0	<8.0	<8.0	**7.0 J**	<8.0	<8.0	<8.0 UJ	--	<80	<80	<80	--	--
1.062	PSG-01-46-15 [4]	09/23/2021	Perimeter soil gas-01-46 air	**126**	<8.0	<8.0	**320**	**15**	**460**	<8.0	**1,320**	**25 J-**	--	<80	<80	<80	--	--
1.062	PSG-01-47-5 [4]	09/23/2021	Perimeter soil gas-01-47 air	<8.0	<8.0	<8.0	<8.0	<8.0	**53**	<8.0	<8.0	<8.0 UJ	--	<80	<80	<80	--	--
1.062	PSG-01-47-15 [4]	09/23/2021	Perimeter soil gas-01-47 air	**5.0 J**	<8.0	<8.0	<8.0	<8.0	**481**	<8.0	**525**	<8.0 UJ	--	<80	<80	<80	--	--
1.063	1.063-AA-112520	11/25/2020	Outdoor air	<0.099 UJ	<0.10 UJ	<0.10 UJ	<0.099 UJ	<0.099 UJ	<0.17 UJ	<0.14 UJ	<0.13 UJ	<0.13 UJ	--	--	--	--	--	--
1.063	1.063-01-112520	11/25/2020	Living room air (1st Floor)	<0.099	<0.10	<0.10	<0.099	<0.099	<0.17	<0.14	<0.13	<0.13	--	--	--	--	--	--
1.063	1.063-02-112520	11/25/2020	Bathroom air (1st Floor)	<0.099	<0.10	<0.10	<0.099	<0.099	<0.17	<0.14	<0.13	<0.13	--	--	--	--	--	--
1.063	1.063-03-112520	11/25/2020	Bedroom air (2nd Floor)	<0.099	<0.10	<0.10	<0.099	<0.099	<0.17	<0.14	<0.13	<0.13	--	--	--	--	--	--
1.063	PSG-01-39-5 [4]	08/12/2020	Perimeter soil gas-01-39	<8.0	<8.0	<8.0	<8.0	<8.0	**200**	<8.0	**44**	<8.0	--	<80	<80	<80	--	--
1.063	PSG-01-39-15 [4]	08/12/2020	Perimeter soil gas-01-39	<8.0	<8.0	<8.0	<8.0	<8.0	**737**	<8.0	**556**	<8.0	--	<80	<80	<80	--	--
1.063	PSG-01-43-13.5 [4]	08/12/2020	Perimeter soil gas-01-43	**13**	<8.0	<8.0	**56**	<8.0	**25**	<8.0	**56**	<8.0	--	<80	<80	<80	--	--
1.063	PSG-01-44-5 [4]	08/12/2020	Perimeter soil gas-01-44	<8.0	<8.0	<8.0	<8.0	<8.0	<8.0	<8.0	<8.0	<8.0	--	<80	<80	<80	--	--
1.063	PSG-01-44-15 [4]	08/12/2020	Perimeter soil gas-01-44	**98**	<8.0	<8.0	**102**	<8.0	**258**	<8.0	**807**	<8.0	--	<80	<80	<80	--	--
1.063	PSG-01-44-15 REP [4]	08/12/2020	Perimeter soil gas-01-44 (Replicate)	**88**	<8.0	<8.0	**98**	<8.0	**232**	<8.0	**749**	<8.0	--	<80	<80	<80	--	--
1.063	PSG-01-45-15 [4]	08/12/2020	Perimeter soil gas-01-45	**17**	<8.0	<8.0	**109**	<8.0	**99**	<8.0	**221**	<8.0	--	<80	<80	<80	--	--
1.063	PSG-01-46-5 [4]	08/13/2020	Perimeter soil gas-01-46	<8.0	<8.0	<8.0	<8.0	<8.0	<8.0	<8.0	<8.0	<8.0	--	<80	<80	<80	--	--

TABLE A-6

HISTORICAL RESIDENTIAL INDOOR AIR AND SOIL GAS SAMPLING RESULTS
Former Ford Aeronutronic Facility
Newport Beach, California

Building ID	Sample ID	Date [2]	Location Description	Volatile Organic Compounds [1] (µg/m³)									Leak Detection Compounds [1]					
				1,1-DCE	1,1-DCA	1,2-DCA	cis-1,2-DCE	trans-1,2-DCE	PCE	1,1,1-TCA	TCE	Vinyl Chloride	Helium (ppmv)	Heptane (µg/m³)	Hexane (µg/m³)	Pentane (µg/m³)	TFA (µg/m³)	DFA (µg/m³)
1.063	PSG-01-46-15 [4]	08/13/2020	Perimeter soil gas-01-46	**238**	<8.0	<8.0	**639**	**23**	**610**	<8.0	**1,780**	**64**	--	<80	<80	<80	--	--
1.063	PSG-01-47-5 [4]	08/13/2020	Perimeter soil gas-01-47	<8.0	<8.0	<8.0	<8.0	<8.0	**119**	<8.0	**22**	<8.0	--	<80	<80	<80	--	--
1.063	PSG-01-47-15 [4]	08/13/2020	Perimeter soil gas-01-47	<8.0	<8.0	<8.0	<8.0	<8.0	**474**	<8.0	**571**	<8.0	--	<80	<80	<80	--	--
1.065	1.073-AA-051719 [6]	05/17/2019	Outdoor air	<0.099	<0.10	<0.10	<0.099	<0.099	<0.17	<0.14	<0.13	<0.13	--	--	--	--	--	--
1.065	1.065-01-051719	05/17/2019	Living room air (1st Floor)	<0.099	<0.10	**2.1**	<0.099	<0.099	<0.17	<0.14	<0.13	<0.13	--	--	--	--	--	--
1.065	1.065-11-051719	05/17/2019	Living room air (1st Floor) (Duplicate)	<0.099	<0.10	**2.3**	<0.099	<0.099	<0.17	<0.14	<0.13	<0.13	--	--	--	--	--	--
1.065	1.065-02-051719	05/17/2019	Bathroom air (1st Floor)	<0.099	<0.10	**2.2**	<0.099	<0.099	<0.17	<0.14	<0.13	<0.13	--	--	--	--	--	--
1.065	1.065-03-051719	05/17/2019	Bedroom air (1st Floor)	<0.099	<0.10	**2.3**	<0.099	<0.099	<0.17	<0.14	<0.13	<0.13	--	--	--	--	--	--
1.065	PSG-01-39-5 [4]	04/18/2019	Perimeter soil gas-01-39	<8.0	<8.0	<8.0	<8.0	<8.0	**332**	<8.0	**149**	<8.0	--	<80	<80	<80	--	--
1.065	PSG-01-39-15 [4]	04/18/2019	Perimeter soil gas-01-39	**9.0**	<8.0	<8.0	<8.0	<8.0	**704**	<8.0	**534**	<8.0	--	<80	<80	<80	--	--
1.065	PSG-01-39-15 REP [4]	04/18/2019	Perimeter soil gas-01-39 (Replicate)	**7.0 J**	<8.0	<8.0	<8.0	<8.0	**692**	<8.0	**532**	<8.0	--	<80	<80	<80	--	--
1.065	PSG-01-40-5 [4]	04/18/2019	Perimeter soil gas-01-40	<8.0	<8.0	<8.0	<8.0	<8.0	**6.0 J**	<8.0	<8.0	<8.0	--	<80	<80	<80	--	--
1.065	PSG-01-42-5 [4]	04/22/2019	Perimeter soil gas-01-42	<8.0	<8.0	<8.0	<8.0	<8.0	<8.0	<8.0	<8.0	<8.0	--	<80	<80	<80	--	--
1.065	PSG-01-43-13.5 [4]	04/22/2019	Perimeter soil gas-01-43	**39 J**	<8.0	<8.0	**91**	<8.0	**52**	<8.0	**85**	<8.0	--	<80	<80	<80	--	--
1.065	PSG-01-44-15 [4]	04/22/2019	Perimeter soil gas-01-44	**154 J**	<8.0	<8.0	**125**	<8.0	**302**	<8.0	**886**	<8.0	--	<80	<80	<80	--	--
1.065	PSG-01-44-15 REP [4]	04/22/2019	Perimeter soil gas-01-44 (Replicate)	**134 J**	<8.0	<8.0	**101**	<8.0	**365**	<8.0	**737**	<8.0	--	<80	<80	<80	--	--
1.065	PSG-01-45-15 [4]	04/22/2019	Perimeter soil gas-01-45	**22 J**	<8.0	<8.0	**84**	**5.0 J**	**83**	<8.0	**168**	<8.0	--	<80	<80	<80	--	--
1.065	PSG-01-46-5 [4]	04/22/2019	Perimeter soil gas-01-46	<8.0	<8.0	<8.0	<8.0	<8.0	**14**	<8.0	<8.0	<8.0	--	<80	<80	<80	--	--
1.065	PSG-01-46-15 [4]	04/22/2019	Perimeter soil gas-01-46	**258 J**	<8.0	<8.0	**500**	**31**	**567**	<8.0	**1,650**	**46**	--	<80	<80	<80	--	--
1.065	PSG-01-47-5 [4]	04/17/2019	Perimeter soil gas-01-47	<8.0	<8.0	<8.0	<8.0	<8.0	**257**	<8.0	**55**	<8.0	--	<80	<80	<80	--	--
1.065	PSG-01-47-15 [4]	04/17/2019	Perimeter soil gas-01-47	**14**	<8.0	<8.0	<8.0	<8.0	**686 J**	<8.0	**845 J**	<8.0	--	<80	<80	<80	--	--
1.065	PSG-01-47-15 REP [4]	04/17/2019	Perimeter soil gas-01-47 (Replicate)	**12**	<8.0	<8.0	<8.0	<8.0	**496 J**	<8.0	**599 J**	<8.0	--	<80	<80	<80	--	--
1.067	1.067-AA-061722	06/17/2022	Outdoor air	<0.099	<0.10	<0.10	<0.20	<0.099	<0.17	<0.14	<0.13	<0.13	--	--	--	--	--	--
1.067	1.067-01-061722	06/17/2022	Living room air (1st Floor)	<0.099	<0.10	**0.44**	<0.20	<0.099	<0.17	<0.14	<0.13	<0.13	--	--	--	--	--	--
1.067	1.067-02-061722	06/17/2022	Bathroom air (1st Floor)	<0.099	<0.10	**0.56**	<0.20	<0.099	<0.17	<0.14	<0.13	<0.13	--	--	--	--	--	--
1.067	1.067-03-061722	06/17/2022	Bedroom (master) air (1st Floor)	<0.099	<0.10	**0.50**	<0.20	<0.099	<0.17	<0.14	<0.13	<0.13	--	--	--	--	--	--
1.067	PSG-01-39-5 [4]	05/11/2022	Perimeter soil gas-01-39 air	<4.0	<4.0	<4.0	<4.0	<4.0	**114**	<4.0	**7.0**	<4.0	--	<40	<40	<40	--	--
1.067	PSG-01-39-15 [4]	05/11/2022	Perimeter soil gas-01-39 air	**6.0**	<4.0	<4.0	<4.0	<4.0	**763**	<4.0	**514**	<4.0	--	<40	<40	<40	--	--
1.067	PSG-01-40-5 [4]	05/11/2022	Perimeter soil gas-01-40 air	<4.0	<4.0	<4.0	<4.0	<4.0	<4.0	<4.0	<4.0	<4.0	--	<40	<40	<40	--	--
1.067	PSG-01-41-5 [4]	05/12/2022	Perimeter soil gas-01-41 air	<4.0	<4.0	<4.0	<4.0	<4.0	**7.0**	<4.0	**5.0**	<4.0	--	<40	<40	<40	--	--
1.067	PSG-01-43-13.5 [4]	05/12/2022	Perimeter soil gas-01-43 air	**15**	<4.0	<4.0	**53**	<4.0	**29**	<4.0	**61**	<4.0	--	<40	<40	<40	--	--
1.067	PSG-01-44-15 [4]	05/12/2022	Perimeter soil gas-01-44 air	**78 J**	<4.0	<4.0	**65 J**	<4.0	**247 J**	<4.0	**737 J+**	<4.0	--	<40	<40	<40	--	--
1.067	PSG-01-44-15 REP [4]	05/12/2022	Perimeter soil gas-01-44 air (Replicate)	**114 J**	<4.0	<4.0	**99 J**	<4.0	**366 J**	<4.0	**1,110 J+**	<4.0	--	<40	<40	<40	--	--
1.067	PSG-01-45-15 [4]	05/12/2022	Perimeter soil gas-01-45 air	**10**	<4.0	<4.0	**76**	<4.0	**90**	<4.0	**186**	<4.0	--	<40	<40	<40	--	--
1.067	PSG-01-46-5 [4]	05/12/2022	Perimeter soil gas-01-46 air	<4.0	<4.0	<4.0	<4.0	<4.0	**5.0**	<4.0	<4.0	<4.0	--	<40	<40	<40	--	--
1.067	PSG-01-46-15 [4]	05/12/2022	Perimeter soil gas-01-46 air	**161**	**4.0**	<4.0	**388**	**21**	**520**	<4.0	**1,410**	**31**	--	<40	<40	<40	--	--
1.067	PSG-01-47-5 [4]	05/12/2022	Perimeter soil gas-01-47 air	<4.0	<4.0	<4.0	<4.0	<4.0	**110**	<4.0	**11**	<4.0	--	<40	<40	<40	--	--
1.067	PSG-01-47-5 REP [4]	05/12/2022	Perimeter soil gas-01-47 air (Replicate)	<4.0	<4.0	<4.0	<4.0	<4.0	**104**	<4.0	**11**	<4.0	--	<40	<40	<40	--	--
1.067	PSG-01-47-15 [4]	05/12/2022	Perimeter soil gas-01-47 air	**9.0**	<4.0	<4.0	<4.0	<4.0	**589**	<4.0	**582**	<4.0	--	<40	<40	<40	--	--
1.067	1.067-AA-120722	12/07/2022	RESAMPLE Outdoor air	<0.099	<0.10	<0.10	<0.20	<0.099	<0.17	<0.14	<0.13	<0.13	--	--	--	--	--	--
1.067	1.067-01-120722	12/07/2022	RESAMPLE Living room air (1st Floor)	<0.099	<0.10	**0.55**	<0.20	<0.099	<0.17	<0.14	<0.13	<0.13	--	--	--	--	--	--
1.067	1.067-02-120722	12/07/2022	RESAMPLE Bathroom air (1st Floor)	<0.099	<0.10	**0.58**	<0.20	<0.099	<0.17	<0.14	**0.23**	<0.13	--	--	--	--	--	--
1.067	1.067-03-120722	12/07/2022	RESAMPLE Bedroom (master) air (1st Floor)	<0.099	<0.10	**0.57**	<0.20	<0.099	<0.17	<0.14	<0.13	<0.13	--	--	--	--	--	--
1.069	1.069-AA-021420	02/14/2020	Outdoor air	<0.099	<0.10	**0.11**	<0.099	<0.099	<0.17	<0.14	<0.13	<0.13	--	--	--	--	--	--
1.069	1.069-01-021420	02/14/2020	Living room air (1st Floor)	<0.099	<0.10	**0.24**	<0.099	<0.099	<0.17	<0.14	<0.13	<0.13	--	--	--	--	--	--
1.069	1.069-11-021420	02/14/2020	Living room air (1st Floor) (Duplicate)	<0.099	<0.10	**0.22**	<0.099	<0.099	<0.17	<0.14	<0.13	<0.13	--	--	--	--	--	--
1.069	1.069-02-021420	02/14/2020	Bathroom air (1st Floor)	<0.099	<0.10	**0.20**	<0.099	<0.099	<0.17	<0.14	<0.13	<0.13	--	--	--	--	--	--
1.069	1.069-03-021420	02/14/2020	Bedroom (master) air (2nd Floor)	<0.099	<0.10	**0.24**	<0.099	<0.099	<0.17	<0.14	<0.13	<0.13	--	--	--	--	--	--
1.069	PSG-01-39-5 [4]	02/11/2020	Perimeter soil gas-01-39	<8.0	<8.0	<8.0	<8.0	<8.0	**182**	<8.0	**47**	<8.0	--	<80	<80	<80	--	--
1.069	PSG-01-39-15 [4]	02/11/2020	Perimeter soil gas-01-39	**6.0 J**	<8.0	<8.0	<8.0	<8.0	**666**	<8.0	**478**	<8.0	--	<80	<80	<80	--	--
1.069	PSG-01-40-5 [4]	02/11/2020	Perimeter soil gas-01-40	<8.0	<8.0	<8.0	<8.0	<8.0	<8.0	<8.0	<8.0	<8.0 UJ	--	<80	<80	<80	--	--
1.069	PSG-01-41-5 [4]	02/11/2020	Perimeter soil gas-01-41	<8.0	<8.0	<8.0	<8.0	<8.0	<8.0	<8.0	<8.0	<8.0	--	<80	<80	<80	--	--
1.069	PSG-01-43-13.5 [4]	02/11/2020	Perimeter soil gas-01-43	**15**	<8.0	<8.0	**53**	<8.0	**30**	<8.0	**56**	<8.0	--	<80	<80	<80	--	--
1.069	PSG-01-44-5 [4]	02/11/2020	Perimeter soil gas-01-44	<8.0	<8.0	<8.0	<8.0	<8.0	<8.0	<8.0	<8.0	<8.0	--	<80	<80	<80	--	--
1.069	PSG-01-44-15 [4]	02/11/2020	Perimeter soil gas-01-44	**79**	<8.0	<8.0	**93**	<8.0	**244**	<8.0	**711**	<8.0	--	<80	<80	<80	--	--
1.069	PSG-01-45-15 [4]	02/11/2020	Perimeter soil gas-01-45	**20**	<8.0	<8.0	**86**	<8.0	**86**	<8.0	**189**	**6.0 J**	--	<80	<80	<80	--	--
1.069	PSG-01-46-5 [4]	02/11/2020	Perimeter soil gas-01-46	<8.0	<8.0	<8.0	<8.0	<8.0	**10**	<8.0	<8.0	<8.0	--	<80	<80	<80	--	--

TABLE A-6

HISTORICAL RESIDENTIAL INDOOR AIR AND SOIL GAS SAMPLING RESULTS
Former Ford Aeronutronic Facility
Newport Beach, California

Building ID	Sample ID	Date [2]	Location Description	Volatile Organic Compounds [1] (µg/m³)									Leak Detection Compounds [1]					
				1,1-DCE	1,1-DCA	1,2-DCA	cis-1,2-DCE	trans-1,2-DCE	PCE	1,1,1-TCA	TCE	Vinyl Chloride	Helium (ppmv)	Heptane (µg/m³)	Hexane (µg/m³)	Pentane (µg/m³)	TFA (µg/m³)	DFA (µg/m³)
1.069	PSG-01-46-15 [4]	02/11/2020	Perimeter soil gas-01-46	**97**	<8.0	<8.0	**409**	**22**	**463**	<8.0	**1,310**	**28**	--	<80	<80	<80	--	--
1.069	PSG-01-47-5 [4]	02/04/2020	Perimeter soil gas-01-47	<8.0	<8.0	<8.0	<8.0	<8.0	**162**	<8.0	**45**	<8.0	--	<80	<80	<80	--	--
1.069	PSG-01-47-15 [4]	02/04/2020	Perimeter soil gas-01-47	**10**	<8.0	<8.0	<8.0	<8.0	**520**	<8.0	**671**	<8.0	--	<80	<80	<80	--	--
1.069	PSG-01-47-15 REP [4]	02/04/2020	Perimeter soil gas-01-47 (Replicate)	**13**	<8.0	<8.0	<8.0	<8.0	**524**	<8.0	**709**	<8.0	--	<80	<80	<80	--	--
1.073	1.073-AA-051719	05/17/2019	Outdoor air	<0.099	<0.10	<0.10	<0.099	<0.099	<0.17	<0.14	<0.13	<0.13	--	--	--	--	--	--
1.073	1.073-01-051719	05/17/2019	Living room air (1st Floor)	<0.099	**0.25**	<0.10	<0.099	<0.099	<0.17	<0.14	<0.13	<0.13	--	--	--	--	--	--
1.073	1.073-11-051719	05/17/2019	Living room air (1st Floor) (Duplicate)	<0.099	**0.26**	<0.10	<0.099	<0.099	<0.17	<0.14	<0.13	<0.13	--	--	--	--	--	--
1.073	1.073-02-051719	05/17/2019	Bathroom air (1st Floor)	<0.099	**0.26**	<0.10	<0.099	<0.099	<0.17	<0.14	<0.13	<0.13	--	--	--	--	--	--
1.073	1.073-03-051719	05/17/2019	Bedroom air (1st Floor)	<0.099	**0.26**	<0.10	<0.099	<0.099	<0.17	<0.14	<0.13	<0.13	--	--	--	--	--	--
1.073	PSG-01-31-5 [4]	04/18/2019	Perimeter soil gas-01-31	<8.0	<8.0	<8.0	<8.0	<8.0	**6.0 J**	<8.0	<8.0	<8.0	--	<80	<80	<80	--	--
1.073	PSG-01-31-15 [4]	04/18/2019	Perimeter soil gas-01-31	<8.0	<8.0	<8.0	<8.0	<8.0	<8.0	<8.0	<8.0	<8.0	--	<80	<80	<80	--	--
1.073	PSG-01-32-5 [4]	04/18/2019	Perimeter soil gas-01-32	<8.0	<8.0	<8.0	<8.0	<8.0	**6.0 J**	<8.0	<8.0	<8.0	--	<80	<80	<80	--	--
1.073	PSG-01-34-5 [4]	04/18/2019	Perimeter soil gas-01-34	<8.0	<8.0	<8.0	<8.0	<8.0	**7.0 J**	<8.0	<8.0	<8.0	--	<80	<80	<80	--	--
1.073	PSG-01-34-5 REP [4]	04/18/2019	Perimeter soil gas-01-34 (Replicate)	<8.0	<8.0	<8.0	<8.0	<8.0	**5.0 J**	<8.0	<8.0	<8.0	--	<80	<80	<80	--	--
1.073	PSG-01-34-15 [4]	04/18/2019	Perimeter soil gas-01-34	<8.0	<8.0	<8.0	<8.0	<8.0	<8.0	<8.0	<8.0	<8.0	--	<80	<80	<80	--	--
1.073	PSG-01-35-5 [4]	04/18/2019	Perimeter soil gas-01-35	<8.0	<8.0	<8.0	<8.0	<8.0	**6.0 J**	<8.0	<8.0	<8.0	--	<80	<80	<80	--	--
1.073	PSG-01-35-15 [4]	04/18/2019	Perimeter soil gas-01-35	<8.0	<8.0	<8.0	<8.0	<8.0	**5.0 J**	<8.0	<8.0	<8.0	--	<80	<80	<80	--	--
1.073	PSG-01-36-5 [4]	04/18/2019	Perimeter soil gas-01-36	<8.0	<8.0	<8.0	<8.0	<8.0	**9.0**	<8.0	<8.0	<8.0	--	<80	<80	<80	--	--
1.073	PSG-01-36-15 [4]	04/18/2019	Perimeter soil gas-01-36	<8.0	<8.0	<8.0	<8.0	<8.0	**5.0 J**	<8.0	<8.0	<8.0	--	<80	<80	<80	--	--
1.073	PSG-01-37-5 [4]	04/18/2019	Perimeter soil gas-01-37	<8.0	<8.0	<8.0	<8.0	<8.0	**8.0**	<8.0	<8.0	<8.0	--	<80	<80	<80	--	--
1.073	PSG-01-37-15 [4]	04/18/2019	Perimeter soil gas-01-37	<8.0	<8.0	<8.0	<8.0	<8.0	**10**	<8.0	<8.0	<8.0	--	<80	<80	<80	--	--
1.073	PSG-01-38-5 [4]	04/18/2019	Perimeter soil gas-01-38	<8.0	<8.0	<8.0	<8.0	<8.0	<8.0	<8.0	<8.0	<8.0	--	<80	<80	<80	--	--
1.073	PSG-01-38-15 [4]	04/18/2019	Perimeter soil gas-01-38	<8.0	<8.0	<8.0	<8.0	<8.0	**11**	<8.0	<8.0	<8.0	--	<80	<80	<80	--	--
1.073	PSG-01-38-15 REP [4]	04/18/2019	Perimeter soil gas-01-38 (Replicate)	<8.0	<8.0	<8.0	<8.0	<8.0	**6.0 J**	<8.0	<8.0	<8.0	--	<80	<80	<80	--	--
1.073	1.073-AA-031122	03/11/2022	RESAMPLE Outdoor air	<0.099 UJ	<0.10 UJ	**0.12 J**	<0.20 UJ	<0.099 UJ	<0.17 UJ	<0.14 UJ	<0.13 UJ	<0.13 UJ	--	--	--	--	--	--
1.073	1.073-01-031122	03/11/2022	RESAMPLE Living room air (1st Floor)	<0.099	<0.10	**0.37**	<0.20	<0.099	**1.7 J**	<0.14	<0.13	<0.13	--	--	--	--	--	--
1.073	1.073-02-031122	03/11/2022	RESAMPLE Bathroom air (1st Floor)	<0.099	<0.10	**0.35**	<0.20	<0.099	**2.8**	<0.14	<0.13	<0.13	--	--	--	--	--	--
1.073	1.073-03-031122	03/11/2022	RESAMPLE Bedroom air (1st Floor)	<0.099	<0.10	**0.41**	<0.20	<0.099	**6.7**	<0.14	<0.13	<0.13	--	--	--	--	--	--
1.073	PSG-01-31-5 [4]	01/20/2022	Perimeter soil gas-01-31 air	<4.0	<4.0	<4.0	<4.0	<4.0	<4.0 UJ	<4.0	<4.0 UJ	<4.0	--	<40	<40	<40	--	--
1.073	PSG-01-32-5 [4]	01/20/2022	Perimeter soil gas-01-32 air	<4.0	<4.0	<4.0	<4.0	<4.0	<4.0 UJ	<4.0	<4.0 UJ	<4.0	--	<40	<40	<40	--	--
1.073	PSG-01-34-5 [4]	01/20/2022	Perimeter soil gas-01-34 air	<4.0	<4.0	<4.0	<4.0	<4.0	<4.0 UJ	<4.0	<4.0 UJ	<4.0	--	<40	<40	<40	--	--
1.073	PSG-01-34-15 [4]	01/20/2022	Perimeter soil gas-01-34 air	<4.0	<4.0	<4.0	<4.0	<4.0	<4.0 UJ	<4.0	<4.0 UJ	<4.0	--	<40	<40	<40	--	--
1.073	PSG-01-35-5 [4]	01/20/2022	Perimeter soil gas-01-35 air	<4.0	<4.0	<4.0	<4.0	<4.0	<4.0 UJ	<4.0	<4.0 UJ	<4.0	--	<40	<40	<40	--	--
1.073	PSG-01-35-15 [4]	01/20/2022	Perimeter soil gas-01-35 air	<4.0	<4.0	<4.0	<4.0	<4.0	<4.0 UJ	<4.0	<4.0 UJ	<4.0	--	<40	<40	<40	--	--
1.073	PSG-01-36-5 [4]	01/20/2022	Perimeter soil gas-01-36 air	<4.0	<4.0	<4.0	<4.0	<4.0	<4.0 UJ	<4.0	<4.0 UJ	<4.0	--	<40	<40	<40	--	--
1.073	PSG-01-36-15 [4]	01/20/2022	Perimeter soil gas-01-36 air	<4.0	<4.0	<4.0	<4.0	<4.0	<4.0 UJ	<4.0	<4.0 UJ	<4.0	--	<40	<40	<40	--	--
1.073	PSG-01-37-5 [4]	01/20/2022	Perimeter soil gas-01-37 air	<4.0	<4.0	<4.0	<4.0	<4.0	<4.0 UJ	<4.0	<4.0 UJ	<4.0	--	<40	<40	<40	--	--
1.073	PSG-01-38-5 [4]	01/21/2022	Perimeter soil gas-01-38 air	<4.0	<4.0	<4.0	<4.0	<4.0	<4.0	<4.0	<4.0	<4.0	--	<40	<40	<40	--	--
1.073	PSG-01-38-15 [4]	01/21/2022	Perimeter soil gas-01-38 air	<4.0	<4.0	<4.0	<4.0	<4.0	<4.0	<4.0	<4.0	<4.0	--	<40	<40	<40	--	--
1.073	PSG-01-38-15 REP [4]	01/21/2022	Perimeter soil gas-01-38 air (Replicate)	<4.0	<4.0	<4.0	<4.0	<4.0	<4.0	<4.0	<4.0	<4.0	--	<40	<40	<40	--	--
1.073	1.073-AA-092322	09/23/2022	Outdoor air	<0.099	<0.10	**0.12**	<0.20	<0.099	**0.21**	<0.14	<0.13	<0.13	--	--	--	--	--	--
1.073	1.073-01-092322	09/23/2022	Living room air (1st Floor)	<0.099	<0.10	**1.5**	<0.20	<0.099	**4.2**	<0.14	<0.13	<0.13	--	--	--	--	--	--
1.073	1.073-02-092322	09/23/2022	Bathroom air (1st Floor)	<0.099	<0.10	**0.58**	<0.20	<0.099	**4.5**	<0.14	<0.13	<0.13	--	--	--	--	--	--
1.073	1.073-03-092322	09/23/2022	Bedroom (master) air (1st Floor)	<0.099	<0.10	**0.42**	<0.20	<0.099	**57**	<0.14	<0.13	<0.13	--	--	--	--	--	--
1.073	PSG-01-32-5 [4]	09/14/2022	Perimeter soil gas-01-32 air	<100	<100	<20	<100	<100 UJ	<20	<100	<20	<10	--	--	--	--	--	<100
1.073	PSG-01-34-5 [4]	09/14/2022	Perimeter soil gas-01-34 air	<100	<100	<20	<100	<100 UJ	<20	<100	<20	<10	--	--	--	--	--	<100
1.073	PSG-01-34-15 [4]	09/14/2022	Perimeter soil gas-01-34 air	<100	<100	<20	<100	<100 UJ	<20	<100	<20	<10	--	--	--	--	--	<100
1.073	PSG-01-36-5 [4]	09/14/2022	Perimeter soil gas-01-36 air	<100	<100	<20	<100	<100 UJ	<20	<100	<20	<10	--	--	--	--	--	<100
1.073	PSG-01-36-15 [4]	09/14/2022	Perimeter soil gas-01-36 air	<100	<100	<20	<100	<100 UJ	<20	<100	<20	<10	--	--	--	--	--	<100
1.073	PSG-01-36-15 REP [4]	09/14/2022	Perimeter soil gas-01-36 air (Replicate)	<100	<100	<20	<100	<100 UJ	<20	<100	<20	<10	--	--	--	--	--	<100
1.073	PSG-01-38-5 [4]	09/14/2022	Perimeter soil gas-01-38 air	<100	<100	<20	<100	<100 UJ	<20	<100	<20	<10	--	--	--	--	--	<100
1.073	PSG-01-38-15 [4]	09/14/2022	Perimeter soil gas-01-38 air	<100	<100	<20	<100	<100 UJ	<20	<100	<20	<10	--	--	--	--	--	<100
1.074	1.074-AA-051719	05/17/2019	Outdoor air	<0.099	<0.10	<0.10	<0.099	<0.099	**0.18**	<0.14	<0.13	<0.13	--	--	--	--	--	--
1.074	1.074-01-051719	05/17/2019	Living room air (2nd Floor)	<0.099	<0.10	<0.10	<0.099	<0.099	<0.17	<0.14	<0.13	<0.13	--	--	--	--	--	--
1.074	1.074-11-051719	05/17/2019	Living room air (2nd Floor) (Duplicate)	<0.099	<0.10	<0.10	<0.099	<0.099	<0.17	<0.14	<0.13	<0.13	--	--	--	--	--	--
1.074	1.074-02-051719	05/17/2019	Bathroom (master) air (2nd Floor)	<0.099	<0.10	<0.10	<0.099	<0.099	<0.17	<0.14	<0.13	<0.13	--	--	--	--	--	--

TABLE A-6

HISTORICAL RESIDENTIAL INDOOR AIR AND SOIL GAS SAMPLING RESULTS
Former Ford Aeronutronic Facility
Newport Beach, California

Building ID	Sample ID	Date [2]	Location Description	Volatile Organic Compounds [1] (µg/m³)									Leak Detection Compounds [1]					
				1,1-DCE	1,1-DCA	1,2-DCA	cis-1,2-DCE	trans-1,2-DCE	PCE	1,1,1-TCA	TCE	Vinyl Chloride	Helium (ppmv)	Heptane (µg/m³)	Hexane (µg/m³)	Pentane (µg/m³)	TFA (µg/m³)	DFA (µg/m³)
1.074	1.074-03-051719	05/17/2019	Bedroom air (2nd Floor)	<0.099	<0.10	<0.10	<0.099	<0.099	<0.17	<0.14	<0.13	<0.13	--	--	--	--	--	--
1.074	PSG-01-31-5 [4]	04/18/2019	Perimeter soil gas-01-31	<8.0	<8.0	<8.0	<8.0	<8.0	**6.0 J**	<8.0	<8.0	<8.0	--	<80	<80	<80	--	--
1.074	PSG-01-31-15 [4]	04/18/2019	Perimeter soil gas-01-31	<8.0	<8.0	<8.0	<8.0	<8.0	<8.0	<8.0	<8.0	<8.0	--	<80	<80	<80	--	--
1.074	PSG-01-32-5 [4]	04/18/2019	Perimeter soil gas-01-32	<8.0	<8.0	<8.0	<8.0	<8.0	**6.0 J**	<8.0	<8.0	<8.0	--	<80	<80	<80	--	--
1.074	PSG-01-34-5 [4]	04/18/2019	Perimeter soil gas-01-34	<8.0	<8.0	<8.0	<8.0	<8.0	**7.0 J**	<8.0	<8.0	<8.0	--	<80	<80	<80	--	--
1.074	PSG-01-34-5 REP [4]	04/18/2019	Perimeter soil gas-01-34 (Replicate)	<8.0	<8.0	<8.0	<8.0	<8.0	**5.0 J**	<8.0	<8.0	<8.0	--	<80	<80	<80	--	--
1.074	PSG-01-34-15 [4]	04/18/2019	Perimeter soil gas-01-34	<8.0	<8.0	<8.0	<8.0	<8.0	<8.0	<8.0	<8.0	<8.0	--	<80	<80	<80	--	--
1.074	PSG-01-35-5 [4]	04/18/2019	Perimeter soil gas-01-35	<8.0	<8.0	<8.0	<8.0	<8.0	**6.0 J**	<8.0	<8.0	<8.0	--	<80	<80	<80	--	--
1.074	PSG-01-35-15 [4]	04/18/2019	Perimeter soil gas-01-35	<8.0	<8.0	<8.0	<8.0	<8.0	**5.0 J**	<8.0	<8.0	<8.0	--	<80	<80	<80	--	--
1.074	PSG-01-36-5 [4]	04/18/2019	Perimeter soil gas-01-36	<8.0	<8.0	<8.0	<8.0	<8.0	**9.0**	<8.0	<8.0	<8.0	--	<80	<80	<80	--	--
1.074	PSG-01-36-15 [4]	04/18/2019	Perimeter soil gas-01-36	<8.0	<8.0	<8.0	<8.0	<8.0	**5.0 J**	<8.0	<8.0	<8.0	--	<80	<80	<80	--	--
1.074	PSG-01-37-5 [4]	04/18/2019	Perimeter soil gas-01-37	<8.0	<8.0	<8.0	<8.0	<8.0	**8.0**	<8.0	<8.0	<8.0	--	<80	<80	<80	--	--
1.074	PSG-01-37-15 [4]	04/18/2019	Perimeter soil gas-01-37	<8.0	<8.0	<8.0	<8.0	<8.0	**10**	<8.0	<8.0	<8.0	--	<80	<80	<80	--	--
1.074	PSG-01-38-5 [4]	04/18/2019	Perimeter soil gas-01-38	<8.0	<8.0	<8.0	<8.0	<8.0	<8.0	<8.0	<8.0	<8.0	--	<80	<80	<80	--	--
1.074	PSG-01-38-15 [4]	04/18/2019	Perimeter soil gas-01-38	<8.0	<8.0	<8.0	<8.0	<8.0	**11**	<8.0	<8.0	<8.0	--	<80	<80	<80	--	--
1.074	PSG-01-38-15 REP [4]	04/18/2019	Perimeter soil gas-01-38 (Replicate)	<8.0	<8.0	<8.0	<8.0	<8.0	**6.0 J**	<8.0	<8.0	<8.0	--	<80	<80	<80	--	--
1.076	1.076-AA-031621	03/16/2021	Outdoor air	<0.099	<0.10	<0.10	<0.099	<0.099	<0.17	<0.14	<0.13	<0.13	--	--	--	--	--	--
1.076	1.076-01-031621	03/16/2021	Living room air (1st Floor)	<0.099	<0.10	**0.11**	<0.099	<0.099	<0.17	<0.14	<0.13	<0.13	--	--	--	--	--	--
1.076	1.076-02-031621	03/16/2021	Bathroom air (1st Floor)	<0.099	<0.10	<0.10	<0.099	<0.099	<0.17	<0.14	<0.13	<0.13	--	--	--	--	--	--
1.076	1.076-03-031621	03/16/2021	Bedroom air (2nd Floor)	<0.099	<0.10	**0.11**	<0.099	<0.099	<0.17	<0.14	<0.13	<0.13	--	--	--	--	--	--
1.076	1.076-04-031621	03/16/2021	Bathroom (master) air (2nd Floor)	<0.099	<0.10	**0.12**	<0.099	<0.099	<0.17	<0.14	<0.13	<0.13	--	--	--	--	--	--
1.076	PSG-01-31-5 [4]	01/22/2021	Perimeter soil gas-01-31	**3.0 J**	<8.0	<8.0	<8.0	<8.0	<8.0	<8.0	<8.0	<8.0	--	<80	<80	<80	--	--
1.076	PSG-01-32-5 [4]	01/22/2021	Perimeter soil gas-01-32	<8.0	<8.0	<8.0	<8.0	<8.0	<8.0	<8.0	<8.0	<8.0	--	<80	<80	<80	--	--
1.076	PSG-01-33-5 [4]	01/22/2021	Perimeter soil gas-01-33	<8.0	<8.0	<8.0	**3.0 J**	<8.0	<8.0	<8.0	<8.0	<8.0	--	<80	<80	<80	--	--
1.076	PSG-01-34-5 [4]	01/22/2021	Perimeter soil gas-01-34	<8.0	<8.0	<8.0	**3.0 J**	<8.0	<8.0	<8.0	<8.0	<8.0	--	<80	<80	<80	--	--
1.076	PSG-01-34-15 [4]	01/22/2021	Perimeter soil gas-01-34	<8.0	<8.0	<8.0	<8.0	<8.0	<8.0	<8.0	<8.0	<8.0	--	<80	<80	<80	--	--
1.076	PSG-01-35-5 [4]	01/22/2021	Perimeter soil gas-01-35	<8.0	<8.0	<8.0	<8.0	<8.0	<8.0	<8.0	<8.0	<8.0	--	<80	<80	<80	--	--
1.076	PSG-01-35-15 [4]	01/22/2021	Perimeter soil gas-01-35	**3.0 J**	<8.0	<8.0	<8.0	<8.0	<8.0	<8.0	<8.0	<8.0	--	<80	<80	<80	--	--
1.076	PSG-01-36-5 [4]	01/22/2021	Perimeter soil gas-01-36	<8.0	<8.0	<8.0	<8.0	<8.0	<8.0	<8.0	<8.0	<8.0	--	<80	<80	<80	--	--
1.076	PSG-01-36-15 [4]	01/22/2021	Perimeter soil gas-01-36	<8.0	<8.0	<8.0	<8.0	<8.0	<8.0	<8.0	<8.0	<8.0	--	<80	<80	<80	--	--
1.076	PSG-01-37-5 [4]	01/22/2021	Perimeter soil gas-01-37	<8.0	<8.0	<8.0	<8.0	<8.0	<8.0	<8.0	<8.0	<8.0	--	<80	<80	<80	--	--
1.076	PSG-01-38-5 [4]	01/22/2021	Perimeter soil gas-01-38	<8.0	<8.0	<8.0	<8.0	<8.0	<8.0	<8.0	<8.0	<8.0	--	<80	<80	<80	--	--
1.076	PSG-01-38-15 [4]	01/22/2021	Perimeter soil gas-01-38	<8.0	<8.0	<8.0	<8.0	<8.0	<8.0	<8.0	<8.0	<8.0	--	<80	<80	<80	--	--
1.078	1.078-AA-052219	05/22/2019	Outdoor air	<0.099	<0.10	<0.10	<0.099	<0.099	<0.17	<0.14	<0.13	<0.13	--	--	--	--	--	--
1.078	1.078-01-052219	05/22/2019	Living room air (2nd Floor)	<0.099	<0.10	**1.2**	<0.099	<0.099	<0.17	<0.14	<0.13	<0.13	--	--	--	--	--	--
1.078	1.078-02-052219	05/22/2019	Bathroom air (2nd Floor)	<0.099	<0.10	**0.61**	<0.099	<0.099	<0.17	<0.14	<0.13	<0.13	--	--	--	--	--	--
1.078	1.078-03-052219	05/22/2019	Bedroom air (2nd Floor)	<0.099	<0.10	**0.80**	<0.099	<0.099	<0.17	<0.14	<0.13	<0.13	--	--	--	--	--	--
1.078	1.078-04-052219	05/22/2019	Loft air (2nd Floor)	<0.099	<0.10	**1.2**	<0.099	<0.099	<0.17	<0.14	<0.13	<0.13	--	--	--	--	--	--
1.078	PSG-01-31-5 [4]	04/18/2019	Perimeter soil gas-01-31	<8.0	<8.0	<8.0	<8.0	<8.0	**6.0 J**	<8.0	<8.0	<8.0	--	<80	<80	<80	--	--
1.078	PSG-01-31-15 [4]	04/18/2019	Perimeter soil gas-01-31	<8.0	<8.0	<8.0	<8.0	<8.0	<8.0	<8.0	<8.0	<8.0	--	<80	<80	<80	--	--
1.078	PSG-01-32-5 [4]	04/18/2019	Perimeter soil gas-01-32	<8.0	<8.0	<8.0	<8.0	<8.0	**6.0 J**	<8.0	<8.0	<8.0	--	<80	<80	<80	--	--
1.078	PSG-01-34-5 [4]	04/18/2019	Perimeter soil gas-01-34	<8.0	<8.0	<8.0	<8.0	<8.0	**7.0 J**	<8.0	<8.0	<8.0	--	<80	<80	<80	--	--
1.078	PSG-01-34-5 REP [4]	04/18/2019	Perimeter soil gas-01-34 (Replicate)	<8.0	<8.0	<8.0	<8.0	<8.0	**5.0 J**	<8.0	<8.0	<8.0	--	<80	<80	<80	--	--
1.078	PSG-01-34-15 [4]	04/18/2019	Perimeter soil gas-01-34	<8.0	<8.0	<8.0	<8.0	<8.0	<8.0	<8.0	<8.0	<8.0	--	<80	<80	<80	--	--
1.078	PSG-01-35-5 [4]	04/18/2019	Perimeter soil gas-01-35	<8.0	<8.0	<8.0	<8.0	<8.0	**6.0 J**	<8.0	<8.0	<8.0	--	<80	<80	<80	--	--
1.078	PSG-01-35-15 [4]	04/18/2019	Perimeter soil gas-01-35	<8.0	<8.0	<8.0	<8.0	<8.0	**5.0 J**	<8.0	<8.0	<8.0	--	<80	<80	<80	--	--
1.078	PSG-01-36-5 [4]	04/18/2019	Perimeter soil gas-01-36	<8.0	<8.0	<8.0	<8.0	<8.0	**9.0**	<8.0	<8.0	<8.0	--	<80	<80	<80	--	--
1.078	PSG-01-36-15 [4]	04/18/2019	Perimeter soil gas-01-36	<8.0	<8.0	<8.0	<8.0	<8.0	**5.0 J**	<8.0	<8.0	<8.0	--	<80	<80	<80	--	--
1.078	PSG-01-37-5 [4]	04/18/2019	Perimeter soil gas-01-37	<8.0	<8.0	<8.0	<8.0	<8.0	**8.0**	<8.0	<8.0	<8.0	--	<80	<80	<80	--	--
1.078	PSG-01-37-15 [4]	04/18/2019	Perimeter soil gas-01-37	<8.0	<8.0	<8.0	<8.0	<8.0	**10**	<8.0	<8.0	<8.0	--	<80	<80	<80	--	--
1.078	PSG-01-38-5 [4]	04/18/2019	Perimeter soil gas-01-38	<8.0	<8.0	<8.0	<8.0	<8.0	<8.0	<8.0	<8.0	<8.0	--	<80	<80	<80	--	--
1.078	PSG-01-38-15 [4]	04/18/2019	Perimeter soil gas-01-38	<8.0	<8.0	<8.0	<8.0	<8.0	**11**	<8.0	<8.0	<8.0	--	<80	<80	<80	--	--
1.078	PSG-01-38-15 REP [4]	04/18/2019	Perimeter soil gas-01-38 (Replicate)	<8.0	<8.0	<8.0	<8.0	<8.0	**6.0 J**	<8.0	<8.0	<8.0	--	<80	<80	<80	--	--
1.078	1.078-AA-012420	01/24/2020	RESAMPLE Outdoor air	<0.099	<0.10	**0.11**	<0.099	<0.099	<0.17	<0.14	<0.13	<0.13	--	--	--	--	--	--
1.078	1.078-01-012420	01/24/2020	RESAMPLE Living room air (2nd Floor)	<0.099	<0.10	**1.9**	<0.099	<0.099	**2.1**	<0.14	<0.13	<0.13	--	--	--	--	--	--
1.078	1.078-02-012420	01/24/2020	RESAMPLE Bathroom air (2nd Floor)	<0.099	<0.10	**1.1**	<0.099	<0.099	**1.2**	<0.14	<0.13	<0.13	--	--	--	--	--	--

TABLE A-6

HISTORICAL RESIDENTIAL INDOOR AIR AND SOIL GAS SAMPLING RESULTS
Former Ford Aeronutronic Facility
Newport Beach, California

Building ID	Sample ID	Date [2]	Location Description	Volatile Organic Compounds [1] (µg/m³)									Leak Detection Compounds [1]					
				1,1-DCE	1,1-DCA	1,2-DCA	cis-1,2-DCE	trans-1,2-DCE	PCE	1,1,1-TCA	TCE	Vinyl Chloride	Helium (ppmv)	Heptane (µg/m³)	Hexane (µg/m³)	Pentane (µg/m³)	TFA (µg/m³)	DFA (µg/m³)
1.078	1.078-03-012420	01/24/2020	RESAMPLE Bedroom air (2nd Floor)	<0.099	<0.10	**1.1**	<0.099	<0.099	**1.5**	<0.14	<0.13	<0.13	--	--	--	--	--	--
1.078	1.078-04-012420	01/24/2020	RESAMPLE Loft air (2nd Floor)	<0.099	<0.10	**1.9**	<0.099	<0.099	**2.5**	<0.14	<0.13	<0.13	--	--	--	--	--	--
1.078	PSG-01-31-5 [4]	07/11/2019	Perimeter soil gas-01-31	<8.0	<8.0	<8.0	<8.0	<8.0	<8.0	<8.0	<8.0	<8.0	--	<80	<80	<80	--	--
1.078	PSG-01-31-15 [4]	07/11/2019	Perimeter soil gas-01-31	<8.0	<8.0	<8.0	<8.0	<8.0	<8.0	<8.0	<8.0	<8.0	--	<80	<80	<80	--	--
1.078	PSG-01-32-5 [4]	07/11/2019	Perimeter soil gas-01-32	<8.0	<8.0	<8.0	<8.0	<8.0	<8.0	<8.0	<8.0	<8.0	--	<80	<80	<80	--	--
1.078	PSG-01-34-15 [4]	07/11/2019	Perimeter soil gas-01-34	<8.0	<8.0	<8.0	<8.0	<8.0	<8.0	<8.0	<8.0	<8.0	--	<80	<80	<80	--	--
1.078	PSG-01-35-5 [4]	07/10/2019	Perimeter soil gas-01-35	<8.0 UJ	<8.0	<8.0	<8.0	<8.0	<8.0	<8.0	<8.0	<8.0	--	<80	<80	<80	--	--
1.078	PSG-01-35-15 [4]	07/10/2019	Perimeter soil gas-01-35	**8.0**	<8.0	<8.0	<8.0	<8.0	<8.0	<8.0	<8.0	<8.0	--	<80	<80	<80	--	--
1.078	PSG-01-36-5 [4]	07/11/2019	Perimeter soil gas-01-36	<8.0	<8.0	<8.0	<8.0	<8.0	<8.0	<8.0	<8.0	<8.0	--	<80	<80	<80	--	--
1.078	PSG-01-36-15 [4]	07/11/2019	Perimeter soil gas-01-36	<8.0	<8.0	<8.0	<8.0	<8.0	<8.0	<8.0	<8.0	<8.0	--	<80	<80	<80	--	--
1.078	PSG-01-37-5 [4]	07/10/2019	Perimeter soil gas-01-37	<8.0	<8.0	<8.0	<8.0	<8.0	<8.0	<8.0 UJ	<8.0	<8.0	--	<80	<80	<80	--	--
1.078	PSG-01-37-5 REP [4]	07/10/2019	Perimeter soil gas-01-37 (Replicate)	<8.0	<8.0	<8.0	<8.0	<8.0	<8.0	<8.0 UJ	<8.0	<8.0	--	<80	<80	<80	--	--
1.078	PSG-01-38-5 [4]	07/10/2019	Perimeter soil gas-01-38	<8.0	<8.0	<8.0	<8.0	<8.0	<8.0	<8.0 UJ	<8.0	<8.0	--	<80	<80	<80	--	--
1.078	PSG-01-38-15 [4]	07/10/2019	Perimeter soil gas-01-38	<8.0	<8.0	<8.0	<8.0	<8.0	<8.0	<8.0 UJ	<8.0	<8.0	--	<80	<80	<80	--	--
1.079	1.079-AA-081721	08/17/2021	Outdoor air	<0.099	<0.10	<0.10	<0.099	<0.099	<0.17	<0.14	<0.13	<0.13	--	--	--	--	--	--
1.079	1.079-01-081721	08/17/2021	Living room air (1st Floor)	<0.19	<0.19	<0.19	<0.19	<0.19	<0.32	<0.26	<0.26	<0.24	--	--	--	--	--	--
1.079	1.079-02-081721	08/17/2021	Bathroom air (1st Floor)	<0.099	<0.10	<0.10	<0.099	<0.099	<0.17	<0.14	<0.13	<0.13	--	--	--	--	--	--
1.079	1.079-03-081721	08/17/2021	Bedroom (master) air (1st Floor)	<0.099	<0.10	<0.10	<0.099	<0.099	<0.17	<0.14	<0.13	<0.13	--	--	--	--	--	--
1.079	PSG-01-31-5 [4]	09/22/2021	Perimeter soil gas-01-31 air	<8.0	<8.0	<8.0	<8.0	<8.0	<8.0	<8.0	<8.0 UJ	<8.0 UJ	--	<80	<80	<80	--	--
1.079	PSG-01-32-5 [4]	09/22/2021	Perimeter soil gas-01-32 air	<8.0	<8.0	<8.0	<8.0	<8.0	<8.0	<8.0	<8.0 UJ	<8.0 UJ	--	<80	<80	<80	--	--
1.079	PSG-01-33-5 [4]	09/22/2021	Perimeter soil gas-01-33 air	<8.0	<8.0	<8.0	<8.0	<8.0	<8.0	<8.0	<8.0 UJ	<8.0 UJ	--	<80	<80	<80	--	--
1.079	PSG-01-34-5 [4]	09/22/2021	Perimeter soil gas-01-34 air	<8.0	<8.0	<8.0	<8.0	<8.0	<8.0	<8.0	<8.0 UJ	<8.0 UJ	--	<80	<80	<80	--	--
1.079	PSG-01-34-15 [4]	09/22/2021	Perimeter soil gas-01-34 air	<8.0	<8.0	<8.0	<8.0	<8.0	<8.0	<8.0	<8.0 UJ	<8.0 UJ	--	<80	<80	<80	--	--
1.079	PSG-01-35-5 [4]	09/23/2021	Perimeter soil gas-01-35 air	<8.0	<8.0	<8.0	<8.0	<8.0	<8.0	<8.0	<8.0	<8.0 UJ	--	<80	<80	<80	--	--
1.079	PSG-01-35-15 [4]	09/23/2021	Perimeter soil gas-01-35 air	<8.0	<8.0	<8.0	<8.0	<8.0	<8.0	<8.0	<8.0	<8.0 UJ	--	<80	<80	<80	--	--
1.079	PSG-01-36-5 [4]	09/23/2021	Perimeter soil gas-01-36 air	<8.0	<8.0	<8.0	<8.0	<8.0	<8.0	<8.0	<8.0	<8.0 UJ	--	<80	<80	<80	--	--
1.079	PSG-01-36-15 [4]	09/23/2021	Perimeter soil gas-01-36 air	<8.0	<8.0	<8.0	<8.0	<8.0	<8.0	<8.0	<8.0	<8.0 UJ	--	<80	<80	<80	--	--
1.079	PSG-01-37-5 [4]	09/22/2021	Perimeter soil gas-01-37 air	<8.0	<8.0	<8.0	<8.0	<8.0	<8.0	<8.0	<8.0	<8.0	--	<80	<80	<80	--	--
1.079	PSG-01-38-5 [4]	09/22/2021	Perimeter soil gas-01-38 air	<8.0	<8.0	<8.0	<8.0	<8.0	<8.0	<8.0	<8.0	<8.0	--	<80	<80	<80	--	--
1.079	PSG-01-38-15 [4]	09/22/2021	Perimeter soil gas-01-38 air	<8.0	<8.0	<8.0	<8.0	<8.0	<8.0	<8.0	<8.0	<8.0	--	<80	<80	<80	--	--
1.080	1.080-AA-081321	08/13/2021	Outdoor air	<0.099	<0.10	<0.10	<0.099	<0.099	<0.17	<0.14	<0.13	<0.13	--	--	--	--	--	--
1.080	1.080-01-081321	08/13/2021	Living room air (2nd Floor)	<0.099	<0.10	**0.11**	<0.099	<0.099	<0.17	<0.14	<0.13	<0.13	--	--	--	--	--	--
1.080	1.080-11-081321	08/13/2021	Living room air (2nd Floor) (Replicate)	<0.099	<0.10	<0.10	<0.099	<0.099	<0.17	<0.14	<0.13	<0.13	--	--	--	--	--	--
1.080	1.080-02-081321	08/13/2021	Bathroom air (2nd Floor)	<0.099	<0.10	**0.11**	<0.099	<0.099	<0.17	<0.14	<0.13	<0.13	--	--	--	--	--	--
1.080	1.080-03-081321	08/13/2021	Bedroom (master) air (2nd Floor)	<0.099	<0.10	**0.10**	<0.099	<0.099	<0.17	<0.14	<0.13	<0.13	--	--	--	--	--	--
1.080	PSG-01-31-5 [4]	09/22/2021	Perimeter soil gas-01-31 air	<8.0	<8.0	<8.0	<8.0	<8.0	<8.0	<8.0	<8.0 UJ	<8.0 UJ	--	<80	<80	<80	--	--
1.080	PSG-01-32-5 [4]	09/22/2021	Perimeter soil gas-01-32 air	<8.0	<8.0	<8.0	<8.0	<8.0	<8.0	<8.0	<8.0 UJ	<8.0 UJ	--	<80	<80	<80	--	--
1.080	PSG-01-33-5 [4]	09/22/2021	Perimeter soil gas-01-33 air	<8.0	<8.0	<8.0	<8.0	<8.0	<8.0	<8.0	<8.0 UJ	<8.0 UJ	--	<80	<80	<80	--	--
1.080	PSG-01-34-5 [4]	09/22/2021	Perimeter soil gas-01-34 air	<8.0	<8.0	<8.0	<8.0	<8.0	<8.0	<8.0	<8.0 UJ	<8.0 UJ	--	<80	<80	<80	--	--
1.080	PSG-01-34-15 [4]	09/22/2021	Perimeter soil gas-01-34 air	<8.0	<8.0	<8.0	<8.0	<8.0	<8.0	<8.0	<8.0 UJ	<8.0 UJ	--	<80	<80	<80	--	--
1.080	PSG-01-35-5 [4]	09/23/2021	Perimeter soil gas-01-35 air	<8.0	<8.0	<8.0	<8.0	<8.0	<8.0	<8.0	<8.0	<8.0 UJ	--	<80	<80	<80	--	--
1.080	PSG-01-35-15 [4]	09/23/2021	Perimeter soil gas-01-35 air	<8.0	<8.0	<8.0	<8.0	<8.0	<8.0	<8.0	<8.0	<8.0 UJ	--	<80	<80	<80	--	--
1.080	PSG-01-36-5 [4]	09/23/2021	Perimeter soil gas-01-36 air	<8.0	<8.0	<8.0	<8.0	<8.0	<8.0	<8.0	<8.0	<8.0 UJ	--	<80	<80	<80	--	--
1.080	PSG-01-36-15 [4]	09/23/2021	Perimeter soil gas-01-36 air	<8.0	<8.0	<8.0	<8.0	<8.0	<8.0	<8.0	<8.0	<8.0 UJ	--	<80	<80	<80	--	--
1.080	PSG-01-37-5 [4]	09/22/2021	Perimeter soil gas-01-37 air	<8.0	<8.0	<8.0	<8.0	<8.0	<8.0	<8.0	<8.0	<8.0	--	<80	<80	<80	--	--
1.080	PSG-01-38-5 [4]	09/22/2021	Perimeter soil gas-01-38 air	<8.0	<8.0	<8.0	<8.0	<8.0	<8.0	<8.0	<8.0	<8.0	--	<80	<80	<80	--	--
1.080	PSG-01-38-15 [4]	09/22/2021	Perimeter soil gas-01-38 air	<8.0	<8.0	<8.0	<8.0	<8.0	<8.0	<8.0	<8.0	<8.0	--	<80	<80	<80	--	--
1.080	1.080-AA-020222 [7]	02/02/2022	RESAMPLE Outdoor air	<0.25	<0.25	<0.25	<0.25	<0.25	<0.43	<0.34	<0.34	<0.32	--	--	--	--	--	--
1.080	1.080-01-020222	02/02/2022	RESAMPLE Living room air (2nd Floor)	<0.099	<0.10	<0.10	<0.099	<0.099	<0.17	<0.14	<0.13	<0.13	--	--	--	--	--	--
1.080	1.080-02-020222	02/02/2022	RESAMPLE Bathroom air (2nd Floor)	<0.099	<0.10	<0.10	<0.099	<0.099	<0.17	<0.14	<0.13	<0.13	--	--	--	--	--	--
1.080	1.080-03-020222	02/02/2022	RESAMPLE Bedroom (master) air (2nd Floor)	<0.099	<0.10	<0.10	<0.099	<0.099	<0.17	<0.14	<0.13	<0.13	--	--	--	--	--	--
1.080	PSG-01-31-5 [4]	01/20/2022	Perimeter soil gas-01-31 air	<4.0	<4.0	<4.0	<4.0	<4.0	<4.0 UJ	<4.0	<4.0 UJ	<4.0	--	<40	<40	<40	--	--
1.080	PSG-01-32-5 [4]	01/20/2022	Perimeter soil gas-01-32 air	<4.0	<4.0	<4.0	<4.0	<4.0	<4.0 UJ	<4.0	<4.0 UJ	<4.0	--	<40	<40	<40	--	--
1.080	PSG-01-34-5 [4]	01/20/2022	Perimeter soil gas-01-34 air	<4.0	<4.0	<4.0	<4.0	<4.0	<4.0 UJ	<4.0	<4.0 UJ	<4.0	--	<40	<40	<40	--	--
1.080	PSG-01-34-15 [4]	01/20/2022	Perimeter soil gas-01-34 air	<4.0	<4.0	<4.0	<4.0	<4.0	<4.0 UJ	<4.0	<4.0 UJ	<4.0	--	<40	<40	<40	--	--
1.080	PSG-01-35-5 [4]	01/20/2022	Perimeter soil gas-01-35 air	<4.0	<4.0	<4.0	<4.0	<4.0	<4.0 UJ	<4.0	<4.0 UJ	<4.0	--	<40	<40	<40	--	--

TABLE A-6

HISTORICAL RESIDENTIAL INDOOR AIR AND SOIL GAS SAMPLING RESULTS
Former Ford Aeronutronic Facility
Newport Beach, California

Building ID	Sample ID	Date [2]	Location Description	Volatile Organic Compounds [1] (µg/m³)									Leak Detection Compounds [1]					
				1,1-DCE	1,1-DCA	1,2-DCA	cis-1,2-DCE	trans-1,2-DCE	PCE	1,1,1-TCA	TCE	Vinyl Chloride	Helium (ppmv)	Heptane (µg/m³)	Hexane (µg/m³)	Pentane (µg/m³)	TFA (µg/m³)	DFA (µg/m³)
1.080	PSG-01-35-15 [4]	01/20/2022	Perimeter soil gas-01-35 air	<4.0	<4.0	<4.0	<4.0	<4.0	<4.0 UJ	<4.0	<4.0 UJ	<4.0	--	<40	<40	<40	--	--
1.080	PSG-01-36-5 [4]	01/20/2022	Perimeter soil gas-01-36 air	<4.0	<4.0	<4.0	<4.0	<4.0	<4.0 UJ	<4.0	<4.0 UJ	<4.0	--	<40	<40	<40	--	--
1.080	PSG-01-36-15 [4]	01/20/2022	Perimeter soil gas-01-36 air	<4.0	<4.0	<4.0	<4.0	<4.0	<4.0 UJ	<4.0	<4.0 UJ	<4.0	--	<40	<40	<40	--	--
1.080	PSG-01-37-5 [4]	01/20/2022	Perimeter soil gas-01-37 air	<4.0	<4.0	<4.0	<4.0	<4.0	<4.0 UJ	<4.0	<4.0 UJ	<4.0	--	<40	<40	<40	--	--
1.080	PSG-01-38-5 [4]	01/21/2022	Perimeter soil gas-01-38 air	<4.0	<4.0	<4.0	<4.0	<4.0	<4.0	<4.0	<4.0	<4.0	--	<40	<40	<40	--	--
1.080	PSG-01-38-15 [4]	01/21/2022	Perimeter soil gas-01-38 air	<4.0	<4.0	<4.0	<4.0	<4.0	<4.0	<4.0	<4.0	<4.0	--	<40	<40	<40	--	--
1.080	PSG-01-38-15 REP [4]	01/21/2022	Perimeter soil gas-01-38 air (Replicate)	<4.0	<4.0	<4.0	<4.0	<4.0	<4.0	<4.0	<4.0	<4.0	--	<40	<40	<40	--	--
1.081	1.081-AA-021420	02/14/2020	Outdoor air	<0.099	<0.10	<0.10	<0.099	<0.099	<0.17	<0.14	<0.13	<0.13	--	--	--	--	--	--
1.081	1.081-01-021420	02/14/2020	Living room air (1st Floor)	<0.099	<0.10	**0.25**	<0.099	<0.099	<0.17	<0.14	<0.13	<0.13	--	--	--	--	--	--
1.081	1.081-02-021420	02/14/2020	Bathroom air (1st Floor)	<0.099	<0.10	**0.19**	<0.099	<0.099	<0.17	<0.14	<0.13	<0.13	--	--	--	--	--	--
1.081	1.081-03-021420	02/14/2020	Bathroom air (2nd Floor)	<0.099	<0.10	**0.20**	<0.099	<0.099	<0.17	<0.14	**0.31**	<0.13	--	--	--	--	--	--
1.081	PSG-01-31-5 [4]	02/14/2020	Perimeter soil gas-01-31	<8.0	<8.0	<8.0	<8.0	<8.0	<8.0	<8.0	<8.0	<8.0	--	<80	<80	<80	--	--
1.081	PSG-01-31-5 REP [4]	02/14/2020	Perimeter soil gas-01-31 (Replicate)	<8.0	<8.0	<8.0	<8.0	<8.0	<8.0	<8.0	<8.0	<8.0	--	<80	<80	<80	--	--
1.081	PSG-01-31-15 [4]	02/14/2020	Perimeter soil gas-01-31	<8.0	<8.0	<8.0	<8.0	<8.0	**8.0 J**	<8.0	<8.0	<8.0	--	<80	<80	<80	--	--
1.081	PSG-01-32-5 [4]	02/14/2020	Perimeter soil gas-01-32	<8.0	<8.0	<8.0	<8.0	<8.0	<8.0	<8.0	<8.0	<8.0	--	<80	<80	<80	--	--
1.081	PSG-01-34-15 [4]	02/14/2020	Perimeter soil gas-01-34	**3.0 J**	<8.0	<8.0	<8.0	<8.0	<8.0	<8.0	<8.0	<8.0	--	<80	<80	<80	--	--
1.081	PSG-01-35-5 [4]	02/14/2020	Perimeter soil gas-01-35	<8.0	<8.0	<8.0	<8.0	<8.0	<8.0	<8.0	<8.0	<8.0	--	<80	<80	<80	--	--
1.081	PSG-01-35-15 [4]	02/14/2020	Perimeter soil gas-01-35	<8.0	<8.0	<8.0	<8.0	<8.0	<8.0	<8.0	<8.0	<8.0	--	<80	<80	<80	--	--
1.081	PSG-01-36-5 [4]	02/14/2020	Perimeter soil gas-01-36	<8.0	<8.0	<8.0	<8.0	<8.0	<8.0	<8.0	<8.0	<8.0	--	<80	<80	<80	--	--
1.081	PSG-01-36-15 [4]	02/14/2020	Perimeter soil gas-01-36	<8.0	<8.0	<8.0	<8.0	<8.0	<8.0	<8.0	<8.0	<8.0	--	<80	<80	<80	--	--
1.081	PSG-01-37-15 [4]	02/11/2020	Perimeter soil gas-01-37	<8.0	<8.0	<8.0	<8.0	<8.0	<8.0	<8.0	<8.0	<8.0	--	<80	<80	<80	--	--
1.081	PSG-01-37-15 REP [4]	02/11/2020	Perimeter soil gas-01-37 (Replicate)	<8.0	<8.0	<8.0	<8.0	<8.0	<8.0	<8.0	<8.0	<8.0	--	<80	<80	<80	--	--
1.081	PSG-01-38-5 [4]	02/11/2020	Perimeter soil gas-01-38	<8.0	<8.0	<8.0	<8.0	<8.0	<8.0	<8.0	<8.0	<8.0	--	<80	<80	<80	--	--
1.081	PSG-01-38-15 [4]	02/11/2020	Perimeter soil gas-01-38	<8.0	<8.0	<8.0	<8.0	<8.0	<8.0	<8.0	<8.0	<8.0	--	<80	<80	<80	--	--
1.082	1.082-AA-051719	05/17/2019	Outdoor air	<0.099	<0.10	<0.10	<0.099	<0.099	<0.17	<0.14	<0.13	<0.13	--	--	--	--	--	--
1.082	1.082-01-051719	05/17/2019	Living room air (1st Floor)	<0.099	<0.10	**1.5**	<0.099	<0.099	**0.19**	<0.14	<0.13	<0.13	--	--	--	--	--	--
1.082	1.082-02-051719	05/17/2019	Bathroom air (1st Floor)	<0.099	<0.10	**1.3**	<0.099	<0.099	<0.17	<0.14	<0.13	<0.13	--	--	--	--	--	--
1.082	1.082-03-051719	05/17/2019	Bathroom air (2nd Floor)	<0.099	<0.10	**1.2**	<0.099	<0.099	<0.17	<0.14	<0.13	<0.13	--	--	--	--	--	--
1.082	PSG-01-31-5 [4]	04/18/2019	Perimeter soil gas-01-31	<8.0	<8.0	<8.0	<8.0	<8.0	**6.0 J**	<8.0	<8.0	<8.0	--	<80	<80	<80	--	--
1.082	PSG-01-31-15 [4]	04/18/2019	Perimeter soil gas-01-31	<8.0	<8.0	<8.0	<8.0	<8.0	<8.0	<8.0	<8.0	<8.0	--	<80	<80	<80	--	--
1.082	PSG-01-32-5 [4]	04/18/2019	Perimeter soil gas-01-32	<8.0	<8.0	<8.0	<8.0	<8.0	**6.0 J**	<8.0	<8.0	<8.0	--	<80	<80	<80	--	--
1.082	PSG-01-34-5 [4]	04/18/2019	Perimeter soil gas-01-34	<8.0	<8.0	<8.0	<8.0	<8.0	**7.0 J**	<8.0	<8.0	<8.0	--	<80	<80	<80	--	--
1.082	PSG-01-34-5 REP [4]	04/18/2019	Perimeter soil gas-01-34 (Replicate)	<8.0	<8.0	<8.0	<8.0	<8.0	**5.0 J**	<8.0	<8.0	<8.0	--	<80	<80	<80	--	--
1.082	PSG-01-34-15 [4]	04/18/2019	Perimeter soil gas-01-34	<8.0	<8.0	<8.0	<8.0	<8.0	<8.0	<8.0	<8.0	<8.0	--	<80	<80	<80	--	--
1.082	PSG-01-35-5 [4]	04/18/2019	Perimeter soil gas-01-35	<8.0	<8.0	<8.0	<8.0	<8.0	**6.0 J**	<8.0	<8.0	<8.0	--	<80	<80	<80	--	--
1.082	PSG-01-35-15 [4]	04/18/2019	Perimeter soil gas-01-35	<8.0	<8.0	<8.0	<8.0	<8.0	**5.0 J**	<8.0	<8.0	<8.0	--	<80	<80	<80	--	--
1.082	PSG-01-36-5 [4]	04/18/2019	Perimeter soil gas-01-36	<8.0	<8.0	<8.0	<8.0	<8.0	**9.0**	<8.0	<8.0	<8.0	--	<80	<80	<80	--	--
1.082	PSG-01-36-15 [4]	04/18/2019	Perimeter soil gas-01-36	<8.0	<8.0	<8.0	<8.0	<8.0	**5.0 J**	<8.0	<8.0	<8.0	--	<80	<80	<80	--	--
1.082	PSG-01-37-5 [4]	04/18/2019	Perimeter soil gas-01-37	<8.0	<8.0	<8.0	<8.0	<8.0	**8.0**	<8.0	<8.0	<8.0	--	<80	<80	<80	--	--
1.082	PSG-01-37-15 [4]	04/18/2019	Perimeter soil gas-01-37	<8.0	<8.0	<8.0	<8.0	<8.0	**10**	<8.0	<8.0	<8.0	--	<80	<80	<80	--	--
1.082	PSG-01-38-5 [4]	04/18/2019	Perimeter soil gas-01-38	<8.0	<8.0	<8.0	<8.0	<8.0	<8.0	<8.0	<8.0	<8.0	--	<80	<80	<80	--	--
1.082	PSG-01-38-15 [4]	04/18/2019	Perimeter soil gas-01-38	<8.0	<8.0	<8.0	<8.0	<8.0	**11**	<8.0	<8.0	<8.0	--	<80	<80	<80	--	--
1.082	PSG-01-38-15 REP [4]	04/18/2019	Perimeter soil gas-01-38 (Replicate)	<8.0	<8.0	<8.0	<8.0	<8.0	**6.0 J**	<8.0	<8.0	<8.0	--	<80	<80	<80	--	--
1.084	1.084-AA-051519	05/15/2019	Outdoor air	<0.099	<0.10	<0.10	<0.099	<0.099	**0.20**	<0.14	**0.54**	<0.13	--	--	--	--	--	--
1.084	1.084-01-051519	05/15/2019	Living room air (2nd Floor)	<0.099	**0.14**	**2.5**	<0.099	<0.099	<0.17	<0.14	<0.13	<0.13	--	--	--	--	--	--
1.084	1.084-02-051519	05/15/2019	Bathroom air (2nd Floor)	<0.11	**0.11**	**2.0**	<0.11	<0.11	<0.18	<0.15	<0.15	<0.14	--	--	--	--	--	--
1.084	1.084-03-051519	05/15/2019	Bedroom (master) air (2nd Floor)	<0.099	**0.14**	**2.5**	<0.099	<0.099	<0.17	<0.14	<0.13	<0.13	--	--	--	--	--	--
1.084	PSG-01-31-5 [4]	04/18/2019	Perimeter soil gas-01-31	<8.0	<8.0	<8.0	<8.0	<8.0	**6.0 J**	<8.0	<8.0	<8.0	--	<80	<80	<80	--	--
1.084	PSG-01-31-15 [4]	04/18/2019	Perimeter soil gas-01-31	<8.0	<8.0	<8.0	<8.0	<8.0	<8.0	<8.0	<8.0	<8.0	--	<80	<80	<80	--	--
1.084	PSG-01-32-5 [4]	04/18/2019	Perimeter soil gas-01-32	<8.0	<8.0	<8.0	<8.0	<8.0	**6.0 J**	<8.0	<8.0	<8.0	--	<80	<80	<80	--	--
1.084	PSG-01-34-5 [4]	04/18/2019	Perimeter soil gas-01-34	<8.0	<8.0	<8.0	<8.0	<8.0	**7.0 J**	<8.0	<8.0	<8.0	--	<80	<80	<80	--	--
1.084	PSG-01-34-5 REP [4]	04/18/2019	Perimeter soil gas-01-34 (Replicate)	<8.0	<8.0	<8.0	<8.0	<8.0	**5.0 J**	<8.0	<8.0	<8.0	--	<80	<80	<80	--	--
1.084	PSG-01-34-15 [4]	04/18/2019	Perimeter soil gas-01-34	<8.0	<8.0	<8.0	<8.0	<8.0	<8.0	<8.0	<8.0	<8.0	--	<80	<80	<80	--	--
1.084	PSG-01-35-5 [4]	04/18/2019	Perimeter soil gas-01-35	<8.0	<8.0	<8.0	<8.0	<8.0	**6.0 J**	<8.0	<8.0	<8.0	--	<80	<80	<80	--	--
1.084	PSG-01-35-15 [4]	04/18/2019	Perimeter soil gas-01-35	<8.0	<8.0	<8.0	<8.0	<8.0	**5.0 J**	<8.0	<8.0	<8.0	--	<80	<80	<80	--	--
1.084	PSG-01-36-5 [4]	04/18/2019	Perimeter soil gas-01-36	<8.0	<8.0	<8.0	<8.0	<8.0	**9.0**	<8.0	<8.0	<8.0	--	<80	<80	<80	--	--

TABLE A-6

HISTORICAL RESIDENTIAL INDOOR AIR AND SOIL GAS SAMPLING RESULTS
Former Ford Aeronutronic Facility
Newport Beach, California

Building ID	Sample ID	Date [2]	Location Description	Volatile Organic Compounds [1] (µg/m³)									Leak Detection Compounds [1]					
				1,1-DCE	1,1-DCA	1,2-DCA	cis-1,2-DCE	trans-1,2-DCE	PCE	1,1,1-TCA	TCE	Vinyl Chloride	Helium (ppmv)	Heptane (µg/m³)	Hexane (µg/m³)	Pentane (µg/m³)	TFA (µg/m³)	DFA (µg/m³)
1.084	PSG-01-36-15 [4]	04/18/2019	Perimeter soil gas-01-36	<8.0	<8.0	<8.0	<8.0	<8.0	**5.0 J**	<8.0	<8.0	<8.0	--	<80	<80	<80	--	--
1.084	PSG-01-37-5 [4]	04/18/2019	Perimeter soil gas-01-37	<8.0	<8.0	<8.0	<8.0	<8.0	**8.0**	<8.0	<8.0	<8.0	--	<80	<80	<80	--	--
1.084	PSG-01-37-15 [4]	04/18/2019	Perimeter soil gas-01-37	<8.0	<8.0	<8.0	<8.0	<8.0	**10**	<8.0	<8.0	<8.0	--	<80	<80	<80	--	--
1.084	PSG-01-38-5 [4]	04/18/2019	Perimeter soil gas-01-38	<8.0	<8.0	<8.0	<8.0	<8.0	<8.0	<8.0	<8.0	<8.0	--	<80	<80	<80	--	--
1.084	PSG-01-38-15 [4]	04/18/2019	Perimeter soil gas-01-38	<8.0	<8.0	<8.0	<8.0	<8.0	**11**	<8.0	<8.0	<8.0	--	<80	<80	<80	--	--
1.084	PSG-01-38-15 REP [4]	04/18/2019	Perimeter soil gas-01-38 (Replicate)	<8.0	<8.0	<8.0	<8.0	<8.0	**6.0 J**	<8.0	<8.0	<8.0	--	<80	<80	<80	--	--
1.085	1.085-AA-120419	12/04/2019	Outdoor air	<0.099	<0.10	<0.10	<0.099	<0.099	<0.17	<0.14	<0.13	<0.13	--	--	--	--	--	--
1.085	1.085-01-120419	12/04/2019	Living room air (1st Floor)	<0.099	<0.10	**1.1**	<0.099	<0.099	**0.17**	<0.14	**0.20**	<0.13	--	--	--	--	--	--
1.085	1.085-02-120419	12/04/2019	Bathroom air (1st Floor)	<0.099	<0.10	**0.72**	<0.099	**0.12**	**0.20**	<0.14	**0.18**	<0.13	--	--	--	--	--	--
1.085	1.085-03-120419	12/04/2019	Bedroom (master) air (2nd Floor)	<0.099	<0.10	**0.66**	<0.099	<0.099	**0.18**	<0.14	**0.20**	<0.13	--	--	--	--	--	--
1.085	1.085-04-120419	12/04/2019	Bedroom air (2nd Floor)	<0.099	<0.10	**0.60**	<0.099	<0.099	**0.18**	<0.14	**0.23**	<0.13	--	--	--	--	--	--
1.085	PSG-01-55-5 [4]	08/26/2019	Perimeter soil gas-01-55	<8.0	<8.0	<8.0	<8.0	<8.0	**19**	<8.0	<8.0	<8.0	--	<80	<80	<80	--	--
1.085	PSG-01-56-5 [4]	08/26/2019	Perimeter soil gas-01-56	<8.0	<8.0	<8.0	<8.0	<8.0	**198**	<8.0	<8.0	<8.0	--	**195 [8]**	<80	<80	--	--
1.085	PSG-01-56-15 [4]	08/26/2019	Perimeter soil gas-01-56	**6.0 J**	**532**	<8.0	**430**	**54**	**102**	<8.0	**10**	<8.0	--	**83 [8]**	**2,050 [8]**	**12,700 [8]**	--	--
1.085	PSG-01-57-5 [4]	08/26/2019	Perimeter soil gas-01-57	<8.0	<8.0	<8.0	<8.0	<8.0	**127**	<8.0	**18**	<8.0	--	<80	<80	<80	--	--
1.085	PSG-01-57-5 REP [4]	08/26/2019	Perimeter soil gas-01-57 (Replicate)	<8.0	<8.0	<8.0	<8.0	<8.0	**136**	<8.0	**14**	<8.0	--	<80	<80	<80	--	--
1.085	PSG-01-57-15 [4]	08/26/2019	Perimeter soil gas-01-57	**10**	<8.0	<8.0	<8.0	<8.0	**106**	<8.0	**1,080**	<8.0	--	<80	<80	<80	--	--
1.085	PSG-01-58-5 [4]	08/26/2019	Perimeter soil gas-01-58	<8.0	<8.0	<8.0	<8.0	<8.0	**16**	<8.0	<8.0	<8.0	--	<80	<80	<80	--	--
1.085	PSG-01-59-5 [4]	08/26/2019	Perimeter soil gas-01-59	<8.0	<8.0	<8.0	<8.0	<8.0	**49**	**6.0 J**	**43**	<8.0	--	<80	<80	<80	--	--
1.085	PSG-01-59-15 [4]	08/26/2019	Perimeter soil gas-01-59	<8.0	<8.0	<8.0	<8.0	<8.0	**85**	**15**	**227**	<8.0	--	<80	<80	<80	--	--
1.085	PSG-01-60-5 [4]	08/26/2019	Perimeter soil gas-01-60	<8.0	<8.0	<8.0	<8.0	<8.0	**43**	<8.0	<8.0	<8.0	--	<80	<80	<80	--	--
1.085	PSG-01-60-13 [4]	08/26/2019	Perimeter soil gas-01-60	<8.0	**28**	<8.0	**11**	<8.0	**18**	<8.0	<8.0	<8.0	--	<80	<80	<80	--	--
1.086	1.086-AA-082819	08/28/2019	Outdoor air	<0.099	<0.10	<0.10	<0.099	<0.099	<0.17	<0.14	<0.13	<0.13	--	--	--	--	--	--
1.086	1.086-01-082819	08/28/2019	Living room air (1st Floor)	<0.099	<0.10	**0.73**	<0.099	<0.099	**0.17**	<0.14	<0.13	<0.13	--	--	--	--	--	--
1.086	1.086-11-082819	08/28/2019	Living room air (1st Floor) (Duplicate)	<0.099	<0.10	**0.79**	<0.099	<0.099	**0.18**	<0.14	<0.13	<0.13	--	--	--	--	--	--
1.086	1.086-02-082819	08/28/2019	Bathroom air (1st Floor)	<0.099	<0.10	**0.73**	<0.099	<0.099	**0.17**	<0.14	<0.13	<0.13	--	--	--	--	--	--
1.086	1.086-03-082819	08/28/2019	Bedroom (master) air (2nd Floor)	<0.099	<0.10	**0.67**	<0.099	<0.099	**0.17**	<0.14	<0.13	<0.13	--	--	--	--	--	--
1.086	PSG-01-55-5 [4]	08/26/2019	Perimeter soil gas-01-55	<8.0	<8.0	<8.0	<8.0	<8.0	**19**	<8.0	<8.0	<8.0	--	<80	<80	<80	--	--
1.086	PSG-01-56-5 [4]	08/26/2019	Perimeter soil gas-01-56	<8.0	<8.0	<8.0	<8.0	<8.0	**198**	<8.0	<8.0	<8.0	--	**195 [8]**	<80	<80	--	--
1.086	PSG-01-56-15 [4]	08/26/2019	Perimeter soil gas-01-56	**6.0 J**	**532**	<8.0	**430**	**54**	**102**	<8.0	**10**	<8.0	--	**83 [8]**	**2,050 [8]**	**12,700 [8]**	--	--
1.086	PSG-01-57-5 [4]	08/26/2019	Perimeter soil gas-01-57	<8.0	<8.0	<8.0	<8.0	<8.0	**127**	<8.0	**18**	<8.0	--	<80	<80	<80	--	--
1.086	PSG-01-57-5 REP [4]	08/26/2019	Perimeter soil gas-01-57 (Replicate)	<8.0	<8.0	<8.0	<8.0	<8.0	**136**	<8.0	**14**	<8.0	--	<80	<80	<80	--	--
1.086	PSG-01-57-15 [4]	08/26/2019	Perimeter soil gas-01-57	**10**	<8.0	<8.0	<8.0	<8.0	**106**	<8.0	**1,080**	<8.0	--	<80	<80	<80	--	--
1.086	PSG-01-58-5 [4]	08/26/2019	Perimeter soil gas-01-58	<8.0	<8.0	<8.0	<8.0	<8.0	**16**	<8.0	<8.0	<8.0	--	<80	<80	<80	--	--
1.086	PSG-01-59-5 [4]	08/26/2019	Perimeter soil gas-01-59	<8.0	<8.0	<8.0	<8.0	<8.0	**49**	**6.0 J**	**43**	<8.0	--	<80	<80	<80	--	--
1.086	PSG-01-59-15 [4]	08/26/2019	Perimeter soil gas-01-59	<8.0	<8.0	<8.0	<8.0	<8.0	**85**	**15**	**227**	<8.0	--	<80	<80	<80	--	--
1.086	PSG-01-60-5 [4]	08/26/2019	Perimeter soil gas-01-60	<8.0	<8.0	<8.0	<8.0	<8.0	**43**	<8.0	<8.0	<8.0	--	<80	<80	<80	--	--
1.086	PSG-01-60-13 [4]	08/26/2019	Perimeter soil gas-01-60	<8.0	**28**	<8.0	**11**	<8.0	**18**	<8.0	<8.0	<8.0	--	<80	<80	<80	--	--
1.086	1.086-AA-021420	02/14/2020	RESAMPLE Outdoor air	<0.099	<0.10	<0.10	<0.099	<0.099	<0.17	<0.14	<0.13	<0.13	--	--	--	--	--	--
1.086	1.086-01-021420	02/14/2020	RESAMPLE Living room air (1st Floor)	<0.099	<0.10	**0.40**	<0.099	<0.099	<0.17	<0.14	<0.13	<0.13	--	--	--	--	--	--
1.086	1.086-02-021420	02/14/2020	RESAMPLE Bathroom air (1st Floor)	<0.099	<0.10	**0.40**	<0.099	<0.099	**0.18**	<0.14	<0.13	<0.13	--	--	--	--	--	--
1.086	1.086-03-021420	02/14/2020	RESAMPLE Bedroom (master) air (2nd Floor)	<0.099	<0.10	**0.41**	<0.099	<0.099	<0.17	<0.14	<0.13	<0.13	--	--	--	--	--	--
1.086	PSG-01-55-5 [4]	02/06/2020	Perimeter soil gas-01-55	<8.0	<8.0	<8.0	<8.0	<8.0	<8.0	<8.0	<8.0	<8.0	--	<80	<80	<80	--	--
1.086	PSG-01-56-5 [4]	02/06/2020	Perimeter soil gas-01-56	<8.0	<8.0	<8.0	<8.0	<8.0	<8.0	<8.0	<8.0	<8.0	--	<80	<80	<80	--	--
1.086	PSG-01-56-15 [4]	02/06/2020	Perimeter soil gas-01-56	<8.0	**543**	<8.0	**454**	<8.0	**9.0**	<8.0	**5.0 J**	<8.0	--	<80	<80	<80	--	--
1.086	PSG-01-57-5 [4]	02/06/2020	Perimeter soil gas-01-57	<8.0	<8.0	<8.0	<8.0	<8.0	**10**	<8.0	**5.0 J**	<8.0	--	<80	<80	<80	--	--
1.086	PSG-01-57-15 [4]	02/06/2020	Perimeter soil gas-01-57	<8.0	<8.0	<8.0	<8.0	<8.0	**61**	<8.0	**962**	<8.0	--	<80	<80	<80	--	--
1.086	PSG-01-58-5 [4]	02/06/2020	Perimeter soil gas-01-58	<8.0	<8.0	<8.0	<8.0	<8.0	<8.0	<8.0	<8.0	<8.0	--	<80	<80	<80	--	--
1.086	PSG-01-59-5 [4]	02/06/2020	Perimeter soil gas-01-59	<8.0	<8.0	<8.0	<8.0	<8.0	**18**	**7.0 J**	<8.0	<8.0	--	<80	<80	<80	--	--
1.086	PSG-01-59-15 [4]	02/06/2020	Perimeter soil gas-01-59	<8.0	<8.0	<8.0	<8.0	<8.0	**51**	**22**	**134**	<8.0	--	<80	<80	<80	--	--
1.086	PSG-01-60-13 [4]	02/06/2020	Perimeter soil gas-01-60	<8.0	**26**	<8.0	**10**	<8.0	**11**	<8.0	<8.0	<8.0	--	<80	<80	<80	--	--
1.092	1.092-AA-101619	10/16/2019	Outdoor air	<0.14	<0.14	<0.14	<0.14	<0.14	<0.24	<0.19	<0.19	<0.18	--	--	--	--	--	--
1.092	1.092-01-101619	10/16/2019	Living room air (1st Floor)	<0.099	<0.10	<0.10	<0.099	<0.099	**0.30**	<0.14	<0.13	<0.13	--	--	--	--	--	--
1.092	1.092-11-101619	10/16/2019	Living room air (1st Floor) (Duplicate)	<0.099	<0.10	<0.10	<0.099	<0.099	<0.17	<0.14	<0.13	<0.13	--	--	--	--	--	--
1.092	1.092-02-101619	10/16/2019	Bathroom air (1st Floor)	<0.099	<0.10	**0.16**	<0.099	<0.099	<0.17	<0.14	<0.13	<0.13	--	--	--	--	--	--
1.092	1.092-03-101619	10/16/2019	Bedroom (master) air (2nd Floor)	<0.099	<0.10	<0.10	<0.099	<0.099	<0.17	<0.14	<0.13	<0.13	--	--	--	--	--	--

TABLE A-6

HISTORICAL RESIDENTIAL INDOOR AIR AND SOIL GAS SAMPLING RESULTS
Former Ford Aeronutronic Facility
Newport Beach, California

Building ID	Sample ID	Date [2]	Location Description	Volatile Organic Compounds [1] (µg/m³)									Leak Detection Compounds [1]					
				1,1-DCE	1,1-DCA	1,2-DCA	cis-1,2-DCE	trans-1,2-DCE	PCE	1,1,1-TCA	TCE	Vinyl Chloride	Helium (ppmv)	Heptane (µg/m³)	Hexane (µg/m³)	Pentane (µg/m³)	TFA (µg/m³)	DFA (µg/m³)
1.092	PSG-01-55-5 [4]	08/26/2019	Perimeter soil gas-01-55	<8.0	<8.0	<8.0	<8.0	<8.0	**19**	<8.0	<8.0	<8.0	--	<80	<80	<80	--	--
1.092	PSG-01-56-5 [4]	08/26/2019	Perimeter soil gas-01-56	<8.0	<8.0	<8.0	<8.0	<8.0	**198**	<8.0	<8.0	<8.0	--	**195** [8]	<80	<80	--	--
1.092	PSG-01-56-15 [4]	08/26/2019	Perimeter soil gas-01-56	**6.0 J**	**532**	<8.0	**430**	**54**	**102**	<8.0	**10**	<8.0	--	**83** [8]	**2,050** [8]	**12,700** [8]	--	--
1.092	PSG-01-57-5 [4]	08/26/2019	Perimeter soil gas-01-57	<8.0	<8.0	<8.0	<8.0	<8.0	**127**	<8.0	**18**	<8.0	--	<80	<80	<80	--	--
1.092	PSG-01-57-5 REP [4]	08/26/2019	Perimeter soil gas-01-57 (Replicate)	<8.0	<8.0	<8.0	<8.0	<8.0	**136**	<8.0	**14**	<8.0	--	<80	<80	<80	--	--
1.092	PSG-01-57-15 [4]	08/26/2019	Perimeter soil gas-01-57	**10**	<8.0	<8.0	<8.0	<8.0	**106**	<8.0	**1,080**	<8.0	--	<80	<80	<80	--	--
1.092	PSG-01-58-5 [4]	08/26/2019	Perimeter soil gas-01-58	<8.0	<8.0	<8.0	<8.0	<8.0	**16**	<8.0	<8.0	<8.0	--	<80	<80	<80	--	--
1.092	PSG-01-59-5 [4]	08/26/2019	Perimeter soil gas-01-59	<8.0	<8.0	<8.0	<8.0	<8.0	**49**	**6.0 J**	**43**	<8.0	--	<80	<80	<80	--	--
1.092	PSG-01-59-15 [4]	08/26/2019	Perimeter soil gas-01-59	<8.0	<8.0	<8.0	<8.0	<8.0	**85**	**15**	**227**	<8.0	--	<80	<80	<80	--	--
1.092	PSG-01-60-5 [4]	08/26/2019	Perimeter soil gas-01-60	<8.0	<8.0	<8.0	<8.0	<8.0	**43**	<8.0	<8.0	<8.0	--	<80	<80	<80	--	--
1.092	PSG-01-60-13 [4]	08/26/2019	Perimeter soil gas-01-60	<8.0	**28**	<8.0	**11**	<8.0	**18**	<8.0	<8.0	<8.0	--	<80	<80	<80	--	--
1.093	1.093-AA-021920	02/19/2020	Outdoor air	<0.099	<0.10	<0.10	<0.099	<0.099	**0.24**	<0.14	<0.13	<0.13	--	--	--	--	--	--
1.093	1.093-01-021920	02/19/2020	Living Room air (1st Floor)	<0.099	<0.10	**0.17**	<0.099	<0.099	<0.17	<0.14	<0.13	<0.13	--	--	--	--	--	--
1.093	1.093-11-021920	02/19/2020	Living Room air (1st Floor) (Duplicate)	<0.099	<0.10	**0.18**	<0.099	<0.099	<0.17	<0.14	<0.13	<0.13	--	--	--	--	--	--
1.093	1.093-02-021920	02/19/2020	Bedroom (guest) air (1st Floor)	<0.099	<0.10	**0.19**	<0.099	<0.099	<0.17	<0.14	<0.13	<0.13	--	--	--	--	--	--
1.093	1.093-03-021920	02/19/2020	Bathroom (master) air (1st Floor)	<0.099	<0.10	**0.18**	<0.099	<0.099	<0.17	<0.14	<0.13	<0.13	--	--	--	--	--	--
1.093	PSG-01-60-13 [4]	02/06/2020	Perimeter soil gas-01-60	<8.0	**26**	<8.0	**10**	<8.0	**11**	<8.0	<8.0	<8.0	--	<80	<80	<80	--	--
1.093	PSG-01-61-5 [4]	02/06/2020	Perimeter soil gas-01-61	<8.0	<8.0	<8.0	<8.0	<8.0	<8.0	<8.0	<8.0	<8.0	--	<80	<80	<80	--	--
1.093	PSG-01-62-5 [4]	02/06/2020	Perimeter soil gas-01-62	<8.0	<8.0	<8.0	<8.0	<8.0	<8.0	<8.0	<8.0	<8.0	--	<80	<80	<80	--	--
1.093	PSG-01-62-15 [4]	02/06/2020	Perimeter soil gas-01-62	**3.0 J**	**55**	<8.0	**6.0 J**	<8.0	<8.0	<8.0	<8.0	<8.0	--	<80	<80	<80	--	--
1.093	PSG-01-63-5 [4]	02/14/2020	Perimeter soil gas-01-63	<8.0	<8.0	<8.0	<8.0	<8.0	**150**	<8.0	**131**	<8.0	--	<80	<80	<80	--	--
1.093	PSG-01-64-5 [4]	02/14/2020	Perimeter soil gas-01-64	<8.0	<8.0	<8.0	<8.0	<8.0	**5.0 J**	<8.0	<8.0	<8.0	--	<80	<80	<80	--	--
1.093	PSG-01-64-15 [4]	02/14/2020	Perimeter soil gas-01-64	<8.0	<8.0	<8.0	**5.0 J**	<8.0	**12**	<8.0	<8.0	<8.0	--	<80	<80	<80	--	--
1.093	PSG-01-65-5 [4]	02/14/2020	Perimeter soil gas-01-65	<8.0	<8.0	<8.0	<8.0	<8.0	<8.0	<8.0	<8.0	<8.0	--	<80	<80	<80	--	--
1.097	1.097-AA-120419	12/04/2019	Outdoor air	<0.099	<0.10	<0.10	<0.099	**0.099**	**0.28**	<0.14	<0.13	<0.13	--	--	--	--	--	--
1.097	1.097-01-120419	12/04/2019	Living room air (1st Floor)	<0.099	<0.10	**0.49**	<0.099	<0.099	**160**	<0.14	<0.13	<0.13	--	--	--	--	--	--
1.097	1.097-02-120419	12/04/2019	Bathroom air (1st Floor)	<0.099	<0.10	**0.61**	<0.099	<0.099	**220**	<0.14	<0.13	<0.13	--	--	--	--	--	--
1.097	1.097-03-120419	12/04/2019	Bedroom air (1st Floor)	<0.099	<0.10	**0.59**	<0.099	<0.099	**230**	<0.14	<0.13	<0.13	--	--	--	--	--	--
1.097	1.097-04-120419	12/04/2019	Family room air (1st Floor)	<0.099	<0.10	**0.55**	<0.099	<0.099	**190**	<0.14	<0.13	<0.13	--	--	--	--	--	--
1.097	PSG-01-60-5 [4]	08/26/2019	Perimeter soil gas-01-60	<8.0	<8.0	<8.0	<8.0	<8.0	**43**	<8.0	<8.0	<8.0	--	<80	<80	<80	--	--
1.097	PSG-01-60-13 [4]	08/26/2019	Perimeter soil gas-01-60	<8.0	**28**	<8.0	**11**	<8.0	**18**	<8.0	<8.0	<8.0	--	<80	<80	<80	--	--
1.097	PSG-01-61-5 [4]	08/27/2019	Perimeter soil gas-01-61	<8.0	<8.0	<8.0	<8.0	<8.0	**26**	<8.0	<8.0	<8.0 UJ	--	<80	<80	<80	--	--
1.097	PSG-01-62-5 [4]	08/27/2019	Perimeter soil gas-01-62	<8.0	<8.0	<8.0	<8.0	<8.0	**9.0**	<8.0	<8.0	<8.0 UJ	--	<80	<80	<80	--	--
1.097	PSG-01-62-15 [4]	08/27/2019	Perimeter soil gas-01-62	<8.0	**61**	<8.0	**6.0 J**	<8.0	**6.0 J**	<8.0	**5.0 J**	<8.0 UJ	--	<80	<80	<80	--	--
1.097	PSG-01-63-5 [4]	08/27/2019	Perimeter soil gas-01-63	<8.0	<8.0	<8.0	<8.0	<8.0	**154**	<8.0	**68**	<8.0 UJ	--	<80	<80	<80	--	--
1.097	PSG-01-63-5 REP [4]	08/27/2019	Perimeter soil gas-01-63 (Replicate)	<8.0	<8.0	<8.0	<8.0	<8.0	**166**	<8.0	**84**	<8.0 UJ	--	<80	<80	<80	--	--
1.097	PSG-01-64-5 [4]	08/27/2019	Perimeter soil gas-01-64	<8.0	<8.0	<8.0	<8.0	<8.0	**18**	<8.0	<8.0	<8.0 UJ	--	<80	<80	<80	--	--
1.097	PSG-01-64-15 [4]	08/27/2019	Perimeter soil gas-01-64	<8.0	**20**	<8.0	**6.0 J**	<8.0	**18**	<8.0	**5.0 J**	<8.0 UJ	--	<80	<80	<80	--	--
1.097	PSG-01-65-5 [4]	08/27/2019	Perimeter soil gas-01-65	<8.0	<8.0	<8.0	<8.0	<8.0	**6.0 J**	<8.0	<8.0	<8.0 UJ	--	<80	<80	<80	--	--
1.097	1.097-AA-013120	01/31/2020	RESAMPLE Outdoor air	<0.099	<0.10	<0.10	<0.099	**0.42**	**0.30**	<0.14	<0.13	<0.13	--	--	--	--	--	--
1.097	1.097-01-013120	01/31/2020	RESAMPLE Living room air (1st Floor)	<0.099	<0.10	**0.36**	<0.099	**0.51**	**1.7**	<0.14	<0.13	<0.13	--	--	--	--	--	--
1.097	1.097-11-013120	01/31/2020	RESAMPLE Living room air (1st Floor) (Duplicate)	<0.099	<0.10	**0.28**	<0.099	**0.56**	**1.8**	<0.14	<0.13	<0.13	--	--	--	--	--	--
1.097	1.097-02-013120	01/31/2020	RESAMPLE Bathroom air (1st Floor)	<0.099	<0.10	**0.33**	<0.099	**0.74**	**2.1**	<0.14	<0.13	<0.13	--	--	--	--	--	--
1.097	1.097-03-013120	01/31/2020	RESAMPLE Bedroom air (1st Floor)	<0.099 UJ	<0.10 UJ	**0.32 J**	<0.099 UJ	**0.44 J**	**1.7 J**	<0.14 UJ	<0.13 UJ	<0.13 UJ	--	--	--	--	--	--
1.097	1.097-04-013120	01/31/2020	RESAMPLE Family room air (1st Floor)	<0.099	<0.10	**0.29**	<0.099	**0.46**	**1.5**	<0.14	<0.13	<0.13	--	--	--	--	--	--
1.097	1.097-MS01-013120	01/31/2020	Candle grab air	<2.0	<2.0	<2.0	<2.0	<2.0	3.7	<2.7	6.0	<1.3	--	--	--	--	--	--
1.097	PSG-01-60-13 [4]	02/06/2020	Perimeter soil gas-01-60	<8.0	**26**	<8.0	**10**	<8.0	**11**	<8.0	<8.0	<8.0	--	<80	<80	<80	--	--
1.097	PSG-01-61-5 [4]	02/06/2020	Perimeter soil gas-01-61	<8.0	<8.0	<8.0	<8.0	<8.0	<8.0	<8.0	<8.0	<8.0	--	<80	<80	<80	--	--
1.097	PSG-01-62-5 [4]	02/06/2020	Perimeter soil gas-01-62	<8.0	<8.0	<8.0	<8.0	<8.0	<8.0	<8.0	<8.0	<8.0	--	<80	<80	<80	--	--
1.097	PSG-01-62-15 [4]	02/06/2020	Perimeter soil gas-01-62	**3.0 J**	**55**	<8.0	**6.0 J**	<8.0	<8.0	<8.0	<8.0	<8.0	--	<80	<80	<80	--	--
1.097	PSG-01-63-5 [4]	02/14/2020	Perimeter soil gas-01-63	<8.0	<8.0	<8.0	<8.0	<8.0	**150**	<8.0	**131**	<8.0	--	<80	<80	<80	--	--
1.097	PSG-01-64-5 [4]	02/14/2020	Perimeter soil gas-01-64	<8.0	<8.0	<8.0	<8.0	<8.0	**5.0 J**	<8.0	<8.0	<8.0	--	<80	<80	<80	--	--
1.097	PSG-01-64-15 [4]	02/14/2020	Perimeter soil gas-01-64	<8.0	<8.0	<8.0	**5.0 J**	<8.0	**12**	<8.0	<8.0	<8.0	--	<80	<80	<80	--	--
1.097	PSG-01-65-5 [4]	02/14/2020	Perimeter soil gas-01-65	<8.0	<8.0	<8.0	<8.0	<8.0	<8.0	<8.0	<8.0	<8.0	--	<80	<80	<80	--	--
1.099	1.099-AA-082319	08/23/2019	Outdoor air	<0.099	<0.10	<0.10	<0.099	<0.099	<0.17	<0.14	<0.13	<0.13	--	--	--	--	--	--
1.099	1.099-01-082319	08/23/2019	Living room air (1st Floor)	<0.099	**0.12**	**0.40**	<0.099	<0.099	<0.17	<0.14	<0.13	<0.13	--	--	--	--	--	--

TABLE A-6

HISTORICAL RESIDENTIAL INDOOR AIR AND SOIL GAS SAMPLING RESULTS
Former Ford Aeronutronic Facility
Newport Beach, California

Building ID	Sample ID	Date [2]	Location Description	Volatile Organic Compounds [1] (µg/m³)									Leak Detection Compounds [1]					
				1,1-DCE	1,1-DCA	1,2-DCA	cis-1,2-DCE	trans-1,2-DCE	PCE	1,1,1-TCA	TCE	Vinyl Chloride	Helium (ppmv)	Heptane (µg/m³)	Hexane (µg/m³)	Pentane (µg/m³)	TFA (µg/m³)	DFA (µg/m³)
1.099	1.099-02-082319	08/23/2019	Bedroom air (1st Floor)	<0.099	**0.15**	**0.48**	<0.099	<0.099	<0.17	<0.14	<0.13	<0.13	--	--	--	--	--	--
1.099	1.099-03-082319	08/23/2019	Bathroom air (1st Floor)	<0.099	**0.14**	**0.86**	<0.099	<0.099	<0.17	<0.14	<0.13	<0.13	--	--	--	--	--	--
1.099	PSG-01-60-5 [4]	08/26/2019	Perimeter soil gas-01-60	<8.0	<8.0	<8.0	<8.0	<8.0	**43**	<8.0	<8.0	<8.0	--	<80	<80	<80	--	--
1.099	PSG-01-60-13 [4]	08/26/2019	Perimeter soil gas-01-60	<8.0	**28**	<8.0	**11**	<8.0	**18**	<8.0	<8.0	<8.0	--	<80	<80	<80	--	--
1.099	PSG-01-61-5 [4]	08/27/2019	Perimeter soil gas-01-61	<8.0	<8.0	<8.0	<8.0	<8.0	**26**	<8.0	<8.0	<8.0 UJ	--	<80	<80	<80	--	--
1.099	PSG-01-62-5 [4]	08/27/2019	Perimeter soil gas-01-62	<8.0	<8.0	<8.0	<8.0	<8.0	**9.0**	<8.0	<8.0	<8.0 UJ	--	<80	<80	<80	--	--
1.099	PSG-01-62-15 [4]	08/27/2019	Perimeter soil gas-01-62	<8.0	**61**	<8.0	**6.0 J**	<8.0	**6.0 J**	<8.0	**5.0 J**	<8.0 UJ	--	<80	<80	<80	--	--
1.099	PSG-01-63-5 [4]	08/27/2019	Perimeter soil gas-01-63	<8.0	<8.0	<8.0	<8.0	<8.0	**154**	<8.0	**68**	<8.0 UJ	--	<80	<80	<80	--	--
1.099	PSG-01-63-5 REP [4]	08/27/2019	Perimeter soil gas-01-63 (Replicate)	<8.0	<8.0	<8.0	<8.0	<8.0	**166**	<8.0	**84**	<8.0 UJ	--	<80	<80	<80	--	--
1.099	PSG-01-64-5 [4]	08/27/2019	Perimeter soil gas-01-64	<8.0	<8.0	<8.0	<8.0	<8.0	**18**	<8.0	<8.0	<8.0 UJ	--	<80	<80	<80	--	--
1.099	PSG-01-64-15 [4]	08/27/2019	Perimeter soil gas-01-64	<8.0	**20**	<8.0	**6.0 J**	<8.0	**18**	<8.0	**5.0 J**	<8.0 UJ	--	<80	<80	<80	--	--
1.099	PSG-01-65-5 [4]	08/27/2019	Perimeter soil gas-01-65	<8.0	<8.0	<8.0	<8.0	<8.0	**6.0 J**	<8.0	<8.0	<8.0 UJ	--	<80	<80	<80	--	--
1.099	1.099-AA-022620	02/26/2020	RESAMPLE Outdoor air	<0.099	<0.10	<0.10	<0.099	<0.099	<0.17	<0.14	<0.13	<0.13	--	--	--	--	--	--
1.099	1.099-01-022620	02/26/2020	RESAMPLE Living room air (1st Floor)	<0.099	<0.10	**0.32**	<0.099	<0.099	<0.17	<0.14	<0.13	<0.13	--	--	--	--	--	--
1.099	1.099-02-022620	02/26/2020	RESAMPLE Bedroom air (1st Floor)	<0.099	<0.10	**0.28**	<0.099	<0.099	<0.17	<0.14	<0.13	<0.13	--	--	--	--	--	--
1.099	1.099-03-022620	02/26/2020	RESAMPLE Bathroom air (1st Floor)	<0.099	<0.10	**0.32**	<0.099	<0.099	<0.17	<0.14	<0.13	<0.13	--	--	--	--	--	--
1.099	PSG-01-60-13 [4]	02/06/2020	Perimeter soil gas-01-60	<8.0	**26**	<8.0	**10**	<8.0	**11**	<8.0	<8.0	<8.0	--	<80	<80	<80	--	--
1.099	PSG-01-61-5 [4]	02/06/2020	Perimeter soil gas-01-61	<8.0	<8.0	<8.0	<8.0	<8.0	<8.0	<8.0	<8.0	<8.0	--	<80	<80	<80	--	--
1.099	PSG-01-62-5 [4]	02/06/2020	Perimeter soil gas-01-62	<8.0	<8.0	<8.0	<8.0	<8.0	<8.0	<8.0	<8.0	<8.0	--	<80	<80	<80	--	--
1.099	PSG-01-62-15 [4]	02/06/2020	Perimeter soil gas-01-62	**3.0 J**	**55**	<8.0	**6.0 J**	<8.0	<8.0	<8.0	<8.0	<8.0	--	<80	<80	<80	--	--
1.099	PSG-01-63-5 [4]	02/14/2020	Perimeter soil gas-01-63	<8.0	<8.0	<8.0	<8.0	<8.0	**150**	<8.0	**131**	<8.0	--	<80	<80	<80	--	--
1.099	PSG-01-64-5 [4]	02/14/2020	Perimeter soil gas-01-64	<8.0	<8.0	<8.0	<8.0	<8.0	**5.0 J**	<8.0	<8.0	<8.0	--	<80	<80	<80	--	--
1.099	PSG-01-64-15 [4]	02/14/2020	Perimeter soil gas-01-64	<8.0	<8.0	<8.0	**5.0 J**	<8.0	**12**	<8.0	<8.0	<8.0	--	<80	<80	<80	--	--
1.099	PSG-01-65-5 [4]	02/14/2020	Perimeter soil gas-01-65	<8.0	<8.0	<8.0	<8.0	<8.0	<8.0	<8.0	<8.0	<8.0	--	<80	<80	<80	--	--
1.101	1.101-AA-083019	08/30/2019	Outdoor air	<0.099	<0.10	<0.10	<0.099	<0.099	<0.17	<0.14	<0.13	<0.13	--	--	--	--	--	--
1.101	1.101-01-083019	08/30/2019	Living room air (2nd Floor)	<0.099	<0.10	**1.3**	<0.099	<0.099	<0.17	<0.14	<0.13	<0.13	--	--	--	--	--	--
1.101	1.101-11-083019	08/30/2019	Living room air (2nd Floor) (Duplicate)	<0.099	<0.10	**1.4**	<0.099	<0.099	<0.17	<0.14	<0.13	<0.13	--	--	--	--	--	--
1.101	1.101-02-083019	08/30/2019	Bedroom (master) air (2nd Floor)	<0.099	<0.10	**1.2**	<0.099	<0.099	<0.17	<0.14	<0.13	<0.13	--	--	--	--	--	--
1.101	1.101-03-083019	08/30/2019	Bathroom air (2nd Floor)	<0.099	<0.10	**1.2**	<0.099	<0.099	<0.17	<0.14	<0.13	<0.13	--	--	--	--	--	--
1.101	PSG-01-60-5 [4]	08/26/2019	Perimeter soil gas-01-60	<8.0	<8.0	<8.0	<8.0	<8.0	**43**	<8.0	<8.0	<8.0	--	<80	<80	<80	--	--
1.101	PSG-01-60-13 [4]	08/26/2019	Perimeter soil gas-01-60	<8.0	**28**	<8.0	**11**	<8.0	**18**	<8.0	<8.0	<8.0	--	<80	<80	<80	--	--
1.101	PSG-01-61-5 [4]	08/27/2019	Perimeter soil gas-01-61	<8.0	<8.0	<8.0	<8.0	<8.0	**26**	<8.0	<8.0	<8.0 UJ	--	<80	<80	<80	--	--
1.101	PSG-01-62-5 [4]	08/27/2019	Perimeter soil gas-01-62	<8.0	<8.0	<8.0	<8.0	<8.0	**9.0**	<8.0	<8.0	<8.0 UJ	--	<80	<80	<80	--	--
1.101	PSG-01-62-15 [4]	08/27/2019	Perimeter soil gas-01-62	<8.0	**61**	<8.0	**6.0 J**	<8.0	**6.0 J**	<8.0	**5.0 J**	<8.0 UJ	--	<80	<80	<80	--	--
1.101	PSG-01-63-5 [4]	08/27/2019	Perimeter soil gas-01-63	<8.0	<8.0	<8.0	<8.0	<8.0	**154**	<8.0	**68**	<8.0 UJ	--	<80	<80	<80	--	--
1.101	PSG-01-63-5 REP [4]	08/27/2019	Perimeter soil gas-01-63 (Replicate)	<8.0	<8.0	<8.0	<8.0	<8.0	**166**	<8.0	**84**	<8.0 UJ	--	<80	<80	<80	--	--
1.101	PSG-01-64-5 [4]	08/27/2019	Perimeter soil gas-01-64	<8.0	<8.0	<8.0	<8.0	<8.0	**18**	<8.0	<8.0	<8.0 UJ	--	<80	<80	<80	--	--
1.101	PSG-01-64-15 [4]	08/27/2019	Perimeter soil gas-01-64	<8.0	**20**	<8.0	**6.0 J**	<8.0	**18**	<8.0	**5.0 J**	<8.0 UJ	--	<80	<80	<80	--	--
1.101	PSG-01-65-5 [4]	08/27/2019	Perimeter soil gas-01-65	<8.0	<8.0	<8.0	<8.0	<8.0	**6.0 J**	<8.0	<8.0	<8.0 UJ	--	<80	<80	<80	--	--
1.101	1.101-AA-111721	11/17/2021	RESAMPLE Outdoor air	<0.099	<0.10	<0.10	<0.099	<0.099	<0.17	<0.14	<0.13	<0.13	--	--	--	--	--	--
1.101	1.101-01-111721	11/17/2021	RESAMPLE Living room air (2nd Floor)	<0.099	<0.10	**0.39**	<0.099	<0.099	<0.17	<0.14	<0.13	<0.13	--	--	--	--	--	--
1.101	1.101-02-111721	11/17/2021	RESAMPLE Bedroom (master) air (2nd Floor)	<0.099	<0.10	**0.37**	<0.099	<0.099	<0.17	<0.14	<0.13	<0.13	--	--	--	--	--	--
1.101	1.101-03-111721	11/17/2021	RESAMPLE Bathroom air (2nd Floor)	<0.099	<0.10	**0.31**	<0.099	<0.099	<0.17	<0.14	<0.13	<0.13	--	--	--	--	--	--
1.101	PSG-01-60-5[4]	09/27/2021	Perimeter soil gas-01-60 air	<8.0	<8.0	<8.0	<8.0	<8.0	<8.0	<8.0	<8.0	<8.0	--	<80	<80	<80	--	--
1.101	PSG-01-61-5[4]	09/27/2021	Perimeter soil gas-01-61 air	<8.0	<8.0	<8.0	<8.0	<8.0	**7.0 J**	<8.0	<8.0	<8.0	--	<80	<80	<80	--	--
1.101	PSG-01-62-5[4]	09/27/2021	Perimeter soil gas-01-62 air	<8.0	<8.0	<8.0	<8.0	<8.0	<8.0	<8.0	<8.0	<8.0	--	<80	<80	<80	--	--
1.101	PSG-01-62-15[4]	09/27/2021	Perimeter soil gas-01-62 air	<8.0	**52**	<8.0	**5.0 J**	<8.0	<8.0	<8.0	<8.0	<8.0	--	<80	<80	<80	--	--
1.101	PSG-01-63-5[4]	09/27/2021	Perimeter soil gas-01-63 air	<8.0	<8.0	<8.0	<8.0	<8.0	**124**	<8.0	**50**	<8.0	--	<80	<80	<80	--	--
1.101	PSG-01-64-5[4]	09/27/2021	Perimeter soil gas-01-64 air	<8.0	<8.0	<8.0	<8.0	<8.0	<8.0	<8.0	<8.0	<8.0	--	<80	<80	<80	--	--
1.101	PSG-01-64-15[4]	09/27/2021	Perimeter soil gas-01-64 air	<8.0	**20**	<8.0	**5.0 J**	<8.0	**10**	<8.0	<8.0	<8.0	--	<80	<80	<80	--	--
1.101	PSG-01-64-15 REP[4]	09/27/2021	Perimeter soil gas-01-64 air (Replicate)	<8.0	**17**	<8.0	**4.0 J**	<8.0	**9.0**	<8.0	<8.0	<8.0	--	<80	<80	<80	--	--
1.101	PSG-01-65-5[4]	09/27/2021	Perimeter soil gas-01-65 air	<8.0	<8.0	<8.0	<8.0	<8.0	<8.0	<8.0	<8.0	<8.0	--	<80	<80	<80	--	--
1.121	1.121-AA-121721	12/17/2021	Outdoor air	<0.099	<0.10	<0.10	<0.099	<0.099	<0.17	<0.14	<0.13	<0.13	--	--	--	--	--	--
1.121	1.121-01-121721	12/17/2021	Living room air (1st Floor)	<0.099	<0.10	**0.48**	<0.099	<0.099	<0.17	<0.14	<0.13	<0.13	--	--	--	--	--	--
1.121	1.121-02-121721	12/17/2021	Bathroom air (1st Floor)	<0.099	<0.10	**0.46**	<0.099	<0.099	<0.17	<0.14	<0.13	<0.13	--	--	--	--	--	--
1.121	1.121-03-121721	12/17/2021	Bedroom air (1st Floor)	<0.099	<0.10	**0.46**	<0.099	<0.099	**0.57**	<0.14	<0.13	<0.13	--	--	--	--	--	--

TABLE A-6

HISTORICAL RESIDENTIAL INDOOR AIR AND SOIL GAS SAMPLING RESULTS
Former Ford Aeronutronic Facility
Newport Beach, California

Building ID	Sample ID	Date [2]	Location Description	Volatile Organic Compounds [1] (µg/m³)									Leak Detection Compounds [1]					
				1,1-DCE	1,1-DCA	1,2-DCA	cis-1,2-DCE	trans-1,2-DCE	PCE	1,1,1-TCA	TCE	Vinyl Chloride	Helium (ppmv)	Heptane (µg/m³)	Hexane (µg/m³)	Pentane (µg/m³)	TFA (µg/m³)	DFA (µg/m³)
1.121	PSG-01-58-5[4]	09/24/2021	Perimeter soil gas-01-58 air	<8.0	<8.0	<8.0	<8.0	<8.0 UJ	**10**	<8.0	**11**	<8.0	--	<80	<80	<80	--	--
1.121	PSG-01-66-15[4]	09/27/2021	Perimeter soil gas-01-66 air	**442**	**2.0 J**	<8.0	<8.0	<8.0	**173**	<8.0	**6,410**	<8.0	--	<80	<80	<80	--	--
1.121	PSG-01-67-5[4]	09/27/2021	Perimeter soil gas-01-67 air	<8.0	<8.0	<8.0	<8.0	<8.0	<8.0	<8.0	<8.0	<8.0	--	<80	<80	<80	--	--
1.121	PSG-01-67-15[4]	09/27/2021	Perimeter soil gas-01-67 air	<8.0	<8.0	<8.0	<8.0	<8.0	**51**	<8.0	**646**	<8.0	--	<80	<80	<80	--	--
1.121	PSG-01-75-14.5[4]	09/24/2021	Perimeter soil gas-01-75 air	**259**	**1.0 J**	<8.0	<8.0	<8.0	**43**	<8.0	**1,270**	<8.0	--	<80	<80	<80	--	--
1.121	PSG-01-76-15[4]	09/24/2021	Perimeter soil gas-01-76 air	**33**	<8.0	<8.0	<8.0	<8.0	**12**	<8.0	**82**	<8.0	--	<80	<80	<80	--	--
1.121	PSG-01-77-5[4]	09/24/2021	Perimeter soil gas-01-77 air	<8.0	<8.0	<8.0	<8.0	<8.0	<8.0	<8.0	**6.0 J**	<8.0	--	<80	<80	<80	--	--
1.121	PSG-01-77-15[4]	09/24/2021	Perimeter soil gas-01-77 air	**36**	<8.0	<8.0	<8.0	<8.0	**28**	<8.0	**411**	<8.0	--	<80	<80	<80	--	--
1.121	PSG-01-77-15 REP[4]	09/24/2021	Perimeter soil gas-01-77 air (Replicate)	**36**	<8.0	<8.0	<8.0	<8.0	**28**	<8.0	**413**	<8.0	--	<80	<80	<80	--	--
1.121	1.121-AA-042722	04/27/2022	RESAMPLE Outdoor air	<0.099	<0.10	<0.10	<0.20	<0.099	<0.17	<0.14	<0.13	<0.13	--	--	--	--	--	--
1.121	1.121-01-042722	04/27/2022	RESAMPLE Living room air (1st Floor)	<0.099	<0.10	**0.79**	<0.20	<0.099	<0.17	<0.14	**2.6 J**	<0.13	--	--	--	--	--	--
1.121	1.121-02-042722	04/27/2022	RESAMPLE Bathroom air (1st Floor)	<0.099	<0.10	**2.0**	<0.20	<0.099	**0.72**	<0.14	**2.8 J**	<0.13	--	--	--	--	--	--
1.121	1.121-03-042722	04/27/2022	RESAMPLE Bedroom air (1st Floor)	<0.099	<0.10	**2.3**	<0.20	<0.099	<0.17	<0.14	**2.8 J**	<0.13	--	--	--	--	--	--
1.121	PSG-01-58-5[4]	05/13/2022	Perimeter soil gas-01-58 air	<4.0	<4.0	<4.0	<4.0	<4.0	<4.0	<4.0	<4.0	<4.0	--	<40	<40	<40	--	--
1.121	PSG-01-58-5 REP[4]	05/13/2022	Perimeter soil gas-01-58 air (Replicate)	<4.0	<4.0	<4.0	<4.0	<4.0	<4.0	<4.0	<4.0	<4.0	--	<40	<40	<40	--	--
1.121	PSG-01-66-5[4]	05/16/2022	Perimeter soil gas-01-66 air	<4.0	<4.0	<4.0	<4.0	<4.0	<4.0	<4.0	**18 J**	<4.0 UJ	--	<40	<40	<40	--	--
1.121	PSG-01-66-15[4]	05/16/2022	Perimeter soil gas-01-66 air	**411**	<4.0	<4.0	<4.0	<4.0	**178**	<4.0	**5,950 J**	<4.0 UJ	--	<40	<40	<40	--	--
1.121	PSG-01-67-5[4]	05/16/2022	Perimeter soil gas-01-67 air	<4.0	<4.0	<4.0	<4.0	<4.0	**7.0**	<4.0	**6.0 J**	<4.0 UJ	--	<40	<40	<40	--	--
1.121	PSG-01-67-15[4]	05/16/2022	Perimeter soil gas-01-67 air	<4.0	<4.0	<4.0	<4.0	<4.0	**48**	<4.0	**471 J**	<4.0 UJ	--	<40	<40	<40	--	--
1.121	PSG-01-74-15[4]	05/16/2022	Perimeter soil gas-01-74 air	<4.0	<4.0	<4.0	<4.0	<4.0	**11**	<4.0	<4.0	<4.0	--	<40	<40	<40	--	--
1.121	PSG-01-75-14.5[4]	05/16/2022	Perimeter soil gas-01-75 air	**212 J+**	<4.0	<4.0	<4.0	<4.0	**34**	<4.0	**891**	<4.0	--	<40	<40	<40	--	--
1.121	PSG-01-77-5[4]	05/16/2022	Perimeter soil gas-01-77 air	<4.0	<4.0	<4.0	<4.0	<4.0	**4.0**	<4.0	**21**	<4.0	--	<40	<40	<40	--	--
1.121	PSG-01-77-15[4]	05/16/2022	Perimeter soil gas-01-77 air	**35 J+**	<4.0	<4.0	<4.0	<4.0	**32**	<4.0	**396**	<4.0	--	<40	<40	<40	--	--
1.121	1.121-AA-052522	05/25/2022	RESAMPLE Outdoor air	<0.099	<0.10	<0.10	<0.20	<0.099	<0.17	<0.14	<0.13	<0.13	--	--	--	--	--	--
1.121	1.121-01-052522	05/25/2022	RESAMPLE Living room air (1st Floor)	<0.099	<0.10	**0.40**	<0.20	<0.099	<0.17	<0.14	<0.13	<0.13	--	--	--	--	--	--
1.121	1.121-11-052522	05/25/2022	RESAMPLE Living room air (1st Floor) (Replicate)	<0.099	<0.10	**0.45**	<0.20	<0.099	<0.17	<0.14	<0.13	<0.13	--	--	--	--	--	--
1.121	1.121-02-052522	05/25/2022	RESAMPLE Bathroom air (1st Floor)	<0.099	<0.10	**1.1**	<0.20	<0.099	<0.17	<0.14	<0.13	<0.13	--	--	--	--	--	--
1.121	1.121-03-052522	05/25/2022	RESAMPLE Bedroom air (1st Floor)	<0.099	<0.10	**1.0 J+**	<0.20	<0.099	<0.17	<0.14	<0.13	<0.13	--	--	--	--	--	--
1.121	PSG-01-58-5[4]	05/13/2022	Perimeter soil gas-01-58 air	<4.0	<4.0	<4.0	<4.0	<4.0	<4.0	<4.0	<4.0	<4.0	--	<40	<40	<40	--	--
1.121	PSG-01-58-5 REP[4]	05/13/2022	Perimeter soil gas-01-58 air (Replicate)	<4.0	<4.0	<4.0	<4.0	<4.0	<4.0	<4.0	<4.0	<4.0	--	<40	<40	<40	--	--
1.121	PSG-01-66-5[4]	05/16/2022	Perimeter soil gas-01-66 air	<4.0	<4.0	<4.0	<4.0	<4.0	<4.0	<4.0	**18 J**	<4.0 UJ	--	<40	<40	<40	--	--
1.121	PSG-01-66-15[4]	05/16/2022	Perimeter soil gas-01-66 air	**411**	<4.0	<4.0	<4.0	<4.0	**178**	<4.0	**5,950 J**	<4.0 UJ	--	<40	<40	<40	--	--
1.121	PSG-01-67-5[4]	05/16/2022	Perimeter soil gas-01-67 air	<4.0	<4.0	<4.0	<4.0	<4.0	**7.0**	<4.0	**6.0 J**	<4.0 UJ	--	<40	<40	<40	--	--
1.121	PSG-01-67-15[4]	05/16/2022	Perimeter soil gas-01-67 air	<4.0	<4.0	<4.0	<4.0	<4.0	**48**	<4.0	**471 J**	<4.0 UJ	--	<40	<40	<40	--	--
1.121	PSG-01-75-14.5[4]	05/16/2022	Perimeter soil gas-01-75 air	**212 J+**	<4.0	<4.0	<4.0	<4.0	**34**	<4.0	**891**	<4.0	--	<40	<40	<40	--	--
1.121	PSG-01-77-5[4]	05/16/2022	Perimeter soil gas-01-77 air	<4.0	<4.0	<4.0	<4.0	<4.0	**4.0**	<4.0	**21**	<4.0	--	<40	<40	<40	--	--
1.121	PSG-01-77-15[4]	05/16/2022	Perimeter soil gas-01-77 air	**35 J+**	<4.0	<4.0	<4.0	<4.0	**32**	<4.0	**396**	<4.0	--	<40	<40	<40	--	--
1.121	1.121-AA-120222	12/02/2022	RESAMPLE Outdoor air	<0.099	<0.10	**0.10**	<0.20	<0.099	**2.4 J-**	<0.14	<0.13	<0.13	--	--	--	--	--	--
1.121	1.121-01-120222	12/02/2022	RESAMPLE Living room air (1st Floor)	<0.099	<0.10	**0.72**	<0.20	<0.099	<0.17	<0.14	<0.13	<0.13	--	--	--	--	--	--
1.121	1.121-11-120222	12/02/2022	RESAMPLE Living room air (1st Floor) (Replicate)	<0.099 UJ	<0.10 UJ	**0.72 J**	<0.20 UJ	<0.099 UJ	<0.17 UJ	<0.14 UJ	<0.13 UJ	<0.13 UJ	--	--	--	--	--	--
1.121	1.121-02-120222	12/02/2022	RESAMPLE Bathroom air (1st Floor)	<0.099	<0.10	**1.5**	<0.20	<0.099	<0.17	<0.14	<0.13	<0.13	--	--	--	--	--	--
1.121	1.121-03-120222	12/02/2022	RESAMPLE Bedroom air (1st Floor)	<0.099	<0.10	**1.3**	<0.20	<0.099	**0.27**	<0.14	**0.35**	<0.13	--	--	--	--	--	--
1.126	1.126-AA-121819	12/18/2019	Outdoor air	<0.099	<0.10	<0.10	<0.099	<0.099	<0.17	<0.14	<0.13	<0.13	--	--	--	--	--	--
1.126	1.126-01-121819	12/18/2019	Family room air (1st Floor)	<0.099	<0.10	**0.55**	<0.099	<0.099	**1.5**	<0.14	<0.13	<0.13	--	--	--	--	--	--
1.126	1.126-02-121819	12/18/2019	Bathroom air (1st Floor)	<0.099	<0.10	**0.53**	<0.099	<0.099	**1.4**	<0.14	<0.13	<0.13	--	--	--	--	--	--
1.126	1.126-03-121819	12/18/2019	Bedroom air (2nd Floor)	<0.099	<0.10	**0.50**	<0.099	<0.099	**1.7**	<0.14	<0.13	<0.13	--	--	--	--	--	--
1.126	PSG-01-58-5 [4]	08/26/2019	Perimeter soil gas-01-58	<8.0	<8.0	<8.0	<8.0	<8.0	**16**	<8.0	<8.0	<8.0	--	<80	<80	<80	--	--
1.126	PSG-01-66-15 [4]	08/27/2019	Perimeter soil gas-01-66	**328**	<8.0	<8.0	<8.0	<8.0	**179**	<8.0	**6,230**	<8.0 UJ	--	<80	<80	<80	--	--
1.126	PSG-01-67-5 [4]	08/27/2019	Perimeter soil gas-01-67	<8.0	<8.0	<8.0	<8.0	<8.0	**46**	<8.0	**6.0 J**	<8.0 UJ	--	<80	<80	<80	--	--
1.126	PSG-01-67-15 [4]	08/27/2019	Perimeter soil gas-01-67	**20**	<8.0	<8.0	<8.0	<8.0	**77**	<8.0	**1,760**	<8.0 UJ	--	<80	<80	<80	--	--
1.126	1.126-AA-010320	01/03/2020	RESAMPLE Outdoor air	<0.099	<0.10	**0.11**	<0.099	<0.099	**0.18**	<0.14	<0.13	<0.13	--	--	--	--	--	--
1.126	1.126-01-010320	01/03/2020	RESAMPLE Family room air (1st Floor)	<0.099	<0.10	**0.35**	<0.099	<0.099	**1.6**	<0.14	<0.13	<0.13	--	--	--	--	--	--
1.126	1.126-11-010320	01/03/2020	RESAMPLE Family room air (1st Floor) (Duplicate)	<0.099	<0.10	**0.36**	<0.099	<0.099	**1.7**	<0.14	<0.13	<0.13	--	--	--	--	--	--
1.126	1.126-02-010320	01/03/2020	RESAMPLE Bathroom air (1st Floor)	<0.099	<0.10	**0.24**	<0.099	<0.099	**1.6**	<0.14	<0.13	<0.13	--	--	--	--	--	--
1.126	1.126-03-010320	01/03/2020	RESAMPLE Bedroom air (2nd Floor)	<0.099	<0.10	**0.40**	<0.099	<0.099	**2.3**	<0.14	<0.13	<0.13	--	--	--	--	--	--
1.126	PSG-01-75-5 [4]	11/26/2019	Perimeter soil gas-01-75	<8.0	<8.0	<8.0	<8.0	<8.0	**17**	<8.0	<8.0	<8.0	--	<80	<80	<80	--	--

TABLE A-6

HISTORICAL RESIDENTIAL INDOOR AIR AND SOIL GAS SAMPLING RESULTS
Former Ford Aeronutronic Facility
Newport Beach, California

Building ID	Sample ID	Date [2]	Location Description	Volatile Organic Compounds [1] (µg/m³)									Leak Detection Compounds [1]					
				1,1-DCE	1,1-DCA	1,2-DCA	cis-1,2-DCE	trans-1,2-DCE	PCE	1,1,1-TCA	TCE	Vinyl Chloride	Helium (ppmv)	Heptane (µg/m³)	Hexane (µg/m³)	Pentane (µg/m³)	TFA (µg/m³)	DFA (µg/m³)
1.126	PSG-01-75-14.5 [4]	11/26/2019	Perimeter soil gas-01-75	**247**	<8.0	<8.0	<8.0	<8.0	**32**	<8.0	**1,070**	<8.0	--	<80	<80	<80	--	--
1.126	PSG-01-76-5 [4]	11/26/2019	Perimeter soil gas-01-76	<8.0	<8.0	<8.0	<8.0	<8.0	<8.0	<8.0	<8.0	<8.0	--	<80	<80	<80	--	--
1.126	PSG-01-76-15 [4]	11/26/2019	Perimeter soil gas-01-76	**28**	<8.0	<8.0	<8.0	<8.0	<8.0	<8.0	**78**	<8.0	--	<80	<80	<80	--	--
1.126	PSG-01-77-5 [4]	11/26/2019	Perimeter soil gas-01-77	<8.0	<8.0	<8.0	<8.0	<8.0	**26**	<8.0	**123**	<8.0	--	<80	<80	<80	--	--
1.126	PSG-01-77-5 REP [4]	11/26/2019	Perimeter soil gas-01-77 (Replicate)	<8.0	<8.0	<8.0	<8.0	<8.0	**26**	<8.0	**112**	<8.0	--	<80	<80	<80	--	--
1.126	PSG-01-77-15 [4]	11/26/2019	Perimeter soil gas-01-77	**17**	<8.0	<8.0	<8.0	<8.0	**15**	<8.0	**254**	<8.0	--	<80	<80	<80	--	--
1.129	1.129-AA-101521	10/15/2021	Outdoor air	<0.099	<0.10	<0.10	<0.099	<0.099	<0.17	<0.14	<0.13	<0.13	--	--	--	--	--	--
1.129	1.129-01-101521	10/15/2021	Living room air (1st Floor)	<0.099	<0.10	<0.10	<0.099	<0.099	<0.17	<0.14	<0.13	<0.13	--	--	--	--	--	--
1.129	1.129-11-101521	10/15/2021	Living room air (1st Floor) (Replicate)	<0.099	<0.10	<0.10	<0.099	<0.099	<0.17	<0.14	<0.13	<0.13	--	--	--	--	--	--
1.129	1.129-02-101521	10/15/2021	Bathroom air (1st Floor)	<0.099	<0.10	<0.10	<0.099	<0.099	<0.17	<0.14	<0.13	<0.13	--	--	--	--	--	--
1.129	1.129-03-101521	10/15/2021	Bedroom air (1st Floor)	<0.099	<0.10	<0.10	<0.099	<0.099	<0.17	<0.14	<0.13	<0.13	--	--	--	--	--	--
1.129	PSG-01-78-5 [4]	09/28/2021	Perimeter soil gas-01-78 air	<8.0	<8.0	<8.0	**5.0 J**	<8.0	**52**	<8.0	**257**	<8.0	--	<80	<80	<80	--	--
1.129	PSG-01-78-13 [4]	09/28/2021	Perimeter soil gas-01-78 air	**238**	**12**	<8.0	**618**	**224**	**1,200**	<8.0	**17,000**	**18**	--	<80	<80	<80	--	--
1.129	PSG-01-78-13 REP [4]	09/28/2021	Perimeter soil gas-01-78 air (Replicate)	**265**	**11**	<8.0	**666**	**228**	**1,280**	<8.0	**18,000**	**16**	--	<80	<80	<80	--	--
1.129	PSG-01-79-13 [4]	09/28/2021	Perimeter soil gas-01-79 air	**590**	**13**	**18**	**3,330**	**1,030**	**432**	<8.0	**12,200**	**109**	--	<80	<80	<80	--	--
1.129	PSG-01-80-13 [4]	09/28/2021	Perimeter soil gas-01-80 air	**283**	**13**	**33**	**796**	**224**	**959**	<8.0	**16,500**	**21**	--	<80	<80	<80	--	--
1.129	PSG-01-81-5 [4]	09/28/2021	Perimeter soil gas-01-81 air	<8.0	<8.0	<8.0	**9.0**	**6.0 J**	**33**	<8.0	**261**	<8.0	--	<80	<80	<80	--	--
1.129	PSG-01-81-14 [4]	09/28/2021	Perimeter soil gas-01-81 air	**637**	**14**	**40**	**670**	**96**	**1,030**	<8.0	**18,200**	**118**	--	<80	<80	<80	--	--
1.129	PSG-01-82-5 [4]	09/28/2021	Perimeter soil gas-01-82 air	<8.0	<8.0	<8.0	<8.0	<8.0	<8.0	<8.0	**16**	<8.0	--	<80	<80	<80	--	--
1.129	PSG-01-82-14 [4]	09/28/2021	Perimeter soil gas-01-82 air	**471**	<8.0	<8.0	**797**	**339**	**125**	<8.0	**4,260**	**279**	--	<80	<80	<80	--	--
1.129	PSG-01-83-13.5 [4]	09/28/2021	Perimeter soil gas-01-83 air	**273**	<8.0	<8.0	**248**	**54**	**36**	<8.0	**1,420**	**158**	--	<80	<80	<80	--	--
1.129	1.129-AA-040822	04/08/2022	RESAMPLE Outdoor air	<0.099	<0.10	<0.10	<0.20	<0.099	<0.17	<0.14	<0.13	<0.13	--	--	--	--	--	--
1.129	1.129-01-040822	04/08/2022	RESAMPLE Living room air (1st Floor)	<0.099	<0.10	**0.13**	<0.20	<0.099	<0.17	<0.14	<0.13	<0.13	--	--	--	--	--	--
1.129	1.129-02-040822	04/08/2022	RESAMPLE Bathroom air (1st Floor)	<0.099	<0.10	**0.12**	<0.20	<0.099	<0.17	<0.14	<0.13	<0.13	--	--	--	--	--	--
1.129	1.129-03-040822	04/08/2022	RESAMPLE Bedroom air (1st Floor)	<0.099	<0.10	**0.13**	<0.20	<0.099	<0.17	<0.14	<0.13	<0.13	--	--	--	--	--	--
1.129	PSG-01-78-5 [4]	05/13/2022	Perimeter soil gas-01-78 air	<4.0	<4.0	<4.0	<4.0	<4.0	**68 J+**	<4.0	**171 J**	<4.0 UJ	--	<40	<40	<40	--	--
1.129	PSG-01-78-13 [4]	05/13/2022	Perimeter soil gas-01-78 air	**283**	**15**	**18**	**708**	**265**	**1,140 J+**	<4.0	**14,700 J**	**33 J**	--	<40	<40	<40	--	--
1.129	PSG-01-78-13 REP [4]	05/13/2022	Perimeter soil gas-01-78 air (Replicate)	**277**	**15**	**18**	**692**	**259**	**1,100 J+**	<4.0	**14,300 J**	**33 J**	--	<40	<40	<40	--	--
1.129	PSG-01-79-13 [4]	05/13/2022	Perimeter soil gas-01-79 air	**625**	**17**	**26**	**3,120**	**1,130**	**345 J+**	<4.0	**9,170 J**	**238 J**	--	<40	<40	<40	--	--
1.129	PSG-01-80-13 [4]	05/16/2022	Perimeter soil gas-01-80 air	**407 J+**	**17**	**50**	**948**	**315**	**988**	<4.0	**17,200**	**65 J+**	--	<40	<40	<40	--	--
1.129	PSG-01-81-14 [4]	05/13/2022	Perimeter soil gas-01-81 air	**669**	**13**	**50 J+**	**735**	**126**	**641**	<4.0	**11,400**	**225**	--	<40	<40	<40	--	--
1.129	PSG-01-82-14 [4]	05/16/2022	Perimeter soil gas-01-82 air	**271 J+**	<4.0	<4.0	**224**	**57**	**21**	<4.0	**946**	**255 J+**	--	<40	<40	<40	--	--
1.129	PSG-01-83-13.5 [4]	05/16/2022	Perimeter soil gas-01-83 air	**492 J+**	**5.0**	**8.0**	**816**	**328**	**94**	<4.0	**3,250**	**522 J+**	--	<40	<40	<40	--	--
1.130	1.130-AA-101521	10/15/2021	Outdoor air	<0.099	<0.10	<0.10	<0.099	<0.099	<0.17		<0.13	<0.13	--	--	--	--	--	--
1.130	1.130-01-101521	10/15/2021	Living room air (2nd Floor)	<0.099	<0.10	<0.10	<0.099	<0.099	<0.17	<0.14	<0.13	<0.13	--	--	--	--	--	--
1.130	1.130-02-101521	10/15/2021	Bathroom air (2nd Floor)	<0.15	<0.15	<0.15	<0.15	<0.15	<0.26	<0.21	<0.20	<0.19	--	--	--	--	--	--
1.130	1.130-03-101521	10/15/2021	Bedroom air (2nd Floor)	<0.099	<0.10	**0.13**	<0.099	<0.099	<0.17	<0.14	<0.13	<0.13	--	--	--	--	--	--
1.130	PSG-01-78-5 [4]	09/28/2021	Perimeter soil gas-01-78 air	<8.0	<8.0	<8.0	**5.0 J**	<8.0	**52**	<8.0	**257**	<8.0	--	<80	<80	<80	--	--
1.130	PSG-01-78-13 [4]	09/28/2021	Perimeter soil gas-01-78 air	**238**	**12**	<8.0	**618**	**224**	**1,200**	<8.0	**17,000**	**18**	--	<80	<80	<80	--	--
1.130	PSG-01-78-13 REP [4]	09/28/2021	Perimeter soil gas-01-78 air (Replicate)	**265**	**11**	<8.0	**666**	**228**	**1,280**	<8.0	**18,000**	**16**	--	<80	<80	<80	--	--
1.130	PSG-01-79-13 [4]	09/28/2021	Perimeter soil gas-01-79 air	**590**	**13**	**18**	**3,330**	**1,030**	**432**	<8.0	**12,200**	**109**	--	<80	<80	<80	--	--
1.130	PSG-01-80-13 [4]	09/28/2021	Perimeter soil gas-01-80 air	**283**	**13**	**33**	**796**	**224**	**959**	<8.0	**16,500**	**21**	--	<80	<80	<80	--	--
1.130	PSG-01-81-5 [4]	09/28/2021	Perimeter soil gas-01-81 air	<8.0	<8.0	<8.0	**9.0**	**6.0 J**	**33**	<8.0	**261**	<8.0	--	<80	<80	<80	--	--
1.130	PSG-01-81-14 [4]	09/28/2021	Perimeter soil gas-01-81 air	**637**	**14**	**40**	**670**	**96**	**1,030**	<8.0	**18,200**	**118**	--	<80	<80	<80	--	--
1.130	PSG-01-82-5 [4]	09/28/2021	Perimeter soil gas-01-82 air	<8.0	<8.0	<8.0	<8.0	<8.0	<8.0	<8.0	**16**	<8.0	--	<80	<80	<80	--	--
1.130	PSG-01-82-14 [4]	09/28/2021	Perimeter soil gas-01-82 air	**471**	<8.0	<8.0	**797**	**339**	**125**	<8.0	**4,260**	**279**	--	<80	<80	<80	--	--
1.130	PSG-01-83-13.5 [4]	09/28/2021	Perimeter soil gas-01-83 air	**273**	<8.0	<8.0	**248**	**54**	**36**	<8.0	**1,420**	**158**	--	<80	<80	<80	--	--
1.130	1.130-AA-041322	04/13/2022	RESAMPLE Outdoor air	<0.099	<0.10	<0.10	<0.20	<0.099	<0.17	<0.14	<0.13	<0.13	--	--	--	--	--	--
1.130	1.130-01-041322	04/13/2022	RESAMPLE Living room air (2nd Floor)	<0.099	<0.10	**0.11**	<0.20	<0.099	<0.17	<0.14	<0.13	<0.13	--	--	--	--	--	--
1.130	1.130-02-041322	04/13/2022	RESAMPLE Bathroom air (2nd Floor)	<0.099	<0.10	<0.10	<0.20	<0.099	<0.17	<0.14	<0.13	<0.13	--	--	--	--	--	--
1.130	1.130-03-041322	04/13/2022	RESAMPLE Bedroom air (2nd Floor)	<0.099	<0.10	**0.11**	<0.20	<0.099	<0.17	<0.14	<0.13	<0.13	--	--	--	--	--	--
1.130	PSG-01-78-5 [4]	05/13/2022	Perimeter soil gas-01-78 air	<4.0	<4.0	<4.0	<4.0	<4.0	**68 J+**	<4.0	**171 J**	<4.0 UJ	--	<40	<40	<40	--	--
1.130	PSG-01-78-13 [4]	05/13/2022	Perimeter soil gas-01-78 air	**283**	**15**	**18**	**708**	**265**	**1,140 J+**	<4.0	**14,700 J**	**33 J**	--	<40	<40	<40	--	--
1.130	PSG-01-78-13 REP [4]	05/13/2022	Perimeter soil gas-01-78 air (Replicate)	**277**	**15**	**18**	**692**	**259**	**1,100 J+**	<4.0	**14,300 J**	**33 J**	--	<40	<40	<40	--	--
1.130	PSG-01-79-13 [4]	05/13/2022	Perimeter soil gas-01-79 air	**625**	**17**	**26**	**3,120**	**1,130**	**345 J+**	<4.0	**9,170 J**	**238 J**	--	<40	<40	<40	--	--
1.130	PSG-01-80-13 [4]	05/16/2022	Perimeter soil gas-01-80 air	**407 J+**	**17**	**50**	**948**	**315**	**988**	<4.0	**17,200**	**65 J+**	--	<40	<40	<40	--	--

TABLE A-6

HISTORICAL RESIDENTIAL INDOOR AIR AND SOIL GAS SAMPLING RESULTS
Former Ford Aeronutronic Facility
Newport Beach, California

Building ID	Sample ID	Date [2]	Location Description	Volatile Organic Compounds [1] (µg/m³)									Leak Detection Compounds [1]					
				1,1-DCE	1,1-DCA	1,2-DCA	cis-1,2-DCE	trans-1,2-DCE	PCE	1,1,1-TCA	TCE	Vinyl Chloride	Helium (ppmv)	Heptane (µg/m³)	Hexane (µg/m³)	Pentane (µg/m³)	TFA (µg/m³)	DFA (µg/m³)
1.130	PSG-01-81-14 [4]	05/13/2022	Perimeter soil gas-01-81 air	**669**	**13**	**50 J+**	**735**	**126**	**641**	<4.0	**11,400**	**225**	--	<40	<40	<40	--	--
1.130	PSG-01-82-14 [4]	05/16/2022	Perimeter soil gas-01-82 air	**271 J+**	<4.0	<4.0	**224**	**57**	**21**	<4.0	**946**	**255 J+**	--	<40	<40	<40	--	--
1.130	PSG-01-83-13.5 [4]	05/16/2022	Perimeter soil gas-01-83 air	**492 J+**	**5.0**	**8.0**	**816**	**328**	**94**	<4.0	**3,250**	**522 J+**	--	<40	<40	<40	--	--
1.131	1.131-AA-100621	10/06/2021	Outdoor air	<0.099	<0.10	<0.10	<0.099	<0.099	<0.17	<0.14	<0.13	<0.13	--	--	--	--	--	--
1.131	1.131-01-100621	10/06/2021	Living room air (1st Floor)	<0.099	<0.10	**1.3**	<0.099	<0.099	<0.17	<0.14	<0.13	<0.13	--	--	--	--	--	--
1.131	1.131-02-100621	10/06/2021	Bathroom air (1st Floor)	<0.099	<0.10	**1.2**	<0.099	<0.099	<0.17	<0.14	<0.13	<0.13	--	--	--	--	--	--
1.131	1.131-03-100621	10/06/2021	Bedroom (master) air (1st Floor)	<0.099	<0.10	**1.4**	<0.099	<0.099	<0.17	<0.14	<0.13	<0.13	--	--	--	--	--	--
1.131	PSG-01-78-5 [4]	09/28/2021	Perimeter soil gas-01-78 air	<8.0	<8.0	<8.0	**5.0 J**	<8.0	**52**	<8.0	**257**	<8.0	--	<80	<80	<80	--	--
1.131	PSG-01-78-13 [4]	09/28/2021	Perimeter soil gas-01-78 air	**238**	**12**	<8.0	**618**	**224**	**1,200**	<8.0	**17,000**	**18**	--	<80	<80	<80	--	--
1.131	PSG-01-78-13 REP [4]	09/28/2021	Perimeter soil gas-01-78 air (Replicate)	**265**	**11**	<8.0	**666**	**228**	**1,280**	<8.0	**18,000**	**16**	--	<80	<80	<80	--	--
1.131	PSG-01-79-13 [4]	09/28/2021	Perimeter soil gas-01-79 air	**590**	**13**	**18**	**3,330**	**1,030**	**432**	<8.0	**12,200**	**109**	--	<80	<80	<80	--	--
1.131	PSG-01-80-13 [4]	09/28/2021	Perimeter soil gas-01-80 air	**283**	**13**	**33**	**796**	**224**	**959**	<8.0	**16,500**	**21**	--	<80	<80	<80	--	--
1.131	PSG-01-81-5 [4]	09/28/2021	Perimeter soil gas-01-81 air	<8.0	<8.0	<8.0	**9.0**	**6.0 J**	**33**	<8.0	**261**	<8.0	--	<80	<80	<80	--	--
1.131	PSG-01-81-14 [4]	09/28/2021	Perimeter soil gas-01-81 air	**637**	**14**	**40**	**670**	**96**	**1,030**	<8.0	**18,200**	**118**	--	<80	<80	<80	--	--
1.131	PSG-01-82-5 [4]	09/28/2021	Perimeter soil gas-01-82 air	<8.0	<8.0	<8.0	<8.0	<8.0	<8.0	<8.0	**16**	<8.0	--	<80	<80	<80	--	--
1.131	PSG-01-82-14 [4]	09/28/2021	Perimeter soil gas-01-82 air	**471**	<8.0	<8.0	**797**	**339**	**125**	<8.0	**4,260**	**279**	--	<80	<80	<80	--	--
1.131	PSG-01-83-13.5 [4]	09/28/2021	Perimeter soil gas-01-83 air	**273**	<8.0	<8.0	**248**	**54**	**36**	<8.0	**1,420**	**158**	--	<80	<80	<80	--	--
1.131	1.131-AA-042222	04/22/2022	RESAMPLE Outdoor air	<0.099	<0.10	<0.10	<0.20	<0.099	<0.17	<0.14	<0.13	<0.13	--	--	--	--	--	--
1.131	1.131-01-042222 [7]	04/22/2022	RESAMPLE Living room air (1st Floor)	<0.21	<0.21	**0.73**	<0.41	<0.21	<0.35	<0.29	<0.28	<0.27	--	--	--	--	--	--
1.131	1.131-02-042222 [7]	04/22/2022	RESAMPLE Bathroom air (1st Floor)	<0.49	<0.50	**0.93**	<0.98	<0.49	<0.84	<0.67	<0.66	<0.63	--	--	--	--	--	--
1.131	1.131-03-042222	04/22/2022	RESAMPLE Bedroom (master) air (1st Floor)	<0.099	<0.10	**1.0**	<0.20	<0.099	<0.17	<0.14	<0.13	<0.13	--	--	--	--	--	--
1.131	PSG-01-78-5 [4]	05/13/2022	Perimeter soil gas-01-78 air	<4.0	<4.0	<4.0	<4.0	<4.0	**68 J+**	<4.0	**171 J**	<4.0 UJ	--	<40	<40	<40	--	--
1.131	PSG-01-78-13 [4]	05/13/2022	Perimeter soil gas-01-78 air	**283**	**15**	**18**	**708**	**265**	**1,140 J+**	<4.0	**14,700 J**	**33 J**	--	<40	<40	<40	--	--
1.131	PSG-01-78-13 REP [4]	05/13/2022	Perimeter soil gas-01-78 air (Replicate)	**277**	**15**	**18**	**692**	**259**	**1,100 J+**	<4.0	**14,300 J**	**33 J**	--	<40	<40	<40	--	--
1.131	PSG-01-79-13 [4]	05/13/2022	Perimeter soil gas-01-79 air	**625**	**17**	**26**	**3,120**	**1,130**	**345 J+**	<4.0	**9,170 J**	**238 J**	--	<40	<40	<40	--	--
1.131	PSG-01-80-13 [4]	05/16/2022	Perimeter soil gas-01-80 air	**407 J+**	**17**	**50**	**948**	**315**	**988**	<4.0	**17,200**	**65 J+**	--	<40	<40	<40	--	--
1.131	PSG-01-81-14 [4]	05/13/2022	Perimeter soil gas-01-81 air	**669**	**13**	**50 J+**	**735**	**126**	**641**	<4.0	**11,400**	**225**	--	<40	<40	<40	--	--
1.131	PSG-01-82-14 [4]	05/16/2022	Perimeter soil gas-01-82 air	**271 J+**	<4.0	<4.0	**224**	**57**	**21**	<4.0	**946**	**255 J+**	--	<40	<40	<40	--	--
1.131	PSG-01-83-13.5 [4]	05/16/2022	Perimeter soil gas-01-83 air	**492 J+**	**5.0**	**8.0**	**816**	**328**	**94**	<4.0	**3,250**	**522 J+**	--	<40	<40	<40	--	--
1.133	1.133-AA-100621	10/06/2021	Outdoor air	<0.099	<0.10	**0.23**	<0.099	<0.099	<0.17	<0.14	**0.18**	<0.13	--	--	--	--	--	--
1.133	1.133-01-100621	10/06/2021	Living room air (1st Floor)	<0.099	<0.10	<0.10	<0.099	<0.099	<0.17 U	<0.14	<0.13	<0.13	--	--	--	--	--	--
1.133	1.133-11-100621	10/06/2021	Living room air (1st Floor) (Replicate)	<0.099	<0.10	<0.10	<0.099	<0.099	**0.43 J**	<0.14	<0.13	<0.13	--	--	--	--	--	--
1.133	1.133-02-100621	10/06/2021	Bathroom air (1st Floor)	<0.099	<0.10	<0.10	<0.099	<0.099	<0.17	<0.14	<0.13	<0.13	--	--	--	--	--	--
1.133	1.133-03-100621	10/06/2021	Bedroom (master) air (2nd Floor)	<0.099	<0.10	**0.20**	<0.099	<0.099	<0.17	<0.14	<0.13	<0.13	--	--	--	--	--	--
1.133	PSG-01-78-5 [4]	09/28/2021	Perimeter soil gas-01-78 air	<8.0	<8.0	<8.0	**5.0 J**	<8.0	**52**	<8.0	**257**	<8.0	--	<80	<80	<80	--	--
1.133	PSG-01-78-13 [4]	09/28/2021	Perimeter soil gas-01-78 air	**238**	**12**	<8.0	**618**	**224**	**1,200**	<8.0	**17,000**	**18**	--	<80	<80	<80	--	--
1.133	PSG-01-78-13 REP[4]	09/28/2021	Perimeter soil gas-01-78 air (Replicate)	**265**	**11**	<8.0	**666**	**228**	**1,280**	<8.0	**18,000**	**16**	--	<80	<80	<80	--	--
1.133	PSG-01-79-13 [4]	09/28/2021	Perimeter soil gas-01-79 air	**590**	**13**	**18**	**3,330**	**1,030**	**432**	<8.0	**12,200**	**109**	--	<80	<80	<80	--	--
1.133	PSG-01-80-13 [4]	09/28/2021	Perimeter soil gas-01-80 air	**283**	**13**	**33**	**796**	**224**	**959**	<8.0	**16,500**	**21**	--	<80	<80	<80	--	--
1.133	PSG-01-81-5 [4]	09/28/2021	Perimeter soil gas-01-81 air	<8.0	<8.0	<8.0	**9.0**	**6.0 J**	**33**	<8.0	**261**	<8.0	--	<80	<80	<80	--	--
1.133	PSG-01-81-14 [4]	09/28/2021	Perimeter soil gas-01-81 air	**637**	**14**	**40**	**670**	**96**	**1,030**	<8.0	**18,200**	**118**	--	<80	<80	<80	--	--
1.133	PSG-01-82-5 [4]	09/28/2021	Perimeter soil gas-01-82 air	<8.0	<8.0	<8.0	<8.0	<8.0	<8.0	<8.0	**16**	<8.0	--	<80	<80	<80	--	--
1.133	PSG-01-82-14 [4]	09/28/2021	Perimeter soil gas-01-82 air	**471**	<8.0	<8.0	**797**	**339**	**125**	<8.0	**4,260**	**279**	--	<80	<80	<80	--	--
1.133	PSG-01-83-13.5 [4]	09/28/2021	Perimeter soil gas-01-83 air	**273**	<8.0	<8.0	**248**	**54**	**36**	<8.0	**1,420**	**158**	--	<80	<80	<80	--	--
1.139	1.139-AA-102921	10/29/2021	Outdoor air	<0.099	<0.10	<0.10	<0.099	<0.099	<0.17	<0.14	<0.13	<0.13	--	--	--	--	--	--
1.139	1.139-01-102921	10/29/2021	Living room air (1st Floor)	<0.099	<0.10	**0.11**	<0.099	<0.099	<0.17	<0.14	<0.13	<0.13	--	--	--	--	--	--
1.139	1.139-02-102921	10/29/2021	Bathroom air (1st Floor)	<0.099	<0.10	**0.11**	<0.099	<0.099	<0.17	<0.14	<0.13	<0.13	--	--	--	--	--	--
1.139	1.139-03-102921	10/29/2021	Bedroom air (1st Floor)	<0.099	<0.10	**0.11**	<0.099	<0.099	<0.17	<0.14	<0.13	<0.13	--	--	--	--	--	--
1.139	PSG-01-89-12.5 [4]	09/29/2021	Perimeter soil gas-01-89 air	**368**	**11**	**27**	**781**	**71**	**585**	<8.0	**11,900**	**98**	--	<80	<80	<80	--	--
1.139	1.139-AA-042222	04/22/2022	RESAMPLE Outdoor air	<0.099 UJ	<0.10 UJ	<0.10 UJ	<0.20 UJ	<0.099 UJ	<0.17 UJ	<0.14 UJ	<0.13 UJ	<0.13 UJ	--	--	--	--	--	--
1.139	1.139-01-042222	04/22/2022	RESAMPLE Living room air (1st Floor)	<0.099	<0.10	**0.17**	<0.20	<0.099	<0.17	<0.14	<0.13	<0.13	--	--	--	--	--	--
1.139	1.139-11-042222	04/22/2022	RESAMPLE Living room air (1st Floor) (Replicate)	<0.099	<0.10	**0.17**	<0.20	<0.099	<0.17	<0.14	<0.13	<0.13	--	--	--	--	--	--
1.139	1.139-02-042222	04/22/2022	RESAMPLE Bathroom air (1st Floor)	<0.099	<0.10	**0.15**	<0.20	<0.099	<0.17	<0.14	<0.13	<0.13	--	--	--	--	--	--
1.139	1.139-03-042222	04/22/2022	RESAMPLE Bedroom air (1st Floor)	<0.099	<0.10	**0.15**	<0.20	<0.099	<0.17	<0.14	<0.13	<0.13	--	--	--	--	--	--
1.139	PSG-01-85-12 [4]	05/11/2022	Perimeter soil gas-01-85 air	**1,110**	**22**	**69**	**539**	**115**	**2,350**	<4.0	**25,000 J**	**148 J**	--	<40	<40	<40	--	--
1.139	PSG-01-85-12 REP [4]	05/11/2022	Perimeter soil gas-01-85 air (Replicate)	**1,050**	**21**	**68**	**515**	**109**	**2,300**	<4.0	**23,800 J**	**143 J**	--	<40	<40	<40	--	--

TABLE A-6

HISTORICAL RESIDENTIAL INDOOR AIR AND SOIL GAS SAMPLING RESULTS
Former Ford Aeronutronic Facility
Newport Beach, California

Building ID	Sample ID	Date [2]	Location Description	Volatile Organic Compounds [1] (µg/m³)									Leak Detection Compounds [1]					
				1,1-DCE	1,1-DCA	1,2-DCA	cis-1,2-DCE	trans-1,2-DCE	PCE	1,1,1-TCA	TCE	Vinyl Chloride	Helium (ppmv)	Heptane (µg/m³)	Hexane (µg/m³)	Pentane (µg/m³)	TFA (µg/m³)	DFA (µg/m³)
1.139	PSG-01-86-13 [4]	05/11/2022	Perimeter soil gas-01-86 air	**758**	**8.0**	**30**	**313**	**60**	**714**	<4.0	**7,510 J**	**132 J**	--	<40	<40	<40	--	--
1.139	PSG-01-87-13 [4]	05/11/2022	Perimeter soil gas-01-87 air	**243**	<4.0	<4.0	**63**	<4.0	**133**	<4.0	**1,350 J**	**68 J**	--	<40	<40	<40	--	--
1.139	PSG-01-89-12.5 [4]	05/16/2022	Perimeter soil gas-01-89 air	**482 J+**	**10**	**23**	**799**	**82**	**431**	<4.0	**10,800**	**243 J+**	--	<40	<40	<40	--	--
1.139	PSG-01-89-12.5 REP [4]	05/16/2022	Perimeter soil gas-01-89 air (Replicate)	**490 J+**	**11**	**22**	**809**	**82**	**435**	<4.0	**10,900**	**260 J+**	--	<40	<40	<40	--	--
1.142	1.142-AA-031622	03/16/2022	Outdoor air	<0.099	<0.10	<0.10	<0.20	<0.099	<0.17	<0.14	<0.13	<0.13	--	--	--	--	--	--
1.142	1.142-01-031622	03/16/2022	Living room air (1st Floor)	<0.099	<0.10	**0.25**	<0.20	<0.099	<0.17	<0.14	<0.13	<0.13	--	--	--	--	--	--
1.142	1.142-02-031622	03/16/2022	Bathroom air (1st Floor)	<0.099	<0.10	**0.21**	<0.20	<0.099	<0.17	<0.14	**0.69**	<0.13	--	--	--	--	--	--
1.142	1.142-03-031622	03/16/2022	Bedroom air (2nd Floor)	<0.099	<0.10	**0.26**	<0.20	<0.099	<0.17	<0.14	<0.13	<0.13	--	--	--	--	--	--
1.142	PSG-01-85-12 [4]	01/28/2022	Perimeter soil gas-01-85 air	**1,120**	**20 J+**	**78 J+**	**586**	**106 J+**	**2,060**	<4.0	**19,900 J**	**112**	--	<40	<40	<40	--	--
1.142	PSG-01-86-5 [4]	01/28/2022	Perimeter soil gas-01-86 air	**34**	<4.0	<4.0	**89**	**9.0 J+**	**34**	<4.0	**237 J**	**16**	--	<40	<40	<40	--	--
1.142	PSG-01-86-5 REP [4]	01/28/2022	Perimeter soil gas-01-86 air (Replicate)	**42**	<4.0	<4.0	**115**	**11 J+**	**45**	<4.0	**309 J**	**19**	--	<40	<40	<40	--	--
1.142	PSG-01-86-13 [4]	01/28/2022	Perimeter soil gas-01-86 air	**656**	**6.0 J+**	**28 J+**	**287**	**51 J+**	**512**	<4.0	**6,060 J**	**88**	--	<40	<40	<40	--	--
1.142	PSG-01-87-13 [4]	01/28/2022	Perimeter soil gas-01-87 air	**308**	<4.0	<4.0	**82**	**15 J+**	**132**	<4.0	**1,660 J**	**72**	--	<40	<40	<40	--	--
1.142	PSG-01-89-12.5 [4]	01/27/2022	Perimeter soil gas-01-89 air	**456**	**12**	**27 J+**	**769**	**76**	**487**	<4.0	**14,300**	**197 J**	--	<40	<40	<40	--	--
1.142	1.142-AA-042722	04/27/2022	RESAMPLE Outdoor air	<0.099	<0.10	<0.10	<0.20	<0.099	<0.17	<0.14	<0.13	<0.13	--	--	--	--	--	--
1.142	1.142-01-042722	04/27/2022	RESAMPLE Living room air (1st Floor)	<0.099	<0.10	**0.28**	<0.20	<0.099	<0.17	<0.14	**0.17**	<0.13	--	--	--	--	--	--
1.142	1.142-11-042722	04/27/2022	RESAMPLE Living room air (1st Floor) (Replicate)	<0.099	<0.10	**0.24**	<0.20	<0.099	<0.17	<0.14	<0.13	<0.13	--	--	--	--	--	--
1.142	1.142-02-042722	04/27/2022	RESAMPLE Bathroom air (1st Floor)	<0.099	<0.10	**0.25**	<0.20	<0.099	<0.17	<0.14	<0.13	<0.13	--	--	--	--	--	--
1.142	1.142-03-042722	04/27/2022	RESAMPLE Bedroom air (2nd Floor)	<0.099	<0.10	**0.28**	<0.20	<0.099	<0.17	<0.14	<0.13	<0.13	--	--	--	--	--	--
1.142	PSG-01-85-12 [4]	05/11/2022	Perimeter soil gas-01-85 air	**1,110**	**22**	**69**	**539**	**115**	**2,350**	<4.0	**25,000 J**	**148 J**	--	<40	<40	<40	--	--
1.142	PSG-01-85-12 REP [4]	05/11/2022	Perimeter soil gas-01-85 air (Replicate)	**1,050**	**21**	**68**	**515**	**109**	**2,300**	<4.0	**23,800 J**	**143 J**	--	<40	<40	<40	--	--
1.142	PSG-01-86-13 [4]	05/11/2022	Perimeter soil gas-01-86 air	**758**	**8.0**	**30**	**313**	**60**	**714**	<4.0	**7,510 J**	**132 J**	--	<40	<40	<40	--	--
1.142	PSG-01-87-13 [4]	05/11/2022	Perimeter soil gas-01-87 air	**243**	<4.0	<4.0	**63**	<4.0	**133**	<4.0	**1,350 J**	**68 J**	--	<40	<40	<40	--	--
1.142	PSG-01-89-12.5 [4]	05/16/2022	Perimeter soil gas-01-89 air	**482 J+**	**10**	**23**	**799**	**82**	**431**	<4.0	**10,800**	**243 J+**	--	<40	<40	<40	--	--
1.142	PSG-01-89-12.5 REP [4]	05/16/2022	Perimeter soil gas-01-89 air (Replicate)	**490 J+**	**11**	**22**	**809**	**82**	**435**	<4.0	**10,900**	**260 J+**	--	<40	<40	<40	--	--
1.145	1.145-AA-031122	03/11/2022	Outdoor air	<0.099	<0.10	**0.11**	<0.20	<0.099	<0.17	<0.14	<0.13	<0.13	--	--	--	--	--	--
1.145	1.145-01-031122	03/11/2022	Living room air (2nd Floor)	<0.099	<0.10	**4.1**	<0.20	<0.099	<0.17	<0.14	<0.13	<0.13	--	--	--	--	--	--
1.145	1.145-11-031122	03/11/2022	Living room air (2nd Floor) (Replicate)	<0.099	<0.10	**4.1**	<0.20	<0.099	<0.17	<0.14	<0.13	<0.13	--	--	--	--	--	--
1.145	1.145-02-031122	03/11/2022	Bathroom air (2nd Floor)	<0.099	<0.10	**4.6**	<0.20	<0.099	<0.17	<0.14	<0.13	<0.13	--	--	--	--	--	--
1.145	1.145-03-031122	03/11/2022	Bedroom (master) air (2nd Floor)	<0.099	<0.10	**8.0**	<0.20	<0.099	<0.17	<0.14	<0.13	<0.13	--	--	--	--	--	--
1.145	PSG-01-90-5 [4]	01/28/2022	Perimeter soil gas-01-90 air	**6.0**	<4.0	<4.0	**4.0**	<4.0	**43**	<4.0	**273 J**	<4.0	--	<40	<40	<40	--	--
1.145	PSG-01-90-12 [4]	01/28/2022	Perimeter soil gas-01-90 air	**2,010**	**30 J+**	**135 J+**	**831**	**174 J+**	**1,920**	<4.0	**27,000 J**	**140**	--	<40	<40	<40	--	--
1.145	PSG-01-91-5 [4]	01/28/2022	Perimeter soil gas-01-91 air	**811**	**7.0 J+**	<4.0	**150**	**46 J+**	**794**	<4.0	**7,930 J**	**102**	--	<40	<40	<40	--	--
1.145	PSG-01-91-12 [4]	01/28/2022	Perimeter soil gas-01-91 air	**2,440**	**34 J+**	**188 J+**	**583**	**201 J+**	**3,930**	<4.0	**31,800 J**	**109**	--	<40	<40	<40	--	--
1.145	PSG-01-92-5 [4]	01/28/2022	Perimeter soil gas-01-92 air	**335**	<4.0	<4.0	**84**	**26 J+**	**308**	<4.0	**2,860 J**	**48**	--	<40	<40	<40	--	--
1.145	PSG-01-92-13.5 [4]	01/28/2022	Perimeter soil gas-01-92 air	**685**	**8.0 J+**	<4.0	**299**	**60 J+**	**861**	<4.0	**7,890 J**	**91**	--	<40	<40	<40	--	--
1.145	PSG-01-93-5 [4]	01/28/2022	Perimeter soil gas-01-93 air	**191**	<4.0	<4.0	**48**	**17 J+**	**106**	<4.0	**1,160 J**	**42**	--	<40	<40	<40	--	--
1.145	PSG-01-93-13.5 [4]	01/28/2022	Perimeter soil gas-01-93 air	**276**	<4.0	**5.0 J+**	**139**	**28 J+**	**166**	<4.0	**1,990 J**	**61**	--	<40	<40	<40	--	--
1.145	PSG-01-94-13 [4]	01/28/2022	Perimeter soil gas-01-94 air	**924**	**9.0 J+**	**37 J+**	**402**	**75 J+**	**761**	<4.0	**8,770 J**	**108**	--	<40	<40	<40	--	--
1.148	1.148-AA-071322	07/13/2022	Outdoor air	<0.099	<0.10	<0.10	<0.20	<0.099	<0.17	<0.14	<0.13	<0.13	--	--	--	--	--	--
1.148	1.148-01-071322	07/13/2022	Dining room air (1st Floor)	<0.099	<0.10	**0.54**	<0.20	<0.099	**0.24**	<0.14	<0.13 UJ	<0.13	--	--	--	--	--	--
1.148	1.148-11-071322	07/13/2022	Dining room air (1st Floor) (Replicate)	<0.099	<0.10	**0.52**	<0.20	<0.099	**0.30**	<0.14	**0.30 J**	<0.13	--	--	--	--	--	--
1.148	1.148-02-071322	07/13/2022	Bathroom air (1st Floor)	<0.099	<0.10	**0.54**	<0.20	<0.099	**0.30**	<0.14	**0.82**	<0.13	--	--	--	--	--	--
1.148	1.148-03-071322	07/13/2022	Bedroom (master) air (1st Floor)	<0.099	<0.10	**1.0**	<0.20	<0.099	**0.32**	<0.14	**0.16**	<0.13	--	--	--	--	--	--
1.148	PSG-01-90-12 [4]	05/12/2022	Perimeter soil gas-01-90	**1,850**	**28**	**113**	**711**	**159**	**2,160**	<4.0	**38,100 J**	**179 J**	--	<40	<40	<40	--	--
1.148	PSG-01-91-12 [4]	05/12/2022	Perimeter soil gas-01-91	**2,230**	**35**	**166**	**518**	**192**	**4,510**	<4.0	**45,600 J**	**136 J**	--	<40	<40	<40	--	--
1.148	PSG-01-92-5 [4]	05/12/2022	Perimeter soil gas-01-92	**416**	**5.0**	<4.0	**171**	**35**	**548**	<4.0	**4,400 J**	**79 J**	--	<40	<40	<40	--	--
1.148	PSG-01-92-13.5 [4]	05/12/2022	Perimeter soil gas-01-92	**539**	**7.0**	**24**	**228**	**45**	**794**	<4.0	**6,730 J**	**99 J**	--	<40	<40	<40	--	--
1.148	PSG-01-93-13.5 [4]	05/11/2022	Perimeter soil gas-01-93	**275**	<4.0	<4.0	**129**	**27**	**195**	<4.0	**1,990 J**	**80 J**	--	<40	<40	<40	--	--
1.148	PSG-01-93-13.5 REP [4]	05/11/2022	Perimeter soil gas-01-93 (Replicate)	**262**	<4.0	<4.0	**122**	**26**	**180**	<4.0	**1,890 J**	**72 J**	--	<40	<40	<40	--	--
1.148	PSG-01-94-13 [4]	05/12/2022	Perimeter soil gas-01-94	**891**	**9.0**	**33**	**357**	**75**	**860**	<4.0	**9,090 J**	**142 J**	--	<40	<40	<40	--	--
1.148	PSG-01-94-13 REP [4]	05/12/2022	Perimeter soil gas-01-94 (Replicate)	**860**	**9.0**	**33**	**340**	**70**	**841**	<4.0	**8,720 J**	**133 J**	--	<40	<40	<40	--	--
1.148	PSG-01-95-11.5 [4]	05/11/2022	Perimeter soil gas-01-95	**38**	<4.0	<4.0	**26**	<4.0	**40**	<4.0	**218 J**	**59 J**	--	<40	<40	<40	--	--
1.148	1.148-AA-081922	08/19/2022	RESAMPLE Outdoor air	<0.099	<0.10	<0.10	<0.20	<0.099	<0.17	<0.14	<0.13	<0.13	--	--	--	--	--	--
1.148	1.148-01-081922	08/19/2022	RESAMPLE Dining room air (1st Floor)	<0.099	<0.10	**0.76**	<0.20	<0.099	**0.42**	<0.14	<0.13	<0.13	--	--	--	--	--	--
1.148	1.148-11-081922	08/19/2022	RESAMPLE Dining room air (1st Floor) (Replicate)	<0.099	<0.10	**0.81**	<0.20	<0.099	**0.41**	<0.14	<0.13	<0.13	--	--	--	--	--	--

TABLE A-6

HISTORICAL RESIDENTIAL INDOOR AIR AND SOIL GAS SAMPLING RESULTS
Former Ford Aeronutronic Facility
Newport Beach, California

Building ID	Sample ID	Date [2]	Location Description	Volatile Organic Compounds [1] (µg/m³)									Leak Detection Compounds [1]					
				1,1-DCE	1,1-DCA	1,2-DCA	cis-1,2-DCE	trans-1,2-DCE	PCE	1,1,1-TCA	TCE	Vinyl Chloride	Helium (ppmv)	Heptane (µg/m³)	Hexane (µg/m³)	Pentane (µg/m³)	TFA (µg/m³)	DFA (µg/m³)
1.148	1.148-02-081922	08/19/2022	RESAMPLE Bathroom air (1st Floor)	<0.099	<0.10	**0.75**	<0.20	<0.099	**0.38**	<0.14	**0.13**	<0.13	--	--	--	--	--	--
1.148	1.148-03-081922	08/19/2022	RESAMPLE Bedroom (master) air (1st Floor)	<0.099	<0.10	**0.81**	<0.20	<0.099	**0.49**	<0.14	**3.4**	<0.13	--	--	--	--	--	--
1.148	1.148-AA-092822	09/28/2022	RESAMPLE Outdoor air	<0.099	<0.10	<0.10	<0.20	<0.099	<0.17	<0.14	<0.13	<0.13	--	--	--	--	--	--
1.148	1.148-01-092822	09/28/2022	RESAMPLE Dining room air (1st Floor)	<0.099	<0.10	**0.69**	<0.20	<0.099	**0.29**	<0.14	**0.40 J**	<0.13	--	--	--	--	--	--
1.148	1.148-11-092822	09/28/2022	RESAMPLE Dining room air (1st Floor) (Replicate)	<0.099	<0.10	**0.69**	<0.20	<0.099	**0.30**	<0.14	<0.13 UJ	<0.13	--	--	--	--	--	--
1.148	1.148-02-092822	09/28/2022	RESAMPLE Bathroom air (1st Floor)	<0.099	<0.10	**0.71**	<0.20	<0.099	**0.32**	<0.14	**4.7**	<0.13	--	--	--	--	--	--
1.148	1.148-03-092822	09/28/2022	RESAMPLE Bedroom (master) air (1st Floor)	<0.099	<0.10	<0.10	<0.20	<0.099	<0.17	<0.14	<0.13	<0.13	--	--	--	--	--	--
1.148	PSG-01-90-12 [4]	09/21/2022	Perimeter soil gas-01-90	**1,700**	<100	<20	**780**	**110**	**1,600**	<100	**38,000 J+**	**120**	--	--	--	--	--	<100
1.148	PSG-01-91-5 [4]	09/21/2022	Perimeter soil gas-01-91	**340**	<100	<20	**200**	<100	**320**	<100	**4,200 J**	**91**	--	--	--	--	--	<100
1.148	PSG-01-91-5 REP [4]	09/21/2022	Perimeter soil gas-01-91 (Replicate)	**350**	<100	<20	**130**	<100	**250**	<100	**3,000 J**	**76**	--	--	--	--	--	<100
1.148	PSG-01-91-12 [4]	09/21/2022	Perimeter soil gas-01-91	**1,900**	<100	<20	**540**	**130**	**3,300**	<100	**46,000**	**89**	--	--	--	--	--	<100
1.148	PSG-01-92-5 [4]	09/21/2022	Perimeter soil gas-01-92	**290**	<100	<20	**150**	<100	**250**	<100	**2,700**	**37**	--	--	--	--	--	<100
1.148	PSG-01-92-13.5 [4]	09/21/2022	Perimeter soil gas-01-92	**570**	<100	<20	**260**	<100	**580**	<100	**7,200**	**69**	--	--	--	--	--	<100
1.148	PSG-01-93-5 [4]	09/23/2022	Perimeter soil gas-01-93	**210**	<100	<20	<100	<100	**110**	<100	**1,300**	**44 J**	--	--	--	--	--	<100
1.148	PSG-01-93-5 REP [4]	09/23/2022	Perimeter soil gas-01-93 (Replicate)	**210**	<100	<20	<100	<100	**99**	<100	**1,200**	**32 J**	--	--	--	--	--	<100
1.148	PSG-01-93-13.5 [4]	09/23/2022	Perimeter soil gas-01-93	**310**	<100	<20	**160**	<100	**170**	<100	**2,100**	**66**	--	--	--	--	--	<100
1.148	PSG-01-94-5 [4]	09/23/2022	Perimeter soil gas-01-94	<100	<100	<20	<100	<100	<20	<100 UJ	<20	<10	--	--	--	--	--	<100
1.148	PSG-01-94-13 [4]	09/23/2022	Perimeter soil gas-01-94	**900**	<100	<20	**440**	<100	**770**	<100 UJ	**10,000**	**77**	--	--	--	--	--	<100
1.148	PSG-01-94-13 REP [4]	09/23/2022	Perimeter soil gas-01-94 (Replicate)	**900**	<100	<20	**430**	<100	**660**	<100 UJ	**9,400**	**85**	--	--	--	--	--	<100
1.148	PSG-01-95-5 [4]	09/23/2022	Perimeter soil gas-01-95	**130**	<100	<20	**130**	<100	<20	<100	**400**	**88**	--	--	--	--	--	<100
1.159	1.159-AA-031822	03/18/2022	Outdoor air	<0.099	<0.10	**0.10**	<0.20	<0.099	<0.17	<0.14	<0.13	<0.13	--	--	--	--	--	--
1.159	1.159-01-031822	03/18/2022	Living room air (2nd Floor)	<0.099	<0.10	**3.1**	<0.20	<0.099	**0.37**	<0.14	<0.13	<0.13	--	--	--	--	--	--
1.159	1.159-02-031822	03/18/2022	Bathroom air (2nd Floor)	<0.099	<0.10	**3.8**	<0.20	<0.099	<0.17	<0.14	<0.13	<0.13	--	--	--	--	--	--
1.159	1.159-03-031822	03/18/2022	Bedroom air (2nd Floor)	<0.099	<0.10	**4.0**	<0.20	<0.099	<0.17	<0.14	<0.13	<0.13	--	--	--	--	--	--
1.159	PSG-01-96-12 [4]	01/31/2022	Perimeter soil gas-01-96 air	**69**	<4.0	<4.0	**190**	**19**	**47**	<4.0	**1,510 J**	**33**	--	<40	<40	<40	--	--
1.159	PSG-01-96-12 REP [4]	01/31/2022	Perimeter soil gas-01-96 air (Replicate)	**71**	<4.0	<4.0	**192**	**20**	**47**	<4.0	**1,500 J**	**35**	--	<40	<40	<40	--	--
1.159	PSG-01-97-13.5 [4]	01/31/2022	Perimeter soil gas-01-97 air	<4.0	<4.0	<4.0	**8.0**	**4.0**	**132**	<4.0	**1,720 J**	<4.0	--	<40	<40	<40	--	--
1.159	PSG-01-98-13 [4]	01/31/2022	Perimeter soil gas-01-98 air	**120**	<4.0	**7.0 J+**	**459**	**46**	**129**	<4.0	**3,340 J**	**34**	--	<40	<40	<40	--	--
1.159	PSG-01-99-13.5 [4]	01/31/2022	Perimeter soil gas-01-99 air	**66**	<4.0	**5.0 J+**	**131**	**31**	**6.0**	<4.0	**214 J**	**87**	--	<40	<40	<40	--	--
1.159	PSG-01-100-13.5 [4]	01/31/2022	Perimeter soil gas-01-100 air	<4.0	<4.0	<4.0	<4.0	<4.0	<4.0	<4.0	<4.0 UJ	<4.0	--	<40	<40	<40	--	--
1.159	PSG-01-101-5 [4]	01/31/2022	Perimeter soil gas-01-101 air	<4.0	<4.0	<4.0	<4.0	<4.0	<4.0	<4.0	<4.0 UJ	<4.0	--	<40	<40	<40	--	--
1.159	PSG-01-101-13.5 [4]	01/31/2022	Perimeter soil gas-01-101 air	<4.0	<4.0	<4.0	<4.0	<4.0	<4.0	<4.0	<4.0 UJ	<4.0	--	<40	<40	<40	--	--
1.159	1.159-AA-090222	09/02/2022	RESAMPLE Outdoor air	<0.099	<0.10	<0.10	<0.20	<0.099	**0.19**	<0.14	**0.39**	<0.13	--	--	--	--	--	--
1.159	1.159-01-090222	09/02/2022	RESAMPLE Living room air (2nd Floor)	<0.099	<0.10	**4.7**	<0.20	<0.099	<0.17	<0.14	<0.13	<0.13	--	--	--	--	--	--
1.159	1.159-02-090222	09/02/2022	RESAMPLE Bathroom air (2nd Floor)	<0.099	<0.10	**4.0**	<0.20	<0.099	**1.2**	<0.14	<0.13	<0.13	--	--	--	--	--	--
1.159	1.159-03-090222	09/02/2022	RESAMPLE Bedroom air (2nd Floor)	<0.099	<0.10	**11**	<0.20	<0.099	<0.17	<0.14	<0.13	<0.13	--	--	--	--	--	--
1.159	PSG-01-96-12 [4]	09/23/2022	Perimeter soil gas-01-96 air	<100	<100	<20	**300**	<100	**71**	<100	**2,000**	**15**	--	--	--	--	--	<100
1.159	PSG-01-97-13.5 [4]	09/23/2022	Perimeter soil gas-01-97 air	<100	<100	<20	<100	<100	**270**	<100	**3,200**	<10	--	--	--	--	--	<100
1.159	PSG-01-98-13 [4]	09/23/2022	Perimeter soil gas-01-98 air	**180**	<100	<20	**760**	**100**	**190**	<100	**4,600**	**64**	--	--	--	--	--	<100
1.159	PSG-01-99-13.5 [4]	09/23/2022	Perimeter soil gas-01-99 air	**120**	<100	<20	**310**	<100	<20	<100 UJ	**510**	**140**	--	--	--	--	--	<100
1.159	PSG-01-100-13.5 [4]	09/23/2022	Perimeter soil gas-01-100 air	<100	<100	<20	<100	<100	<20	<100	<20	<10	--	--	--	--	--	<100
1.159	PSG-01-101-5 [4]	09/23/2022	Perimeter soil gas-01-101 air	<100	<100	<20	<100	<100	<20	<100	<20	<10	--	--	--	--	--	<100
1.159	PSG-01-101-13.5 [4]	09/23/2022	Perimeter soil gas-01-101 air	<100 UJ	<100 UJ	<20 UJ	<100 UJ	<100 UJ	<20	<100 UJ	<20 UJ	<10 UJ	--	--	--	--	--	<100
1.160	1.160-AA-022522	02/25/2022	Outdoor air	<0.099	<0.10	<0.10	<0.099	<0.099	<0.17	<0.14	<0.13 UJ	<0.13	--	--	--	--	--	--
1.160	1.160-01-022522	02/25/2022	Dining room air (1st Floor)	<0.099	<0.10	**0.16**	<0.20	<0.099	<0.17	<0.14	<0.13 UJ	<0.13	--	--	--	--	--	--
1.160	1.160-02-022522	02/25/2022	Bathroom air (1st Floor)	<0.099	<0.10	**0.26**	<0.20	<0.099	<0.17	<0.14	<0.13 UJ	<0.13	--	--	--	--	--	--
1.160	1.160-03-022522	02/25/2022	Bedroom (master) air (1st Floor)	<0.099	<0.10	**2.3**	<0.20	<0.099	<0.17	<0.14	<0.13 UJ	<0.13	--	--	--	--	--	--
1.160	PSG-01-96-12 [4]	01/31/2022	Perimeter soil gas-01-96 air	**69**	<4.0	<4.0	**190**	**19**	**47**	<4.0	**1,510 J**	**33**	--	<40	<40	<40	--	--
1.160	PSG-01-96-12 REP [4]	01/31/2022	Perimeter soil gas-01-96 air (Replicate)	**71**	<4.0	<4.0	**192**	**20**	**47**	<4.0	**1,500 J**	**35**	--	<40	<40	<40	--	--
1.160	PSG-01-97-13.5 [4]	01/31/2022	Perimeter soil gas-01-97 air	<4.0	<4.0	<4.0	**8.0**	**4.0**	**132**	<4.0	**1,720 J**	<4.0	--	<40	<40	<40	--	--
1.160	PSG-01-98-13 [4]	01/31/2022	Perimeter soil gas-01-98 air	**120**	<4.0	**7.0 J+**	**459**	**46**	**129**	<4.0	**3,340 J**	**34**	--	<40	<40	<40	--	--
1.160	PSG-01-99-13.5 [4]	01/31/2022	Perimeter soil gas-01-99 air	**66**	<4.0	**5.0 J+**	**131**	**31**	**6.0**	<4.0	**214 J**	**87**	--	<40	<40	<40	--	--
1.160	PSG-01-100-13.5 [4]	01/31/2022	Perimeter soil gas-01-100 air	<4.0	<4.0	<4.0	<4.0	<4.0	<4.0	<4.0	<4.0 UJ	<4.0	--	<40	<40	<40	--	--
1.160	PSG-01-101-5 [4]	01/31/2022	Perimeter soil gas-01-101 air	<4.0	<4.0	<4.0	<4.0	<4.0	<4.0	<4.0	<4.0 UJ	<4.0	--	<40	<40	<40	--	--
1.160	PSG-01-101-13.5 [4]	01/31/2022	Perimeter soil gas-01-101 air	<4.0	<4.0	<4.0	<4.0	<4.0	<4.0	<4.0	<4.0 UJ	<4.0	--	<40	<40	<40	--	--
1.160	1.160-AA-080522	08/05/2022	RESAMPLE Outdoor air	<0.22	<0.23	<0.23	<0.45	<0.22	<0.38	<0.31	<0.30	<0.29	--	--	--	--	--	--

TABLE A-6

HISTORICAL RESIDENTIAL INDOOR AIR AND SOIL GAS SAMPLING RESULTS
Former Ford Aeronutronic Facility
Newport Beach, California

Building ID	Sample ID	Date [2]	Location Description	Volatile Organic Compounds [1] (µg/m³)									Leak Detection Compounds [1]					
				1,1-DCE	1,1-DCA	1,2-DCA	cis-1,2-DCE	trans-1,2-DCE	PCE	1,1,1-TCA	TCE	Vinyl Chloride	Helium (ppmv)	Heptane (µg/m³)	Hexane (µg/m³)	Pentane (µg/m³)	TFA (µg/m³)	DFA (µg/m³)
1.160	1.160-01-080522	08/05/2022	RESAMPLE Dining room air (1st Floor)	<0.099	<0.10	**0.77**	<0.20	<0.099	<0.17	<0.14	<0.13	<0.13	--	--	--	--	--	--
1.160	1.160-02-080522	08/05/2022	RESAMPLE Bathroom air (1st Floor)	<0.099	<0.10	**0.96**	<0.20	<0.099	<0.17	<0.14	<0.13	<0.13	--	--	--	--	--	--
1.160	1.160-03-080522	08/05/2022	RESAMPLE Bedroom (master) air (1st Floor)	<0.099	<0.10	**3.2**	<0.20	<0.099	<0.17	<0.14	**0.26**	<0.13	--	--	--	--	--	--
1.160	PSG-01-96-12 [4]	09/23/2022	Perimeter soil gas-01-96 air	<100	<100	<20	**300**	<100	**71**	<100	**2,000**	**15**	--	--	--	--	--	<100
1.160	PSG-01-97-13.5 [4]	09/23/2022	Perimeter soil gas-01-97 air	<100	<100	<20	<100	<100	**270**	<100	**3,200**	<10	--	--	--	--	--	<100
1.160	PSG-01-98-13 [4]	09/23/2022	Perimeter soil gas-01-98 air	**180**	<100	<20	**760**	**100**	**190**	<100	**4,600**	**64**	--	--	--	--	--	<100
1.160	PSG-01-99-13.5 [4]	09/23/2022	Perimeter soil gas-01-99 air	**120**	<100	<20	**310**	<100	<20	<100 UJ	**510**	**140**	--	--	--	--	--	<100
1.160	PSG-01-100-13.5 [4]	09/23/2022	Perimeter soil gas-01-100 air	<100	<100	<20	<100	<100	<20	<100	<20	<10	--	--	--	--	--	<100
1.160	PSG-01-101-5 [4]	09/23/2022	Perimeter soil gas-01-101 air	<100	<100	<20	<100	<100	<20	<100	<20	<10	--	--	--	--	--	<100
1.160	PSG-01-101-13.5 [4]	09/23/2022	Perimeter soil gas-01-101 air	<100 UJ	<100 UJ	<20 UJ	<100 UJ	<100 UJ	<20	<100 UJ	<20 UJ	<10 UJ	--	--	--	--	--	<100
1.162	1.142-AA-031622 [6]	03/16/2022	Outdoor air	<0.099	<0.10	<0.10	<0.20	<0.099	<0.17	<0.14	<0.13	<0.13	--	--	--	--	--	--
1.162	1.162-01-031622	03/16/2022	Living room air (1st Floor)	<0.099	<0.10	**1.4**	<0.20	<0.099	<0.17	<0.14	**3.1**	<0.13	--	--	--	--	--	--
1.162	1.162-02-031622	03/16/2022	Bathroom air (1st Floor)	<0.099	<0.10	**1.2**	<0.20	<0.099	**0.29**	<0.14	**2.4**	<0.13	--	--	--	--	--	--
1.162	1.162-03-031622	03/16/2022	Bedroom air (2nd Floor)	<0.099	<0.10	**2.1**	<0.20	<0.099	<0.17	<0.14	**2.1**	<0.13	--	--	--	--	--	--
1.162	PSG-01-96-12 [4]	01/31/2022	Perimeter soil gas-01-96 air	**69**	<4.0	<4.0	**190**	**19**	**47**	<4.0	**1,510 J**	**33**	--	<40	<40	<40	--	--
1.162	PSG-01-96-12 REP [4]	01/31/2022	Perimeter soil gas-01-96 air (Replicate)	**71**	<4.0	<4.0	**192**	**20**	**47**	<4.0	**1,500 J**	**35**	--	<40	<40	<40	--	--
1.162	PSG-01-97-13.5 [4]	01/31/2022	Perimeter soil gas-01-97 air	<4.0	<4.0	<4.0	**8.0**	**4.0**	**132**	<4.0	**1,720 J**	<4.0	--	<40	<40	<40	--	--
1.162	PSG-01-98-13 [4]	01/31/2022	Perimeter soil gas-01-98 air	**120**	<4.0	**7.0 J+**	**459**	**46**	**129**	<4.0	**3,340 J**	**34**	--	<40	<40	<40	--	--
1.162	PSG-01-99-13.5 [4]	01/31/2022	Perimeter soil gas-01-99 air	**66**	<4.0	**5.0 J+**	**131**	**31**	**6.0**	<4.0	**214 J**	**87**	--	<40	<40	<40	--	--
1.162	PSG-01-100-13.5 [4]	01/31/2022	Perimeter soil gas-01-100 air	<4.0	<4.0	<4.0	<4.0	<4.0	<4.0	<4.0	<4.0 UJ	<4.0	--	<40	<40	<40	--	--
1.162	PSG-01-101-5 [4]	01/31/2022	Perimeter soil gas-01-101 air	<4.0	<4.0	<4.0	<4.0	<4.0	<4.0	<4.0	<4.0 UJ	<4.0	--	<40	<40	<40	--	--
1.162	PSG-01-101-13.5 [4]	01/31/2022	Perimeter soil gas-01-101 air	<4.0	<4.0	<4.0	<4.0	<4.0	<4.0	<4.0	<4.0 UJ	<4.0	--	<40	<40	<40	--	--
2.003	2.003-AA-121319	12/13/2019	Outdoor air	<0.099	<0.10	**0.10**	<0.099	<0.099	<0.17	<0.14	<0.13	<0.13	--	--	--	--	--	--
2.003	2.003-01-121319	12/13/2019	Living room air (2nd Floor)	<0.099	<0.10	**0.22**	<0.099	<0.099	<0.17	<0.14	<0.13	<0.13	--	--	--	--	--	--
2.003	2.003-02-121319	12/13/2019	Bathroom air (2nd Floor)	<0.099	<0.10	**0.23**	<0.099	<0.099	<0.17	<0.14	<0.13	<0.13	--	--	--	--	--	--
2.003	2.003-03-121319	12/13/2019	Bedroom (master) air (2nd Floor)	<0.099	<0.10	**0.20**	<0.099	<0.099	<0.17	<0.14	<0.13	<0.13	--	--	--	--	--	--
2.003	2.003-SS-121319	12/13/2019	Garage sub-slab soil gas	<2.0	<2.0	<2.0	<2.0	<2.0	<3.4	<2.7	<2.7	<1.3	<250	--	--	--	--	--
2.003	2.003-AA-041621	04/16/2021	RESAMPLE Outdoor air	<0.099	<0.10	<0.10	<0.099	<0.099	<0.17	<0.14	<0.13	<0.13	--	--	--	--	--	--
2.003	2.003-01-041621	04/16/2021	RESAMPLE Living room air (2nd Floor)	<0.099	<0.10	**0.12**	<0.099	<0.099	<0.17	<0.14	<0.13	<0.13	--	--	--	--	--	--
2.003	2.003-02-041621	04/16/2021	RESAMPLE Bathroom air (2nd Floor)	<0.099	<0.10	**0.12**	<0.099	<0.099	<0.17	<0.14	<0.13	<0.13	--	--	--	--	--	--
2.003	2.003-03-041621	04/16/2021	RESAMPLE Bedroom (master) air (2nd Floor)	<0.099	<0.10	**0.12**	<0.099	<0.099	<0.17	<0.14	<0.13	<0.13	--	--	--	--	--	--
2.003	2.003-SS-041621	04/16/2021	RESAMPLE Garage sub-slab soil gas	<4.7	<4.8	<4.8	<4.7	<4.7	<8.0	<6.4	<6.3	<3.0	<250	--	--	--	--	--
2.005	2.005-AA-080421	08/04/2021	Outdoor air	<0.099	<0.10	<0.10	<0.099	<0.099	<0.17	<0.14	<0.13	<0.13	--	--	--	--	--	--
2.005	2.005-AA-082021	08/20/2021	RESAMPLE Outdoor air	<0.099	<0.10	<0.10	<0.099	<0.099	<0.17	<0.14	<0.13	<0.13	--	--	--	--	--	--
2.005	2.005-01-080421	08/04/2021	Living room air (1st Floor)	<0.099	<0.10	**1.5**	**0.43**	<0.099	<0.17	<0.14	**3.6**	<0.13	--	--	--	--	--	--
2.005	2.005-01-082021	08/20/2021	RESAMPLE Living room air (1st Floor)	<0.099	<0.10	**1.7**	<0.099	<0.099	<0.17	<0.14	<0.13	<0.13	--	--	--	--	--	--
2.005	2.005-02-080421	08/04/2021	Bathroom air (1st Floor)	<0.099	<0.10	**1.2**	<0.099	<0.099	<0.17	<0.14	<0.13	<0.13	--	--	--	--	--	--
2.005	2.005-02-082021	08/20/2021	RESAMPLE Bathroom air (1st Floor)	<0.099	<0.10	**1.1**	<0.099	<0.099	<0.17	<0.14	<0.13	<0.13	--	--	--	--	--	--
2.005	2.005-03-080421	08/04/2021	Bedroom (master) air (2nd Floor)	<0.099	<0.10	**1.5**	<0.099	<0.099	<0.17	<0.14	<0.13	<0.13	--	--	--	--	--	--
2.005	2.005-03-082021	08/20/2021	RESAMPLE Bedroom (master) air (2nd Floor)	<0.099	<0.10	**1.9**	<0.099	<0.099	<0.17	<0.14	<0.13	<0.13	--	--	--	--	--	--
2.005	2.005-SS-080421	08/04/2021	Garage sub-slab soil gas	<2.0 UJ	<2.0 UJ	<2.0 UJ	<2.0 UJ	<2.0 UJ	<3.4	<2.7	<2.7	<1.3 UJ	<330	--	--	--	--	--
2.005	2.005-SS-082021	08/20/2021	RESAMPLE Garage sub-slab soil gas	<2.0	<2.0	<2.0	<2.0	<2.0	<3.4	<2.7	<2.7	<1.3	<250	--	--	--	--	--
2.005	2.005-AA-031822	03/18/2022	RESAMPLE Outdoor air	<0.099	<0.10	<0.10	<0.20	<0.099	<0.17	<0.14	<0.13	<0.13	--	--	--	--	--	--
2.005	2.005-01-031822	03/18/2022	RESAMPLE Living room air (1st Floor)	<0.099	<0.10	**0.61**	<0.20	<0.099	**0.27**	<0.14	<0.13	<0.13	--	--	--	--	--	--
2.005	2.005-02-031822	03/18/2022	RESAMPLE Bathroom air (1st Floor)	<0.099	<0.10	**0.59**	<0.20	<0.099	<0.17	<0.14	<0.13	<0.13	--	--	--	--	--	--
2.005	2.005-03-031822	03/18/2022	RESAMPLE Bedroom (master) air (2nd Floor)	<0.099	<0.10	**0.84**	<0.20	<0.099	<0.17	<0.14	<0.13	<0.13	--	--	--	--	--	--
2.005	2.005-SS-031822	03/18/2022	RESAMPLE Garage sub-slab soil gas	<2.0	<2.0	<2.0	<2.0	<2.0	<3.4	<2.7	<2.7	<1.3	<250	--	--	--	--	--
2.007	2.007-AA-082819	08/28/2019	Outdoor air	<0.099	<0.10	<0.10	<0.099	<0.099	**0.53**	<0.14	<0.13	<0.13	--	--	--	--	--	--
2.007	2.007-01-082819	08/28/2019	Living room air (1st Floor)	<0.099	<0.10	**0.11**	<0.099	<0.099	<0.17 UJ	<0.14	<0.13	<0.13	--	--	--	--	--	--
2.007	2.007-11-082819	08/28/2019	Living room air (1st Floor) (Duplicate)	<0.099	<0.10	**0.11**	<0.099	<0.099	**1.9 J**	<0.14	<0.13	<0.13	--	--	--	--	--	--
2.007	2.007-02-082819	08/28/2019	Bedroom air (1st Floor)	<0.099	<0.10	<0.10	<0.099	<0.099	<0.17	<0.14	<0.13	<0.13	--	--	--	--	--	--
2.007	2.007-03-082819	08/28/2019	Bedroom air (2nd Floor)	<0.099	<0.10	<0.10	<0.099	<0.099	<0.17	<0.14	<0.13	<0.13	--	--	--	--	--	--
2.007	2.007-SS-082819	08/28/2019	Garage sub-slab soil gas	<2.0	<2.0	<2.0	<2.0	<2.0	<3.4	<2.7	<2.7	<1.3	<250	--	--	--	--	--
2.007	2.007-AA-111221	11/12/2021	RESAMPLE Outdoor air	<0.099	<0.10	<0.10	<0.099	<0.099	<0.17	<0.14	<0.13	<0.13	--	--	--	--	--	--
2.007	2.007-01-111221	11/12/2021	RESAMPLE Living room air (1st Floor)	<0.099	<0.10	**0.17**	<0.099	<0.099	<0.17	<0.14	<0.13	<0.13	--	--	--	--	--	--
2.007	2.007-02-111221	11/12/2021	RESAMPLE Bedroom air (1st Floor)	<0.099	<0.10	**0.16**	<0.099	<0.099	**0.23**	<0.14	<0.13	<0.13	--	--	--	--	--	--

TABLE A-6

HISTORICAL RESIDENTIAL INDOOR AIR AND SOIL GAS SAMPLING RESULTS
Former Ford Aeronutronic Facility
Newport Beach, California

Building ID	Sample ID	Date [2]	Location Description	Volatile Organic Compounds [1] (µg/m³)									Leak Detection Compounds [1]					
				1,1-DCE	1,1-DCA	1,2-DCA	cis-1,2-DCE	trans-1,2-DCE	PCE	1,1,1-TCA	TCE	Vinyl Chloride	Helium (ppmv)	Heptane (µg/m³)	Hexane (µg/m³)	Pentane (µg/m³)	TFA (µg/m³)	DFA (µg/m³)
2.007	2.007-03-111221	11/12/2021	RESAMPLE Bedroom air (2nd Floor)	<0.099	<0.10	**0.17**	<0.099	<0.099	<0.17	<0.14	<0.13	<0.13	--	--	--	--	--	--
2.007	2.007-SS1-111221	11/12/2021	RESAMPLE Garage sub-slab soil gas (Duplicate)	<2.0	<2.0	<2.0	<2.0	<2.0	<3.4	<2.7	<2.7	<1.3	**370**	--	--	--	--	--
2.007	2.007-SS-111221	11/12/2021	RESAMPLE Garage sub-slab soil gas	<2.0	<2.0	<2.0	<2.0	<2.0	<3.4	<2.7	<2.7	<1.3	<250	--	--	--	--	--
2.007	2.007-AA-052022	05/20/2022	RESAMPLE Outdoor air	<0.099	<0.10	<0.10	<0.20	<0.099	<0.17	<0.14	<0.13	<0.13	--	--	--	--	--	--
2.007	2.007-01-052022	05/20/2022	RESAMPLE Living room air (1st Floor)	<0.099	<0.10	<0.10	<0.20	<0.099	<0.17	<0.14	<0.13 UJ	<0.13	--	--	--	--	--	--
2.007	2.007-11-052022	05/20/2022	RESAMPLE Living room air (1st Floor) (Replicate)	<0.099	<0.10	**0.10**	<0.20	<0.099	**0.21**	<0.14	**1.4 J**	<0.13	--	--	--	--	--	--
2.007	2.007-02-052022	05/20/2022	RESAMPLE Bedroom air (1st Floor)	<0.099	<0.10	<0.10	<0.20	<0.099	<0.17	<0.14	<0.13	<0.13	--	--	--	--	--	--
2.007	2.007-03-052022	05/20/2022	RESAMPLE Bedroom air (2nd Floor)	<0.099	<0.10	<0.10	<0.20	<0.099	<0.17	<0.14	<0.13	<0.13	--	--	--	--	--	--
2.007	2.007-SS-052022	05/20/2022	RESAMPLE Garage sub-slab soil gas	<2.0	<2.0	<2.0	<2.0	<2.0	<3.4	<2.7	<2.7	<1.3	<250	--	--	--	--	--
2.010	2.010-AA-101119	10/11/2019	Outdoor air	<0.099	<0.10	<0.10	<0.099	<0.099	<0.17	<0.14	<0.13	<0.13	--	--	--	--	--	--
2.010	2.010-01-101119	10/11/2019	Living room air (1st Floor)	<0.099	<0.10	**1.2**	<0.099	<0.099	**0.53 J**	<0.14	<0.13	<0.13	--	--	--	--	--	--
2.010	2.010-11-101119	10/11/2019	Living room air (1st Floor) (Duplicate)	<0.099	<0.10	**1.3**	<0.099	<0.099	**0.34 J**	<0.14	<0.13	<0.13	--	--	--	--	--	--
2.010	2.010-02-101119	10/11/2019	Bedroom (master) air (1st Floor)	<0.099	<0.10	**1.7**	<0.099	<0.099	**1.6**	<0.14	<0.13	<0.13	--	--	--	--	--	--
2.010	2.010-03-101119	10/11/2019	Bathroom air (2nd Floor)	<0.099	<0.10	**1.3**	<0.099	<0.099	**0.37**	<0.14	<0.13	<0.13	--	--	--	--	--	--
2.010	2.010-SS-101119	10/11/2019	Garage sub-slab soil gas	<2.0	<2.0	<2.0	<2.0	<2.0	**32**	<2.7	**4.6**	<1.3	<250	--	--	--	--	--
2.010	2.010-AA-021220	02/12/2020	RESAMPLE Outdoor air	<0.099	<0.10	**0.13**	<0.099	<0.099	<0.17	<0.14	<0.13	<0.13	--	--	--	--	--	--
2.010	2.010-01-021220	02/12/2020	RESAMPLE Living room air (1st Floor)	<0.099	<0.10	**1.2**	<0.099	<0.099	**1.2**	<0.14	<0.13	<0.13	--	--	--	--	--	--
2.010	2.010-11-021220	02/12/2020	RESAMPLE Living room air (1st Floor) (Duplicate)	<0.099	<0.10	**1.1**	<0.099	<0.099	**1.2**	<0.14	<0.13	<0.13	--	--	--	--	--	--
2.010	2.010-02-021220	02/12/2020	RESAMPLE Bedroom (master) air (1st Floor)	<0.099	<0.10	**2.7**	<0.099	<0.099	**1.1**	<0.14	<0.13	<0.13	--	--	--	--	--	--
2.010	2.010-03-021220	02/12/2020	RESAMPLE Bathroom air (2nd Floor)	<0.099	<0.10	**1.4**	<0.099	<0.099	**1.5**	<0.14	<0.13	<0.13	--	--	--	--	--	--
2.010	2.010-SS-021220	02/12/2020	RESAMPLE Garage sub-slab soil gas	<2.8	<2.8	<2.8	<2.8	<2.8	**9.7**	<3.8	<3.7	<1.8	**2,800**	--	--	--	--	--
2.010	2.010-AA-060421	06/04/2021	RESAMPLE Outdoor air	<0.099	<0.10	<0.10	<0.099	<0.099	<0.17	<0.14	<0.13	<0.13	--	--	--	--	--	--
2.010	2.010-01-060421	06/04/2021	RESAMPLE Living room air (1st Floor)	<0.099	<0.10	**0.50**	<0.099	<0.099	<0.17	<0.14	<0.13	<0.13	--	--	--	--	--	--
2.010	2.010-11-060421	06/04/2021	RESAMPLE Living room air (1st Floor) (Replicate)	<0.099	<0.10	**0.47**	<0.099	<0.099	<0.17	<0.14	<0.13	<0.13	--	--	--	--	--	--
2.010	2.010-02-060421	06/04/2021	RESAMPLE Bedroom (master) air (1st Floor)	<0.099	<0.10	**0.14**	<0.099	<0.099	**0.19**	<0.14	<0.13	<0.13	--	--	--	--	--	--
2.010	2.010-03-060421	06/04/2021	RESAMPLE Bathroom air (2nd Floor)	<0.099	<0.10	**1.8**	<0.099	<0.099	<0.17	<0.14	<0.13	<0.13	--	--	--	--	--	--
2.010	2.010-SS-060421	06/04/2021	RESAMPLE Garage sub-slab soil gas	<2.0	<2.1	<2.1	<2.0	<2.0	**15**	<2.8	**3.0**	<1.3	**2,200**	--	--	--	--	--
2.011	2.011-AA-100919	10/09/2019	Outdoor air	<0.099	<0.10	<0.10	<0.099	<0.099	<0.17	<0.14	<0.13	<0.13	--	--	--	--	--	--
2.011	2.011-01-100919	10/09/2019	Living room air (1st Floor)	<0.099	<0.10	**2.0**	<0.099	<0.099	<0.17	<0.14	<0.13	<0.13	--	--	--	--	--	--
2.011	2.011-02-100919	10/09/2019	Bathroom (master) air (1st Floor)	<0.099	<0.10	**0.74**	<0.099	<0.099	<0.17	<0.14	<0.13	<0.13	--	--	--	--	--	--
2.011	2.011-03-100919	10/09/2019	Loft air (1st Floor)	<0.099	<0.10	**2.1**	<0.099	<0.099	<0.17	<0.14	<0.13	<0.13	--	--	--	--	--	--
2.011	2.011-SS-100919	10/09/2019	Garage sub-slab soil gas	<2.0 R	<2.0 R	<2.0 R	<2.0 R	<2.0 R	<3.4 R	<2.7 R	<2.7 R	<1.3 R	**120,000**	--	--	--	--	--
2.011	2.011-AA-011422	01/14/2022	RESAMPLE Outdoor air	<0.099	<0.10	<0.10	<0.099	<0.099	**0.17**	<0.14	<0.13	<0.13	--	--	--	--	--	--
2.011	2.011-01-011422	01/14/2022	RESAMPLE Living room air (1st Floor)	<0.099	<0.10	**1.1**	<0.099	<0.099	<0.17	<0.14	<0.13	<0.13	--	--	--	--	--	--
2.011	2.011-02-011422	01/14/2022	RESAMPLE Bathroom (master) air (1st Floor)	<0.099	<0.10	**2.1**	<0.099	<0.099	<0.17	<0.14	<0.13	<0.13	--	--	--	--	--	--
2.011	2.011-03-011422	01/14/2022	RESAMPLE Loft air (2nd Floor)	<0.099	<0.10	<0.10	<0.099	<0.099	<0.17	<0.14	<0.13	<0.13	--	--	--	--	--	--
2.011	2.011-SS-011422	01/14/2022	RESAMPLE Garage sub-slab soil gas	<2.0 R	<2.0 R	<2.0 R	<2.0 R	<2.0 R	<3.4 R	<2.7 R	<2.7 R	<1.3 R	**110,000**	--	--	--	--	--
2.011	2.011-SS-020122	02/01/2022	RESAMPLE Garage sub-slab soil gas	<2.0	<2.0	<2.0	<2.0	<2.0	<3.4	<2.7	<2.7	<1.3	**9,400**	--	--	--	--	--
2.011	2.011-AA-071322	07/13/2022	RESAMPLE Outdoor air	<0.099	<0.10	<0.10	<0.20	<0.099	**3.3**	<0.14	**0.22**	<0.13	--	--	--	--	--	--
2.011	2.011-01-071322	07/13/2022	RESAMPLE Living room air (1st Floor)	<0.099	<0.10	**1.8**	<0.20	<0.099	<0.17	<0.14	<0.13	<0.13	--	--	--	--	--	--
2.011	2.011-02-071322	07/13/2022	RESAMPLE Bathroom (master) air (1st Floor)	<0.099	<0.10	**0.91**	<0.20	<0.099	<0.17	<0.14	<0.13	<0.13	--	--	--	--	--	--
2.011	2.011-03-071322	07/13/2022	RESAMPLE Loft air (2nd Floor)	<0.099	<0.10	**1.8**	<0.20	<0.099	<0.17	<0.14	<0.13	<0.13	--	--	--	--	--	--
2.011	2.011-SS-071322	07/13/2022	RESAMPLE Garage sub-slab soil gas	<2.0	<2.0	<2.0	<2.0	<2.0	**170**	<2.7	**8.5**	<1.3	<250	--	--	--	--	--
2.013	2.013-AA-011922	01/19/2022	Outdoor air	<0.099	<0.10	<0.10	<0.099	<0.099	<0.17	<0.14	<0.13	<0.13	--	--	--	--	--	--
2.013	2.013-01-011922	01/19/2022	Living room air (1st Floor)	<0.099	<0.10	**0.24**	<0.099	<0.099	**0.19**	<0.14	<0.13	<0.13	--	--	--	--	--	--
2.013	2.013-02-011922	01/19/2022	Bathroom (master) air (1st Floor)	<0.099	<0.10	**1.1**	<0.099	<0.099	<0.17	<0.14	<0.13	<0.13	--	--	--	--	--	--
2.013	2.013-03-011922	01/19/2022	Loft air (2nd Floor)	<0.099	<0.10	**0.16**	<0.099	<0.099	<0.17	<0.14	<0.13	<0.13	--	--	--	--	--	--
2.013	2.013-SS-011922	01/19/2022	Garage sub-slab soil gas	<2.9	<2.9	<2.9	<2.9	<2.9	<4.9	<3.9	<3.9	<1.8	<250	--	--	--	--	--
2.014	2.014-AA-082319	08/23/2019	Outdoor air	<0.099	<0.10	**0.16**	<0.099	<0.099	<0.17	<0.14	<0.13	<0.13	--	--	--	--	--	--
2.014	2.014-01-082319	08/23/2019	Family room air (1st Floor)	<0.099	<0.10	**0.37**	<0.099	<0.099	<0.17	<0.14	<0.13	<0.13	--	--	--	--	--	--
2.014	2.014-11-082319	08/23/2019	Family room air (1st Floor) (Duplicate)	<0.099	<0.10	**0.36**	<0.099	<0.099	<0.17	<0.14	<0.13	<0.13	--	--	--	--	--	--
2.014	2.014-02-082319	08/23/2019	Bedroom air (1st Floor)	<0.099	<0.10	**0.32**	**0.17**	<0.099	**0.46**	**0.15**	**2.3**	<0.13	--	--	--	--	--	--
2.014	2.014-03-082319	08/23/2019	Bathroom air (1st Floor)	<0.099	<0.10	**0.34**	<0.099	<0.099	<0.17	**0.14**	<0.13	<0.13	--	--	--	--	--	--
2.014	2.014-04-082319	08/23/2019	Bedroom air (2nd Floor)	<0.099	<0.10	**0.32**	<0.099	<0.099	<0.17	<0.14	<0.13	<0.13	--	--	--	--	--	--
2.014	2.014-SS-082319	08/23/2019	Garage sub-slab soil gas	<2.0	<2.0	<2.0	<2.0	<2.0	<3.4	**5.0**	<2.7	<1.3	**330**	--	--	--	--	--
2.014	2.014-AA-091119	09/11/2019	RESAMPLE Outdoor air	<0.099	<0.10	**0.20**	<0.099	<0.099	<0.17	<0.14	<0.13	<0.13	--	--	--	--	--	--

TABLE A-6

HISTORICAL RESIDENTIAL INDOOR AIR AND SOIL GAS SAMPLING RESULTS
Former Ford Aeronutronic Facility
Newport Beach, California

Building ID	Sample ID	Date [2]	Location Description	Volatile Organic Compounds [1] (µg/m³)									Leak Detection Compounds [1]					
				1,1-DCE	1,1-DCA	1,2-DCA	cis-1,2-DCE	trans-1,2-DCE	PCE	1,1,1-TCA	TCE	Vinyl Chloride	Helium (ppmv)	Heptane (µg/m³)	Hexane (µg/m³)	Pentane (µg/m³)	TFA (µg/m³)	DFA (µg/m³)
2.014	2.014-01-091119	09/11/2019	RESAMPLE Family room air (1st Floor)	<0.099	<0.10	**0.41**	<0.099	<0.099	<0.17	<0.14	<0.13	<0.13	--	--	--	--	--	--
2.014	2.014-02-091119	09/11/2019	RESAMPLE Bedroom air (1st Floor)	<0.099	<0.10	**0.39**	<0.099	<0.099	<0.17	**0.15**	<0.13	<0.13	--	--	--	--	--	--
2.014	2.014-22-091119	09/11/2019	RESAMPLE Bedroom air (1st Floor) (Duplicate)	<0.099	<0.10	**0.35**	<0.099	<0.099	**0.18**	<0.14	<0.13	<0.13	--	--	--	--	--	--
2.014	2.014-03-091119	09/11/2019	RESAMPLE Bathroom air (1st Floor)	<0.099	<0.10	**0.41**	<0.099	<0.099	<0.17	**0.15**	<0.13	<0.13	--	--	--	--	--	--
2.014	2.014-04-091119	09/11/2019	RESAMPLE Bedroom air (2nd Floor)	<0.099	<0.10	**0.44**	<0.099	<0.099	<0.17	<0.14	<0.13	<0.13	--	--	--	--	--	--
2.014	2.014-SS-091119	09/11/2019	RESAMPLE Garage sub-slab soil gas	<2.0	<2.0	<2.0	<2.0	<2.0	<3.4	**5.5**	<2.7	<1.3	**730**	--	--	--	--	--
2.014	2.014-AA-111021	11/10/2021	RESAMPLE Outdoor air	<0.099	<0.10	**0.11**	<0.099	<0.099	**0.31**	<0.14	**0.16**	<0.13	--	--	--	--	--	--
2.014	2.014-01-111021	11/10/2021	RESAMPLE Family room air (1st Floor)	<0.099	<0.10	**0.13**	<0.099	<0.099	<0.17	<0.14	<0.13	<0.13	--	--	--	--	--	--
2.014	2.014-02-111021	11/10/2021	RESAMPLE Bedroom air (1st Floor)	<0.099	<0.10	**0.16**	<0.099	<0.099	<0.17	<0.14	<0.13	<0.13	--	--	--	--	--	--
2.014	2.014-03-111021	11/10/2021	RESAMPLE Bathroom air (1st Floor)	<0.099	<0.10	**0.11**	<0.099	<0.099	<0.17	<0.14	<0.13	<0.13	--	--	--	--	--	--
2.014	2.014-04-111021	11/10/2021	RESAMPLE Bedroom air (2nd Floor)	<0.099	<0.10	<0.10	<0.099	<0.099	<0.17	<0.14	<0.13	<0.13	--	--	--	--	--	--
2.014	2.014-SS-111021	11/10/2021	RESAMPLE Garage sub-slab soil gas	<2.0	<2.0	<2.0	<2.0	<2.0	<3.4	**3.6**	<2.7	<1.3	**690**	--	--	--	--	--
2.014	2.014-AA-062222	06/22/2022	Outdoor air	<0.099	<0.10	<0.10	<0.20	<0.099	<0.17	<0.14	<0.13	<0.13	--	--	--	--	--	--
2.014	2.014-01-062222	06/22/2022	Family room air (1st Floor)	<0.099	<0.10	**0.15**	<0.20	<0.099	<0.17	<0.14	<0.13	<0.13	--	--	--	--	--	--
2.014	2.014-02-062222	06/22/2022	Bedroom air (1st Floor)	<0.099	<0.10	**0.13**	<0.20	<0.099	<0.17	<0.14	<0.13	<0.13	--	--	--	--	--	--
2.014	2.014-03-062222 [7]	06/22/2022	Bathroom air (1st Floor)	<0.26	<0.26	<0.26	<0.51	<0.26	<0.44	<0.35	<0.35	<0.33	--	--	--	--	--	--
2.014	2.014-04-062222	06/22/2022	Bedroom air (2nd Floor)	<0.099	<0.10	**0.16**	<0.20	<0.099	<0.17	<0.14	<0.13	<0.13	--	--	--	--	--	--
2.014	2.014-SS-062222	06/22/2022	RESAMPLE Garage sub-slab soil gas	<2.0	<2.0	<2.0	<2.0	<2.0	**10**	<2.7	**4.9**	<1.3	**420**	--	--	--	--	--
8.01	MINIRES-AA-082318	8/23/2018 [9]	Outdoor air	<2.5	<2.5	<2.5	<2.5	<2.5	<4.2	<3.4	<3.3	<3.2	--	--	--	--	--	--
8.01	MINIRES-01-082318	8/23/2018 [9]	Bathroom air (2nd Floor)	<0.099	<0.10	**1.0**	<0.099	<0.099	<0.17	<0.14	<0.13	<0.13	--	--	--	--	--	--
8.01	MINIRES-02-082318	8/23/2018 [9]	Living room air (2nd Floor)	<0.099	<0.10	**0.98**	<0.099	<0.099	**0.18**	<0.14	<0.13	<0.13	--	--	--	--	--	--
8.01	MINIRES-02-082318DUP	8/23/2018 [9]	Living room air (2nd Floor) (Duplicate)	<0.099	<0.10	**0.88**	<0.099	<0.099	<0.17	<0.14	<0.13	<0.13	--	--	--	--	--	--
8.01	MINIA1017-03-082318	8/23/2018 [9]	Storage Unit (A1017) air (1st Floor)	<0.099	<0.10	**0.43**	<0.099	<0.099	<0.17	<0.14	<0.13	<0.13	--	--	--	--	--	--
8.01	MINIA1017-SS-082418	08/24/2018	Storage Unit (A1017) Sub-slab soil gas	<2.8	<2.9	<2.9	<2.8	<2.8	**15**	<3.9	<3.8	<1.8	**472**	--	--	--	--	--
8.01	8-MINIRES-AA-032119	03/21/2019	RESAMPLE Outdoor air	<0.099	<0.10	<0.10	<0.099	<0.099	<0.17	<0.14	<0.13	<0.13	--	--	--	--	--	--
8.01	8-MINIRES-02-032119	03/21/2019	RESAMPLE Bathroom air (2nd Floor)	<0.099	<0.10	**0.56**	<0.099	<0.099	<0.17	<0.14	<0.13	<0.13	--	--	--	--	--	--
8.01	8-MINIRES-01-032119	03/21/2019	RESAMPLE Living room air (2nd Floor)	<0.099	<0.10	**0.69**	<0.099	<0.099	<0.17	<0.14	<0.13	<0.13	--	--	--	--	--	--
8.01	8-MINIRES-11-032119	03/21/2019	RESAMPLE Living room air (2nd Floor) (Duplicate)	<0.099	<0.10	**0.63**	<0.099	<0.099	<0.17	<0.14	<0.13	<0.13	--	--	--	--	--	--
8.01	8-MINIRES-03-032119	03/21/2019	RESAMPLE Storage Unit A1014 air (1st Floor) [10]	<0.099	<0.10	**0.21**	<0.099	<0.099	<0.17	<0.14	<0.13	<0.13	--	--	--	--	--	--
8.01	8-MINI101A-SS-032119	03/21/2019	RESAMPLE Storage Unit A1014 Sub-slab soil gas [10]	<2.0	<2.0	<2.0	<2.0	<2.0	**37**	<2.7	**86**	<1.3	**245**	--	--	--	--	--
10.01	10.01-AA-081419	08/14/2019	Outdoor air	<0.099	<0.10	**0.10**	**0.21**	<0.099	**6.6**	<0.14	**0.68**	<0.13	--	--	--	--	--	--
10.01	10.01-01-081419	08/14/2019	Living room air (1st Floor)	<0.099	<0.10	**0.93**	<0.099	<0.099	**1.4 J**	<0.14	<0.13	<0.13	--	--	--	--	--	--
10.01	10.01-11-081419	08/14/2019	Living room air (1st Floor) (Duplicate)	<0.099	<0.10	**0.94**	<0.099	<0.099	<0.17 UJ	<0.14	<0.13	<0.13	--	--	--	--	--	--
10.01	10.01-02-081419	08/14/2019	Bathroom (guest) air (1st Floor)	<0.099	<0.10	**0.78**	<0.099	<0.099	<0.17	<0.14	<0.13	<0.13	--	--	--	--	--	--
10.01	10.01-03-081419	08/14/2019	Bedroom (master) air (1st Floor)	<0.099	<0.10	**3.4**	<0.099	<0.099	<0.17	<0.14	<0.13	<0.13	--	--	--	--	--	--
10.01	10.01-AA-091119	09/11/2019	RESAMPLE Outdoor air	<0.099	<0.10	**0.12**	<0.099	<0.099	<0.17	<0.14	<0.13	<0.13	--	--	--	--	--	--
10.01	10.01-01-091119	09/11/2019	RESAMPLE Living room air (1st Floor)	<0.099	<0.10	**4.7**	<0.099	<0.099	<0.17	**0.25**	<0.13	<0.13	--	--	--	--	--	--
10.01	10.01-02-091119	09/11/2019	RESAMPLE Bathroom (guest) air (1st Floor)	<0.099	<0.10	**3.9**	<0.099	<0.099	<0.17	**0.17**	<0.13	<0.13	--	--	--	--	--	--
10.01	10.01-03-091119	09/11/2019	RESAMPLE Bedroom (master) air (1st Floor)	<0.099	<0.10	**8.4**	<0.099	<0.099	<0.17	**0.21**	<0.13	<0.13	--	--	--	--	--	--
10.01	PSG-10-1-5 [4]	07/16/2019	Perimeter soil gas-10-1	<8.0	<8.0	<8.0	<8.0	<8.0	**13**	<8.0	**147**	<8.0	--	<80	<80	<80	--	--
10.01	PSG-10-1-15 [4]	07/16/2019	Perimeter soil gas-10-1	**15**	<8.0	<8.0	<8.0	<8.0	**40**	<8.0	**1,530**	<8.0	--	<80	<80	<80	--	--
10.01	PSG-10-1-15 REP [4]	07/16/2019	Perimeter soil gas-10-1 (Replicate)	**10**	<8.0	<8.0	<8.0	<8.0	**36**	<8.0	**1,410**	<8.0	--	<80	<80	<80	--	--
10.01	PSG-10-2-5 [4]	07/16/2019	Perimeter soil gas-10-2	<8.0	<8.0	<8.0	<8.0	<8.0	**14**	<8.0	**84**	<8.0	--	<80	<80	<80	--	--
10.01	PSG-10-2-15 [4]	07/16/2019	Perimeter soil gas-10-2	**5.0 J**	<8.0	<8.0	<8.0	<8.0	**47**	<8.0	**1,870**	<8.0	--	<80	<80	<80	--	--
10.01	10.01-AA-120321	12/03/2021	RESAMPLE Outdoor air	<0.099	<0.10	<0.10	<0.099	<0.099	<0.17	<0.14	<0.13	<0.13	--	--	--	--	--	--
10.01	10.01-01-120321	12/03/2021	RESAMPLE Living room air (1st Floor)	<0.099	<0.10	<0.10	<0.099	<0.099	<0.17	<0.14	<0.13	<0.13	--	--	--	--	--	--
10.01	10.01-02-120321	12/03/2021	RESAMPLE Bathroom (guest) air (1st Floor)	<0.099	<0.10	<0.10	<0.099	<0.099	<0.17	<0.14	<0.13	<0.13	--	--	--	--	--	--
10.01	10.01-03-120321	12/03/2021	RESAMPLE Bedroom (master) air (1st Floor)	<0.099	<0.10	<0.10	<0.099	<0.099	<0.17	<0.14	<0.13	<0.13	--	--	--	--	--	--
10.01	PSG-10-1-5 [4]	09/10/2021	Perimeter soil gas-10-01 air	<8.0	<8.0	<8.0	<8.0	<8.0	**11**	<8.0	**87**	<8.0	--	<80	<80	<80	--	--
10.01	PSG-10-1-5 REP[4]	09/10/2021	Perimeter soil gas-10-01 air (Replicate)	<8.0	<8.0	<8.0	<8.0	<8.0	**11**	<8.0	**98**	<8.0	--	<80	<80	<80	--	--
10.01	PSG-10-1-15 [4]	09/10/2021	Perimeter soil gas-10-01 air	<8.0	<8.0	<8.0	<8.0	<8.0	**51**	**5.0 J**	**1,740**	<8.0	--	<80	<80	<80	--	--
10.01	PSG-10-2-5 [4]	09/10/2021	Perimeter soil gas-10-02 air	<8.0	<8.0	<8.0	<8.0	<8.0	**20**	**2.0 J**	**293**	<8.0	--	<80	<80	<80	--	--
10.01	PSG-10-2-15 [4]	09/10/2021	Perimeter soil gas-10-02 air	<8.0	<8.0	<8.0	<8.0	<8.0	**78**	**7.0 J**	**3,060**	<8.0	--	<80	<80	<80	--	--
10.01	10.01-AA-060322	06/03/2022	RESAMPLE Outdoor air	<0.099	<0.10	<0.10	<0.20	<0.099	<0.17	<0.14	**0.51**	<0.13	--	--	--	--	--	--
10.01	10.01-01-060322	06/03/2022	RESAMPLE Living room air (1st Floor)	<0.099	<0.10	<0.10	<0.20	<0.099	<0.17	<0.14	<0.13	<0.13	--	--	--	--	--	--
10.01	10.01-02-060322	06/03/2022	RESAMPLE Bathroom (guest) air (1st Floor)	<0.099	<0.10	<0.10	<0.20	<0.099	<0.17	<0.14	<0.13	<0.13	--	--	--	--	--	--

TABLE A-6

HISTORICAL RESIDENTIAL INDOOR AIR AND SOIL GAS SAMPLING RESULTS
Former Ford Aeronutronic Facility
Newport Beach, California

Building ID	Sample ID	Date [2]	Location Description	Volatile Organic Compounds [1] (µg/m³)									Leak Detection Compounds [1]					
				1,1-DCE	1,1-DCA	1,2-DCA	cis-1,2-DCE	trans-1,2-DCE	PCE	1,1,1-TCA	TCE	Vinyl Chloride	Helium (ppmv)	Heptane (µg/m³)	Hexane (µg/m³)	Pentane (µg/m³)	TFA (µg/m³)	DFA (µg/m³)
10.01	10.01-03-060322	06/03/2022	RESAMPLE Bedroom (master) air (1st Floor)	<0.099	<0.10	<0.10	<0.20	<0.099	<0.17	<0.14	<0.13	<0.13	--	--	--	--	--	--
10.01	PSG-10-1-5 [4]	05/02/2022	Perimeter soil gas-10-01 air	<4.0	<4.0	<4.0	<4.0	<4.0	**18 J+**	<4.0	**91**	<4.0 UJ	--	<40	<40	<40	--	--
10.01	PSG-10-1-15 [4]	05/02/2022	Perimeter soil gas-10-01 air	<4.0	<4.0	<4.0	<4.0	<4.0	**66 J+**	**5.0**	**1,540**	<4.0 UJ	--	<40	<40	<40	--	--
10.01	PSG-10-1-15 REP [4]	05/02/2022	Perimeter soil gas-10-01 air (Replicate)	<4.0	<4.0	<4.0	<4.0	<4.0	**47 J+**	<4.0	**1,110**	<4.0 UJ	--	<40	<40	<40	--	--
10.01	PSG-10-2-5 [4]	05/02/2022	Perimeter soil gas-10-02 air	<4.0	<4.0	<4.0	<4.0	<4.0	**22 J+**	<4.0	**232**	<4.0 UJ	--	<40	<40	<40	--	--
10.01	PSG-10-2-15 [4]	05/02/2022	Perimeter soil gas-10-02 air	<4.0	<4.0	<4.0	<4.0	<4.0	**63 J+**	**5.0**	**1,910**	<4.0 UJ	--	<40	<40	<40	--	--
10.03	10.03.AA-090121	09/01/2021	Outdoor air	<0.099	<0.10	<0.10	<0.099	<0.099	<0.17	<0.14	<0.13	<0.13	--	--	--	--	--	--
10.03	10.03-01-090121	09/01/2021	Living room air (1st Floor)	<0.099	<0.10	<0.10	<0.099	<0.099	<0.17	**0.38**	<0.13	<0.13	--	--	--	--	--	--
10.03	10.03-02-090121	09/01/2021	Bathroom air (1st Floor)	<0.099	<0.10	<0.10	<0.099	<0.099	<0.17	**0.50**	<0.13	<0.13	--	--	--	--	--	--
10.03	10.03-03-090121	09/01/2021	Bedroom (master) air (2nd Floor)	<0.099	<0.10	<0.10	<0.099	<0.099	<0.17	**0.20**	<0.13	<0.13	--	--	--	--	--	--
10.03	PSG-10-1-5 [4]	09/10/2021	Perimeter soil gas-10-01 air	<8.0	<8.0	<8.0	<8.0	<8.0	**11**	<8.0	**87**	<8.0	--	<80	<80	<80	--	--
10.03	PSG-10-1-5 REP [4]	09/10/2021	Perimeter soil gas-10-01 air (Replicate)	<8.0	<8.0	<8.0	<8.0	<8.0	**11**	<8.0	**98**	<8.0	--	<80	<80	<80	--	--
10.03	PSG-10-1-15 [4]	09/10/2021	Perimeter soil gas-10-01 air	<8.0	<8.0	<8.0	<8.0	<8.0	**51**	**5.0 J**	**1,740**	<8.0	--	<80	<80	<80	--	--
10.03	PSG-10-2-5 [4]	09/10/2021	Perimeter soil gas-10-02 air	<8.0	<8.0	<8.0	<8.0	<8.0	**20**	**2.0 J**	**293**	<8.0	--	<80	<80	<80	--	--
10.03	PSG-10-2-15 [4]	09/10/2021	Perimeter soil gas-10-02 air	<8.0	<8.0	<8.0	<8.0	<8.0	**78**	**7.0 J**	**3,060**	<8.0	--	<80	<80	<80	--	--
10.04	10.04-AA-053019	05/30/2019	Outdoor air	<0.099	<0.10	<0.10	<0.099	<0.099	<0.17	<0.14	<0.13	<0.13	--	--	--	--	--	--
10.04	10.04-01-053019	05/30/2019	Living room air (1st Floor)	<0.099	<0.10	<0.10	<0.099	<0.099	<0.17	<0.14	<0.13	<0.13	--	--	--	--	--	--
10.04	10.04-02-053019	05/30/2019	Bathroom air (1st Floor)	<0.099	<0.10	<0.10	<0.099	<0.099	<0.17	<0.14	<0.13	<0.13	--	--	--	--	--	--
10.04	10.04-03-053019	05/30/2019	Bedroom (master) air (1st Floor)	<0.099	<0.10	<0.10	<0.099	<0.099	<0.17	<0.14	<0.13	<0.13	--	--	--	--	--	--
10.04	PSG-10-1-5 [4]	03/04/2019	Perimeter soil gas-10-1	<8.0	<8.0	<8.0	<8.0	<8.0	**21**	**6.0 J**	**541**	<8.0	--	<80	<80	<80	--	--
10.04	PSG-10-1-15 [4]	03/04/2019	Perimeter soil gas-10-1	**13**	<8.0	<8.0	<8.0	<8.0	**62**	<8.0	**2,170**	<8.0	--	<80	<80	<80	--	--
10.04	PSG-10-2-5 [4]	03/04/2019	Perimeter soil gas-10-2	<8.0	<8.0	<8.0	<8.0	<8.0	<8.0	<8.0	**138**	<8.0	--	<80	<80	<80	--	--
10.04	PSG-10-2-15 [4]	03/04/2019	Perimeter soil gas-10-2	**5.0 J**	<8.0	<8.0	<8.0	<8.0	**74**	**14**	**2,970**	<8.0	--	<80	<80	<80	--	--
10.04	10.04-AA-012920	01/29/2020	RESAMPLE Outdoor air	<0.099	<0.10	<0.10	<0.099	<0.099	<0.17	<0.14	<0.13	<0.13	--	--	--	--	--	--
10.04	10.04-01-012920	01/29/2020	RESAMPLE Living room air (1st Floor)	<0.099	<0.10	**0.14**	<0.099	<0.099	<0.17	**0.16**	<0.13	<0.13	--	--	--	--	--	--
10.04	10.04-11-012920	01/29/2020	RESAMPLE Living room air (1st Floor) (Duplicate)	<0.099	<0.10	**0.14**	<0.099	<0.099	**0.17**	**0.17**	**0.16**	<0.13	--	--	--	--	--	--
10.04	10.04-02-012920	01/29/2020	RESAMPLE Bathroom air (1st Floor)	<0.099	<0.10	**0.13**	<0.099	<0.099	<0.17	**0.15**	**0.16**	<0.13	--	--	--	--	--	--
10.04	10.04-03-012920	01/29/2020	RESAMPLE Bedroom (master) air (1st Floor)	<0.099	<0.10	**0.12**	<0.099	<0.099	**0.17**	**0.15**	<0.13	<0.13	--	--	--	--	--	--
10.04	PSG-10-1-5 [4]	01/28/2020	Perimeter soil gas-10-1	<8.0	<8.0	<8.0	<8.0	<8.0	<8.0	<8.0	**21**	<8.0	--	<80	<80	<80	--	--
10.04	PSG-10-1-15 [4]	01/28/2020	Perimeter soil gas-10-1	**5.0 J**	<8.0	<8.0	<8.0	<8.0	**19**	<8.0	**653**	<8.0	--	<80	<80	<80	--	--
10.04	PSG-10-2-5 [4]	01/28/2020	Perimeter soil gas-10-2	<8.0	<8.0	<8.0	<8.0	<8.0	<8.0	<8.0	**59**	<8.0	--	<80	<80	<80	--	--
10.04	PSG-10-2-15 [4]	01/28/2020	Perimeter soil gas-10-2	<8.0	<8.0	<8.0	<8.0	<8.0	**47**	**9.0**	**2,140**	<8.0	--	<80	<80	<80	--	--
10.04	PSG-10-2-15 REP [4]	01/28/2020	Perimeter soil gas-10-2 (Replicate)	<8.0	<8.0	<8.0	<8.0	<8.0	**57**	**12**	**2,700**	<8.0	--	<80	<80	<80	--	--
10.05	10.05-AA-032919	03/29/2019	Outdoor air	<0.099	<0.10	<0.10	<0.099	<0.099	<0.17	<0.14	<0.13	<0.13	--	--	--	--	--	--
10.05	10.05-01-032919	03/29/2019	Kitchen/Living room air (2nd Floor)	<0.099	<0.10	**0.28**	<0.099	<0.099	**0.19**	<0.14	**0.17**	<0.13	--	--	--	--	--	--
10.05	10.05-11-032919	03/29/2019	Kitchen/Living room air (2nd Floor) (Duplicate)	<0.099	<0.10	**0.27**	<0.099	<0.099	**0.26**	<0.14	<0.13	<0.13	--	--	--	--	--	--
10.05	10.05-02-032919	03/29/2019	Bathroom air (2nd Floor)	<0.099	<0.10	**0.28**	<0.099	<0.099	**0.20**	<0.14	<0.13	<0.13	--	--	--	--	--	--
10.05	10.05-03-032919	03/29/2019	Bedroom (master) (2nd Floor)	<0.099	<0.10	**0.28**	<0.099	<0.099	**0.28**	<0.14	<0.13	<0.13	--	--	--	--	--	--
10.05	PSG-10-1-5 [4]	03/04/2019	Perimeter soil gas-10-1	<8.0	<8.0	<8.0	<8.0	<8.0	**21**	**6.0 J**	**541**	<8.0	--	<80	<80	<80	--	--
10.05	PSG-10-1-15 [4]	03/04/2019	Perimeter soil gas-10-1	**13**	<8.0	<8.0	<8.0	<8.0	**62**	<8.0	**2,170**	<8.0	--	<80	<80	<80	--	--
10.05	PSG-10-2-5 [4]	03/04/2019	Perimeter soil gas-10-2	<8.0	<8.0	<8.0	<8.0	<8.0	<8.0	<8.0	**138**	<8.0	--	<80	<80	<80	--	--
10.05	PSG-10-2-15 [4]	03/04/2019	Perimeter soil gas-10-2	**5.0 J**	<8.0	<8.0	<8.0	<8.0	**74**	**14**	**2,970**	<8.0	--	<80	<80	<80	--	--
10.05	10.05-AA-101619	10/16/2019	RESAMPLE Outdoor air	<0.099	<0.10	<0.10	<0.099	<0.099	<0.17	<0.14	<0.13	<0.13	--	--	--	--	--	--
10.05	10.05-01-101619	10/16/2019	RESAMPLE Kitchen air (2nd Floor)	<0.099	<0.10	**0.37**	<0.099	<0.099	<0.17	<0.14	<0.13	<0.13	--	--	--	--	--	--
10.05	10.05-02-101619	10/16/2019	RESAMPLE Bathroom air (2nd Floor)	<0.099	<0.10	**0.42**	<0.099	<0.099	<0.17	<0.14	<0.13	<0.13	--	--	--	--	--	--
10.05	10.05-03-101619	10/16/2019	RESAMPLE Bedroom (master) (2nd Floor)	<0.099	<0.10	**0.24**	<0.099	<0.099	**0.17**	<0.14	<0.13	<0.13	--	--	--	--	--	--
10.05	PSG-10-1-5 [4]	07/16/2019	Perimeter soil gas-10-1	<8.0	<8.0	<8.0	<8.0	<8.0	**13**	<8.0	**147**	<8.0	--	<80	<80	<80	--	--
10.05	PSG-10-1-15 [4]	07/16/2019	Perimeter soil gas-10-1	**15**	<8.0	<8.0	<8.0	<8.0	**40**	<8.0	**1,530**	<8.0	--	<80	<80	<80	--	--
10.05	PSG-10-1-15 REP [4]	07/16/2019	Perimeter soil gas-10-1 (Replicate)	**10**	<8.0	<8.0	<8.0	<8.0	**36**	<8.0	**1,410**	<8.0	--	<80	<80	<80	--	--
10.05	PSG-10-2-5 [4]	07/16/2019	Perimeter soil gas-10-2	<8.0	<8.0	<8.0	<8.0	<8.0	**14**	<8.0	**84**	<8.0	--	<80	<80	<80	--	--
10.05	PSG-10-2-15 [4]	07/16/2019	Perimeter soil gas-10-2	**5.0 J**	<8.0	<8.0	<8.0	<8.0	**47**	<8.0	**1,870**	<8.0	--	<80	<80	<80	--	--
10.06	10.06-AA-030619	03/06/2019	Outdoor air	<0.099	<0.10	<0.10	<0.099	<0.099	<0.17	<0.14	**0.16**	<0.13	--	--	--	--	--	--
10.06	10.06-01-030619	03/06/2019	Living room air (2nd Floor)	<0.099	<0.10	**0.28**	<0.099	<0.099	**0.93**	<0.14	<0.13	<0.13	--	--	--	--	--	--
10.06	10.06-02-030619	03/06/2019	Bedroom air (2nd Floor)	<0.099	<0.10	**0.29**	<0.099	<0.099	**1.2**	<0.14	<0.13	<0.13	--	--	--	--	--	--
10.06	10.06-03-030619	03/06/2019	Bathroom air (2nd Floor)	<0.099	<0.10	**0.28**	<0.099	<0.099	**1.3**	<0.14	<0.13	<0.13	--	--	--	--	--	--
10.06	10.06-04-030619	03/06/2019	Bedroom (master) air (2nd Floor)	<0.099	<0.10	**0.26**	<0.099	<0.099	**1.7**	<0.14	<0.13	<0.13	--	--	--	--	--	--

TABLE A-6

HISTORICAL RESIDENTIAL INDOOR AIR AND SOIL GAS SAMPLING RESULTS
Former Ford Aeronutronic Facility
Newport Beach, California

Building ID	Sample ID	Date [2]	Location Description	Volatile Organic Compounds [1] (µg/m³)									Leak Detection Compounds [1]					
				1,1-DCE	1,1-DCA	1,2-DCA	cis-1,2-DCE	trans-1,2-DCE	PCE	1,1,1-TCA	TCE	Vinyl Chloride	Helium (ppmv)	Heptane (µg/m³)	Hexane (µg/m³)	Pentane (µg/m³)	TFA (µg/m³)	DFA (µg/m³)
10.06	10.06-AA-051019	05/10/2019	RESAMPLE Outdoor air	<0.099	<0.10	<0.10	<0.099	<0.099	<0.17	<0.14	<0.13	<0.13	--	--	--	--	--	--
10.06	10.06-01-051019	05/10/2019	RESAMPLE Living room air (2nd Floor)	<0.099	<0.10	**0.11**	<0.099	<0.099	**0.48**	<0.14	<0.13	<0.13	--	--	--	--	--	--
10.06	10.06-02-051019	05/10/2019	RESAMPLE Bedroom (guest) air (2nd Floor)	<0.099	<0.10	<0.10	<0.099	<0.099	**0.79**	<0.14	<0.13	<0.13	--	--	--	--	--	--
10.06	10.06-03-051019	05/10/2019	RESAMPLE Bathroom air (2nd Floor)	<0.099	<0.10	<0.10	<0.099	<0.099	**0.76**	<0.14	<0.13	<0.13	--	--	--	--	--	--
10.06	10.06-04-051019	05/10/2019	RESAMPLE Bedroom (master) air (2nd Floor)	<0.099	<0.10	<0.10	<0.099	<0.099	**0.67**	<0.14	<0.13	<0.13	--	--	--	--	--	--
10.06	PSG-10-1-5 [4]	03/04/2019	Perimeter soil gas-10-1	<8.0	<8.0	<8.0	<8.0	<8.0	**21**	**6.0 J**	**541**	<8.0	--	<80	<80	<80	--	--
10.06	PSG-10-1-15 [4]	03/04/2019	Perimeter soil gas-10-1	**13**	<8.0	<8.0	<8.0	<8.0	**62**	<8.0	**2,170**	<8.0	--	<80	<80	<80	--	--
10.06	PSG-10-2-5 [4]	03/04/2019	Perimeter soil gas-10-2	<8.0	<8.0	<8.0	<8.0	<8.0	<8.0	<8.0	**138**	<8.0	--	<80	<80	<80	--	--
10.06	PSG-10-2-15 [4]	03/04/2019	Perimeter soil gas-10-2	**5.0 J**	<8.0	<8.0	<8.0	<8.0	**74**	**14**	**2,970**	<8.0	--	<80	<80	<80	--	--
10.06	10.06-AA-120619	12/06/2019	RESAMPLE Outdoor air	<0.099	<0.10	<0.10	<0.099	<0.099	<0.17	<0.14	<0.13	<0.13	--	--	--	--	--	--
10.06	10.06-01-120619	12/06/2019	RESAMPLE Living room air (2nd Floor)	<0.099	<0.10	**0.20**	<0.099	<0.099	**0.43**	<0.14	<0.13	<0.13	--	--	--	--	--	--
10.06	10.06-11-120619	12/06/2019	RESAMPLE Living room air (2nd Floor) (Duplicate)	<0.099	<0.10	**0.20**	<0.099	<0.099	**0.36**	<0.14	<0.13	<0.13	--	--	--	--	--	--
10.06	10.06-02-120619	12/06/2019	RESAMPLE Bedroom (guest) air (2nd Floor)	<0.099	<0.10	**0.17**	<0.099	<0.099	**0.40**	<0.14	<0.13	<0.13	--	--	--	--	--	--
10.06	10.06-03-120619	12/06/2019	RESAMPLE Bathroom air (2nd Floor)	<0.099	<0.10	**0.19**	<0.099	<0.099	**0.49**	<0.14	<0.13	<0.13	--	--	--	--	--	--
10.06	10.06-04-120619	12/06/2019	RESAMPLE Bedroom (master) air (2nd Floor)	<0.099	<0.10	**0.14**	<0.099	<0.099	**0.54**	<0.14	<0.13	<0.13	--	--	--	--	--	--
10.06	PSG-10-1-5 [4]	07/16/2019	Perimeter soil gas-10-1	<8.0	<8.0	<8.0	<8.0	<8.0	**13**	<8.0	**147**	<8.0	--	<80	<80	<80	--	--
10.06	PSG-10-1-15 [4]	07/16/2019	Perimeter soil gas-10-1	**15**	<8.0	<8.0	<8.0	<8.0	**40**	<8.0	**1,530**	<8.0	--	<80	<80	<80	--	--
10.06	PSG-10-1-15 REP [4]	07/16/2019	Perimeter soil gas-10-1 (Replicate)	**10**	<8.0	<8.0	<8.0	<8.0	**36**	<8.0	**1,410**	<8.0	--	<80	<80	<80	--	--
10.06	PSG-10-2-5 [4]	07/16/2019	Perimeter soil gas-10-2	<8.0	<8.0	<8.0	<8.0	<8.0	**14**	<8.0	**84**	<8.0	--	<80	<80	<80	--	--
10.06	PSG-10-2-15 [4]	07/16/2019	Perimeter soil gas-10-2	**5.0 J**	<8.0	<8.0	<8.0	<8.0	**47**	<8.0	**1,870**	<8.0	--	<80	<80	<80	--	--
10.06	10.06-AA-123120	12/31/2020	RESAMPLE Outdoor air	<0.26	<0.26	<0.26	<0.26	<0.26	<0.44	<0.35	<0.35	<0.33	--	--	--	--	--	--
10.06	10.06-01-123120	12/31/2020	RESAMPLE Living room air (2nd Floor)	<0.099	<0.10	<0.10	<0.099	<0.099	<0.17	<0.14	<0.13	<0.13	--	--	--	--	--	--
10.06	10.06-02-123120	12/31/2020	RESAMPLE Bedroom (guest) air (2nd Floor)	<0.099	<0.10	<0.10	<0.099	<0.099	<0.17	<0.14	<0.13	<0.13	--	--	--	--	--	--
10.06	10.06-03-123120	12/31/2020	RESAMPLE Bathroom air (2nd Floor)	<0.099	<0.10	<0.10	<0.099	<0.099	<0.17	<0.14	<0.13	<0.13	--	--	--	--	--	--
10.06	10.06-04-123120	12/31/2020	RESAMPLE Bedroom (master) air (2nd Floor)	<0.099	<0.10	<0.10	<0.099	<0.099	<0.17	<0.14	<0.13	<0.13	--	--	--	--	--	--
10.06	PSG-10-1-5 [4]	08/25/2020	Perimeter soil gas-10-01	<8.0	<8.0	<8.0	<8.0	<8.0	**11**	<8.0	**38**	<8.0	--	<80	<80	<80	--	--
10.06	PSG-10-1-15 [4]	08/25/2020	Perimeter soil gas-10-01	<8.0	<8.0	<8.0	<8.0	<8.0	**44**	<8.0	**1,260**	<8.0	--	<80	<80	<80	--	--
10.06	PSG-10-2-5 [4]	08/25/2020	Perimeter soil gas-10-02	<8.0	<8.0	<8.0	<8.0	<8.0	**17**	<8.0	**159**	<8.0	--	<80	<80	<80	--	--
10.06	PSG-10-2-15 [4]	08/25/2020	Perimeter soil gas-10-02	<8.0	<8.0	<8.0	<8.0	<8.0	**72**	<8.0	**2,560**	<8.0	--	<80	<80	<80	--	--
10.07	10.07-AA-071322	07/13/2022	RESAMPLE Outdoor air	<0.099	<0.10	<0.10	<0.20	<0.099	<0.17	<0.14	<0.13	<0.13	--	--	--	--	--	--
10.07	10.07-01-071322	07/13/2022	Living room air (2nd Floor)	<0.099	<0.10	<0.10	<0.20	<0.099	<0.17	<0.14	<0.13	<0.13	--	--	--	--	--	--
10.07	10.07-02-071322	07/13/2022	Bathroom air (2nd Floor)	<0.099	<0.10	<0.10	<0.20	<0.099	<0.17	<0.14	<0.13	<0.13	--	--	--	--	--	--
10.07	10.07-03-071322	07/13/2022	Bedroom (master) air (2nd Floor)	<0.099	<0.10	<0.10	<0.20	<0.099	<0.17	<0.14	<0.13	<0.13	--	--	--	--	--	--
10.07	PSG-10-1-5 [4]	05/02/2022	Parcel 10, perimeter soil gas-10-01	<4.0	<4.0	<4.0	<4.0	<4.0	**18 J+**	<4.0	**91**	<4.0 UJ	--	<40	<40	<40	--	--
10.07	PSG-10-1-15 [4]	05/02/2022	Parcel 10, perimeter soil gas-10-01	<4.0	<4.0	<4.0	<4.0	<4.0	**66 J+**	**5.0**	**1,540**	<4.0 UJ	--	<40	<40	<40	--	--
10.07	PSG-10-1-15 REP [4]	05/02/2022	Parcel 10, perimeter soil gas-10-01 (Replicate)	<4.0	<4.0	<4.0	<4.0	<4.0	**47 J+**	<4.0	**1,110**	<4.0 UJ	--	<40	<40	<40	--	--
10.07	PSG-10-2-5 [4]	05/02/2022	Parcel 10, perimeter soil gas-10-02	<4.0	<4.0	<4.0	<4.0	<4.0	**22 J+**	<4.0	**232**	<4.0 UJ	--	<40	<40	<40	--	--
10.07	PSG-10-2-15 [4]	05/02/2022	Parcel 10, perimeter soil gas-10-02	<4.0	<4.0	<4.0	<4.0	<4.0	**63 J+**	**5.0**	**1,910**	<4.0 UJ	--	<40	<40	<40	--	--
10.08	10.06-AA-030619 [6]	03/06/2019	Outdoor air	<0.099	<0.10	<0.10	<0.099	<0.099	<0.17	<0.14	**0.16**	<0.13	--	--	--	--	--	--
10.08	10.08-01-030619	03/06/2019	Living room air (2nd Floor)	<0.099	<0.10	**0.15**	<0.099	<0.099	**0.90**	**0.65**	**0.14**	<0.13	--	--	--	--	--	--
10.08	10.08-02-030619	03/06/2019	Bathroom (master) air (2nd Floor)	<0.099	<0.10	**0.14**	<0.099	<0.099	**0.42**	**0.41**	<0.13	<0.13	--	--	--	--	--	--
10.08	10.08-03-030619	03/06/2019	Bedroom (master) air (2nd Floor)	<0.099	<0.10	**0.14**	<0.099	<0.099	**0.48**	**0.44**	<0.13	<0.13	--	--	--	--	--	--
10.08	10.08-04-030619	03/06/2019	Bedroom air (2nd Floor)	<0.099	<0.10	**0.16**	<0.099	<0.099	**0.45**	**0.41**	<0.13	<0.13	--	--	--	--	--	--
10.08	10.08-AA-051019	05/10/2019	RESAMPLE Outdoor air	<0.099	<0.10	<0.10	<0.099	<0.099	<0.17	<0.14	<0.13	<0.13	--	--	--	--	--	--
10.08	10.08-01-051019	05/10/2019	RESAMPLE Living room air (2nd Floor)	<0.099	<0.10	<0.10	<0.099	<0.099	**0.65**	**0.21**	<0.13	<0.13	--	--	--	--	--	--
10.08	10.08-02-051019	05/10/2019	RESAMPLE Bathroom (master) air (2nd Floor)	<0.099	<0.10	<0.10	<0.099	<0.099	**0.24**	<0.14	<0.13	<0.13	--	--	--	--	--	--
10.08	10.08-03-051019	05/10/2019	RESAMPLE Bedroom (master) air (2nd Floor)	<0.099	<0.10	<0.10	<0.099	<0.099	**0.27**	<0.14	<0.13	<0.13	--	--	--	--	--	--
10.08	10.08-04-051019	05/10/2019	RESAMPLE Bedroom (guest) air (2nd Floor)	<0.099	<0.10	<0.10	<0.099	<0.099	**0.34**	<0.14	<0.13	<0.13	--	--	--	--	--	--
10.08	PSG-10-1-5 [4]	03/04/2019	Perimeter soil gas-10-1	<8.0	<8.0	<8.0	<8.0	<8.0	**21**	**6.0 J**	**541**	<8.0	--	<80	<80	<80	--	--
10.08	PSG-10-1-15 [4]	03/04/2019	Perimeter soil gas-10-1	**13**	<8.0	<8.0	<8.0	<8.0	**62**	<8.0	**2,170**	<8.0	--	<80	<80	<80	--	--
10.08	PSG-10-2-5 [4]	03/04/2019	Perimeter soil gas-10-2	<8.0	<8.0	<8.0	<8.0	<8.0	<8.0	<8.0	**138**	<8.0	--	<80	<80	<80	--	--
10.08	PSG-10-2-15 [4]	03/04/2019	Perimeter soil gas-10-2	**5.0 J**	<8.0	<8.0	<8.0	<8.0	**74**	**14**	**2,970**	<8.0	--	<80	<80	<80	--	--
10.08	10.08-AA-120619	12/06/2019	RESAMPLE Outdoor air	<0.099	<0.10	<0.10	<0.099	<0.099	<0.17	<0.14	<0.13	<0.13	--	--	--	--	--	--
10.08	10.08-01-120619	12/06/2019	RESAMPLE Living room air (2nd Floor)	<0.099	<0.10	**0.19**	<0.099	<0.099	**0.66**	**0.36**	<0.13	<0.13	--	--	--	--	--	--
10.08	10.08-11-120619	12/06/2019	RESAMPLE Living room air (2nd Floor) (Duplicate)	<0.099	<0.10	**0.19**	<0.099	<0.099	**0.68**	**0.37**	<0.13	<0.13	--	--	--	--	--	--
10.08	10.08-02-120619	12/06/2019	RESAMPLE Bathroom (master) air (2nd Floor)	<0.099	<0.10	**0.16**	<0.099	<0.099	**0.48**	**0.31**	<0.13	<0.13	--	--	--	--	--	--

TABLE A-6

HISTORICAL RESIDENTIAL INDOOR AIR AND SOIL GAS SAMPLING RESULTS
Former Ford Aeronutronic Facility
Newport Beach, California

Building ID	Sample ID	Date [2]	Location Description	Volatile Organic Compounds [1] (µg/m³)									Leak Detection Compounds [1]					
				1,1-DCE	1,1-DCA	1,2-DCA	cis-1,2-DCE	trans-1,2-DCE	PCE	1,1,1-TCA	TCE	Vinyl Chloride	Helium (ppmv)	Heptane (µg/m³)	Hexane (µg/m³)	Pentane (µg/m³)	TFA (µg/m³)	DFA (µg/m³)
10.08	10.08-03-120619	12/06/2019	RESAMPLE Bedroom (master) air (2nd Floor)	<0.099	<0.10	**0.15**	<0.099	<0.099	**0.42**	**0.29**	<0.13	<0.13	--	--	--	--	--	--
10.08	10.08-04-120619	12/06/2019	RESAMPLE Bedroom (guest) air (2nd Floor)	<0.099	<0.10	**0.17**	<0.099	<0.099	**0.55**	**0.32**	<0.13	<0.13	--	--	--	--	--	--
10.08	PSG-10-1-5 [4]	07/16/2019	Perimeter soil gas-10-1	<8.0	<8.0	<8.0	<8.0	<8.0	**13**	<8.0	**147**	<8.0	--	<80	<80	<80	--	--
10.08	PSG-10-1-15 [4]	07/16/2019	Perimeter soil gas-10-1	**15**	<8.0	<8.0	<8.0	<8.0	**40**	<8.0	**1,530**	<8.0	--	<80	<80	<80	--	--
10.08	PSG-10-1-15 REP [4]	07/16/2019	Perimeter soil gas-10-1 (Replicate)	**10**	<8.0	<8.0	<8.0	<8.0	**36**	<8.0	**1,410**	<8.0	--	<80	<80	<80	--	--
10.08	PSG-10-2-5 [4]	07/16/2019	Perimeter soil gas-10-2	<8.0	<8.0	<8.0	<8.0	<8.0	**14**	<8.0	**84**	<8.0	--	<80	<80	<80	--	--
10.08	PSG-10-2-15 [4]	07/16/2019	Perimeter soil gas-10-2	**5.0 J**	<8.0	<8.0	<8.0	<8.0	**47**	<8.0	**1,870**	<8.0	--	<80	<80	<80	--	--
10.09	10.09-AA-040519	04/05/2019	Outdoor air	<0.099	<0.10	<0.10	<0.099	<0.099	<0.17	<0.14	<0.13	<0.13	--	--	--	--	--	--
10.09	10.09-01-040519	04/05/2019	Living room air (1st Floor)	<0.099	<0.10	**1.9**	<0.099	<0.099	<0.17	**0.14**	**1.0**	<0.13	--	--	--	--	--	--
10.09	10.09-02-040519	04/05/2019	Bathroom air (1st Floor)	<0.099	<0.10	**2.0**	<0.099	<0.099	<0.17	<0.14	**1.1**	<0.13	--	--	--	--	--	--
10.09	10.09-03-040519	04/05/2019	Bedroom air (1st Floor)	<0.099	<0.10	**3.1**	<0.099	<0.099	<0.17	<0.14	**1.1**	<0.13	--	--	--	--	--	--
10.09	10.09-AA-052419	05/24/2019	RESAMPLE Outdoor air	<0.099	<0.10	<0.10	<0.099	<0.099	<0.17	<0.14	<0.13	<0.13	--	--	--	--	--	--
10.09	10.09-01-052419	05/24/2019	RESAMPLE Living room air (1st Floor)	<0.099 UJ	<0.10 UJ	**2.0 J**	<0.099 UJ	<0.099 UJ	<0.17 UJ	<0.14 UJ	**0.49 J**	<0.13 UJ	--	--	--	--	--	--
10.09	10.09-02-052419	05/24/2019	RESAMPLE Bathroom air (1st Floor)	<0.099 UJ	<0.10 UJ	**2.1 J**	<0.099 UJ	<0.099 UJ	<0.17 UJ	<0.14 UJ	**0.49 J**	<0.13 UJ	--	--	--	--	--	--
10.09	10.09-03-052419	05/24/2019	RESAMPLE Bedroom air (1st Floor)	<0.099	<0.10	**3.6**	<0.099	<0.099	<0.17	**0.15**	**0.72**	<0.13	--	--	--	--	--	--
10.09	PSG-10-3-5 [4]	03/04/2019	Perimeter soil gas-10-3	<8.0	<8.0	<8.0	<8.0	<8.0	**29**	**6.0 J**	**1,260**	<8.0	--	<80	<80	<80	--	--
10.09	PSG-10-3-5 REP [4]	03/04/2019	Perimeter soil gas-10-3 (Replicate)	<8.0	<8.0	<8.0	<8.0	<8.0	**28**	**5.0 J**	**1,360**	<8.0	--	<80	<80	<80	--	--
10.09	PSG-10-3-15 [4]	03/04/2019	Perimeter soil gas-10-3	<8.0	<8.0	<8.0	<8.0	<8.0	**129**	**11**	**6,080**	<8.0	--	<80	<80	<80	--	--
10.09	PSG-10-4-5 [4]	03/04/2019	Perimeter soil gas-10-4	<8.0	<8.0	<8.0	<8.0	<8.0	**30**	<8.0	**1,540**	<8.0	--	<80	<80	<80	--	--
10.09	PSG-10-4-15 [4]	03/04/2019	Perimeter soil gas-10-4	**7.0 J**	<8.0	<8.0	<8.0	<8.0	**103**	<8.0	**6,110**	<8.0	--	<80	<80	<80	--	--
10.09	10.09-AA-111519	11/15/2019	RESAMPLE Outdoor air	<0.099	<0.10	<0.10	<0.099	<0.099	<0.17	<0.14	<0.13	<0.13	--	--	--	--	--	--
10.09	10.09-01-111519	11/15/2019	RESAMPLE Living room air (1st Floor)	<0.099	<0.10	**2.9**	<0.099	<0.099	**0.34**	<0.14	**1.1**	<0.13	--	--	--	--	--	--
10.09	10.09-02-111519	11/15/2019	RESAMPLE Bathroom air (1st Floor)	<0.099	<0.10	**2.3**	<0.099	<0.099	<0.17	<0.14	**1.4**	<0.13	--	--	--	--	--	--
10.09	10.09-03-111519	11/15/2019	RESAMPLE Bedroom air (1st Floor)	<0.099	<0.10	**4.2**	<0.099	<0.099	<0.17	<0.14	**1.2**	<0.13	--	--	--	--	--	--
10.09	PSG-10-3-5 [4]	07/16/2019	Perimeter soil gas-10-3	<8.0	<8.0	<8.0	<8.0	<8.0	**48**	<8.0	**1,390**	<8.0	--	<80	<80	<80	--	--
10.09	PSG-10-3-15 [4]	07/16/2019	Perimeter soil gas-10-3	<8.0	<8.0	<8.0	<8.0	<8.0	**79**	<8.0	**3,810**	<8.0	--	<80	<80	<80	--	--
10.09	PSG-10-4-5 [4]	07/16/2019	Perimeter soil gas-10-4	<8.0	<8.0	<8.0	<8.0	<8.0	**45**	<8.0	**1,510**	<8.0	--	<80	<80	<80	--	--
10.09	PSG-10-4-15 [4]	07/16/2019	Perimeter soil gas-10-4	<8.0	<8.0	**7.0 J**	<8.0	<8.0	**85**	<8.0	**5,000**	<8.0	--	<80	<80	<80	--	--
10.09	10.09-AA-031120	03/11/2020	RESAMPLE Outdoor air	<0.099	<0.10	<0.10	<0.099	<0.099	<0.17	<0.14	<0.13	<0.13	--	--	--	--	--	--
10.09	10.09-01-031120-M	03/11/2020	RESAMPLE Living room air (1st Floor) (M)	<0.099	<0.10	**0.27**	<0.099	<0.099	<0.17	<0.14	<0.13	<0.13	--	--	--	--	--	--
10.09	10.09-02-031120-M	03/11/2020	RESAMPLE Bathroom air (1st Floor) (M)	<0.099	<0.10	**0.28**	<0.099	<0.099	<0.17	<0.14	**0.18**	<0.13	--	--	--	--	--	--
10.09	10.09-03-031120-M	03/11/2020	RESAMPLE Bedroom air (1st Floor) (M)	<0.099	<0.10	**0.30**	<0.099	<0.099	<0.17	<0.14	<0.13	<0.13	--	--	--	--	--	--
10.09	PSG-10-3-5 [4]	01/28/2020	Perimeter soil gas-10-3	<8.0	<8.0	<8.0	<8.0	<8.0	**11**	<8.0	**272**	<8.0	--	<80	<80	<80	--	--
10.09	PSG-10-3-15 [4]	01/28/2020	Perimeter soil gas-10-3	<8.0	<8.0	<8.0	<8.0	<8.0	**85**	**5.0 J**	**4,420**	<8.0	--	<80	<80	<80	--	--
10.09	PSG-10-4-5 [4]	01/28/2020	Perimeter soil gas-10-4	<8.0	<8.0	<8.0	<8.0	<8.0	**18**	<8.0	**1,010**	<8.0	--	<80	<80	<80	--	--
10.09	PSG-10-4-15 [4]	01/28/2020	Perimeter soil gas-10-4	**7.0 J**	<8.0	<8.0	<8.0	<8.0	**98**	<8.0	**6,170**	<8.0	--	<80	<80	<80	--	--
10.09	10.09-AA-121622	12/16/2022	RESAMPLE Outdoor air	<0.099	<0.10	<0.10	<0.20	<0.099	<0.17	<0.14	<0.13	<0.13	--	--	--	--	--	--
10.09	10.09-01-121622	12/16/2022	RESAMPLE Living room air (1st Floor)	<0.099	<0.10	**1.4**	<0.20	<0.099	<0.17	<0.14	**0.49**	<0.13	--	--	--	--	--	--
10.09	10.09-02-121622	12/16/2022	RESAMPLE Bathroom air (1st Floor)	<0.099	<0.10	**1.6**	<0.20	<0.099	**0.22**	<0.14	**0.51**	<0.13	--	--	--	--	--	--
10.09	10.09-03-121622	12/16/2022	RESAMPLE Bedroom air (1st Floor)	<0.099	<0.10	**2.0**	<0.20	<0.099	<0.17	<0.14	**0.56**	<0.13	--	--	--	--	--	--
10.10 [11]	10.24-AA-080718 [6]	08/08/2018	Outdoor air	<0.099	<0.10	<0.10	<0.099	<0.099	<0.17	<0.14	<0.13	<0.13	--	--	--	--	--	--
10.10	10.10-01-080718	08/08/2018	Bedroom air (2nd Floor)	<0.099	<0.10	**0.23**	<0.099	<0.099	**0.25**	**0.24**	**0.22**	<0.13	--	--	--	--	--	--
10.10	10.10-02-080718	08/08/2018	Living room air (1st Floor)	<0.099	<0.10	**0.27**	<0.099	<0.099	**0.27**	**0.26**	**0.42**	<0.13	--	--	--	--	--	--
10.10	10.10-03-080718	08/08/2018	Bathroom (guest) air (1st Floor)	<0.099	<0.10	**0.41**	<0.099	<0.099	**0.34**	**0.34**	**0.45**	<0.13	--	--	--	--	--	--
10.10	10.10-04-080718	08/08/2018	Garage air (1st Floor)	<0.099	<0.10	**1.3**	<0.099	<0.099	<0.17	**16**	**0.99**	<0.13	--	--	--	--	--	--
10.10	10.10-SS-080818	08/08/2018	Garage sub-slab soil gas	<2.0	<2.0	<2.0	<2.0	<2.0	**20**	**7.7**	**490**	<1.3	**952**	--	--	--	--	--
10.10	10.10-AA-041219	04/12/2019	Outdoor air	<0.099	<0.10	<0.10	<0.099	<0.099	<0.17	<0.14	<0.13	<0.13	--	--	--	--	--	--
10.10	10.10-01-041219	04/12/2019	Living room air (1st Floor)	<0.099	<0.10	**0.17**	<0.099	<0.099	<0.17	**0.23**	**0.73**	<0.13	--	--	--	--	--	--
10.10	10.10-11-041219	04/12/2019	Living room air (1st Floor) (Duplicate)	<0.099	<0.10	**0.17**	<0.099	<0.099	<0.17	**0.23**	**0.74**	<0.13	--	--	--	--	--	--
10.10	10.10-02-041219	04/12/2019	Bathroom (guest) air (1st Floor)	<0.099	<0.10	**0.17**	<0.099	<0.099	<0.17	**0.18**	**0.61**	<0.13	--	--	--	--	--	--
10.10	10.10-03-041219	04/12/2019	Bedroom (master) air (2nd Floor)	<0.099	<0.10	**0.19**	<0.099	<0.099	<0.17	**0.25**	**0.70**	<0.13	--	--	--	--	--	--
10.10	10.10-AA-060719	06/07/2019	RESAMPLE Outdoor air	<0.099	<0.10	<0.10	<0.099	<0.099	<0.17	<0.14	<0.13	<0.13	--	--	--	--	--	--
10.10	10.10-01-060719	06/07/2019	RESAMPLE Living room air (1st Floor)	<0.099	<0.10	**0.20**	<0.099	<0.099	**0.25**	**0.50**	**0.37**	<0.13	--	--	--	--	--	--
10.10	10.10-02-060719	06/07/2019	RESAMPLE Bathroom (guest) air (1st Floor)	<0.099	<0.10	**0.17**	<0.099	<0.099	**0.22**	**0.39**	**0.36**	<0.13	--	--	--	--	--	--
10.10	10.10-03-060719	06/07/2019	RESAMPLE Bedroom (master) air (2nd Floor)	<0.099	<0.10	**0.18**	<0.099	<0.099	**0.24**	**0.43**	**0.36**	<0.13	--	--	--	--	--	--
10.10	PSG-10-3-5 [4]	03/04/2019	Perimeter soil gas-10-3	<8.0	<8.0	<8.0	<8.0	<8.0	**29**	**6.0 J**	**1,260**	<8.0	--	<80	<80	<80	--	--

TABLE A-6

HISTORICAL RESIDENTIAL INDOOR AIR AND SOIL GAS SAMPLING RESULTS
Former Ford Aeronutronic Facility
Newport Beach, California

Building ID	Sample ID	Date [2]	Location Description	Volatile Organic Compounds [1] (µg/m³)									Leak Detection Compounds [1]					
				1,1-DCE	1,1-DCA	1,2-DCA	cis-1,2-DCE	trans-1,2-DCE	PCE	1,1,1-TCA	TCE	Vinyl Chloride	Helium (ppmv)	Heptane (µg/m³)	Hexane (µg/m³)	Pentane (µg/m³)	TFA (µg/m³)	DFA (µg/m³)
10.10	PSG-10-3-5 REP [4]	03/04/2019	Perimeter soil gas-10-3 (Replicate)	<8.0	<8.0	<8.0	<8.0	<8.0	**28**	**5.0 J**	**1,360**	<8.0	--	<80	<80	<80	--	--
10.10	PSG-10-3-15 [4]	03/04/2019	Perimeter soil gas-10-3	<8.0	<8.0	<8.0	<8.0	<8.0	**129**	**11**	**6,080**	<8.0	--	<80	<80	<80	--	--
10.10	PSG-10-4-5 [4]	03/04/2019	Perimeter soil gas-10-4	<8.0	<8.0	<8.0	<8.0	<8.0	**30**	<8.0	**1,540**	<8.0	--	<80	<80	<80	--	--
10.10	PSG-10-4-15 [4]	03/04/2019	Perimeter soil gas-10-4	**7.0 J**	<8.0	<8.0	<8.0	<8.0	**103**	<8.0	**6,110**	<8.0	--	<80	<80	<80	--	--
10.10	10.10-AA-112019	11/20/2019	RESAMPLE Outdoor air	<0.099	<0.10	<0.10	<0.099	<0.099	<0.17	<0.14	<0.13	<0.13	--	--	--	--	--	--
10.10	10.10-01-112019	11/20/2019	RESAMPLE Living room air (1st Floor)	<0.099	<0.10	**0.18**	<0.099	<0.099	**0.33**	**0.43**	**1.1**	<0.13	--	--	--	--	--	--
10.10	10.10-11-112019	11/20/2019	RESAMPLE Living room air (1st Floor) (Duplicate)	<0.099	<0.10	**0.19**	<0.099	<0.099	**0.29**	**0.43**	**1.1**	<0.13	--	--	--	--	--	--
10.10	10.10-02-112019	11/20/2019	RESAMPLE Bathroom (guest) air (1st Floor)	<0.099	<0.10	**0.18**	<0.099	<0.099	**0.28**	**0.39**	**1.1**	<0.13	--	--	--	--	--	--
10.10	10.10-03-112019	11/20/2019	RESAMPLE Bedroom (master) air (2nd Floor)	<0.099	<0.10	**0.17**	<0.099	<0.099	**0.29**	**0.34**	**0.93**	<0.13	--	--	--	--	--	--
10.10	PSG-10-3-5 [4]	07/16/2019	Perimeter soil gas-10-3	<8.0	<8.0	<8.0	<8.0	<8.0	**48**	<8.0	**1,390**	<8.0	--	<80	<80	<80	--	--
10.10	PSG-10-3-15 [4]	07/16/2019	Perimeter soil gas-10-3	<8.0	<8.0	<8.0	<8.0	<8.0	**79**	<8.0	**3,810**	<8.0	--	<80	<80	<80	--	--
10.10	PSG-10-4-5 [4]	07/16/2019	Perimeter soil gas-10-4	<8.0	<8.0	<8.0	<8.0	<8.0	**45**	<8.0	**1,510**	<8.0	--	<80	<80	<80	--	--
10.10	PSG-10-4-15 [4]	07/16/2019	Perimeter soil gas-10-4	<8.0	<8.0	**7.0 J**	<8.0	<8.0	**85**	<8.0	**5,000**	<8.0	--	<80	<80	<80	--	--
10.10	10.10-AA-030420	03/04/2020	RESAMPLE Outdoor air	<0.099	<0.10	<0.10	<0.099	<0.099	<0.17	<0.14	<0.13	<0.13	--	--	--	--	--	--
10.10	10.10-01-030420-M	03/04/2020	RESAMPLE Living room air (1st Floor) (M)	<0.099	<0.10	**0.12**	<0.099	<0.099	<0.17	**0.18**	**0.17**	<0.13	--	--	--	--	--	--
10.10	10.10-02-030420-M	03/04/2020	RESAMPLE Bathroom (guest) air (1st Floor) (M)	<0.099	<0.10	**0.15**	<0.099	<0.099	<0.17	**0.32**	**0.21**	<0.13	--	--	--	--	--	--
10.10	10.10-03-030420-M	03/04/2020	RESAMPLE Bedroom (master) air (2nd Floor) (M)	<0.099	<0.10	<0.10	<0.099	<0.099	<0.17	<0.14	<0.13	<0.13	--	--	--	--	--	--
10.10	PSG-10-3-5 [4]	01/28/2020	Perimeter soil gas-10-3	<8.0	<8.0	<8.0	<8.0	<8.0	**11**	<8.0	**272**	<8.0	--	<80	<80	<80	--	--
10.10	PSG-10-3-15 [4]	01/28/2020	Perimeter soil gas-10-3	<8.0	<8.0	<8.0	<8.0	<8.0	**85**	**5.0 J**	**4,420**	<8.0	--	<80	<80	<80	--	--
10.10	PSG-10-4-5 [4]	01/28/2020	Perimeter soil gas-10-4	<8.0	<8.0	<8.0	<8.0	<8.0	**18**	<8.0	**1,010**	<8.0	--	<80	<80	<80	--	--
10.10	PSG-10-4-15 [4]	01/28/2020	Perimeter soil gas-10-4	**7.0 J**	<8.0	<8.0	<8.0	<8.0	**98**	<8.0	**6,170**	<8.0	--	<80	<80	<80	--	--
10.10	10.10-AA-101620	10/16/2020	RESAMPLE Outdoor air	<0.099	<0.10	<0.10	<0.099	<0.099	<0.17	<0.14	<0.13	<0.13	--	--	--	--	--	--
10.10	10.10-01-101620-M	10/16/2020	RESAMPLE Living room air (1st Floor) (M)	<0.099	<0.10	**0.27**	<0.099	<0.099	**0.19**	**0.43**	**0.95**	<0.13	--	--	--	--	--	--
10.10	10.10-02-101620-M	10/16/2020	RESAMPLE Bathroom (guest) air (1st Floor) (M)	<0.099	<0.10	**0.40**	<0.099	<0.099	**0.18**	**0.96**	**0.83**	<0.13	--	--	--	--	--	--
10.10	10.10-03-101620-M	10/16/2020	RESAMPLE Bedroom (master) air (2nd Floor) (M)	<0.099	<0.10	**0.22**	<0.099	<0.099	**0.30**	**0.30**	**0.52**	<0.13	--	--	--	--	--	--
10.10	PSG-10-3-5 [4]	08/25/2020	Perimeter soil gas-10-03	<8.0	<8.0	<8.0	<8.0	<8.0	**34**	<8.0	**533**	<8.0	--	<80	<80	<80	--	--
10.10	PSG-10-3-15 [4]	08/25/2020	Perimeter soil gas-10-03	<8.0	<8.0	<8.0	<8.0	<8.0	**97**	<8.0	**4,280**	<8.0	--	<80	<80	<80	--	--
10.10	PSG-10-4-5 [4]	08/25/2020	Perimeter soil gas-10-04	<8.0	<8.0	<8.0	<8.0	<8.0	**43**	<8.0	**1,240**	<8.0	--	<80	<80	<80	--	--
10.10	PSG-10-4-15 [4]	08/25/2020	Perimeter soil gas-10-04	<8.0	<8.0	<8.0	<8.0	<8.0	**104**	<8.0	**5,340**	<8.0	--	<80	<80	<80	--	--
10.10	PSG-10-4-15 REP [4]	08/25/2020	Perimeter soil gas-10-04 (Replicate)	<8.0	<8.0	<8.0	<8.0	<8.0	**106**	<8.0	**5,400**	<8.0	--	<80	<80	<80	--	--
10.10	10.10-AA-042821	04/28/2021	RESAMPLE Outdoor air	<0.099	<0.10	<0.10	<0.099	<0.099	**0.18**	<0.14	<0.13	<0.13	--	--	--	--	--	--
10.10	10.10-01-042821-M	04/28/2021	RESAMPLE Living room air (1st Floor) (M)	<0.099	<0.10	**0.12**	<0.099	<0.099	<0.17	**0.20**	<0.13	<0.13	--	--	--	--	--	--
10.10	10.10-02-042821-M	04/28/2021	RESAMPLE Bathroom (guest) air (1st Floor) (M)	<0.099	<0.10	**0.18**	<0.099	<0.099	**0.42**	**0.42**	<0.13	<0.13	--	--	--	--	--	--
10.10	10.10-03-042821-M	04/28/2021	RESAMPLE Bedroom (master) air (2nd Floor) (M)	<0.099	<0.10	**0.11**	<0.099	<0.099	<0.17	**0.15**	<0.13	<0.13	--	--	--	--	--	--
10.10	10.10-05-042821-M	04/28/2021	Bedroom (guest) air (2nd Floor) (M)	<0.099	<0.10	<0.10	<0.099	<0.099	<0.17	<0.14	<0.13	<0.13	--	--	--	--	--	--
10.10	PSG-10-3-5 [4]	01/12/2021	Perimeter soil gas-10-03	<8.0	<8.0	<8.0	<8.0	<8.0	**10**	<8.0	**334**	<8.0	--	<80	<80	<80	--	--
10.10	PSG-10-3-15 [4]	01/12/2021	Perimeter soil gas-10-03	<8.0	<8.0	<8.0	<8.0	<8.0	**72**	<8.0	**3,320**	<8.0	--	<80	<80	<80	--	--
10.10	PSG-10-4-5 [4]	01/12/2021	Perimeter soil gas-10-04	<8.0	<8.0	<8.0	<8.0	<8.0	**15**	<8.0	**653**	<8.0	--	<80	<80	<80	--	--
10.10	PSG-10-4-15 [4]	01/12/2021	Perimeter soil gas-10-04	<8.0	<8.0	<8.0	<8.0	<8.0	**77**	<8.0	**4,090**	<8.0	--	<80	<80	<80	--	--
10.10	10.10-AA-010522	01/05/2022	RESAMPLE Outdoor air	<0.099	<0.10	<0.10	<0.099	<0.099	<0.17	<0.14	<0.13	<0.13	--	--	--	--	--	--
10.10	10.10-01-010522-M	01/05/2022	RESAMPLE Living room air (1st Floor) (M)	<0.099	<0.10	<0.10	<0.099	<0.099	**0.23**	**0.28**	**0.22**	<0.13	--	--	--	--	--	--
10.10	10.10-02-010522-M	01/05/2022	RESAMPLE Bathroom (guest) air (1st Floor) (M)	<0.099	<0.10	**0.13**	<0.099	<0.099	**0.23**	**0.37**	**0.21**	<0.13	--	--	--	--	--	--
10.10	10.10-03-010522-M	01/05/2022	RESAMPLE Bedroom (master) air (2nd Floor) (M)	<0.099	<0.10	<0.10	<0.099	<0.099	**0.29**	**0.21**	**0.14**	<0.13	--	--	--	--	--	--
10.10	10.10-04-010522-M	01/05/2022	RESAMPLE Bedroom (guest) air (2nd Floor) (M)	<0.099	<0.10	**0.11**	<0.099	<0.099	**0.36**	**0.27**	**0.17**	<0.13	--	--	--	--	--	--
10.10	PSG-10-3-5 [4]	01/07/2022	Perimeter soil gas-10-03 air	<4.0	<4.0	<4.0	<4.0	<4.0	**21**	<4.0	**687**	<4.0 UJ	--	<40	<40	<40	--	--
10.10	PSG-10-3-15 [4]	01/07/2022	Perimeter soil gas-10-03 air	<4.0	<4.0	<4.0	<4.0	<4.0	**74**	<4.0	**3,900**	<4.0 UJ	--	<40	<40	<40	--	--
10.10	PSG-10-4-5 [4]	01/07/2022	Perimeter soil gas-10-04 air	<4.0	<4.0	<4.0	<4.0	<4.0	**22**	<4.0	**827**	<4.0 UJ	--	<40	<40	<40	--	--
10.10	PSG-10-4-15 [4]	01/07/2022	Perimeter soil gas-10-04 air	<4.0	<4.0	<4.0	<4.0	<4.0	**82**	<4.0	**5,050**	<4.0 UJ	--	<40	<40	<40	--	--
10.10	PSG-10-4-15 REP [4]	01/07/2022	Perimeter soil gas-10-04 air (Replicate)	<4.0	<4.0	<4.0	<4.0	<4.0	**89**	<4.0	**5,470**	<4.0 UJ	--	<40	<40	<40	--	--
10.10	10.10-AA-052022	05/20/2022	RESAMPLE Outdoor air	<0.099	<0.10	<0.10	<0.20	<0.099	<0.17	<0.14	<0.13	<0.13	--	--	--	--	--	--
10.10	10.10-01-052022-M	05/20/2022	RESAMPLE Living room air (1st Floor) (M)	<0.099	<0.10	<0.10	<0.20	<0.099	<0.17	<0.14	<0.13	<0.13	--	--	--	--	--	--
10.10	10.10-02-052022-M	05/20/2022	RESAMPLE Bathroom (guest) air (1st Floor) (M)	<0.099	<0.10	<0.10	<0.20	<0.099	**0.39**	<0.14	<0.13	<0.13	--	--	--	--	--	--
10.10	10.10-03-052022-M	05/20/2022	RESAMPLE Bedroom (master) air (2nd Floor) (M)	<0.099	<0.10	<0.10	<0.20	<0.099	<0.17	<0.14	<0.13	<0.13	--	--	--	--	--	--
10.10	10.10-04-052022-M	05/20/2022	RESAMPLE Bedroom (guest) air (2nd Floor) (M)	<0.099	<0.10	<0.10	<0.20	<0.099	<0.17	<0.14	<0.13	<0.13	--	--	--	--	--	--
10.10	PSG-10-3-5 [4]	05/02/2022	Perimeter soil gas-10-03 air	<4.0	<4.0	<4.0	<4.0	<4.0	**32 J+**	<4.0	**552**	<4.0 UJ	--	<40	<40	<40	--	--
10.10	PSG-10-3-15 [4]	05/02/2022	Perimeter soil gas-10-03 air	<4.0	<4.0	<4.0	<4.0	<4.0	**67 J+**	<4.0	**2,490**	<4.0 UJ	--	<40	<40	<40	--	--

TABLE A-6

HISTORICAL RESIDENTIAL INDOOR AIR AND SOIL GAS SAMPLING RESULTS
Former Ford Aeronutronic Facility
Newport Beach, California

Building ID	Sample ID	Date [2]	Location Description	Volatile Organic Compounds [1] (µg/m³)									Leak Detection Compounds [1]					
				1,1-DCE	1,1-DCA	1,2-DCA	cis-1,2-DCE	trans-1,2-DCE	PCE	1,1,1-TCA	TCE	Vinyl Chloride	Helium (ppmv)	Heptane (µg/m³)	Hexane (µg/m³)	Pentane (µg/m³)	TFA (µg/m³)	DFA (µg/m³)
10.10	PSG-10-4-5 [4]	05/02/2022	Perimeter soil gas-10-04 air	<4.0	<4.0	<4.0	<4.0	<4.0	**28 J+**	<4.0	**580**	<4.0 UJ	--	<40	<40	<40	--	--
10.10	PSG-10-4-15 [4]	05/02/2022	Perimeter soil gas-10-04 air	<4.0	<4.0	<4.0	<4.0	<4.0	**83 J+**	<4.0	**3,740**	<4.0 UJ	--	<40	<40	<40	--	--
10.10	PSG-10-4-15 REP [4]	05/02/2022	Perimeter soil gas-10-04 air (Replicate)	<4.0	<4.0	<4.0	<4.0	<4.0	**83 J+**	<4.0	**3,710**	<4.0 UJ	--	<40	<40	<40	--	--
10.10	10.10-AA-110422	11/04/2022	RESAMPLE Outdoor air	<0.099	<0.10	<0.10	<0.20	<0.099	<0.17	<0.14	<0.13	<0.13	--	--	--	--	--	--
10.10	10.10-01-110422-M	11/04/2022	RESAMPLE Living room air (1st Floor) (M)	<0.099	<0.10	**0.12**	<0.20	<0.099	**0.33**	**0.52**	<0.13	<0.13	--	--	--	--	--	--
10.10	10.10-02-110422-M	11/04/2022	RESAMPLE Bathroom (guest) air (1st Floor) (M)	<0.099	<0.10	**0.13**	<0.20	<0.099	**0.53**	**0.63**	<0.13	<0.13	--	--	--	--	--	--
10.10	10.10-03-110422-M	11/04/2022	RESAMPLE Bedroom (master) air (2nd Floor) (M)	<0.099	<0.10	**0.11**	<0.20	<0.099	**0.20**	**0.46**	<0.13	<0.13	--	--	--	--	--	--
10.10	10.10-04-110422-M	11/04/2022	RESAMPLE Bedroom (guest) air (2nd Floor) (M)	<0.099	<0.10	**0.13**	<0.20	<0.099	**0.28**	**0.59**	**0.40**	<0.13	--	--	--	--	--	--
10.10	PSG-10-4-5 [4]	08/15/2022	Parcel 10, perimeter soil gas-10-04	<100 UJ	<100	<20	<100	<100 UJ	<20 UJ	<100	**560 J+**	<10	--	--	--	--	--	<100
10.10	PSG-10-4-15 [4]	08/15/2022	Parcel 10, perimeter soil gas-10-04	<100 UJ	<100	<20	<100	<100 UJ	**36 J**	<100	**3,300 J+**	<10	--	--	--	--	--	<100
10.11	10.11-AA-030819	03/08/2019	Outdoor air	<0.099	<0.10	<0.10	<0.099	<0.099	<0.17	<0.14	<0.13	<0.13	--	--	--	--	--	--
10.11	10.11-01-030819	03/08/2019	Living room air (1st Floor)	<0.099	<0.10	<0.10	<0.099	<0.099	**0.65**	**0.48**	<0.13	<0.13	--	--	--	--	--	--
10.11	10.11-02-030819	03/08/2019	Bathroom (guest) air (1st Floor)	<0.099	<0.10	<0.10	<0.099	<0.099	**0.55**	**0.40**	**0.17**	<0.13	--	--	--	--	--	--
10.11	10.11-03-030819	03/08/2019	Bathroom (guest) air (2nd Floor)	<0.099	**0.14**	**0.39**	<0.099	<0.099	**0.67**	**0.46**	**0.14**	<0.13	--	--	--	--	--	--
10.11	10.11-04-030819	03/08/2019	Bedroom (master) air (2nd Floor)	<0.099	<0.10	**0.10**	<0.099	<0.099	**0.64**	**0.42**	**0.16**	<0.13	--	--	--	--	--	--
10.11	10.11-AA-043019	04/30/2019	RESAMPLE Outdoor air	<0.099	<0.10	<0.10	<0.099	<0.099	<0.17	<0.14	<0.13	<0.13	--	--	--	--	--	--
10.11	10.11-01-043019	04/30/2019	RESAMPLE Living room air (1st Floor)	<0.099	<0.10	<0.10	<0.099	<0.099	<0.17	<0.14	<0.13	<0.13	--	--	--	--	--	--
10.11	10.11-02-043019	04/30/2019	RESAMPLE Bathroom (guest) air (1st Floor)	<0.099	<0.10	<0.10	<0.099	<0.099	**0.18**	<0.14	<0.13	<0.13	--	--	--	--	--	--
10.11	10.11-03-043019	04/30/2019	RESAMPLE Bedroom (master) air (2nd Floor)	<0.099	<0.10	<0.10	<0.099	<0.099	**0.18**	<0.14	<0.13	<0.13	--	--	--	--	--	--
10.11	10.11-04-043019	04/30/2019	RESAMPLE Bathroom (guest) air (2nd Floor)	<0.099	<0.10	<0.10	<0.099	<0.099	<0.17	<0.14	<0.13	<0.13	--	--	--	--	--	--
10.11	PSG-10-3-5 [4]	03/04/2019	Perimeter soil gas-10-3	<8.0	<8.0	<8.0	<8.0	<8.0	**29**	**6.0 J**	**1,260**	<8.0	--	<80	<80	<80	--	--
10.11	PSG-10-3-5 REP [4]	03/04/2019	Perimeter soil gas-10-3 (Replicate)	<8.0	<8.0	<8.0	<8.0	<8.0	**28**	**5.0 J**	**1,360**	<8.0	--	<80	<80	<80	--	--
10.11	PSG-10-3-15 [4]	03/04/2019	Perimeter soil gas-10-3	<8.0	<8.0	<8.0	<8.0	<8.0	**129**	**11**	**6,080**	<8.0	--	<80	<80	<80	--	--
10.11	PSG-10-4-5 [4]	03/04/2019	Perimeter soil gas-10-4	<8.0	<8.0	<8.0	<8.0	<8.0	**30**	<8.0	**1,540**	<8.0	--	<80	<80	<80	--	--
10.11	PSG-10-4-15 [4]	03/04/2019	Perimeter soil gas-10-4	**7.0 J**	<8.0	<8.0	<8.0	<8.0	**103**	<8.0	**6,110**	<8.0	--	<80	<80	<80	--	--
10.11	10.11-AA-111319	11/13/2019	RESAMPLE Outdoor air	<0.099 UJ	<0.10 UJ	<0.10 UJ	<0.099 UJ	**0.20 J**	<0.17 UJ	<0.14 UJ	<0.13 UJ	<0.13 UJ	--	--	--	--	--	--
10.11	10.11-01-111319	11/13/2019	RESAMPLE Living room air (1st Floor)	<0.099	<0.10	<0.10	<0.099	**0.11**	**0.68**	**0.44**	**0.18**	<0.13	--	--	--	--	--	--
10.11	10.11-02-111319	11/13/2019	RESAMPLE Bathroom (guest) air (1st Floor)	<0.099	<0.10	<0.10	<0.099	<0.099	**0.76**	**0.44**	**0.25**	<0.13	--	--	--	--	--	--
10.11	10.11-03-111319	11/13/2019	RESAMPLE Bedroom (master) air (2nd Floor)	<0.099	<0.10	<0.10	<0.099	<0.099	**0.48**	**0.32**	<0.13	<0.13	--	--	--	--	--	--
10.11	10.11-04-111319	11/13/2019	RESAMPLE Bathroom (guest) air (2nd Floor)	<0.099	<0.10	<0.10	<0.099	<0.099	**0.79**	**0.43**	**0.16**	<0.13	--	--	--	--	--	--
10.11	PSG-10-3-5 [4]	07/16/2019	Perimeter soil gas-10-3	<8.0	<8.0	<8.0	<8.0	<8.0	**48**	<8.0	**1,390**	<8.0	--	<80	<80	<80	--	--
10.11	PSG-10-3-15 [4]	07/16/2019	Perimeter soil gas-10-3	<8.0	<8.0	<8.0	<8.0	<8.0	**79**	<8.0	**3,810**	<8.0	--	<80	<80	<80	--	--
10.11	PSG-10-4-5 [4]	07/16/2019	Perimeter soil gas-10-4	<8.0	<8.0	<8.0	<8.0	<8.0	**45**	<8.0	**1,510**	<8.0	--	<80	<80	<80	--	--
10.11	PSG-10-4-15 [4]	07/16/2019	Perimeter soil gas-10-4	<8.0	<8.0	**7.0 J**	<8.0	<8.0	**85**	<8.0	**5,000**	<8.0	--	<80	<80	<80	--	--
10.11	10.11-AA-051221	05/12/2021	RESAMPLE Outdoor air	<0.099	<0.10	<0.10	<0.099	<0.099	<0.17	<0.14	<0.13	<0.13	--	--	--	--	--	--
10.11	10.11-01-051221	05/12/2021	RESAMPLE Living room air (1st Floor)	<0.099	<0.10	<0.10	<0.099	<0.099	**0.37**	**0.19**	<0.13	<0.13	--	--	--	--	--	--
10.11	10.11-02-051221	05/12/2021	RESAMPLE Bathroom (guest) air (1st Floor)	<0.099	<0.10	<0.10	<0.099	<0.099	**0.33**	**0.17**	<0.13	<0.13	--	--	--	--	--	--
10.11	10.11-03-051221	05/12/2021	RESAMPLE Bedroom (master) air (2nd Floor)	<0.099	<0.10	<0.10	<0.099	<0.099	<0.17	<0.14	<0.13	<0.13	--	--	--	--	--	--
10.11	10.11-04-051221	05/12/2021	RESAMPLE Bathroom (guest) air (2nd Floor)	<0.099	<0.10	<0.10	<0.099	<0.099	**0.20**	<0.14	<0.13	<0.13	--	--	--	--	--	--
10.11	PSG-10-3-5 [4]	05/28/2021	Perimeter soil gas-10-03 air	<8.0	<8.0	<8.0	<8.0	<8.0	**22**	<8.0	**544**	<8.0	--	<80	<80	<80	--	--
10.11	PSG-10-3-15 [4]	05/28/2021	Perimeter soil gas-10-03 air	<8.0	<8.0	<8.0	<8.0	<8.0	**69**	<8.0	**3,420**	<8.0	--	<80	<80	<80	--	--
10.11	PSG-10-4-5 [4]	05/28/2021	Perimeter soil gas-10-04 air	<8.0	<8.0	<8.0	<8.0	<8.0	**37**	<8.0	**1,230**	<8.0	--	<80	<80	<80	--	--
10.11	PSG-10-4-15 [4]	05/28/2021	Perimeter soil gas-10-04 air	<8.0	<8.0	<8.0	<8.0	<8.0	**84**	<8.0	**5,540**	<8.0	--	<80	<80	<80	--	--
10.11	PSG-10-4-15 REP [4]	05/28/2021	Perimeter soil gas-10-04 air (Replicate)	<8.0	<8.0	<8.0	<8.0	<8.0	**67**	<8.0	**4,490**	<8.0	--	<80	<80	<80	--	--
10.11	10.11-AA-052522	05/25/2022	RESAMPLE Outdoor air	<0.099	<0.10	<0.10	<0.20	<0.099	<0.17	<0.14	<0.13	<0.13	--	--	--	--	--	--
10.11	10.11-01-052522	05/25/2022	RESAMPLE Living room air (1st Floor)	<0.099	<0.10	**0.56**	<0.20	<0.099	**0.24**	**0.30**	<0.13	<0.13	--	--	--	--	--	--
10.11	10.11-02-052522	05/25/2022	RESAMPLE Bathroom (guest) air (1st Floor)	<0.099	<0.10	<0.10	<0.20	<0.099	<0.17	**0.15**	<0.13	<0.13	--	--	--	--	--	--
10.11	10.11-03-052522	05/25/2022	RESAMPLE Bedroom (master) air (2nd Floor)	<0.099	<0.10	<0.10	<0.20	<0.099	<0.17	<0.14	<0.13	<0.13	--	--	--	--	--	--
10.11	10.11-04-052522	05/25/2022	RESAMPLE Bathroom (guest) air (2nd Floor)	<0.099	<0.10	<0.10	<0.20	<0.099	**0.21**	**0.27**	**3.4**	<0.13	--	--	--	--	--	--
10.11	PSG-10-3-5 [4]	05/02/2022	Perimeter soil gas-10-03 air	<4.0	<4.0	<4.0	<4.0	<4.0	**32 J+**	<4.0	**552**	<4.0 UJ	--	<40	<40	<40	--	--
10.11	PSG-10-3-15 [4]	05/02/2022	Perimeter soil gas-10-03 air	<4.0	<4.0	<4.0	<4.0	<4.0	**67 J+**	<4.0	**2,490**	<4.0 UJ	--	<40	<40	<40	--	--
10.11	PSG-10-4-5 [4]	05/02/2022	Perimeter soil gas-10-04 air	<4.0	<4.0	<4.0	<4.0	<4.0	**28 J+**	<4.0	**580**	<4.0 UJ	--	<40	<40	<40	--	--
10.11	PSG-10-4-15 [4]	05/02/2022	Perimeter soil gas-10-04 air	<4.0	<4.0	<4.0	<4.0	<4.0	**83 J+**	<4.0	**3,740**	<4.0 UJ	--	<40	<40	<40	--	--
10.11	PSG-10-4-15 REP [4]	05/02/2022	Perimeter soil gas-10-04 air (Replicate)	<4.0	<4.0	<4.0	<4.0	<4.0	**83 J+**	<4.0	**3,710**	<4.0 UJ	--	<40	<40	<40	--	--
10.12	10.12-AA-041219	04/12/2019	Outdoor air	<0.099	<0.10	<0.10	<0.099	<0.099	<0.17	<0.14	<0.13	<0.13	--	--	--	--	--	--
10.12	10.12-01-041219	04/12/2019	Living room air (1st Floor)	<0.099	<0.10	**0.11**	<0.099	<0.099	<0.17	**0.59**	**0.71**	<0.13	--	--	--	--	--	--

TABLE A-6

HISTORICAL RESIDENTIAL INDOOR AIR AND SOIL GAS SAMPLING RESULTS
Former Ford Aeronutronic Facility
Newport Beach, California

Building ID	Sample ID	Date [2]	Location Description	Volatile Organic Compounds [1] (µg/m³)									Leak Detection Compounds [1]					
				1,1-DCE	1,1-DCA	1,2-DCA	cis-1,2-DCE	trans-1,2-DCE	PCE	1,1,1-TCA	TCE	Vinyl Chloride	Helium (ppmv)	Heptane (µg/m³)	Hexane (µg/m³)	Pentane (µg/m³)	TFA (µg/m³)	DFA (µg/m³)
10.12	10.12-02-041219	04/12/2019	Bathroom air (1st Floor)	<0.099	<0.10	**0.10**	<0.099	<0.099	<0.17	**0.56**	**0.73**	<0.13	--	--	--	--	--	--
10.12	10.12-03-041219	04/12/2019	Bedroom (master) air (1st Floor)	<0.099	<0.10	<0.10	<0.099	<0.099	<0.17	**0.55**	**0.89**	<0.13	--	--	--	--	--	--
10.12	10.12-AA-053119	05/31/2019	RESAMPLE Outdoor air	<0.099	<0.10	<0.10	<0.099	<0.099	<0.17	<0.14	<0.13	<0.13	--	--	--	--	--	--
10.12	10.12-01-053119	05/31/2019	RESAMPLE Living room air (1st Floor)	<0.099	<0.10	**0.10**	<0.099	<0.099	<0.17	**0.14**	**0.18**	<0.13	--	--	--	--	--	--
10.12	10.12-02-053119	05/31/2019	RESAMPLE Bathroom air (1st Floor)	<0.099	<0.10	<0.10	<0.099	<0.099	<0.17	<0.14	**0.18**	<0.13	--	--	--	--	--	--
10.12	10.12-03-053119	05/31/2019	RESAMPLE Bedroom (master) air (1st Floor)	<0.099	<0.10	**0.11**	<0.099	<0.099	<0.17	**0.19**	**0.27**	<0.13	--	--	--	--	--	--
10.12	PSG-10-3-5 [4]	03/04/2019	Perimeter soil gas-10-3	<8.0	<8.0	<8.0	<8.0	<8.0	**29**	**6.0 J**	**1,260**	<8.0	--	<80	<80	<80	--	--
10.12	PSG-10-3-5 REP [4]	03/04/2019	Perimeter soil gas-10-3 (Replicate)	<8.0	<8.0	<8.0	<8.0	<8.0	**28**	**5.0 J**	**1,360**	<8.0	--	<80	<80	<80	--	--
10.12	PSG-10-3-15 [4]	03/04/2019	Perimeter soil gas-10-3	<8.0	<8.0	<8.0	<8.0	<8.0	**129**	**11**	**6,080**	<8.0	--	<80	<80	<80	--	--
10.12	PSG-10-4-5 [4]	03/04/2019	Perimeter soil gas-10-4	<8.0	<8.0	<8.0	<8.0	<8.0	**30**	<8.0	**1,540**	<8.0	--	<80	<80	<80	--	--
10.12	PSG-10-4-15 [4]	03/04/2019	Perimeter soil gas-10-4	**7.0 J**	<8.0	<8.0	<8.0	<8.0	**103**	<8.0	**6,110**	<8.0	--	<80	<80	<80	--	--
10.12	10.12-AA-030620	03/06/2020	RESAMPLE Outdoor air	<0.099	<0.10	<0.10	<0.099	<0.099	<0.17	<0.14	<0.13	<0.13	--	--	--	--	--	--
10.12	10.12-01-030620	03/06/2020	RESAMPLE Living room air (1st Floor)	<0.099	<0.10	**3.8**	<0.099	<0.099	<0.17	<0.14	**0.36**	<0.13	--	--	--	--	--	--
10.12	10.12-11-030620	03/06/2020	RESAMPLE Living room air (1st Floor) (Duplicate)	<0.099 UJ	<0.10 UJ	**3.0 J**	<0.099 UJ	**0.11 J**	**0.17 J**	<0.14 UJ	**0.31 J**	<0.13 UJ	--	--	--	--	--	--
10.12	10.12-02-030620	03/06/2020	RESAMPLE Bathroom air (1st Floor)	<0.099	<0.10	**3.9**	<0.099	<0.099	<0.17	<0.14	**0.41**	<0.13	--	--	--	--	--	--
10.12	10.12-03-030620	03/06/2020	RESAMPLE Bedroom (master) air (1st Floor)	<0.099	<0.10	**4.3**	<0.099	<0.099	<0.17	<0.14	**0.51**	<0.13	--	--	--	--	--	--
10.12	PSG-10-3-5 [4]	01/28/2020	Perimeter soil gas-10-3	<8.0	<8.0	<8.0	<8.0	<8.0	**11**	<8.0	**272**	<8.0	--	<80	<80	<80	--	--
10.12	PSG-10-3-15 [4]	01/28/2020	Perimeter soil gas-10-3	<8.0	<8.0	<8.0	<8.0	<8.0	**85**	**5.0 J**	**4,420**	<8.0	--	<80	<80	<80	--	--
10.12	PSG-10-4-5 [4]	01/28/2020	Perimeter soil gas-10-4	<8.0	<8.0	<8.0	<8.0	<8.0	**18**	<8.0	**1,010**	<8.0	--	<80	<80	<80	--	--
10.12	PSG-10-4-15 [4]	01/28/2020	Perimeter soil gas-10-4	**7.0 J**	<8.0	<8.0	<8.0	<8.0	**98**	<8.0	**6,170**	<8.0	--	<80	<80	<80	--	--
10.12	10.12-AA-102320	10/23/2020	RESAMPLE Outdoor air	<0.099	<0.10	<0.10	<0.099	<0.099	<0.17	<0.14	<0.13	<0.13	--	--	--	--	--	--
10.12	10.12-01-102320-M	10/23/2020	RESAMPLE Living room air (1st Floor) (M)	<0.099	<0.10	**2.9**	<0.099	<0.099	<0.17	<0.14	<0.13	<0.13	--	--	--	--	--	--
10.12	10.12-11-102320-M	10/23/2020	RESAMPLE Living room air (1st Floor) (Duplicate) (M)	<0.099	<0.10	**3.2**	<0.099	<0.099	<0.17	<0.14	<0.13	<0.13	--	--	--	--	--	--
10.12	10.12-02-102320-M	10/23/2020	RESAMPLE Bathroom air (1st Floor) (M)	<0.099	<0.10	**2.6**	<0.099	<0.099	<0.17	<0.14	<0.13	<0.13	--	--	--	--	--	--
10.12	10.12-03-102320-M	10/23/2020	RESAMPLE Bedroom (master) air (1st Floor) (M)	<0.099	<0.10	**3.2**	<0.099	<0.099	<0.17	<0.14	<0.13	<0.13	--	--	--	--	--	--
10.12	PSG-10-3-5 [4]	08/25/2020	Perimeter soil gas-10-03	<8.0	<8.0	<8.0	<8.0	<8.0	**34**	<8.0	**533**	<8.0	--	<80	<80	<80	--	--
10.12	PSG-10-3-15 [4]	08/25/2020	Perimeter soil gas-10-03	<8.0	<8.0	<8.0	<8.0	<8.0	**97**	<8.0	**4,280**	<8.0	--	<80	<80	<80	--	--
10.12	PSG-10-4-5 [4]	08/25/2020	Perimeter soil gas-10-04	<8.0	<8.0	<8.0	<8.0	<8.0	**43**	<8.0	**1,240**	<8.0	--	<80	<80	<80	--	--
10.12	PSG-10-4-15 [4]	08/25/2020	Perimeter soil gas-10-04	<8.0	<8.0	<8.0	<8.0	<8.0	**104**	<8.0	**5,340**	<8.0	--	<80	<80	<80	--	--
10.12	PSG-10-4-15 REP [4]	08/25/2020	Perimeter soil gas-10-04 (Replicate)	<8.0	<8.0	<8.0	<8.0	<8.0	**106**	<8.0	**5,400**	<8.0	--	<80	<80	<80	--	--
10.12	10.12-AA-051421	05/14/2021	RESAMPLE Outdoor air	<0.099	<0.10	<0.10	<0.099	<0.099	<0.17	<0.14	<0.13	<0.13	--	--	--	--	--	--
10.12	10.12-01-051421-M	05/14/2021	RESAMPLE Living room air (1st Floor) (M)	<0.099 UJ	<0.10 UJ	**1.8 J**	<0.099 UJ	<0.099 UJ	<0.17 UJ	<0.14 UJ	**0.13 J**	<0.13 UJ	--	--	--	--	--	--
10.12	10.12-02-051421-M	05/14/2021	RESAMPLE Bathroom air (1st Floor) (M)	<0.099	<0.10	**2.4**	<0.099	<0.099	<0.17	<0.14	**0.18**	<0.13	--	--	--	--	--	--
10.12	10.12-03-051421-M	05/14/2021	RESAMPLE Bedroom (master) air (1st Floor) (M)	<0.099	<0.10	**2.3**	<0.099	<0.099	<0.17	<0.14	**0.21**	<0.13	--	--	--	--	--	--
10.12	PSG-10-3-5 [4]	05/28/2021	Perimeter soil gas-10-03 air	<8.0	<8.0	<8.0	<8.0	<8.0	**22**	<8.0	**544**	<8.0	--	<80	<80	<80	--	--
10.12	PSG-10-3-15 [4]	05/28/2021	Perimeter soil gas-10-03 air	<8.0	<8.0	<8.0	<8.0	<8.0	**69**	<8.0	**3,420**	<8.0	--	<80	<80	<80	--	--
10.12	PSG-10-4-5 [4]	05/28/2021	Perimeter soil gas-10-04 air	<8.0	<8.0	<8.0	<8.0	<8.0	**37**	<8.0	**1,230**	<8.0	--	<80	<80	<80	--	--
10.12	PSG-10-4-15 [4]	05/28/2021	Perimeter soil gas-10-04 air	<8.0	<8.0	<8.0	<8.0	<8.0	**84**	<8.0	**5,540**	<8.0	--	<80	<80	<80	--	--
10.12	PSG-10-4-15 REP [4]	05/28/2021	Perimeter soil gas-10-04 air (Replicate)	<8.0	<8.0	<8.0	<8.0	<8.0	**67**	<8.0	**4,490**	<8.0	--	<80	<80	<80	--	--
10.12	10.12-AA-032522	03/25/2022	RESAMPLE Outdoor air	<0.099	<0.10	<0.10	<0.20	<0.099	<0.17	<0.14	<0.13	<0.13	--	--	--	--	--	--
10.12	10.12-01-032522-M	03/25/2022	RESAMPLE Living room air (1st Floor) (M)	<0.099	<0.10	**0.69**	<0.20	<0.099	<0.17	<0.14	**0.23**	<0.13	--	--	--	--	--	--
10.12	10.12-02-032522-M	03/25/2022	RESAMPLE Bathroom air (1st Floor) (M)	<0.099	<0.10	**0.77**	<0.20	<0.099	<0.17	<0.14	**0.26**	<0.13	--	--	--	--	--	--
10.12	10.12-03-032522-M	03/25/2022	RESAMPLE Bedroom (master) air (1st Floor) (M)	<0.099	<0.10	**0.78**	<0.20	<0.099	<0.17	<0.14	**0.39**	<0.13	--	--	--	--	--	--
10.12	PSG-10-3-5 [4]	01/07/2022	Perimeter soil gas-10-03 air	<4.0	<4.0	<4.0	<4.0	<4.0	**21**	<4.0	**687**	<4.0 UJ	--	<40	<40	<40	--	--
10.12	PSG-10-3-15 [4]	01/07/2022	Perimeter soil gas-10-03 air	<4.0	<4.0	<4.0	<4.0	<4.0	**74**	<4.0	**3,900**	<4.0 UJ	--	<40	<40	<40	--	--
10.12	PSG-10-4-5 [4]	01/07/2022	Perimeter soil gas-10-04 air	<4.0	<4.0	<4.0	<4.0	<4.0	**22**	<4.0	**827**	<4.0 UJ	--	<40	<40	<40	--	--
10.12	PSG-10-4-15 [4]	01/07/2022	Perimeter soil gas-10-04 air	<4.0	<4.0	<4.0	<4.0	<4.0	**82**	<4.0	**5,050**	<4.0 UJ	--	<40	<40	<40	--	--
10.12	PSG-10-4-15 REP [4]	01/07/2022	Perimeter soil gas-10-04 air (Replicate)	<4.0	<4.0	<4.0	<4.0	<4.0	**89**	<4.0	**5,470**	<4.0 UJ	--	<40	<40	<40	--	--
10.12	10.12-AA-092322	09/23/2022	RESAMPLE Outdoor air	<0.099	<0.10	<0.10	<0.20	<0.099	<0.17	<0.14	<0.13	<0.13	--	--	--	--	--	--
10.12	10.12-01-092322-M	09/23/2022	RESAMPLE Living room air (1st Floor) (M)	<0.099	<0.10	**2.1**	<0.20	<0.099	**0.17**	<0.14	**0.31**	<0.13	--	--	--	--	--	--
10.12	10.12-02-092322-M	09/23/2022	RESAMPLE Bathroom air (1st Floor) (M)	<0.099	<0.10	**1.7**	<0.20	<0.099	**0.20**	<0.14	**0.32**	<0.13	--	--	--	--	--	--
10.12	10.12-03-092322-M	09/23/2022	RESAMPLE Bedroom (master) air (1st Floor) (M)	<0.22	<0.22	**1.8**	<0.43	<0.22	**0.66**	<0.30	**1.5**	<0.28	--	--	--	--	--	--
10.12	PSG-10-4-5 [4]	08/15/2022	Perimeter soil gas-10-04 air	<100 UJ	<100	<20	<100	<100 UJ	<20 UJ	<100	**560 J+**	<10	--	--	--	--	--	<100
10.12	PSG-10-4-15 [4]	08/15/2022	Perimeter soil gas-10-04 air	<100 UJ	<100	<20	<100	<100 UJ	**36 J**	<100	**3,300 J+**	<10	--	--	--	--	--	<100
10.13	10.13-AA-040319	04/03/2019	Outdoor air	<0.099	<0.10	**0.11**	<0.099	<0.099	<0.17	<0.14	<0.13	<0.13	--	--	--	--	--	--
10.13	10.13-01-040319	04/03/2019	Dining room air (2nd Floor)	<0.099	<0.10	**0.14**	<0.099	<0.099	<0.17	**0.49**	<0.13	<0.13	--	--	--	--	--	--

TABLE A-6

HISTORICAL RESIDENTIAL INDOOR AIR AND SOIL GAS SAMPLING RESULTS
Former Ford Aeronutronic Facility
Newport Beach, California

Building ID	Sample ID	Date [2]	Location Description	Volatile Organic Compounds [1] (µg/m³)									Leak Detection Compounds [1]					
				1,1-DCE	1,1-DCA	1,2-DCA	cis-1,2-DCE	trans-1,2-DCE	PCE	1,1,1-TCA	TCE	Vinyl Chloride	Helium (ppmv)	Heptane (µg/m³)	Hexane (µg/m³)	Pentane (µg/m³)	TFA (µg/m³)	DFA (µg/m³)
10.13	10.13-11-040319	04/03/2019	Dining room air (2nd Floor) (Duplicate)	<0.099	<0.10	**0.14**	<0.099	<0.099	<0.17	**0.47**	<0.13	<0.13	--	--	--	--	--	--
10.13	10.13-02-040319	04/03/2019	Bathroom (master) air (2nd Floor)	<0.099	<0.10	**0.24**	<0.099	<0.099	**0.21**	<0.14	**0.17**	<0.13	--	--	--	--	--	--
10.13	10.13-03-040319	04/03/2019	Bedroom (master) air (2nd Floor)	<0.099	<0.10	**0.23**	<0.099	<0.099	**0.21**	<0.14	**0.17**	<0.13	--	--	--	--	--	--
10.13	PSG-10-3-5 [4]	03/04/2019	Perimeter soil gas-10-3	<8.0	<8.0	<8.0	<8.0	<8.0	**29**	**6.0 J**	**1,260**	<8.0	--	<80	<80	<80	--	--
10.13	PSG-10-3-5 REP [4]	03/04/2019	Perimeter soil gas-10-3 (Replicate)	<8.0	<8.0	<8.0	<8.0	<8.0	**28**	**5.0 J**	**1,360**	<8.0	--	<80	<80	<80	--	--
10.13	PSG-10-3-15 [4]	03/04/2019	Perimeter soil gas-10-3	<8.0	<8.0	<8.0	<8.0	<8.0	**129**	**11**	**6,080**	<8.0	--	<80	<80	<80	--	--
10.13	PSG-10-4-5 [4]	03/04/2019	Perimeter soil gas-10-4	<8.0	<8.0	<8.0	<8.0	<8.0	**30**	<8.0	**1,540**	<8.0	--	<80	<80	<80	--	--
10.13	PSG-10-4-15 [4]	03/04/2019	Perimeter soil gas-10-4	**7.0 J**	<8.0	<8.0	<8.0	<8.0	**103**	<8.0	**6,110**	<8.0	--	<80	<80	<80	--	--
10.14	10.14-AA-030619	03/06/2019	Outdoor air	<0.099	<0.10	<0.10	<0.099	<0.099	<0.17	<0.14	<0.13	<0.13	--	--	--	--	--	--
10.14	10.14-01-030619	03/06/2019	Living room air (2nd Floor)	<0.099	<0.10	**1.8**	<0.099	<0.099	<0.17	**0.89**	**0.18**	<0.13	--	--	--	--	--	--
10.14	10.14-11-030619	03/06/2019	Living room air (2nd Floor) (Duplicate)	<0.099	<0.10	**1.8**	<0.099	<0.099	<0.17	**0.89**	**0.17**	<0.13	--	--	--	--	--	--
10.14	10.14-02-030619	03/06/2019	Bathroom (master) air (2nd Floor)	<0.099	<0.10	**2.1**	<0.099	<0.099	<0.17	**0.73**	**0.15**	<0.13	--	--	--	--	--	--
10.14	10.14-03-030619	03/06/2019	Bedroom (master) air (2nd Floor)	<0.099 UJ	<0.10 UJ	**1.0 J**	<0.099 UJ	<0.099 UJ	<0.17 UJ	**0.33 J**	<0.13 UJ	<0.13 UJ	--	--	--	--	--	--
10.14	10.14-04-030619	03/06/2019	Bathroom air (2nd Floor)	<0.099	<0.10	**2.4**	<0.099	<0.099	<0.17	**0.85**	**0.18**	<0.13	--	--	--	--	--	--
10.14	PSG-10-3-5 [4]	03/04/2019	Perimeter soil gas-10-3	<8.0	<8.0	<8.0	<8.0	<8.0	**29**	**6.0 J**	**1,260**	<8.0	--	<80	<80	<80	--	--
10.14	PSG-10-3-5 REP [4]	03/04/2019	Perimeter soil gas-10-3 (Replicate)	<8.0	<8.0	<8.0	<8.0	<8.0	**28**	**5.0 J**	**1,360**	<8.0	--	<80	<80	<80	--	--
10.14	PSG-10-3-15 [4]	03/04/2019	Perimeter soil gas-10-3	<8.0	<8.0	<8.0	<8.0	<8.0	**129**	**11**	**6,080**	<8.0	--	<80	<80	<80	--	--
10.14	PSG-10-4-5 [4]	03/04/2019	Perimeter soil gas-10-4	<8.0	<8.0	<8.0	<8.0	<8.0	**30**	<8.0	**1,540**	<8.0	--	<80	<80	<80	--	--
10.14	PSG-10-4-15 [4]	03/04/2019	Perimeter soil gas-10-4	**7.0 J**	<8.0	<8.0	<8.0	<8.0	**103**	<8.0	**6,110**	<8.0	--	<80	<80	<80	--	--
10.14	10.14-AA-102319	10/23/2019	RESAMPLE Outdoor air	<0.099	<0.10	<0.10	<0.099	<0.099	<0.17	<0.14	<0.13	<0.13	--	--	--	--	--	--
10.14	10.14-01-102319	10/23/2019	RESAMPLE Living room air (2nd Floor)	<0.099 UJ	<0.10 UJ	**1.8 J**	<0.099 UJ	<0.099 UJ	<0.17 UJ	**0.54 J**	<0.13 UJ	<0.13 UJ	--	--	--	--	--	--
10.14	10.14-02-102319	10/23/2019	RESAMPLE Bathroom (master) air (2nd Floor)	<0.099	<0.10	**1.6**	<0.099	<0.099	<0.17	**0.56**	<0.13	<0.13	--	--	--	--	--	--
10.14	10.14-03-102319	10/23/2019	RESAMPLE Bedroom (master) air (2nd Floor)	<0.099	<0.10	**1.7**	<0.099	<0.099	<0.17	**0.59**	**0.13**	<0.13	--	--	--	--	--	--
10.14	10.14-04-102319	10/23/2019	RESAMPLE Bathroom air (2nd Floor)	<0.099	<0.10	**1.5**	<0.099	<0.099	<0.17	**0.68**	**0.14**	<0.13	--	--	--	--	--	--
10.14	PSG-10-3-5 [4]	07/16/2019	Perimeter soil gas-10-3	<8.0	<8.0	<8.0	<8.0	<8.0	**48**	<8.0	**1,390**	<8.0	--	<80	<80	<80	--	--
10.14	PSG-10-3-15 [4]	07/16/2019	Perimeter soil gas-10-3	<8.0	<8.0	<8.0	<8.0	<8.0	**79**	<8.0	**3,810**	<8.0	--	<80	<80	<80	--	--
10.14	PSG-10-4-5 [4]	07/16/2019	Perimeter soil gas-10-4	<8.0	<8.0	<8.0	<8.0	<8.0	**45**	<8.0	**1,510**	<8.0	--	<80	<80	<80	--	--
10.14	PSG-10-4-15 [4]	07/16/2019	Perimeter soil gas-10-4	<8.0	<8.0	**7.0 J**	<8.0	<8.0	**85**	<8.0	**5,000**	<8.0	--	<80	<80	<80	--	--
10.14	10.14-AA-042722	04/27/2022	RESAMPLE Outdoor air	<0.099	<0.10	<0.10	<0.20	<0.099	<0.17	<0.14	<0.13	<0.13	--	--	--	--	--	--
10.14	10.14-01-042722	04/27/2022	RESAMPLE Living room air (2nd Floor)	<0.099	<0.10	**0.29**	<0.20	<0.099	<0.17	**1.0**	**0.15**	<0.13	--	--	--	--	--	--
10.14	10.14-02-042722	04/27/2022	RESAMPLE Bathroom (master) air (2nd Floor)	<0.099	<0.10	**0.35**	<0.20	<0.099	<0.17	**0.90**	**0.24**	<0.13	--	--	--	--	--	--
10.14	10.14-03-042722	04/27/2022	RESAMPLE Bedroom (master) air (2nd Floor)	<0.099	<0.10	**0.27**	<0.20	<0.099	<0.17	**0.94**	**0.17**	<0.13	--	--	--	--	--	--
10.14	10.14-04-042722	04/27/2022	RESAMPLE Bathroom air (2nd Floor)	<0.099	<0.10	**0.22**	<0.20	<0.099	<0.17	**0.75**	<0.13	<0.13	--	--	--	--	--	--
10.14	PSG-10-3-5 [4]	05/02/2022	Perimeter soil gas-10-03 air	<4.0	<4.0	<4.0	<4.0	<4.0	**32 J+**	<4.0	**552**	<4.0 UJ	--	<40	<40	<40	--	--
10.14	PSG-10-3-15 [4]	05/02/2022	Perimeter soil gas-10-03 air	<4.0	<4.0	<4.0	<4.0	<4.0	**67 J+**	<4.0	**2,490**	<4.0 UJ	--	<40	<40	<40	--	--
10.14	PSG-10-4-5 [4]	05/02/2022	Perimeter soil gas-10-04 air	<4.0	<4.0	<4.0	<4.0	<4.0	**28 J+**	<4.0	**580**	<4.0 UJ	--	<40	<40	<40	--	--
10.14	PSG-10-4-15 [4]	05/02/2022	Perimeter soil gas-10-04 air	<4.0	<4.0	<4.0	<4.0	<4.0	**83 J+**	<4.0	**3,740**	<4.0 UJ	--	<40	<40	<40	--	--
10.14	PSG-10-4-15 REP [4]	05/02/2022	Perimeter soil gas-10-04 air (Replicate)	<4.0	<4.0	<4.0	<4.0	<4.0	**83 J+**	<4.0	**3,710**	<4.0 UJ	--	<40	<40	<40	--	--
10.15	10.15-AA-080718	08/08/2018	Outdoor air	<0.099	<0.10	<0.10	<0.099	<0.099	<0.17	<0.14	<0.13	<0.13	--	--	--	--	--	--
10.15	10.15-01-080718	08/08/2018	Bathroom air (2nd Floor)	<0.099	<0.10	**0.37**	<0.099	<0.099	<0.17	<0.14	**0.16**	<0.13	--	--	--	--	--	--
10.15	10.15-02-080718	08/08/2018	Living room air (2nd Floor)	<0.099	<0.10	**0.39**	<0.099	<0.099	<0.17	<0.14	**0.16**	<0.13	--	--	--	--	--	--
10.15	10.15-03-080718	08/08/2018	Bedroom air (2nd Floor)	<0.099	<0.10	**0.23**	<0.099	<0.099	<0.17	<0.14	**0.15 J+**	<0.13	--	--	--	--	--	--
10.15	10.06-AA-051019 [6]	05/10/2019	RESAMPLE Outdoor air	<0.099	<0.10	<0.10	<0.099	<0.099	<0.17	<0.14	<0.13	<0.13	--	--	--	--	--	--
10.15	10.15-01-051019	05/10/2019	RESAMPLE Living room air (2nd Floor)	<0.099	<0.10	**0.22**	<0.099	<0.099	<0.17	<0.14	<0.13	<0.13	--	--	--	--	--	--
10.15	10.15-11-051019	05/10/2019	RESAMPLE Living room air (2nd Floor) (Duplicate)	<0.099	<0.10	**0.21**	<0.099	<0.099	<0.17	<0.14	<0.13	<0.13	--	--	--	--	--	--
10.15	10.15-02-051019	05/10/2019	RESAMPLE Bathroom air (2nd Floor)	<0.099	<0.10	**0.18**	<0.099	<0.099	<0.17	<0.14	<0.13	<0.13	--	--	--	--	--	--
10.15	10.15-03-051019	05/10/2019	RESAMPLE Bedroom (master) air (2nd Floor)	<0.099	<0.10	**0.18**	<0.099	<0.099	<0.17	<0.14	<0.13	<0.13	--	--	--	--	--	--
10.15	PSG-10-3-5 [4]	03/04/2019	Perimeter soil gas-10-3	<8.0	<8.0	<8.0	<8.0	<8.0	**29**	**6.0 J**	**1,260**	<8.0	--	<80	<80	<80	--	--
10.15	PSG-10-3-5 REP [4]	03/04/2019	Perimeter soil gas-10-3 (Replicate)	<8.0	<8.0	<8.0	<8.0	<8.0	**28**	**5.0 J**	**1,360**	<8.0	--	<80	<80	<80	--	--
10.15	PSG-10-3-15 [4]	03/04/2019	Perimeter soil gas-10-3	<8.0	<8.0	<8.0	<8.0	<8.0	**129**	**11**	**6,080**	<8.0	--	<80	<80	<80	--	--
10.15	PSG-10-4-5 [4]	03/04/2019	Perimeter soil gas-10-4	<8.0	<8.0	<8.0	<8.0	<8.0	**30**	<8.0	**1,540**	<8.0	--	<80	<80	<80	--	--
10.15	PSG-10-4-15 [4]	03/04/2019	Perimeter soil gas-10-4	**7.0 J**	<8.0	<8.0	<8.0	<8.0	**103**	<8.0	**6,110**	<8.0	--	<80	<80	<80	--	--
10.17	10.17-AA-040519	04/05/2019	Outdoor air	<0.099	<0.10	**0.26**	<0.099	<0.099	<0.17	<0.14	<0.13	<0.13	--	--	--	--	--	--
10.17	10.17-01-040519	04/05/2019	Living room air (1st Floor)	<0.099	<0.10	**0.27**	<0.099	<0.099	<0.17	<0.14	**0.89**	<0.13	--	--	--	--	--	--
10.17	10.17-11-040519	04/05/2019	Living room air (1st Floor) (Duplicate)	<0.099	<0.10	**0.26**	<0.099	<0.099	<0.17	<0.14	**0.86**	<0.13	--	--	--	--	--	--
10.17	10.17-02-040519	04/05/2019	Bathroom air (1st Floor)	<0.099	<0.10	**0.28**	<0.099	<0.099	<0.17	<0.14	**1.0**	<0.13	--	--	--	--	--	--

TABLE A-6

HISTORICAL RESIDENTIAL INDOOR AIR AND SOIL GAS SAMPLING RESULTS
Former Ford Aeronutronic Facility
Newport Beach, California

Building ID	Sample ID	Date [2]	Location Description	Volatile Organic Compounds [1] (µg/m³)									Leak Detection Compounds [1]					
				1,1-DCE	1,1-DCA	1,2-DCA	cis-1,2-DCE	trans-1,2-DCE	PCE	1,1,1-TCA	TCE	Vinyl Chloride	Helium (ppmv)	Heptane (µg/m³)	Hexane (µg/m³)	Pentane (µg/m³)	TFA (µg/m³)	DFA (µg/m³)
10.17	10.17-03-040519	04/05/2019	Bedroom (office) air (1st Floor)	<0.099	<0.10	**0.26**	<0.099	<0.099	<0.17	<0.14	**0.99**	<0.13	--	--	--	--	--	--
10.17	10.17-AA-051719	05/17/2019	RESAMPLE Outdoor air	<0.099	<0.10	**0.11**	<0.099	<0.099	<0.17	<0.14	<0.13	<0.13	--	--	--	--	--	--
10.17	10.17-01-051719	05/17/2019	RESAMPLE Living room air (1st Floor)	<0.099	<0.10	**0.19**	<0.099	<0.099	<0.17	<0.14	**0.44**	<0.13	--	--	--	--	--	--
10.17	10.17-02-051719	05/17/2019	RESAMPLE Bathroom air (1st Floor)	<0.099	<0.10	**0.21**	<0.099	<0.099	<0.17	<0.14	**0.54**	<0.13	--	--	--	--	--	--
10.17	10.17-03-051719	05/17/2019	RESAMPLE Bedroom (office) air (1st Floor)	<0.099	<0.10	**0.21**	<0.099	<0.099	<0.17	<0.14	**0.51**	<0.13	--	--	--	--	--	--
10.17	PSG-10-5-5 [4]	03/04/2019	Perimeter soil gas-10-5	<8.0	<8.0	<8.0	<8.0	<8.0	**75**	<8.0	**4,310**	<8.0	--	<80	<80	<80	--	--
10.17	PSG-10-5-15 [4]	03/04/2019	Perimeter soil gas-10-5	**5.0 J**	<8.0	<8.0	<8.0	<8.0	**186**	<8.0	**10,900**	<8.0	--	<80	<80	<80	--	--
10.17	PSG-10-6-5 [4]	03/04/2019	Perimeter soil gas-10-6	<8.0	<8.0	<8.0	<8.0	<8.0	**83**	<8.0	**3,700**	<8.0	--	<80	<80	<80	--	--
10.17	PSG-10-6-15 [4]	03/04/2019	Perimeter soil gas-10-6	<8.0	<8.0	<8.0	<8.0	<8.0	**217**	<8.0	**10,200**	<8.0	--	<80	<80	<80	--	--
10.17	PSG-10-7-5 [4]	03/04/2019	Perimeter soil gas-10-7	<8.0	<8.0	<8.0	<8.0	<8.0	**102**	<8.0	**5,680**	<8.0	--	<80	<80	<80	--	--
10.17	PSG-10-7-15 [4]	03/04/2019	Perimeter soil gas-10-7	**13**	<8.0	<8.0	<8.0	<8.0	**248**	<8.0	**15,600**	<8.0	--	<80	<80	<80	--	--
10.17	10.17-AA-120619	12/06/2019	RESAMPLE Outdoor air	<0.099	<0.10	**0.13**	<0.099	<0.099	<0.17	<0.14	<0.13	<0.13	--	--	--	--	--	--
10.17	10.17-01-120619	12/06/2019	RESAMPLE Living room air (1st Floor)	<0.099	<0.10	**0.11**	<0.099	<0.099	<0.17	<0.14	**0.27**	<0.13	--	--	--	--	--	--
10.17	10.17-02-120619	12/06/2019	RESAMPLE Bathroom air (1st Floor)	<0.099	<0.10	**0.12**	<0.099	<0.099	<0.17	<0.14	**0.40**	<0.13	--	--	--	--	--	--
10.17	10.17-03-120619	12/06/2019	RESAMPLE Bedroom (office) air (1st Floor)	<0.099	<0.10	**0.12**	<0.099	<0.099	<0.17	<0.14	**0.35**	<0.13	--	--	--	--	--	--
10.17	PSG-10-5-5 [4]	07/16/2019	Perimeter soil gas-10-5	<8.0	<8.0	<8.0	<8.0	<8.0	**89**	<8.0	**3,870**	<8.0	--	<80	<80	<80	--	--
10.17	PSG-10-5-15 [4]	07/16/2019	Perimeter soil gas-10-5	**8.0**	<8.0	<8.0	<8.0	<8.0	**131**	<8.0	**8,520**	<8.0	--	<80	<80	<80	--	--
10.17	PSG-10-6-5 [4]	07/16/2019	Perimeter soil gas-10-6	<8.0	<8.0	<8.0	<8.0	<8.0	**94**	<8.0	**3,290**	<8.0	--	<80	<80	<80	--	--
10.17	PSG-10-6-15 [4]	07/16/2019	Perimeter soil gas-10-6	<8.0	<8.0	<8.0	<8.0	<8.0	**186**	<8.0	**9,030**	<8.0	--	<80	<80	<80	--	--
10.17	PSG-10-7-5 [4]	07/16/2019	Perimeter soil gas-10-7	<8.0	<8.0	<8.0	<8.0	<8.0	**117**	<8.0	**6,380**	<8.0	--	<80	<80	<80	--	--
10.17	PSG-10-7-15 [4]	07/16/2019	Perimeter soil gas-10-7	**15**	<8.0	<8.0	<8.0	<8.0	**213**	<8.0	**14,500**	<8.0	--	<80	<80	<80	--	--
10.17	PSG-10-7-15 REP [4]	07/16/2019	Perimeter soil gas-10-7 (Replicate)	**15**	<8.0	<8.0	<8.0	<8.0	**213**	<8.0	**14,700**	<8.0	--	<80	<80	<80	--	--
10.17	10.17-AA-030420	03/04/2020	RESAMPLE Outdoor air	<0.099	<0.10	**0.11**	<0.099	<0.099	<0.17	<0.14	<0.13	<0.13	--	--	--	--	--	--
10.17	10.17-01-030420-M	03/04/2020	RESAMPLE Living room air (1st Floor) (M)	<0.099	<0.10	<0.10	<0.099	<0.099	<0.17	<0.14	**0.21**	<0.13	--	--	--	--	--	--
10.17	10.17-02-030420-M	03/04/2020	RESAMPLE Bathroom air (1st Floor) (M)	<0.099	<0.10	<0.10	<0.099	<0.099	<0.17	<0.14	<0.13	<0.13	--	--	--	--	--	--
10.17	10.17-03-030420-M	03/04/2020	RESAMPLE Bedroom (office) air (1st Floor) (M)	<0.099	<0.10	<0.10	<0.099	<0.099	<0.17	<0.14	<0.13	<0.13	--	--	--	--	--	--
10.17	PSG-10-5-5 [4]	01/28/2020	Perimeter soil gas-10-5	<8.0	<8.0	<8.0	<8.0	<8.0	**62**	<8.0	**3,170**	<8.0	--	<80	<80	<80	--	--
10.17	PSG-10-5-15 [4]	01/28/2020	Perimeter soil gas-10-5	<8.0	<8.0	<8.0	<8.0	<8.0	**128**	<8.0	**8,420**	<8.0	--	<80	<80	<80	--	--
10.17	PSG-10-6-5 [4]	01/28/2020	Perimeter soil gas-10-6	<8.0	<8.0	<8.0	<8.0	<8.0	**53**	<8.0	**2,150**	<8.0	--	<80	<80	<80	--	--
10.17	PSG-10-6-15 [4]	01/28/2020	Perimeter soil gas-10-6	<8.0	<8.0	<8.0	<8.0	<8.0	**192**	<8.0	**9,000**	<8.0	--	<80	<80	<80	--	--
10.17	PSG-10-6-15 REP [4]	01/28/2020	Perimeter soil gas-10-6 (Replicate)	<8.0	<8.0	<8.0	<8.0	<8.0	**185**	<8.0	**8,720**	<8.0	--	<80	<80	<80	--	--
10.17	PSG-10-7-5 [4]	01/28/2020	Perimeter soil gas-10-7	<8.0	<8.0	<8.0	<8.0	<8.0	**79**	<8.0	**4,770**	<8.0	--	<80	<80	<80	--	--
10.17	PSG-10-7-15 [4]	01/28/2020	Perimeter soil gas-10-7	**13**	<8.0	<8.0	<8.0	<8.0	**211**	<8.0	**14,100**	<8.0	--	<80	<80	<80	--	--
10.17	10.17-AA-051921	05/19/2021	RESAMPLE Outdoor air	<0.099	<0.10	**0.11**	<0.099	<0.099	<0.17	<0.14	<0.13	<0.13	--	--	--	--	--	--
10.17	10.17-01-051921-M	05/19/2021	RESAMPLE Living room air (1st Floor) (M)	<0.099	<0.10	**0.13**	<0.099	<0.099	<0.17	<0.14	**0.61**	<0.13	--	--	--	--	--	--
10.17	10.17-02-051921-M	05/19/2021	RESAMPLE Bathroom Hallway air (1st Floor) (M)	<0.099	<0.10	**0.16**	**0.67**	<0.099	<0.17	<0.14	**5.9**	<0.13	--	--	--	--	--	--
10.17	10.17-03-051921-M	05/19/2021	RESAMPLE Bedroom (office) air (1st Floor) (M)	<0.099	<0.10	**0.16**	<0.099	<0.099	<0.17	<0.14	**0.85**	<0.13	--	--	--	--	--	--
10.17	10.17-AA-060421	06/04/2021	RESAMPLE Outdoor air	<0.099	<0.10	<0.10	<0.099	<0.099	<0.17	<0.14	<0.13	<0.13	--	--	--	--	--	--
10.17	10.17-01-060421-M	06/04/2021	RESAMPLE Living room air (1st Floor) (M)	<0.099	<0.10	<0.10	<0.099	<0.099	<0.17	<0.14	**0.33**	<0.13	--	--	--	--	--	--
10.17	10.17-02-060421-M	06/04/2021	RESAMPLE Bathroom Hallway air (1st Floor) (M)	<0.099	<0.10	<0.10	<0.099	<0.099	<0.17	<0.14	<0.13	<0.13	--	--	--	--	--	--
10.17	10.17-03-060421-M	06/04/2021	RESAMPLE Bedroom (office) air (1st Floor) (M)	<0.099	<0.10	<0.10	<0.099	<0.099	<0.17	<0.14	<0.13	<0.13	--	--	--	--	--	--
10.17	PSG-10-5-5 [4]	05/28/2021	Perimeter soil gas-10-05 air	<8.0	<8.0	<8.0	<8.0	<8.0	**72**	<8.0	**3,020**	<8.0	--	<80	<80	<80	--	--
10.17	PSG-10-5-15 [4]	05/28/2021	Perimeter soil gas-10-05 air	<8.0	<8.0	<8.0	<8.0	<8.0	**116**	<8.0	**6,970**	<8.0	--	<80	<80	<80	--	--
10.17	PSG-10-6-5 [4]	05/28/2021	Perimeter soil gas-10-06 air	<8.0	<8.0	<8.0	<8.0	<8.0	**69**	<8.0	**2,410**	<8.0	--	<80	<80	<80	--	--
10.17	PSG-10-6-15 [4]	05/28/2021	Perimeter soil gas-10-06 air	<8.0	<8.0	<8.0	<8.0	<8.0	**170**	<8.0	**8,120**	<8.0	--	<80	<80	<80	--	--
10.17	PSG-10-7-5 [4]	05/28/2021	Perimeter soil gas-10-07 air	<8.0	<8.0	<8.0	<8.0	<8.0	**79**	<8.0	**4,670**	<8.0	--	<80	<80	<80	--	--
10.17	PSG-10-7-15 [4]	05/28/2021	Perimeter soil gas-10-07 air	<8.0	<8.0	<8.0	<8.0	<8.0	**161**	<8.0	**12,000**	<8.0	--	<80	<80	<80	--	--
10.17	10.17-AA-121721	12/17/2021	RESAMPLE Outdoor air	<0.099	<0.10	**0.11**	<0.099	**0.44**	<0.17	<0.14	<0.13	<0.13	--	--	--	--	--	--
10.17	10.17-01-121721-M	12/17/2021	RESAMPLE Living room air (1st Floor) (M)	<0.099	<0.10	**0.10**	**0.32**	**460**	<0.17	<0.14	**0.47**	<0.13	--	--	--	--	--	--
10.17	10.17-02-121721-M	12/17/2021	RESAMPLE Bathroom Hallway air (1st Floor) (M)	<0.099	<0.10	**0.12**	**0.34**	**660**	**0.20**	<0.14	**0.23**	<0.13	--	--	--	--	--	--
10.17	10.17-03-121721-M	12/17/2021	RESAMPLE Bedroom (office) air (1st Floor) (M)	<0.099	<0.10	**0.12**	**0.45**	**800**	<0.17	<0.14	**0.22**	<0.13	--	--	--	--	--	--
10.17	PSG-10-5-5 [4]	09/10/2021	Perimeter soil gas-10-05 air	<8.0	<8.0	<8.0	<8.0	<8.0	**80**	<8.0	**3,140**	<8.0	--	<80	<80	<80	--	--
10.17	PSG-10-5-15 [4]	09/10/2021	Perimeter soil gas-10-05 air	<8.0	<8.0	<8.0	<8.0	<8.0	**142**	<8.0	**7,230**	<8.0	--	<80	<80	<80	--	--
10.17	PSG-10-6-5 [4]	09/10/2021	Perimeter soil gas-10-06 air	<8.0	<8.0	<8.0	<8.0	<8.0	**78**	<8.0	**2,240**	<8.0	--	<80	<80	<80	--	--
10.17	PSG-10-6-15 [4]	09/10/2021	Perimeter soil gas-10-06 air	<8.0	<8.0	<8.0	<8.0	<8.0	**176**	<8.0	**7,480**	<8.0	--	<80	<80	<80	--	--
10.17	PSG-10-7-5 [4]	09/10/2021	Perimeter soil gas-10-07 air	<8.0	<8.0	<8.0	<8.0	<8.0	**96**	<8.0	**4,630**	<8.0	--	<80	<80	<80	--	--

TABLE A-6

HISTORICAL RESIDENTIAL INDOOR AIR AND SOIL GAS SAMPLING RESULTS
Former Ford Aeronutronic Facility
Newport Beach, California

Building ID	Sample ID	Date [2]	Location Description	Volatile Organic Compounds [1] (µg/m³)									Leak Detection Compounds [1]					
				1,1-DCE	1,1-DCA	1,2-DCA	cis-1,2-DCE	trans-1,2-DCE	PCE	1,1,1-TCA	TCE	Vinyl Chloride	Helium (ppmv)	Heptane (µg/m³)	Hexane (µg/m³)	Pentane (µg/m³)	TFA (µg/m³)	DFA (µg/m³)
10.17	PSG-10-7-15 [4]	09/10/2021	Perimeter soil gas-10-07 air	**7.0 J**	<8.0	<8.0	<8.0	<8.0	**202**	<8.0	**12,300**	<8.0	--	<80	<80	<80	--	--
10.17	10.17-AA-041322	04/13/2022	RESAMPLE Outdoor air	<0.099 UJ	<0.10 UJ	<0.10 UJ	<0.20 UJ	<0.099 UJ	<0.17 UJ	<0.14 UJ	<0.13 UJ	<0.13 UJ	--	--	--	--	--	--
10.17	10.17-01-041322-M	04/13/2022	RESAMPLE Living room air (1st Floor) (M)	<0.099	<0.10	<0.10	<0.20	**49**	<0.17	<0.14	**0.20**	<0.13	--	--	--	--	--	--
10.17	10.17-02-041322-M	04/13/2022	RESAMPLE Bathroom Hallway air (1st Floor) (M)	<0.099	<0.10	<0.10	<0.20	**100**	<0.17	<0.14	<0.13	<0.13	--	--	--	--	--	--
10.17	10.17-03-041322-M	04/13/2022	RESAMPLE Bedroom (office) air (1st Floor) (M)	<0.099	<0.10	<0.10	<0.20	**100**	<0.17	<0.14	**0.13**	<0.13	--	--	--	--	--	--
10.17	10.17-04-041322-M	04/13/2022	RESAMPLE Bedroom (master) air (1st Floor) (M)	<0.099	<0.10	<0.10	<0.20	**56**	<0.17	<0.14	**0.20**	<0.13	--	--	--	--	--	--
10.17	PSG-10-5-5 [4]	05/02/2022	Perimeter soil gas-10-05 air	<4.0	<4.0	<4.0	<4.0	<4.0	**70 J+**	<4.0	**2,270**	<4.0 UJ	--	<40	<40	<40	--	--
10.17	PSG-10-5-15 [4]	05/02/2022	Perimeter soil gas-10-05 air	<4.0	<4.0	<4.0	<4.0	<4.0	**121 J+**	<4.0	**5,050**	<4.0 UJ	--	<40	<40	<40	--	--
10.17	PSG-10-6-5 [4]	05/02/2022	Perimeter soil gas-10-06 air	<4.0	<4.0	<4.0	<4.0	<4.0	**81 J+**	<4.0	**2,040**	<4.0 UJ	--	<40	<40	<40	--	--
10.17	PSG-10-6-15 [4]	05/02/2022	Perimeter soil gas-10-06 air	<4.0	<4.0	<4.0	<4.0	<4.0	**149 J+**	<4.0	**5,070**	<4.0 UJ	--	<40	<40	<40	--	--
10.17	PSG-10-7-5 [4]	05/02/2022	Perimeter soil gas-10-07 air	<4.0	<4.0	<4.0	<4.0	<4.0	**71 J+**	<4.0	**2,760**	<4.0 UJ	--	<40	<40	<40	--	--
10.17	PSG-10-7-15 [4]	05/02/2022	Perimeter soil gas-10-07 air	**8.0**	<4.0	<4.0	<4.0	<4.0	**208 J+**	<4.0	**9,860**	<4.0 UJ	--	<40	<40	<40	--	--
10.17	10.17-AA-080522	08/05/2022	RESAMPLE Outdoor air	<0.099	<0.10	<0.10	<0.20	<0.099	<0.17	<0.14	<0.13	<0.13	--	--	--	--	--	--
10.17	10.17-01-080522-M	08/05/2022	RESAMPLE Living room air (1st Floor) (M)	<0.099	<0.10	<0.10	<0.20	**4.7**	<0.17	<0.14	**0.23**	<0.13	--	--	--	--	--	--
10.17	10.17-11-080522-M	08/05/2022	RESAMPLE Living room air (1st Floor) (M) (Replicate)	<0.099	<0.10	<0.10	<0.20	**4.6**	<0.17	<0.14	**0.24**	<0.13	--	--	--	--	--	--
10.17	10.17-02-080522-M	08/05/2022	RESAMPLE Bathroom Hallway air (1st Floor) (M)	<0.099	<0.10	<0.10	<0.20	**16**	<0.17	<0.14	**0.27**	<0.13	--	--	--	--	--	--
10.17	10.17-03-080522-M	08/05/2022	RESAMPLE Bedroom (office) air (1st Floor) (M)	<0.099	<0.10	<0.10	<0.20	**14**	<0.17	<0.14	**0.31**	<0.13	--	--	--	--	--	--
10.17	10.17-04-080522-M	08/05/2022	RESAMPLE Bedroom (master) air (1st Floor) (M)	<0.099	<0.10	<0.10	<0.20	**3.3**	<0.17	<0.14	**0.18**	<0.13	--	--	--	--	--	--
10.17	PSG-10-6-5 [4]	08/15/2022	Perimeter soil gas-10-06 air	<100 UJ	<100	<20	<100	<100 UJ	**39 J**	<100	**1,400 J+**	<10	--	--	--	--	--	<100
10.17	PSG-10-6-15 [4]	08/15/2022	Perimeter soil gas-10-06 air	<100 UJ	<100	<20	<100	<100 UJ	**100 J**	<100	**5,000 J+**	<10	--	--	--	--	--	<100
10.17	PSG-10-6-15 REP [4]	08/15/2022	Perimeter soil gas-10-06 air (Replicate)	<100 UJ	<100	<20	<100	<100 UJ	**66 J**	<100	**4,200 J+**	<10	--	--	--	--	--	<100
10.17	PSG-10-7-5 [4]	08/15/2022	Perimeter soil gas-10-07 air	<100 UJ	<100	<20	<100	<100 UJ	**23 J**	<100	**1,700 J+**	<10	--	--	--	--	--	<100
10.17	PSG-10-7-15 [4]	08/15/2022	Perimeter soil gas-10-07 air	<100 UJ	<100	<20	<100	<100 UJ	**82 J**	<100	**7,500 J+**	<10	--	--	--	--	--	<100
10.17	10.17-AA-120722	12/07/2022	RESAMPLE Outdoor air	<0.099	<0.10	**0.11**	<0.20	<0.099	<0.17	<0.14	<0.13	<0.13	--	--	--	--	--	--
10.17	10.17-01-120722-M	12/07/2022	RESAMPLE Living room air (1st Floor) (M)	<0.099	<0.10	**0.11**	<0.20	**0.83**	<0.17	<0.14	**0.19**	<0.13	--	--	--	--	--	--
10.17	10.17-02-120722-M	12/07/2022	RESAMPLE Bathroom Hallway air (1st Floor) (M)	<0.099	<0.10	<0.10	<0.20	**2.3**	<0.17	<0.14	**0.17**	<0.13	--	--	--	--	--	--
10.17	10.17-03-120722-M	12/07/2022	RESAMPLE Bedroom (office) air (1st Floor) (M)	<0.099	<0.10	**0.18**	<0.20	**2.2**	<0.17	<0.14	**0.18**	<0.13	--	--	--	--	--	--
10.17	10.17-04-120722-M	12/07/2022	RESAMPLE Bedroom (master) air (1st Floor) (M)	<0.099	<0.10	<0.10	<0.20	**1.0**	<0.17	<0.14	**0.17**	<0.13	--	--	--	--	--	--
10.18	11.10-AA-081618 [6]	08/17/2018	Outdoor air	<0.099	<0.10	<0.10	<0.099	<0.099	<0.17	<0.14	<0.13	<0.13	--	--	--	--	--	--
10.18	10.18-01-081618	08/17/2018	Bathroom air (1st Floor)	<0.099	<0.10	<0.10	<0.099	<0.099	<0.17	<0.14	<0.13	<0.13	--	--	--	--	--	--
10.18	10.18-02-081618	08/17/2018	Dining room air (1st Floor)	<0.099	<0.10	<0.10	<0.099	<0.099	<0.17	<0.14	**0.19**	<0.13	--	--	--	--	--	--
10.18	10.18-03-081618	08/17/2018	Bedroom air (2nd Floor)	<0.099	<0.10	<0.10	<0.099	<0.099	<0.17	<0.14	<0.13	<0.13	--	--	--	--	--	--
10.18	10.18-03-081618DUP	08/17/2018	Bedroom air (2nd Floor) (Duplicate)	<0.099	<0.10	<0.10	<0.099	<0.099	<0.17	<0.14	<0.13	<0.13	--	--	--	--	--	--
10.18	10.18-AA-051719	05/17/2019	RESAMPLE Outdoor air	<0.099	<0.10	<0.10	<0.099	<0.099	<0.17	<0.14	<0.13	<0.13	--	--	--	--	--	--
10.18	10.18-01-051719	05/17/2019	RESAMPLE Living room air (1st Floor)	<0.099	<0.10	<0.10	<0.099	<0.099	<0.17	<0.14	**0.18**	<0.13	--	--	--	--	--	--
10.18	10.18-02-051719	05/17/2019	RESAMPLE Bathroom air (1st Floor)	<0.099	<0.10	<0.10	<0.099	<0.099	<0.17	<0.14	<0.13	<0.13	--	--	--	--	--	--
10.18	10.18-03-051719	05/17/2019	RESAMPLE Bedroom (master) air (2nd Floor)	<0.099	<0.10	<0.10	<0.099	<0.099	<0.17	<0.14	**0.15**	<0.13	--	--	--	--	--	--
10.18	PSG-10-5-5 [4]	03/04/2019	Perimeter soil gas-10-5	<8.0	<8.0	<8.0	<8.0	<8.0	**75**	<8.0	**4,310**	<8.0	--	<80	<80	<80	--	--
10.18	PSG-10-5-15 [4]	03/04/2019	Perimeter soil gas-10-5	**5.0 J**	<8.0	<8.0	<8.0	<8.0	**186**	<8.0	**10,900**	<8.0	--	<80	<80	<80	--	--
10.18	PSG-10-6-5 [4]	03/04/2019	Perimeter soil gas-10-6	<8.0	<8.0	<8.0	<8.0	<8.0	**83**	<8.0	**3,700**	<8.0	--	<80	<80	<80	--	--
10.18	PSG-10-6-15 [4]	03/04/2019	Perimeter soil gas-10-6	<8.0	<8.0	<8.0	<8.0	<8.0	**217**	<8.0	**10,200**	<8.0	--	<80	<80	<80	--	--
10.18	PSG-10-7-5 [4]	03/04/2019	Perimeter soil gas-10-7	<8.0	<8.0	<8.0	<8.0	<8.0	**102**	<8.0	**5,680**	<8.0	--	<80	<80	<80	--	--
10.18	PSG-10-7-15 [4]	03/04/2019	Perimeter soil gas-10-7	**13**	<8.0	<8.0	<8.0	<8.0	**248**	<8.0	**15,600**	<8.0	--	<80	<80	<80	--	--
10.18	10.18-AA-112719	11/27/2019	RESAMPLE Outdoor air	<0.099	<0.10	**0.12**	<0.099	<0.099	<0.17	<0.14	<0.13	<0.13	--	--	--	--	--	--
10.18	10.18-01-112719	11/27/2019	RESAMPLE Living room air (1st Floor)	<0.099	<0.10	<0.10	<0.099	<0.099	**0.22**	<0.14	**1.5**	<0.13	--	--	--	--	--	--
10.18	10.18-11-112719	11/27/2019	RESAMPLE Living room air (1st Floor) (Duplicate)	<0.099	<0.10	<0.10	<0.099	<0.099	<0.17	<0.14	**1.5**	<0.13	--	--	--	--	--	--
10.18	10.18-02-112719	11/27/2019	RESAMPLE Bathroom air (1st Floor)	<0.099	<0.10	<0.10	<0.099	<0.099	<0.17	<0.14	**1.1**	<0.13	--	--	--	--	--	--
10.18	10.18-03-112719	11/27/2019	RESAMPLE Bedroom (master) air (2nd Floor)	<0.099	<0.10	<0.10	<0.099	<0.099	<0.17	<0.14	**1.4**	<0.13	--	--	--	--	--	--
10.18	10.18-AA-011520	01/15/2020	RESAMPLE Outdoor air	<0.099	<0.10	<0.10	<0.099	<0.099	<0.17	<0.14	<0.13	<0.13	--	--	--	--	--	--
10.18	10.18-01-011520	01/15/2020	RESAMPLE Living room air (1st Floor)	<0.099	<0.10	<0.10	<0.099	<0.099	**0.33**	<0.14	**0.22 J**	<0.13	--	--	--	--	--	--
10.18	10.18-11-011520	01/15/2020	RESAMPLE Living room air (1st Floor) (Duplicate)	<0.099	<0.10	**0.10**	<0.099	<0.099	**0.17**	<0.14	**0.73 J**	<0.13	--	--	--	--	--	--
10.18	10.18-02-011520	01/15/2020	RESAMPLE Bathroom air (1st Floor)	<0.099	<0.10	**0.10**	<0.099	<0.099	**0.17**	<0.14	**0.70**	<0.13	--	--	--	--	--	--
10.18	10.18-03-011520	01/15/2020	RESAMPLE Bedroom (master) air (2nd Floor)	<0.099	<0.10	<0.10	<0.099	<0.099	<0.17	<0.14	**0.67**	<0.13	--	--	--	--	--	--
10.18	PSG-10-5-5 [4]	07/16/2019	Perimeter soil gas-10-5	<8.0	<8.0	<8.0	<8.0	<8.0	**89**	<8.0	**3,870**	<8.0	--	<80	<80	<80	--	--
10.18	PSG-10-5-15 [4]	07/16/2019	Perimeter soil gas-10-5	**8.0**	<8.0	<8.0	<8.0	<8.0	**131**	<8.0	**8,520**	<8.0	--	<80	<80	<80	--	--
10.18	PSG-10-6-5 [4]	07/16/2019	Perimeter soil gas-10-6	<8.0	<8.0	<8.0	<8.0	<8.0	**94**	<8.0	**3,290**	<8.0	--	<80	<80	<80	--	--

TABLE A-6

HISTORICAL RESIDENTIAL INDOOR AIR AND SOIL GAS SAMPLING RESULTS
Former Ford Aeronutronic Facility
Newport Beach, California

Building ID	Sample ID	Date [2]	Location Description	Volatile Organic Compounds [1] (µg/m³)									Leak Detection Compounds [1]					
				1,1-DCE	1,1-DCA	1,2-DCA	cis-1,2-DCE	trans-1,2-DCE	PCE	1,1,1-TCA	TCE	Vinyl Chloride	Helium (ppmv)	Heptane (µg/m³)	Hexane (µg/m³)	Pentane (µg/m³)	TFA (µg/m³)	DFA (µg/m³)
10.18	PSG-10-6-15 [4]	07/16/2019	Perimeter soil gas-10-6	<8.0	<8.0	<8.0	<8.0	<8.0	**186**	<8.0	**9,030**	<8.0	--	<80	<80	<80	--	--
10.18	PSG-10-7-5 [4]	07/16/2019	Perimeter soil gas-10-7	<8.0	<8.0	<8.0	<8.0	<8.0	**117**	<8.0	**6,380**	<8.0	--	<80	<80	<80	--	--
10.18	PSG-10-7-15 [4]	07/16/2019	Perimeter soil gas-10-7	**15**	<8.0	<8.0	<8.0	<8.0	**213**	<8.0	**14,500**	<8.0	--	<80	<80	<80	--	--
10.18	PSG-10-7-15 REP [4]	07/16/2019	Perimeter soil gas-10-7 (Replicate)	**15**	<8.0	<8.0	<8.0	<8.0	**213**	<8.0	**14,700**	<8.0	--	<80	<80	<80	--	--
10.18	10.18-AA-081922	08/19/2022	RESAMPLE Outdoor air	<0.099	<0.10	<0.10	<0.20	<0.099	<0.17	<0.14	<0.13	<0.13	--	--	--	--	--	--
10.18	10.18-01-081922	08/19/2022	RESAMPLE Living room air (1st Floor)	<0.099	<0.10	<0.10	<0.20	<0.099	<0.17	<0.14	<0.13	<0.13	--	--	--	--	--	--
10.18	10.18-02-081922	08/19/2022	RESAMPLE Bathroom air (1st Floor)	<0.099	<0.10	**0.12**	<0.20	<0.099	<0.17	<0.14	<0.13	<0.13	--	--	--	--	--	--
10.18	10.18-03-081922	08/19/2022	RESAMPLE Bedroom (master) air (2nd Floor)	<0.099	<0.10	<0.10	<0.20	<0.099	**0.27**	<0.14	<0.13	<0.13	--	--	--	--	--	--
10.18	PSG-10-6-5 [4]	08/15/2022	Perimeter soil gas-10-06 air	<100 UJ	<100	<20	<100	<100 UJ	**39 J**	<100	**1,400 J+**	<10	--	--	--	--	--	<100
10.18	PSG-10-6-15 [4]	08/15/2022	Perimeter soil gas-10-06 air	<100 UJ	<100	<20	<100	<100 UJ	**100 J**	<100	**5,000 J+**	<10	--	--	--	--	--	<100
10.18	PSG-10-6-15 REP [4]	08/15/2022	Perimeter soil gas-10-06 air (Replicate)	<100 UJ	<100	<20	<100	<100 UJ	**66 J**	<100	**4,200 J+**	<10	--	--	--	--	--	<100
10.18	PSG-10-7-5 [4]	08/15/2022	Perimeter soil gas-10-07 air	<100 UJ	<100	<20	<100	<100 UJ	**23 J**	<100	**1,700 J+**	<10	--	--	--	--	--	<100
10.18	PSG-10-7-15 [4]	08/15/2022	Perimeter soil gas-10-07 air	<100 UJ	<100	<20	<100	<100 UJ	**82 J**	<100	**7,500 J+**	<10	--	--	--	--	--	<100
10.19	10.19-AA-101118	10/11/2018	Outdoor air	<0.11	<0.11	<0.11	<0.11	<0.11	<0.18	<0.14	<0.14	<0.14	--	--	--	--	--	--
10.19	10.19-01-101118	10/11/2018	Bathroom air (1st Floor)	<0.099	<0.10	**0.55**	<0.099	<0.099	<0.17	<0.14	**1.3**	<0.13	--	--	--	--	--	--
10.19	10.19-02-101118	10/11/2018	Living room air (1st Floor)	<0.099	<0.10	**0.61**	<0.099	<0.099	<0.17	<0.14	**1.3**	<0.13	--	--	--	--	--	--
10.19	10.19-03-101118	10/11/2018	Bedroom air (2nd Floor)	<0.12	<0.12	**0.61**	<0.12	<0.12	<0.20	<0.16	**1.3**	<0.15	--	--	--	--	--	--
10.19	10.19-04-101118	10/11/2018	Bedroom (master) air (2nd Floor)	<0.10	<0.10	**0.56**	<0.10	<0.10	<0.17	<0.14	**1.3**	<0.13	--	--	--	--	--	--
10.19	10.19-AA-110218	11/02/2018	RESAMPLE Outdoor air	<0.099	<0.10	**0.12**	<0.099	<0.099	<0.17	<0.14	<0.13	<0.13	--	--	--	--	--	--
10.19	10.19-01-110218	11/02/2018	RESAMPLE Bathroom air (1st Floor)	<0.099	<0.10	**1.1 J**	<0.099	<0.099	**0.19**	<0.14	**1.1**	<0.13	--	--	--	--	--	--
10.19	10.19-11-110218	11/02/2018	RESAMPLE Bathroom air (1st Floor) (Duplicate)	<0.099	<0.10	**0.74 J**	<0.099	<0.099	**0.23**	<0.14	**1.1**	<0.13	--	--	--	--	--	--
10.19	10.19-02-110218	11/02/2018	RESAMPLE Living room air (1st Floor)	<0.099	<0.10	**0.67**	<0.099	<0.099	**0.17**	<0.14	**1.2**	<0.13	--	--	--	--	--	--
10.19	10.19-03-110218	11/02/2018	RESAMPLE Bedroom air (2nd Floor)	<0.099	<0.10	**0.55**	<0.099	<0.099	**0.26**	<0.14	**0.97**	<0.13	--	--	--	--	--	--
10.19	10.19-04-110218	11/02/2018	RESAMPLE Bedroom (master) air (2nd Floor)	<0.099	<0.10	**0.59**	<0.099	<0.099	**0.21**	<0.14	**1.2**	<0.13	--	--	--	--	--	--
10.19	10.29-SS-080818 [12]	08/08/2018	Garage sub-slab soil gas	<7.9	<8.1	**<8.1**	<7.9	<7.9	**31**	<11	**1500**	<5.1	**777**	--	--	--	--	--
10.19	10.19-AA-072222	07/22/2022	RESAMPLE Outdoor air	<0.099	<0.10	<0.10	<0.20	<0.099	<0.17	<0.14	<0.13	<0.13	--	--	--	--	--	--
10.19	10.19-01-072222	07/22/2022	RESAMPLE Bathroom air (1st Floor)	<0.12	<0.12	**0.72**	<0.24	<0.12	<0.20	<0.16	**1.0**	<0.15	--	--	--	--	--	--
10.19	10.19-02-072222	07/22/2022	RESAMPLE Living room air (1st Floor)	<0.099 R	<0.10 R	**0.30 R**	<0.20 R	<0.099 R	<0.17 R	<0.14 R	**0.22 R**	<0.13 R	--	--	--	--	--	--
10.19	10.19-03-072222	07/22/2022	RESAMPLE Bedroom air (2nd Floor)	<0.22	<0.23	**7.5**	<0.44	**0.22**	<0.38	<0.30	**1.2**	<0.29	--	--	--	--	--	--
10.19	10.19-04-072222	07/22/2022	RESAMPLE Bedroom (master) air (2nd Floor)	<0.099	<0.10	**0.77**	<0.20	<0.099	<0.17	<0.14	**0.50**	<0.13	--	--	--	--	--	--
10.19	PSG-10-5-5 [4]	05/02/2022	Parcel 10, perimeter soil gas-10-05	<4.0	<4.0	<4.0	<4.0	<4.0	**70 J+**	<4.0	**2,270**	<4.0 UJ	--	<40	<40	<40	--	--
10.19	PSG-10-5-15 [4]	05/02/2022	Parcel 10, perimeter soil gas-10-05	<4.0	<4.0	<4.0	<4.0	<4.0	**121 J+**	<4.0	**5,050**	<4.0 UJ	--	<40	<40	<40	--	--
10.19	PSG-10-6-5 [4]	05/02/2022	Parcel 10, perimeter soil gas-10-06	<4.0	<4.0	<4.0	<4.0	<4.0	**81 J+**	<4.0	**2,040**	<4.0 UJ	--	<40	<40	<40	--	--
10.19	PSG-10-6-15 [4]	05/02/2022	Parcel 10, perimeter soil gas-10-06	<4.0	<4.0	<4.0	<4.0	<4.0	**149 J+**	<4.0	**5,070**	<4.0 UJ	--	<40	<40	<40	--	--
10.19	PSG-10-7-5 [4]	05/02/2022	Parcel 10, perimeter soil gas-10-07	<4.0	<4.0	<4.0	<4.0	<4.0	**71 J+**	<4.0	**2,760**	<4.0 UJ	--	<40	<40	<40	--	--
10.19	PSG-10-7-15 [4]	05/02/2022	Parcel 10, perimeter soil gas-10-07	**8.0**	<4.0	<4.0	<4.0	<4.0	**208 J+**	<4.0	**9,860**	<4.0 UJ	--	<40	<40	<40	--	--
10.20	10.20-AA-041719	04/17/2019	Outdoor air	<0.099	<0.10	<0.10	<0.099	<0.099	<0.17	<0.14	<0.13	<0.13	--	--	--	--	--	--
10.20	10.20-01-041719	04/17/2019	Living room air (1st Floor)	<0.099	<0.10	**0.30**	<0.099	<0.099	**4.5**	<0.14	**0.32**	<0.13	--	--	--	--	--	--
10.20	10.20-11-041719	04/17/2019	Living room air (1st Floor) (Duplicate)	<0.099	<0.10	**0.30**	<0.099	<0.099	**4.5**	<0.14	**0.32**	<0.13	--	--	--	--	--	--
10.20	10.20-02-041719 [7]	04/17/2019	Bathroom air (1st Floor)	<0.099	<0.10	**0.27**	<0.099	<0.099	**4.0**	<0.14	**0.37**	<0.13	--	--	--	--	--	--
10.20	10.20-03-041719	04/17/2019	Bedroom (office) air (1st Floor)	<0.099	<0.10	**0.26**	<0.099	<0.099	**3.7**	<0.14	**0.41**	<0.13	--	--	--	--	--	--
10.20	10.20-04-041719	04/17/2019	Hallway air (2nd Floor)	<0.099	<0.10	**0.31**	<0.099	<0.099	**6.5**	<0.14	**0.31**	<0.13	--	--	--	--	--	--
10.20	10.20-AA-060519	06/05/2019	RESAMPLE Outdoor air	<0.099	<0.10	<0.10	<0.099	<0.099	<0.17	<0.14	<0.13	<0.13	--	--	--	--	--	--
10.20	10.20-01-060519	06/05/2019	RESAMPLE Living room air (1st Floor)	<0.099	<0.10	**0.45**	<0.099	<0.099	**5.2 J**	<0.14	**0.39 J**	<0.13	--	--	--	--	--	--
10.20	10.20-11-060519	06/05/2019	RESAMPLE Living room air (1st Floor) (Duplicate)	<0.099	<0.10	**0.35**	<0.099	<0.099	**0.49 J**	<0.14	**0.17 J**	<0.13	--	--	--	--	--	--
10.20	10.20-02-060519 [7]	06/05/2019	RESAMPLE Bathroom air (1st Floor)	<0.59	<0.60	<0.60	<0.59	<0.59	**1.0**	<0.81	<0.80	<0.76	--	--	--	--	--	--
10.20	10.20-03-060519	06/05/2019	RESAMPLE Bedroom (office) air (1st Floor)	<0.099	<0.10	**0.42**	<0.099	<0.099	**4.4**	<0.14	**0.48**	<0.13	--	--	--	--	--	--
10.20	10.20-04-060519	06/05/2019	RESAMPLE Hallway air (2nd floor)	<0.099	<0.10	**0.38**	<0.099	<0.099	**6.2**	<0.14	**0.29**	<0.13	--	--	--	--	--	--
10.20	PSG-10-5-5 [4]	03/04/2019	Perimeter soil gas-10-5	<8.0	<8.0	<8.0	<8.0	<8.0	**75**	<8.0	**4,310**	<8.0	--	<80	<80	<80	--	--
10.20	PSG-10-5-15 [4]	03/04/2019	Perimeter soil gas-10-5	**5.0 J**	<8.0	<8.0	<8.0	<8.0	**186**	<8.0	**10,900**	<8.0	--	<80	<80	<80	--	--
10.20	PSG-10-6-5 [4]	03/04/2019	Perimeter soil gas-10-6	<8.0	<8.0	<8.0	<8.0	<8.0	**83**	<8.0	**3,700**	<8.0	--	<80	<80	<80	--	--
10.20	PSG-10-6-15 [4]	03/04/2019	Perimeter soil gas-10-6	<8.0	<8.0	<8.0	<8.0	<8.0	**217**	<8.0	**10,200**	<8.0	--	<80	<80	<80	--	--
10.20	PSG-10-7-5 [4]	03/04/2019	Perimeter soil gas-10-7	<8.0	<8.0	<8.0	<8.0	<8.0	**102**	<8.0	**5,680**	<8.0	--	<80	<80	<80	--	--
10.20	PSG-10-7-15 [4]	03/04/2019	Perimeter soil gas-10-7	**13**	<8.0	<8.0	<8.0	<8.0	**248**	<8.0	**15,600**	<8.0	--	<80	<80	<80	--	--
10.20	10.20-AA-121119	12/11/2019	RESAMPLE Outdoor air	<0.099	<0.10	**0.12**	<0.099	<0.099	<0.17	<0.14	<0.13	<0.13	--	--	--	--	--	--
10.20	10.20-01-121119	12/11/2019	RESAMPLE Living room air (1st Floor)	<0.099	<0.10	**1.5**	<0.099	<0.099	**7.0**	<0.14	**0.80**	<0.13	--	--	--	--	--	--

TABLE A-6

HISTORICAL RESIDENTIAL INDOOR AIR AND SOIL GAS SAMPLING RESULTS
Former Ford Aeronutronic Facility
Newport Beach, California

Building ID	Sample ID	Date [2]	Location Description	Volatile Organic Compounds [1] (µg/m³)									Leak Detection Compounds [1]					
				1,1-DCE	1,1-DCA	1,2-DCA	cis-1,2-DCE	trans-1,2-DCE	PCE	1,1,1-TCA	TCE	Vinyl Chloride	Helium (ppmv)	Heptane (µg/m³)	Hexane (µg/m³)	Pentane (µg/m³)	TFA (µg/m³)	DFA (µg/m³)
10.20	10.20-02-121119	12/11/2019	RESAMPLE Bathroom air (1st Floor)	<0.099	<0.10	**0.86**	<0.099	<0.099	**5.5**	<0.14	**0.72**	<0.13	--	--	--	--	--	--
10.20	10.20-03-121119	12/11/2019	RESAMPLE Bedroom (office) air (1st Floor)	<0.099	<0.10	**0.80**	<0.099	<0.099	**5.3**	<0.14	**0.70**	<0.13	--	--	--	--	--	--
10.20	10.20-04-121119	12/11/2019	RESAMPLE Hallway air (2nd Floor)	<0.099	<0.10	**0.84**	<0.099	<0.099	**4.5**	<0.14	**0.76**	<0.13	--	--	--	--	--	--
10.20	PSG-10-5-5 [4]	07/16/2019	Perimeter soil gas-10-5	<8.0	<8.0	<8.0	<8.0	<8.0	**89**	<8.0	**3,870**	<8.0	--	<80	<80	<80	--	--
10.20	PSG-10-5-15 [4]	07/16/2019	Perimeter soil gas-10-5	**8.0**	<8.0	<8.0	<8.0	<8.0	**131**	<8.0	**8,520**	<8.0	--	<80	<80	<80	--	--
10.20	PSG-10-6-5 [4]	07/16/2019	Perimeter soil gas-10-6	<8.0	<8.0	<8.0	<8.0	<8.0	**94**	<8.0	**3,290**	<8.0	--	<80	<80	<80	--	--
10.20	PSG-10-6-15 [4]	07/16/2019	Perimeter soil gas-10-6	<8.0	<8.0	<8.0	<8.0	<8.0	**186**	<8.0	**9,030**	<8.0	--	<80	<80	<80	--	--
10.20	PSG-10-7-5 [4]	07/16/2019	Perimeter soil gas-10-7	<8.0	<8.0	<8.0	<8.0	<8.0	**117**	<8.0	**6,380**	<8.0	--	<80	<80	<80	--	--
10.20	PSG-10-7-15 [4]	07/16/2019	Perimeter soil gas-10-7	**15**	<8.0	<8.0	<8.0	<8.0	**213**	<8.0	**14,500**	<8.0	--	<80	<80	<80	--	--
10.20	PSG-10-7-15 REP [4]	07/16/2019	Perimeter soil gas-10-7 (Replicate)	**15**	<8.0	<8.0	<8.0	<8.0	**213**	<8.0	**14,700**	<8.0	--	<80	<80	<80	--	--
10.20	10.20-AA-102820	10/28/2020	RESAMPLE Outdoor air	<0.16	<0.17	<0.17	<0.16	<0.16	<0.28	<0.22	<0.22	<0.21	--	--	--	--	--	--
10.20	10.20-01-102820-M	10/28/2020	RESAMPLE Living room air (1st Floor) (M)	<0.099	<0.10	**0.29**	<0.099	<0.099	**0.23**	<0.14	**0.17**	<0.13	--	--	--	--	--	--
10.20	10.20-02-102820-M	10/28/2020	RESAMPLE Bathroom air (1st Floor) (M)	<0.099	<0.10	**0.45**	<0.099	<0.099	**0.33**	<0.14	**0.28**	<0.13	--	--	--	--	--	--
10.20	10.20-03-102820-M	10/28/2020	RESAMPLE Bedroom (office) air (1st Floor) (M)	<0.099	<0.10	**0.40**	<0.099	<0.099	**0.30**	<0.14	**0.35**	<0.13	--	--	--	--	--	--
10.20	10.20-04-102820-M	10/28/2020	RESAMPLE Hallway air (2nd Floor) (M)	<0.099	<0.10	**0.33**	<0.099	<0.099	**0.39**	<0.14	**0.13**	<0.13	--	--	--	--	--	--
10.20	PSG-10-5-5 [4]	08/25/2020	Perimeter soil gas-10-05	<8.0	<8.0	<8.0	<8.0	<8.0	**105**	<8.0	**3,690**	<8.0	--	<80	<80	<80	--	--
10.20	PSG-10-5-15 [4]	08/25/2020	Perimeter soil gas-10-05	<8.0	<8.0	<8.0	<8.0	<8.0	**172**	<8.0	**8,200**	<8.0	--	<80	<80	<80	--	--
10.20	PSG-10-6-5 [4]	08/25/2020	Perimeter soil gas-10-06	<8.0	<8.0	<8.0	<8.0	<8.0	**107**	<8.0	**2,860**	<8.0	--	<80	<80	<80	--	--
10.20	PSG-10-6-15 [4]	08/25/2020	Perimeter soil gas-10-06	<8.0	<8.0	<8.0	<8.0	<8.0	**219**	<8.0	**8,560**	<8.0	--	<80	<80	<80	--	--
10.20	PSG-10-7-5 [4]	08/25/2020	Perimeter soil gas-10-07	<8.0	<8.0	<8.0	<8.0	<8.0	**126**	<8.0	**5,720**	<8.0	--	<80	<80	<80	--	--
10.20	PSG-10-7-15 [4]	08/25/2020	Perimeter soil gas-10-07	<8.0	<8.0	<8.0	<8.0	<8.0	**253**	<8.0	**14,200**	<8.0	--	<80	<80	<80	--	--
10.20	PSG-10-7-15 REP [4]	08/25/2020	Perimeter soil gas-10-07 (Replicate)	<8.0	<8.0	<8.0	<8.0	<8.0	**249**	<8.0	**14,200**	<8.0	--	<80	<80	<80	--	--
10.20	10.20-AA-071421	07/14/2021	RESAMPLE Outdoor air	<0.099	<0.10	<0.10	<0.099	<0.099	<0.17	<0.14	<0.13	<0.13	--	--	--	--	--	--
10.20	10.20-01-071421-M	07/14/2021	RESAMPLE Living room air (1st Floor) (M)	<0.099	<0.10	**0.29**	<0.099	<0.099	<0.17	<0.14	**0.22**	<0.13	--	--	--	--	--	--
10.20	10.20-02-071421-M	07/14/2021	RESAMPLE Bathroom air (1st Floor) (M)	<0.099	<0.10	<0.10	<0.099	<0.099	<0.17	<0.14	<0.13	<0.13	--	--	--	--	--	--
10.20	10.20-03-071421-M	07/14/2021	RESAMPLE Bedroom (office) air (1st Floor) (M)	<0.099	<0.10	**0.29**	<0.099	<0.099	<0.17	<0.14	**0.28**	<0.13	--	--	--	--	--	--
10.20	10.20-04-071421-M	07/14/2021	RESAMPLE Hallway air (2nd Floor) (M)	<0.099	<0.10	**0.38**	<0.099	<0.099	**0.25**	<0.14	**0.26**	<0.13	--	--	--	--	--	--
10.20	PSG-10-5-5 [4]	09/10/2021	Perimeter soil gas-10-05 air	<8.0	<8.0	<8.0	<8.0	<8.0	**80**	<8.0	**3,140**	<8.0	--	<80	<80	<80	--	--
10.20	PSG-10-5-15 [4]	09/10/2021	Perimeter soil gas-10-05 air	<8.0	<8.0	<8.0	<8.0	<8.0	**142**	<8.0	**7,230**	<8.0	--	<80	<80	<80	--	--
10.20	PSG-10-6-5 [4]	09/10/2021	Perimeter soil gas-10-06 air	<8.0	<8.0	<8.0	<8.0	<8.0	**78**	<8.0	**2,240**	<8.0	--	<80	<80	<80	--	--
10.20	PSG-10-6-15 [4]	09/10/2021	Perimeter soil gas-10-06 air	<8.0	<8.0	<8.0	<8.0	<8.0	**176**	<8.0	**7,480**	<8.0	--	<80	<80	<80	--	--
10.20	PSG-10-7-5 [4]	09/10/2021	Perimeter soil gas-10-07 air	<8.0	<8.0	<8.0	<8.0	<8.0	**96**	<8.0	**4,630**	<8.0	--	<80	<80	<80	--	--
10.20	PSG-10-7-15 [4]	09/10/2021	Perimeter soil gas-10-07 air	**7.0 J**	<8.0	<8.0	<8.0	<8.0	**202**	<8.0	**12,300**	<8.0	--	<80	<80	<80	--	--
10.20	10.20-AA-021622	02/16/2022	RESAMPLE Outdoor air	<0.099	<0.10	<0.10	<0.099	<0.099	<0.17	<0.14	<0.13	<0.13	--	--	--	--	--	--
10.20	10.20-01-021622-M	02/16/2022	RESAMPLE Living room air (1st Floor) (M)	<0.099	<0.10	**0.24**	<0.099	<0.099	<0.17	<0.14	**0.18**	<0.13	--	--	--	--	--	--
10.20	10.20-11-021622-M	02/16/2022	RESAMPLE Living room air (1st Floor) (M) (Replicate)	<0.099	<0.10	**0.26**	<0.099	<0.099	<0.17	<0.14	**0.21**	<0.13	--	--	--	--	--	--
10.20	10.20-02-021622-M	02/16/2022	RESAMPLE Bathroom air (1st Floor) (M)	<0.099	<0.10	**0.22**	<0.099	<0.099	<0.17	<0.14	**0.28**	<0.13	--	--	--	--	--	--
10.20	10.20-03-021622-M	02/16/2022	RESAMPLE Bedroom (office) air (1st Floor) (M)	<0.099	<0.10	**0.21**	<0.099	<0.099	<0.17	<0.14	**0.31**	<0.13	--	--	--	--	--	--
10.20	10.20-04-021622-M	02/16/2022	RESAMPLE Hallway air (2nd Floor) (M)	<0.099	<0.10	**0.30**	<0.099	<0.099	**0.31**	<0.14	**0.24**	<0.13	--	--	--	--	--	--
10.20	PSG-10-5-5 [4]	01/07/2022	Perimeter soil gas-10-05 air	<4.0	<4.0	<4.0	<4.0	<4.0	**47**	<4.0	**2,180**	<4.0 UJ	--	<40	<40	<40	--	--
10.20	PSG-10-5-15 [4]	01/07/2022	Perimeter soil gas-10-05 air	<4.0	<4.0	<4.0	<4.0	<4.0	**135**	<4.0	**7,210**	<4.0 UJ	--	<40	<40	<40	--	--
10.20	PSG-10-6-5 [4]	01/07/2022	Perimeter soil gas-10-06 air	<4.0	<4.0	<4.0	<4.0	<4.0	**50**	<4.0	**1,770**	<4.0 UJ	--	<40	<40	<40	--	--
10.20	PSG-10-6-15 [4]	01/07/2022	Perimeter soil gas-10-06 air	<4.0	<4.0	<4.0	<4.0	<4.0	**173**	<4.0	**7,290**	<4.0 UJ	--	<40	<40	<40	--	--
10.20	PSG-10-7-5 [4]	01/07/2022	Perimeter soil gas-10-07 air	<4.0	<4.0	<4.0	<4.0	<4.0	**55**	<4.0	**2,840**	<4.0 UJ	--	<40	<40	<40	--	--
10.20	PSG-10-7-15 [4]	01/07/2022	Perimeter soil gas-10-07 air	**7.0**	<4.0	<4.0	<4.0	<4.0	**160**	<4.0	**9,730**	<4.0 UJ	--	<40	<40	<40	--	--
10.20	10.20-AA-090222	09/02/2022	RESAMPLE Outdoor air	<0.099	<0.10	<0.10	<0.20	<0.099	<0.17	<0.14	<0.13	<0.13	--	--	--	--	--	--
10.20	10.20-01-090222-M	09/02/2022	RESAMPLE Living room air (1st Floor) (M)	<0.099	<0.10	**0.52**	<0.20	<0.099	<0.17	<0.14	**0.27**	<0.13	--	--	--	--	--	--
10.20	10.20-02-090222-M	09/02/2022	RESAMPLE Bathroom air (1st Floor) (M)	<0.099	<0.10	**0.48**	<0.20	<0.099	<0.17	<0.14	**0.36**	<0.13	--	--	--	--	--	--
10.20	10.20-03-090222-M	09/02/2022	RESAMPLE Bedroom (office) air (1st Floor) (M)	<0.099	<0.10	**0.48**	<0.20	<0.099	<0.17	<0.14	**0.39**	<0.13	--	--	--	--	--	--
10.20	10.20-04-090222-M	09/02/2022	RESAMPLE Hallway air (2nd Floor) (M)	<0.099	<0.10	**0.40**	<0.20	<0.099	**0.29**	<0.14	**1.2**	<0.13	--	--	--	--	--	--
10.20	10.20-AA-101222	10/12/2022	RESAMPLE Outdoor air	<0.099	<0.10	<0.10	<0.20	<0.099	<0.17	<0.14	<0.13	<0.13	--	--	--	--	--	--
10.20	10.20-01-101222-M	10/12/2022	RESAMPLE Living room air (1st Floor) (M)	<0.099	<0.10	**0.29**	<0.20	<0.099	<0.17	<0.14	<0.13	<0.13	--	--	--	--	--	--
10.20	10.20-11-101222-M	10/12/2022	RESAMPLE Living room air (1st Floor) (M) (Replicate)	<0.099	<0.10	**0.28**	<0.20	<0.099	<0.17	<0.14	<0.13	<0.13	--	--	--	--	--	--
10.20	10.20-02-101222-M	10/12/2022	RESAMPLE Bathroom air (1st Floor) (M)	<0.099	<0.10	**0.31**	<0.20	<0.099	<0.17	<0.14	<0.13	**0.17 J**	--	--	--	--	--	--
10.20	10.20-03-101222-M	10/12/2022	RESAMPLE Bedroom (office) air (1st Floor) (M)	<0.099	<0.10	**0.35**	**0.27**	<0.099	<0.17	<0.14	**4.3**	<0.13	--	--	--	--	--	--
10.20	10.20-04-101222-M	10/12/2022	RESAMPLE Hallway air (2nd Floor) (M)	<0.099	<0.10	**0.29**	<0.20	<0.099	<0.17	<0.14	<0.13	<0.13	--	--	--	--	--	--

TABLE A-6

HISTORICAL RESIDENTIAL INDOOR AIR AND SOIL GAS SAMPLING RESULTS
Former Ford Aeronutronic Facility
Newport Beach, California

Building ID	Sample ID	Date [2]	Location Description	Volatile Organic Compounds [1] (µg/m³)									Leak Detection Compounds [1]					
				1,1-DCE	1,1-DCA	1,2-DCA	cis-1,2-DCE	trans-1,2-DCE	PCE	1,1,1-TCA	TCE	Vinyl Chloride	Helium (ppmv)	Heptane (µg/m³)	Hexane (µg/m³)	Pentane (µg/m³)	TFA (µg/m³)	DFA (µg/m³)
10.20	PSG-10-6-5 [4]	08/15/2022	Perimeter soil gas-10-06 air	<100 UJ	<100	<20	<100	<100 UJ	**39 J**	<100	**1,400 J+**	<10	--	--	--	--	--	<100
10.20	PSG-10-6-15 [4]	08/15/2022	Perimeter soil gas-10-06 air	<100 UJ	<100	<20	<100	<100 UJ	**100 J**	<100	**5,000 J+**	<10	--	--	--	--	--	<100
10.20	PSG-10-6-15 REP [4]	08/15/2022	Perimeter soil gas-10-06 air (Replicate)	<100 UJ	<100	<20	<100	<100 UJ	**66 J**	<100	**4,200 J+**	<10	--	--	--	--	--	<100
10.20	PSG-10-7-5 [4]	08/15/2022	Perimeter soil gas-10-07 air	<100 UJ	<100	<20	<100	<100 UJ	**23 J**	<100	**1,700 J+**	<10	--	--	--	--	--	<100
10.20	PSG-10-7-15 [4]	08/15/2022	Perimeter soil gas-10-07 air	<100 UJ	<100	<20	<100	<100 UJ	**82 J**	<100	**7,500 J+**	<10	--	--	--	--	--	<100
10.21	10.21-AA-050119	05/01/2019	Outdoor air	<0.099	<0.10	<0.10	<0.099	<0.099	<0.17	<0.14	<0.13	<0.13	--	--	--	--	--	--
10.21	10.21-01-050119	05/01/2019	Living room air (2nd Floor)	<0.099	<0.10	**2.1**	<0.099	<0.099	<0.17	<0.14	**0.15**	<0.13	--	--	--	--	--	--
10.21	10.21-02-050119	05/01/2019	Bedroom (master) air (2nd Floor)	<0.099	<0.10	**1.9**	<0.099	<0.099	<0.17	<0.14	**0.19**	<0.13	--	--	--	--	--	--
10.21	10.21-03-050119	05/01/2019	Bathroom (master) air (2nd Floor)	<0.099	<0.10	**1.9**	<0.099	<0.099	<0.17	<0.14	**0.21**	<0.13	--	--	--	--	--	--
10.21	PSG-10-5-5 [4]	03/04/2019	Perimeter soil gas-10-5	<8.0	<8.0	<8.0	<8.0	<8.0	**75**	<8.0	**4,310**	<8.0	--	<80	<80	<80	--	--
10.21	PSG-10-5-15 [4]	03/04/2019	Perimeter soil gas-10-5	**5.0 J**	<8.0	<8.0	<8.0	<8.0	**186**	<8.0	**10,900**	<8.0	--	<80	<80	<80	--	--
10.21	PSG-10-6-5 [4]	03/04/2019	Perimeter soil gas-10-6	<8.0	<8.0	<8.0	<8.0	<8.0	**83**	<8.0	**3,700**	<8.0	--	<80	<80	<80	--	--
10.21	PSG-10-6-15 [4]	03/04/2019	Perimeter soil gas-10-6	<8.0	<8.0	<8.0	<8.0	<8.0	**217**	<8.0	**10,200**	<8.0	--	<80	<80	<80	--	--
10.21	PSG-10-7-5 [4]	03/04/2019	Perimeter soil gas-10-7	<8.0	<8.0	<8.0	<8.0	<8.0	**102**	<8.0	**5,680**	<8.0	--	<80	<80	<80	--	--
10.21	PSG-10-7-15 [4]	03/04/2019	Perimeter soil gas-10-7	**13**	<8.0	<8.0	<8.0	<8.0	**248**	<8.0	**15,600**	<8.0	--	<80	<80	<80	--	--
10.21	10.21-AA-031320	03/13/2020	RESAMPLE Outdoor air	<0.099	<0.10	<0.10	<0.099	<0.099	<0.17	<0.14	**0.18**	<0.13	--	--	--	--	--	--
10.21	10.21-01-031320	03/13/2020	RESAMPLE Living room air (2nd Floor)	<0.099	<0.10	**0.48**	<0.099	<0.099	**0.21**	<0.14	**0.28**	<0.13	--	--	--	--	--	--
10.21	10.21-11-031320	03/13/2020	RESAMPLE Living room air (2nd Floor) (Duplicate)	<0.099	<0.10	**0.50**	<0.099	<0.099	**0.22**	<0.14	**0.30**	<0.13	--	--	--	--	--	--
10.21	10.21-02-031320	03/13/2020	RESAMPLE Bedroom (master) air (2nd Floor)	<0.099	<0.10	**0.61**	<0.099	<0.099	**0.24**	<0.14	**0.29**	<0.13	--	--	--	--	--	--
10.21	10.21-03-031320	03/13/2020	RESAMPLE Bathroom (master) air (2nd Floor)	<0.099	<0.10	**1.0**	<0.099	<0.099	**0.33**	<0.14	**0.36**	<0.13	--	--	--	--	--	--
10.21	PSG-10-5-5 [4]	01/28/2020	Perimeter soil gas-10-5	<8.0	<8.0	<8.0	<8.0	<8.0	**62**	<8.0	**3,170**	<8.0	--	<80	<80	<80	--	--
10.21	PSG-10-5-15 [4]	01/28/2020	Perimeter soil gas-10-5	<8.0	<8.0	<8.0	<8.0	<8.0	**128**	<8.0	**8,420**	<8.0	--	<80	<80	<80	--	--
10.21	PSG-10-6-5 [4]	01/28/2020	Perimeter soil gas-10-6	<8.0	<8.0	<8.0	<8.0	<8.0	**53**	<8.0	**2,150**	<8.0	--	<80	<80	<80	--	--
10.21	PSG-10-6-15 [4]	01/28/2020	Perimeter soil gas-10-6	<8.0	<8.0	<8.0	<8.0	<8.0	**192**	<8.0	**9,000**	<8.0	--	<80	<80	<80	--	--
10.21	PSG-10-6-15 REP [4]	01/28/2020	Perimeter soil gas-10-6 (Replicate)	<8.0	<8.0	<8.0	<8.0	<8.0	**185**	<8.0	**8,720**	<8.0	--	<80	<80	<80	--	--
10.21	PSG-10-7-5 [4]	01/28/2020	Perimeter soil gas-10-7	<8.0	<8.0	<8.0	<8.0	<8.0	**79**	<8.0	**4,770**	<8.0	--	<80	<80	<80	--	--
10.21	PSG-10-7-15 [4]	01/28/2020	Perimeter soil gas-10-7	**13**	<8.0	<8.0	<8.0	<8.0	**211**	<8.0	**14,100**	<8.0	--	<80	<80	<80	--	--
10.21	10.21-AA-102120	10/21/2020	RESAMPLE Outdoor air	<0.099	<0.10	<0.10	<0.099	<0.099	<0.17	<0.14	<0.13	<0.13	--	--	--	--	--	--
10.21	10.21-01-102120	10/21/2020	RESAMPLE Living room air (2nd Floor)	<0.099	<0.10	**0.15**	<0.099	<0.099	<0.17	<0.14	<0.13	<0.13	--	--	--	--	--	--
10.21	10.21-11-102120	10/21/2020	RESAMPLE Living room air (2nd Floor) (Duplicate)	<0.099	<0.10	**0.15**	<0.099	<0.099	<0.17	<0.14	<0.13	<0.13	--	--	--	--	--	--
10.21	10.21-02-102120	10/21/2020	RESAMPLE Bedroom (master) air (2nd Floor)	<0.099	<0.10	**0.27**	<0.099	<0.099	<0.17	<0.14	<0.13	<0.13	--	--	--	--	--	--
10.21	10.21-03-102120	10/21/2020	RESAMPLE Bathroom (master) air (2nd Floor)	<0.099	<0.10	**0.36**	<0.099	<0.099	<0.17	<0.14	<0.13	<0.13	--	--	--	--	--	--
10.21	PSG-10-5-5 [4]	08/25/2020	Perimeter soil gas-10-05	<8.0	<8.0	<8.0	<8.0	<8.0	**105**	<8.0	**3,690**	<8.0	--	<80	<80	<80	--	--
10.21	PSG-10-5-15 [4]	08/25/2020	Perimeter soil gas-10-05	<8.0	<8.0	<8.0	<8.0	<8.0	**172**	<8.0	**8,200**	<8.0	--	<80	<80	<80	--	--
10.21	PSG-10-6-5 [4]	08/25/2020	Perimeter soil gas-10-06	<8.0	<8.0	<8.0	<8.0	<8.0	**107**	<8.0	**2,860**	<8.0	--	<80	<80	<80	--	--
10.21	PSG-10-6-15 [4]	08/25/2020	Perimeter soil gas-10-06	<8.0	<8.0	<8.0	<8.0	<8.0	**219**	<8.0	**8,560**	<8.0	--	<80	<80	<80	--	--
10.21	PSG-10-7-5 [4]	08/25/2020	Perimeter soil gas-10-07	<8.0	<8.0	<8.0	<8.0	<8.0	**126**	<8.0	**5,720**	<8.0	--	<80	<80	<80	--	--
10.21	PSG-10-7-15 [4]	08/25/2020	Perimeter soil gas-10-07	<8.0	<8.0	<8.0	<8.0	<8.0	**253**	<8.0	**14,200**	<8.0	--	<80	<80	<80	--	--
10.21	PSG-10-7-15 REP [4]	08/25/2020	Perimeter soil gas-10-07 (Replicate)	<8.0	<8.0	<8.0	<8.0	<8.0	**249**	<8.0	**14,200**	<8.0	--	<80	<80	<80	--	--
10.21	10.21-AA-102122	10/21/2022	RESAMPLE Outdoor air	<0.099	<0.10	<0.10	<0.20	<0.099	<0.17	<0.14	<0.13	<0.13	--	--	--	--	--	--
10.21	10.21-01-102122	10/21/2022	RESAMPLE Living room air (2nd Floor)	<0.099	<0.10	**0.20**	<0.20	<0.099	<0.17	<0.14	<0.13	<0.13	--	--	--	--	--	--
10.21	10.21-11-102122	10/21/2022	RESAMPLE Living room air (2nd Floor) (Replicate)	<0.099	<0.10	**0.21**	<0.20	<0.099	<0.17	<0.14	<0.13	<0.13	--	--	--	--	--	--
10.21	10.21-02-102122	10/21/2022	RESAMPLE Bedroom (master) air (2nd Floor)	<0.099	<0.10	**0.39**	<0.20	<0.099	**0.27**	<0.14	**0.17**	<0.13	--	--	--	--	--	--
10.21	10.21-03-102122	10/21/2022	RESAMPLE Bathroom (master) air (2nd Floor)	<0.099	<0.10	**0.42**	<0.20	<0.099	<0.17	<0.14	<0.13	<0.13	--	--	--	--	--	--
10.21	PSG-10-6-5 [4]	08/15/2022	Perimeter soil gas-10-06 air	<100 UJ	<100	<20	<100	<100 UJ	**39 J**	<100	**1,400 J+**	<10	--	--	--	--	--	<100
10.21	PSG-10-6-15 [4]	08/15/2022	Perimeter soil gas-10-06 air	<100 UJ	<100	<20	<100	<100 UJ	**100 J**	<100	**5,000 J+**	<10	--	--	--	--	--	<100
10.21	PSG-10-6-15 REP [4]	08/15/2022	Perimeter soil gas-10-06 air (Replicate)	<100 UJ	<100	<20	<100	<100 UJ	**66 J**	<100	**4,200 J+**	<10	--	--	--	--	--	<100
10.21	PSG-10-7-5 [4]	08/15/2022	Perimeter soil gas-10-07 air	<100 UJ	<100	<20	<100	<100 UJ	**23 J**	<100	**1,700 J+**	<10	--	--	--	--	--	<100
10.21	PSG-10-7-15 [4]	08/15/2022	Perimeter soil gas-10-07 air	<100 UJ	<100	<20	<100	<100 UJ	**82 J**	<100	**7,500 J+**	<10	--	--	--	--	--	<100
10.22	10.22-AA-053119	05/31/2019	Outdoor air	<0.099	<0.10	<0.10	<0.099	<0.099	<0.17	<0.14	<0.13	<0.13	--	--	--	--	--	--
10.22	10.22-01-053119	05/31/2019	Living room air (2nd Floor)	<0.099	<0.10	**1.2**	<0.099	<0.099	<0.17	<0.14	**0.24**	<0.13	--	--	--	--	--	--
10.22	10.22-11-053119	05/31/2019	Living room air (2nd Floor) (Duplicate)	<0.099 UJ	<0.10 UJ	**1.0 J**	<0.099 UJ	<0.099 UJ	<0.17 UJ	<0.14 UJ	**0.29 J**	<0.13 UJ	--	--	--	--	--	--
10.22	10.22-02-053119	05/31/2019	Bathroom air (2nd Floor)	<0.099	<0.10	**1.5**	<0.099	<0.099	<0.17	<0.14	**0.26**	<0.13	--	--	--	--	--	--
10.22	10.22-03-053119	05/31/2019	Bedroom (master) air (2nd Floor)	<0.099	<0.10	**2.3**	<0.099	<0.099	<0.17	<0.14	**0.25**	<0.13	--	--	--	--	--	--
10.22	PSG-10-5-5 [4]	03/04/2019	Perimeter soil gas-10-5	<8.0	<8.0	<8.0	<8.0	<8.0	**75**	<8.0	**4,310**	<8.0	--	<80	<80	<80	--	--
10.22	PSG-10-5-15 [4]	03/04/2019	Perimeter soil gas-10-5	**5.0 J**	<8.0	<8.0	<8.0	<8.0	**186**	<8.0	**10,900**	<8.0	--	<80	<80	<80	--	--

TABLE A-6

HISTORICAL RESIDENTIAL INDOOR AIR AND SOIL GAS SAMPLING RESULTS
Former Ford Aeronutronic Facility
Newport Beach, California

Building ID	Sample ID	Date [2]	Location Description	Volatile Organic Compounds [1] (µg/m³)									Leak Detection Compounds [1]					
				1,1-DCE	1,1-DCA	1,2-DCA	cis-1,2-DCE	trans-1,2-DCE	PCE	1,1,1-TCA	TCE	Vinyl Chloride	Helium (ppmv)	Heptane (µg/m³)	Hexane (µg/m³)	Pentane (µg/m³)	TFA (µg/m³)	DFA (µg/m³)
10.22	PSG-10-6-5 [4]	03/04/2019	Perimeter soil gas-10-6	<8.0	<8.0	<8.0	<8.0	<8.0	**83**	<8.0	**3,700**	<8.0	--	<80	<80	<80	--	--
10.22	PSG-10-6-15 [4]	03/04/2019	Perimeter soil gas-10-6	<8.0	<8.0	<8.0	<8.0	<8.0	**217**	<8.0	**10,200**	<8.0	--	<80	<80	<80	--	--
10.22	PSG-10-7-5 [4]	03/04/2019	Perimeter soil gas-10-7	<8.0	<8.0	<8.0	<8.0	<8.0	**102**	<8.0	**5,680**	<8.0	--	<80	<80	<80	--	--
10.22	PSG-10-7-15 [4]	03/04/2019	Perimeter soil gas-10-7	**13**	<8.0	<8.0	<8.0	<8.0	**248**	<8.0	**15,600**	<8.0	--	<80	<80	<80	--	--
10.22	10.22-AA-121819	12/18/2019	RESAMPLE Outdoor air	<0.099 UJ	<0.10 UJ	<0.10 UJ	<0.099 UJ	<0.099 UJ	<0.17 UJ	<0.14 UJ	<0.13 UJ	<0.13 UJ	--	--	--	--	--	--
10.22	10.22-01-121819	12/18/2019	RESAMPLE Living room air (2nd Floor)	<0.099	<0.10	**0.64**	<0.099	<0.099	<0.17	<0.14	**0.33**	<0.13	--	--	--	--	--	--
10.22	10.22-02-121819	12/18/2019	RESAMPLE Bathroom air (2nd Floor)	<0.099	<0.10	**0.88**	<0.099	<0.099	<0.17	<0.14	**0.22**	<0.13	--	--	--	--	--	--
10.22	10.22-03-121819	12/18/2019	RESAMPLE Bedroom (master) air (2nd Floor)	<0.099	<0.10	**1.5**	<0.099	<0.099	<0.17	<0.14	**0.27**	<0.13	--	--	--	--	--	--
10.22	PSG-10-5-5 [4]	07/16/2019	Perimeter soil gas-10-5	<8.0	<8.0	<8.0	<8.0	<8.0	**89**	<8.0	**3,870**	<8.0	--	<80	<80	<80	--	--
10.22	PSG-10-5-15 [4]	07/16/2019	Perimeter soil gas-10-5	**8.0**	<8.0	<8.0	<8.0	<8.0	**131**	<8.0	**8,520**	<8.0	--	<80	<80	<80	--	--
10.22	PSG-10-6-5 [4]	07/16/2019	Perimeter soil gas-10-6	<8.0	<8.0	<8.0	<8.0	<8.0	**94**	<8.0	**3,290**	<8.0	--	<80	<80	<80	--	--
10.22	PSG-10-6-15 [4]	07/16/2019	Perimeter soil gas-10-6	<8.0	<8.0	<8.0	<8.0	<8.0	**186**	<8.0	**9,030**	<8.0	--	<80	<80	<80	--	--
10.22	PSG-10-7-5 [4]	07/16/2019	Perimeter soil gas-10-7	<8.0	<8.0	<8.0	<8.0	<8.0	**117**	<8.0	**6,380**	<8.0	--	<80	<80	<80	--	--
10.22	PSG-10-7-15 [4]	07/16/2019	Perimeter soil gas-10-7	**15**	<8.0	<8.0	<8.0	<8.0	**213**	<8.0	**14,500**	<8.0	--	<80	<80	<80	--	--
10.22	PSG-10-7-15 REP [4]	07/16/2019	Perimeter soil gas-10-7 (Replicate)	**15**	<8.0	<8.0	<8.0	<8.0	**213**	<8.0	**14,700**	<8.0	--	<80	<80	<80	--	--
10.22	10.22-AA-081022	08/10/2022	RESAMPLE Outdoor air	<0.099	<0.10	**0.10**	<0.20	<0.099	<0.17	<0.14	<0.13	<0.13	--	--	--	--	--	--
10.22	10.22-01-081022	08/10/2022	RESAMPLE Living room air (2nd Floor)	**0.18**	**0.21**	**1.5**	<0.20	**1.3**	**0.32**	**0.28**	**0.60**	<0.13	--	--	--	--	--	--
10.22	10.22-02-081022	08/10/2022	RESAMPLE Bathroom air (2nd Floor)	<0.099	<0.10	**1.1**	<0.20	**0.97**	<0.17	<0.14	**0.30**	<0.13	--	--	--	--	--	--
10.22	10.22-03-081022	08/10/2022	RESAMPLE Bedroom (master) air (2nd Floor)	<0.099	<0.10	**2.0**	<0.20	**1.0**	<0.17	<0.14	**0.29**	<0.13	--	--	--	--	--	--
10.22	PSG-10-6-5 [4]	08/15/2022	Perimeter soil gas-10-06 air	<100 UJ	<100	<20	<100	<100 UJ	**39 J**	<100	**1,400 J+**	<10	--	--	--	--	--	<100
10.22	PSG-10-6-15 [4]	08/15/2022	Perimeter soil gas-10-06 air	<100 UJ	<100	<20	<100	<100 UJ	**100 J**	<100	**5,000 J+**	<10	--	--	--	--	--	<100
10.22	PSG-10-6-15 REP [4]	08/15/2022	Perimeter soil gas-10-06 air (Replicate)	<100 UJ	<100	<20	<100	<100 UJ	**66 J**	<100	**4,200 J+**	<10	--	--	--	--	--	<100
10.22	PSG-10-7-5 [4]	08/15/2022	Perimeter soil gas-10-07 air	<100 UJ	<100	<20	<100	<100 UJ	**23 J**	<100	**1,700 J+**	<10	--	--	--	--	--	<100
10.22	PSG-10-7-15 [4]	08/15/2022	Perimeter soil gas-10-07 air	<100 UJ	<100	<20	<100	<100 UJ	**82 J**	<100	**7,500 J+**	<10	--	--	--	--	--	<100
10.23	10.33-AA-080718 [6]	08/08/2018	Outdoor air	<0.099	<0.10	<0.10	<0.099	<0.099	<0.17	<0.14	<0.13	<0.13	--	--	--	--	--	--
10.23	10.23-01-080718	08/08/2018	Bathroom air (2nd Floor)	<0.099	<0.10	**0.22**	<0.099	<0.099	<0.17	<0.14	<0.13	<0.13	--	--	--	--	--	--
10.23	10.23-02-080718	08/08/2018	Garage air (1st Floor)	<0.099	**0.35**	**0.47**	<0.099	<0.099	<0.17	<0.14	**0.24**	<0.13	--	--	--	--	--	--
10.23	10.23-03-080718	08/08/2018	Living room air (2nd Floor)	<0.099	<0.10	**0.18**	<0.099	<0.099	<0.17	<0.14	<0.13	<0.13	--	--	--	--	--	--
10.23	10.23-04-080718	08/08/2018	Bedroom air (2nd Floor)	<0.099	<0.10	**0.16**	<0.099	<0.099	<0.17	<0.14	<0.13	<0.13	--	--	--	--	--	--
10.23	10.23-AA-041719	04/17/2019	RESAMPLE Outdoor air	<0.099	<0.10	<0.10	<0.099	<0.099	<0.17	<0.14	<0.13	<0.13	--	--	--	--	--	--
10.23	10.23-01-041719	04/17/2019	RESAMPLE Bathroom (master) air (2nd Floor)	<0.099	<0.10	**1.3**	<0.099	<0.099	**0.24**	<0.14	<0.13	<0.13	--	--	--	--	--	--
10.23	10.23-03-041719	04/17/2019	RESAMPLE Living room air (2nd Floor)	<0.099	<0.10	**1.2**	<0.099	<0.099	**0.18**	<0.14	<0.13	<0.13	--	--	--	--	--	--
10.23	10.23-33-041719	04/17/2019	RESAMPLE Living room air (2nd Floor) (Duplicate)	<0.099	<0.10	**1.2**	<0.099	<0.099	**0.17**	<0.14	<0.13	<0.13	--	--	--	--	--	--
10.23	10.23-04-041719	04/17/2019	RESAMPLE Bedroom (master) air (2nd Floor)	<0.099	<0.10	**0.74**	<0.099	<0.099	<0.17	<0.14	<0.13	<0.13	--	--	--	--	--	--
10.23	PSG-10-5-5 [4]	03/04/2019	Perimeter soil gas-10-5	<8.0	<8.0	<8.0	<8.0	<8.0	**75**	<8.0	**4,310**	<8.0	--	<80	<80	<80	--	--
10.23	PSG-10-5-15 [4]	03/04/2019	Perimeter soil gas-10-5	**5.0 J**	<8.0	<8.0	<8.0	<8.0	**186**	<8.0	**10,900**	<8.0	--	<80	<80	<80	--	--
10.23	PSG-10-6-5 [4]	03/04/2019	Perimeter soil gas-10-6	<8.0	<8.0	<8.0	<8.0	<8.0	**83**	<8.0	**3,700**	<8.0	--	<80	<80	<80	--	--
10.23	PSG-10-6-15 [4]	03/04/2019	Perimeter soil gas-10-6	<8.0	<8.0	<8.0	<8.0	<8.0	**217**	<8.0	**10,200**	<8.0	--	<80	<80	<80	--	--
10.23	PSG-10-7-5 [4]	03/04/2019	Perimeter soil gas-10-7	<8.0	<8.0	<8.0	<8.0	<8.0	**102**	<8.0	**5,680**	<8.0	--	<80	<80	<80	--	--
10.23	PSG-10-7-15 [4]	03/04/2019	Perimeter soil gas-10-7	**13**	<8.0	<8.0	<8.0	<8.0	**248**	<8.0	**15,600**	<8.0	--	<80	<80	<80	--	--
10.23	10.23-AA-111320	11/13/2020	RESAMPLE Outdoor air	<0.099	<0.10	<0.10	<0.099	<0.099	<0.17	<0.14	<0.13	<0.13	--	--	--	--	--	--
10.23	10.23-01-111320	11/13/2020	RESAMPLE Bathroom (guest) air (2nd Floor)	<0.099	<0.10	**0.20**	<0.099	<0.099	<0.17	<0.14	<0.13	<0.13	--	--	--	--	--	--
10.23	10.23-02-111320	11/13/2020	RESAMPLE Bedroom (master) air (2nd Floor)	<0.099	<0.10	**0.17**	<0.099	<0.099	<0.17	<0.14	<0.13	<0.13	--	--	--	--	--	--
10.23	10.23-03-111320	11/13/2020	RESAMPLE Living room air (2nd Floor)	<0.099	<0.10	**0.22**	<0.099	<0.099	<0.17	<0.14	<0.13	<0.13	--	--	--	--	--	--
10.23	PSG-10-5-5 [4]	08/25/2020	Perimeter soil gas-10-05	<8.0	<8.0	<8.0	<8.0	<8.0	**105**	<8.0	**3,690**	<8.0	--	<80	<80	<80	--	--
10.23	PSG-10-5-15 [4]	08/25/2020	Perimeter soil gas-10-05	<8.0	<8.0	<8.0	<8.0	<8.0	**172**	<8.0	**8,200**	<8.0	--	<80	<80	<80	--	--
10.23	PSG-10-6-5 [4]	08/25/2020	Perimeter soil gas-10-06	<8.0	<8.0	<8.0	<8.0	<8.0	**107**	<8.0	**2,860**	<8.0	--	<80	<80	<80	--	--
10.23	PSG-10-6-15 [4]	08/25/2020	Perimeter soil gas-10-06	<8.0	<8.0	<8.0	<8.0	<8.0	**219**	<8.0	**8,560**	<8.0	--	<80	<80	<80	--	--
10.23	PSG-10-7-5 [4]	08/25/2020	Perimeter soil gas-10-07	<8.0	<8.0	<8.0	<8.0	<8.0	**126**	<8.0	**5,720**	<8.0	--	<80	<80	<80	--	--
10.23	PSG-10-7-15 [4]	08/25/2020	Perimeter soil gas-10-07	<8.0	<8.0	<8.0	<8.0	<8.0	**253**	<8.0	**14,200**	<8.0	--	<80	<80	<80	--	--
10.23	PSG-10-7-15 REP [4]	08/25/2020	Perimeter soil gas-10-07 (Replicate)	<8.0	<8.0	<8.0	<8.0	<8.0	**249**	<8.0	**14,200**	<8.0	--	<80	<80	<80	--	--
10.23	10.23-AA-092822	09/28/2022	RESAMPLE Outdoor air	<0.099	<0.10	<0.10	<0.20	<0.099	<0.17	<0.14	<0.13	<0.13	--	--	--	--	--	--
10.23	10.23-01-092822	09/28/2022	RESAMPLE Bathroom (guest) air (2nd Floor)	<0.099	<0.10	**0.57**	<0.20	<0.099	<0.17	<0.14	<0.13	<0.13	--	--	--	--	--	--
10.23	10.23-02-092822	09/28/2022	RESAMPLE Bedroom (master) air (2nd Floor)	<0.099	<0.10	**0.78**	<0.20	<0.099	**0.17**	<0.14	**0.16**	<0.13	--	--	--	--	--	--
10.23	10.23-03-092822	09/28/2022	RESAMPLE Living room air (2nd Floor)	<0.099	<0.10	**0.59**	<0.20	<0.099	<0.17	<0.14	**0.17**	<0.13	--	--	--	--	--	--
10.23	PSG-10-6-5 [4]	08/15/2022	Perimeter soil gas-10-06 air	<100 UJ	<100	<20	<100	<100 UJ	**39 J**	<100	**1,400 J+**	<10	--	--	--	--	--	<100

TABLE A-6

HISTORICAL RESIDENTIAL INDOOR AIR AND SOIL GAS SAMPLING RESULTS
Former Ford Aeronutronic Facility
Newport Beach, California

Building ID	Sample ID	Date [2]	Location Description	Volatile Organic Compounds [1] (µg/m³)									Leak Detection Compounds [1]					
				1,1-DCE	1,1-DCA	1,2-DCA	cis-1,2-DCE	trans-1,2-DCE	PCE	1,1,1-TCA	TCE	Vinyl Chloride	Helium (ppmv)	Heptane (µg/m³)	Hexane (µg/m³)	Pentane (µg/m³)	TFA (µg/m³)	DFA (µg/m³)
10.23	PSG-10-6-15 [4]	08/15/2022	Perimeter soil gas-10-06 air	<100 UJ	<100	<20	<100	<100 UJ	**100 J**	<100	**5,000 J+**	<10	--	--	--	--	--	<100
10.23	PSG-10-6-15 REP [4]	08/15/2022	Perimeter soil gas-10-06 air (Replicate)	<100 UJ	<100	<20	<100	<100 UJ	**66 J**	<100	**4,200 J+**	<10	--	--	--	--	--	<100
10.23	PSG-10-7-5 [4]	08/15/2022	Perimeter soil gas-10-07 air	<100 UJ	<100	<20	<100	<100 UJ	**23 J**	<100	**1,700 J+**	<10	--	--	--	--	--	<100
10.23	PSG-10-7-15 [4]	08/15/2022	Perimeter soil gas-10-07 air	<100 UJ	<100	<20	<100	<100 UJ	**82 J**	<100	**7,500 J+**	<10	--	--	--	--	--	<100
10.24	10.24-AA-080718	08/08/2018	Outdoor air	<0.099	<0.10	<0.10	<0.099	<0.099	<0.17	<0.14	<0.13	<0.13	--	--	--	--	--	--
10.24	10.24-01-080718	08/08/2018	Kitchen/living room air (2nd Floor)	<0.099	<0.10	<0.10	<0.099	<0.099	**1.2**	<0.14	<0.13	<0.13	--	--	--	--	--	--
10.24	10.24-02-080718	08/08/2018	Bathroom air (2nd Floor)	<0.099	<0.10	**0.12**	<0.099	<0.099	<0.17	<0.14	<0.13	<0.13	--	--	--	--	--	--
10.24	10.24-03-080718	08/08/2018	Bedroom air (2nd Floor)	<0.099	<0.10	<0.10	<0.099	<0.099	<0.17	<0.14	**0.17**	<0.13	--	--	--	--	--	--
10.24	10.24-04-080718	08/08/2018	Garage air (1st Floor)	<0.099	<0.10	<0.10	<0.099	<0.099	<0.17	<0.14	**0.68**	<0.13	--	--	--	--	--	--
10.24	10.24-SS-080818	08/08/2018	Garage sub-slab soil gas	<2.0	<2.0	<2.0	<2.0	<2.0	**19**	<2.8	**1,000**	<1.3	<250	--	--	--	--	--
10.25	10.25-AA-100121	10/01/2021	Outdoor air	<0.099	<0.10	**0.11**	<0.099	<0.099	<0.17	<0.14	<0.13	<0.13	--	--	--	--	--	--
10.25	10.25-AA-101521	10/15/2021	RESAMPLE Outdoor air	<0.099	<0.10	<0.10	<0.099	<0.099	<0.17	<0.14	<0.13	<0.13	--	--	--	--	--	--
10.25	10.25-01-100121	10/01/2021	Living room air (1st Floor)	<0.099	<0.10	<0.10	<0.099	<0.099	<0.17	**0.18**	**1.8**	<0.13	--	--	--	--	--	--
10.25	10.25-01-101521	10/15/2021	RESAMPLE Living room air (1st Floor)	<0.099	<0.10	<0.10	<0.099	<0.099	<0.17	<0.14	**0.95**	<0.13	--	--	--	--	--	--
10.25	10.25-02-100121	10/01/2021	Bathroom (master) air (1st Floor)	<0.099	<0.10	<0.10	<0.099	<0.099	<0.17	**0.48**	**2.8**	<0.13	--	--	--	--	--	--
10.25	10.25-02-101521	10/15/2021	RESAMPLE Bathroom (master) air (1st Floor)	<0.099	<0.10	<0.10	<0.099	<0.099	<0.17	<0.14	**1.8**	<0.13	--	--	--	--	--	--
10.25	10.25-03-100121	10/01/2021	Bedroom (master) air (1st Floor)	<0.099	<0.10	<0.10	<0.099	<0.099	<0.17	**0.50**	**2.7**	<0.13	--	--	--	--	--	--
10.25	10.25-03-101521	10/15/2021	RESAMPLE Bedroom (master) air (1st Floor)	<0.099	<0.10	<0.10	<0.099	<0.099	<0.17	<0.14	**1.9**	<0.13	--	--	--	--	--	--
10.25	PSG-10-8-5 [4]	09/10/2021	Perimeter soil gas-10-08 air	<8.0	<8.0	<8.0	<8.0	<8.0	**67**	<8.0	**3,550**	<8.0	--	<80	<80	<80	--	--
10.25	PSG-10-8-15 [4]	09/10/2021	Perimeter soil gas-10-08 air	**10**	<8.0	**4.0 J**	<8.0	<8.0	**210**	<8.0	**14,800**	<8.0	--	<80	<80	<80	--	--
10.25	PSG-10-9-5 [4]	09/10/2021	Perimeter soil gas-10-09 air	<8.0	<8.0	<8.0	<8.0	<8.0	**64**	<8.0	**2,700**	<8.0	--	<80	<80	<80	--	--
10.25	PSG-10-9-15 [4]	09/10/2021	Perimeter soil gas-10-09 air	**6.0 J**	<8.0	<8.0	<8.0	<8.0	**242**	<8.0	**16,800**	<8.0	--	<80	<80	<80	--	--
10.25	PSG-10-10-5 [4]	09/10/2021	Perimeter soil gas-10-10 air	<8.0	<8.0	<8.0	<8.0	<8.0	**71**	<8.0	**2,520**	<8.0	--	<80	<80	<80	--	--
10.25	PSG-10-10-15 [4]	09/10/2021	Perimeter soil gas-10-11 air	<8.0	<8.0	<8.0	<8.0	<8.0	**52**	<8.0	**2,170**	<8.0	--	<80	<80	<80	--	--
10.25	PSG-10-11-5 [4]	09/10/2021	Perimeter soil gas-10-11 air	<8.0	<8.0	<8.0	<8.0	<8.0	**157**	<8.0	**10,800**	<8.0	--	<80	<80	<80	--	--
10.25	10.25-AA-032522	03/25/2022	RESAMPLE Outdoor air	<0.099	<0.10	<0.10	**0.29**	<0.099	<0.17	<0.14	**6.9**	<0.13	--	--	--	--	--	--
10.25	10.25-01-032522-M	03/25/2022	RESAMPLE Living room air (1st Floor) (M)	<0.099	<0.10	**0.84**	<0.20	<0.099	<0.17	<0.14	**0.31**	<0.13	--	--	--	--	--	--
10.25	10.25-02-032522-M	03/25/2022	RESAMPLE Bathroom (master) air (1st Floor) (M)	<0.099	<0.10	**6.7**	<0.20	<0.099	**0.17**	<0.14	**0.96**	<0.13	--	--	--	--	--	--
10.25	10.25-03-032522-M	03/25/2022	RESAMPLE Bedroom (master) air (1st Floor) (M)	<0.099	<0.10	**1.3**	<0.20	<0.099	<0.17	<0.14	**0.26**	<0.13	--	--	--	--	--	--
10.25	PSG-10-8-5 [4]	01/07/2022	Perimeter soil gas-10-08 air	<4.0	<4.0	<4.0	<4.0	<4.0	**48**	<4.0	**2,970**	<4.0 UJ	--	<40	<40	<40	--	--
10.25	PSG-10-8-15 [4]	01/07/2022	Perimeter soil gas-10-08 air	**10**	<4.0	<4.0	<4.0	<4.0	**174**	<4.0	**11,800**	<4.0 UJ	--	<40	<40	<40	--	--
10.25	PSG-10-9-5 [4]	01/07/2022	Perimeter soil gas-10-09 air	<4.0	<4.0	<4.0	<4.0	<4.0	**37**	<4.0	**1,880**	<4.0 UJ	--	<40	<40	<40	--	--
10.25	PSG-10-9-15 [4]	01/07/2022	Perimeter soil gas-10-09 air	**11**	<4.0	<4.0	<4.0	<4.0	**214**	<4.0	**14,300**	<4.0 UJ	--	<40	<40	<40	--	--
10.25	PSG-10-10-5 [4]	01/10/2022	Perimeter soil gas-10-10 air	<4.0	<4.0	<4.0	<4.0	<4.0	**40**	<4.0	**1,650**	<4.0	--	<40	<40	<40	--	--
10.25	PSG-10-10-5 REP [4]	01/10/2022	Perimeter soil gas-10-10 air (Replicate)	<4.0	<4.0	<4.0	<4.0	<4.0	**38**	<4.0	**1,680**	<4.0	--	<40	<40	<40	--	--
10.25	PSG-10-11-5 [4]	01/10/2022	Perimeter soil gas-10-11 air	<4.0	<4.0	<4.0	<4.0	<4.0	**43**	<4.0	**2,110**	<4.0	--	<40	<40	<40	--	--
10.25	PSG-10-11-5 REP [4]	01/10/2022	Perimeter soil gas-10-11 air (Replicate)	<4.0	<4.0	<4.0	<4.0	<4.0	**46**	<4.0	**2,170**	<4.0	--	<40	<40	<40	--	--
10.25	PSG-10-11-15 [4]	01/10/2022	Perimeter soil gas-10-11 air	**9.0**	<4.0	<4.0	<4.0	<4.0	**177**	<4.0	**11,700**	<4.0	--	<40	<40	<40	--	--
10.26	PSG-10-11-5 [4]	03/05/2019	Perimeter soil gas-10-11	<8.0	<8.0	<8.0	<8.0	<8.0	**93**	<8.0	**4,910**	<8.0	--	<80	<80	<80	--	--
10.26	PSG-10-11-5 REP [4]	03/05/2019	Perimeter soil gas-10-11 (Replicate)	<8.0	<8.0	<8.0	<8.0	<8.0	**90**	<8.0	**4,770**	<8.0	--	<80	<80	<80	--	--
10.26	PSG-10-11-15 [4]	03/05/2019	Perimeter soil gas-10-11	**40**	<8.0	<8.0	<8.0	<8.0	**342**	<8.0	**22,600**	<8.0	--	<80	<80	<80	--	--
10.26	10.26-AA-010820	01/08/2020	RESAMPLE Outdoor air	<0.099	<0.10	<0.10	<0.099	<0.099	<0.17	<0.14	<0.13	<0.13	--	--	--	--	--	--
10.26	10.26-01-010820	01/08/2020	RESAMPLE Living room air (1st Floor)	<0.099	<0.10	**0.35**	<0.099	<0.099	<0.17	<0.14	**1.4**	<0.13	--	--	--	--	--	--
10.26	10.26-02-010820	01/08/2020	RESAMPLE Bathroom air (1st Floor)	<0.099	<0.10	**0.32**	<0.099	<0.099	<0.17	<0.14	**1.4**	<0.13	--	--	--	--	--	--
10.26	10.26-03-010820	01/08/2020	RESAMPLE Bedroom (master) air (2nd Floor)	<0.099	<0.10	**0.55**	<0.099	<0.099	**0.25**	<0.14	**1.5**	<0.13	--	--	--	--	--	--
10.26	PSG-10-8-5 [4]	07/16/2019	Perimeter soil gas-10-8	<8.0	<8.0	<8.0	<8.0	<8.0	**77**	<8.0	**4,060**	<8.0	--	<80	<80	<80	--	--
10.26	PSG-10-8-15 [4]	07/16/2019	Perimeter soil gas-10-8	**25**	<8.0	**10**	<8.0	<8.0	**244**	<8.0	**19,400**	<8.0	--	<80	<80	<80	--	--
10.26	PSG-10-9-5 [4]	07/17/2019	Perimeter soil gas-10-9	<8.0	<8.0	<8.0	<8.0	<8.0	**90**	<8.0	**5,070**	<8.0	--	<80	<80	<80	--	--
10.26	PSG-10-9-15 [4]	07/17/2019	Perimeter soil gas-10-9	**24**	<8.0	**13**	<8.0	<8.0	**242**	<8.0	**19,300**	<8.0	--	<80	<80	<80	--	--
10.26	PSG-10-9-15 REP [4]	07/17/2019	Perimeter soil gas-10-9 (Replicate)	**26**	<8.0	**14**	<8.0	<8.0	**274**	<8.0	**20,100**	<8.0	--	<80	<80	<80	--	--
10.26	PSG-10-10-5 [4]	07/17/2019	Perimeter soil gas-10-10	<8.0	<8.0	<8.0	<8.0	<8.0	**118**	<8.0	**5,590**	<8.0	--	<80	<80	<80	--	--
10.26	PSG-10-11-5 [4]	07/17/2019	Perimeter soil gas-10-11	<8.0	<8.0	<8.0	<8.0	<8.0	**88**	<8.0	**4,220**	<8.0	--	<80	<80	<80	--	--
10.26	PSG-10-11-15 [4]	07/17/2019	Perimeter soil gas-10-11	**31**	<8.0	<8.0	<8.0	<8.0	**209**	<8.0	**16,500**	<8.0	--	<80	<80	<80	--	--
10.26	10.26-AA-052121	05/21/2021	RESAMPLE Outdoor air	<0.099	<0.10	<0.10	<0.099	<0.099	<0.17	<0.14	<0.13	<0.13	--	--	--	--	--	--
10.26	10.26-01-052121	05/21/2021	RESAMPLE Living room air (1st Floor)	<0.099	<0.10	**0.17**	<0.099	<0.099	<0.17	<0.14	**0.84 J**	<0.13	--	--	--	--	--	--
10.26	10.26-11-052121	05/21/2021	RESAMPLE Living room air (1st Floor) (Replicate)	<0.099	<0.10	**0.20**	<0.099	<0.099	<0.17	<0.14	**0.54 J**	<0.13	--	--	--	--	--	--

TABLE A-6

HISTORICAL RESIDENTIAL INDOOR AIR AND SOIL GAS SAMPLING RESULTS
Former Ford Aeronutronic Facility
Newport Beach, California

Building ID	Sample ID	Date [2]	Location Description	Volatile Organic Compounds [1] (µg/m³)									Leak Detection Compounds [1]					
				1,1-DCE	1,1-DCA	1,2-DCA	cis-1,2-DCE	trans-1,2-DCE	PCE	1,1,1-TCA	TCE	Vinyl Chloride	Helium (ppmv)	Heptane (µg/m³)	Hexane (µg/m³)	Pentane (µg/m³)	TFA (µg/m³)	DFA (µg/m³)
10.26	10.26-02-052121	05/21/2021	RESAMPLE Bathroom air (1st Floor)	<0.099	<0.10	**0.17**	<0.099	<0.099	<0.17	<0.14	**0.78**	<0.13	--	--	--	--	--	--
10.26	10.26-03-052121	05/21/2021	RESAMPLE Bedroom (master) air (2nd Floor)	<0.099	<0.10	**0.26**	<0.099	<0.099	<0.17	<0.14	**1.3**	<0.13	--	--	--	--	--	--
10.26	PSG-10-8-5 [4]	06/01/2021	Perimeter soil gas-10-08 air	**2.0 J**	<8.0	<8.0	<8.0	<8.0	**58**	<8.0	**3,420**	<8.0	--	<80	<80	<80	--	--
10.26	PSG-10-8-15 [4]	06/01/2021	Perimeter soil gas-10-08 air	**14**	<8.0	**3.0 J**	<8.0	<8.0	**193**	<8.0	**18,000**	<8.0	--	<80	<80	<80	--	--
10.26	PSG-10-9-5 [4]	06/01/2021	Perimeter soil gas-10-09 air	**2.0 J**	<8.0	<8.0	<8.0	<8.0	**56**	<8.0	**3,170**	<8.0	--	<80	<80	<80	--	--
10.26	PSG-10-9-15 [4]	06/01/2021	Perimeter soil gas-10-09 air	**18**	<8.0	<8.0	<8.0	<8.0	**202**	<8.0	**19,600**	<8.0	--	<80	<80	<80	--	--
10.26	PSG-10-9-15 REP [4]	06/01/2021	Perimeter soil gas-10-09 air (Replicate)	**17**	<8.0	<8.0	<8.0	<8.0	**218**	<8.0	**20,000**	<8.0	--	<80	<80	<80	--	--
10.26	PSG-10-10-5 [4]	06/01/2021	Perimeter soil gas-10-10 air	**2.0 J**	<8.0	<8.0	<8.0	<8.0	**67**	<8.0	**2,980**	<8.0	--	<80	<80	<80	--	--
10.26	PSG-10-11-5 [4]	06/01/2021	Perimeter soil gas-10-11 air	**3.0 J**	<8.0	<8.0	<8.0	<8.0	**57**	<8.0	**2,780**	<8.0	--	<80	<80	<80	--	--
10.26	PSG-10-11-15 [4]	06/01/2021	Perimeter soil gas-10-11 air	**17**	**3.0 J**	<8.0	<8.0	<8.0	**179**	<8.0	**15,500**	<8.0	--	<80	<80	<80	--	--
10.26	10.26-AA-082521	08/25/2021	RESAMPLE Outdoor air	<0.099	<0.10	<0.10	<0.099	<0.099	<0.17	<0.14	<0.13	<0.13	--	--	--	--	--	--
10.26	10.26-01-082521-M	08/25/2021	RESAMPLE Living room air (1st Floor) (M)	<0.099	<0.10	<0.10	<0.099	<0.099	<0.17	<0.14	**0.22**	<0.13	--	--	--	--	--	--
10.26	10.26-02-082521-M	08/25/2021	RESAMPLE Bathroom air (1st Floor) (M)	<0.099	<0.10	<0.10	<0.099	<0.099	<0.17	<0.14	**0.71**	<0.13	--	--	--	--	--	--
10.26	10.26-03-082521-M	08/25/2021	RESAMPLE Bedroom (master) air (2nd Floor) (M)	<0.099	<0.10	<0.10	<0.099	<0.099	<0.17	<0.14	<0.13	<0.13	--	--	--	--	--	--
10.26	PSG-10-8-5 [4]	09/10/2021	Perimeter soil gas-10-08 air	<8.0	<8.0	<8.0	<8.0	<8.0	**67**	<8.0	**3,550**	<8.0	--	<80	<80	<80	--	--
10.26	PSG-10-8-15 [4]	09/10/2021	Perimeter soil gas-10-08 air	**10**	<8.0	**4.0 J**	<8.0	<8.0	**210**	<8.0	**14,800**	<8.0	--	<80	<80	<80	--	--
10.26	PSG-10-9-5 [4]	09/10/2021	Perimeter soil gas-10-09 air	<8.0	<8.0	<8.0	<8.0	<8.0	**64**	<8.0	**2,700**	<8.0	--	<80	<80	<80	--	--
10.26	PSG-10-9-15 [4]	09/10/2021	Perimeter soil gas-10-09 air	**6.0 J**	<8.0	<8.0	<8.0	<8.0	**242**	<8.0	**16,800**	<8.0	--	<80	<80	<80	--	--
10.26	PSG-10-10-5 [4]	09/10/2021	Perimeter soil gas-10-10 air	<8.0	<8.0	<8.0	<8.0	<8.0	**71**	<8.0	**2,520**	<8.0	--	<80	<80	<80	--	--
10.26	PSG-10-11-5 [4]	09/10/2021	Perimeter soil gas-10-11 air	<8.0	<8.0	<8.0	<8.0	<8.0	**52**	<8.0	**2,170**	<8.0	--	<80	<80	<80	--	--
10.26	PSG-10-11-15 [4]	09/10/2021	Perimeter soil gas-10-11 air	<8.0	<8.0	<8.0	<8.0	<8.0	**157**	<8.0	**10,800**	<8.0	--	<80	<80	<80	--	--
10.26	10.26-AA-033022	03/30/2022	RESAMPLE Outdoor air	**0.25**	<0.10	<0.10	<0.20	<0.099	<0.17	<0.14	**0.55**	<0.13	--	--	--	--	--	--
10.26	10.26-01-033022-M	03/30/2022	RESAMPLE Living room air (1st Floor) (M)	<0.099	<0.10	**0.24**	<0.20	<0.099	<0.17	<0.14	**0.47**	<0.13	--	--	--	--	--	--
10.26	10.26-02-033022-M	03/30/2022	RESAMPLE Bathroom air (1st Floor) (M)	<0.099	<0.10	**0.23**	<0.20	<0.099	<0.17	<0.14	**0.61**	<0.13	--	--	--	--	--	--
10.26	10.26-03-033022-M	03/30/2022	RESAMPLE Bedroom (master) air (2nd Floor) (M)	<0.099	<0.10	**0.27**	<0.20	<0.099	<0.17	<0.14	**0.26**	<0.13	--	--	--	--	--	--
10.26	PSG-10-8-5 [4]	01/07/2022	Perimeter soil gas-10-08 air	<4.0	<4.0	<4.0	<4.0	<4.0	**48**	<4.0	**2,970**	<4.0 UJ	--	<40	<40	<40	--	--
10.26	PSG-10-8-15 [4]	01/07/2022	Perimeter soil gas-10-08 air	**10**	<4.0	<4.0	<4.0	<4.0	**174**	<4.0	**11,800**	<4.0 UJ	--	<40	<40	<40	--	--
10.26	PSG-10-9-5 [4]	01/07/2022	Perimeter soil gas-10-09 air	<4.0	<4.0	<4.0	<4.0	<4.0	**37**	<4.0	**1,880**	<4.0 UJ	--	<40	<40	<40	--	--
10.26	PSG-10-9-15 [4]	01/07/2022	Perimeter soil gas-10-09 air	**11**	<4.0	<4.0	<4.0	<4.0	**214**	<4.0	**14,300**	<4.0 UJ	--	<40	<40	<40	--	--
10.26	PSG-10-10-5 [4]	01/10/2022	Perimeter soil gas-10-10 air	<4.0	<4.0	<4.0	<4.0	<4.0	**40**	<4.0	**1,650**	<4.0	--	<40	<40	<40	--	--
10.26	PSG-10-10-5 REP [4]	01/10/2022	Perimeter soil gas-10-10 air (Replicate)	<4.0	<4.0	<4.0	<4.0	<4.0	**38**	<4.0	**1,680**	<4.0	--	<40	<40	<40	--	--
10.26	PSG-10-11-5 [4]	01/10/2022	Perimeter soil gas-10-11 air	<4.0	<4.0	<4.0	<4.0	<4.0	**43**	<4.0	**2,110**	<4.0	--	<40	<40	<40	--	--
10.26	PSG-10-11-5 REP [4]	01/10/2022	Perimeter soil gas-10-11 air (Replicate)	<4.0	<4.0	<4.0	<4.0	<4.0	**46**	<4.0	**2,170**	<4.0	--	<40	<40	<40	--	--
10.26	PSG-10-11-15 [4]	01/10/2022	Perimeter soil gas-10-11 air	**9.0**	<4.0	<4.0	<4.0	<4.0	**177**	<4.0	**11,700**	<4.0	--	<40	<40	<40	--	--
10.26	10.26-AA-092822	09/28/2022	RESAMPLE Outdoor air	<0.099	<0.10	**0.11**	<0.20	<0.099	<0.17	<0.14	<0.13	<0.13	--	--	--	--	--	--
10.26	10.26-01-092822-M	09/28/2022	RESAMPLE Living room air (1st Floor) (M)	<0.099	<0.10	**0.33**	<0.20	<0.099	<0.17	<0.14	**0.75**	<0.13	--	--	--	--	--	--
10.26	10.26-02-092822-M	09/28/2022	RESAMPLE Bathroom air (1st Floor) (M)	<0.099	<0.10	**0.37**	<0.20	<0.099	<0.17	<0.14	**1.2**	<0.13	--	--	--	--	--	--
10.26	10.26-03-092822-M	09/28/2022	RESAMPLE Bedroom (master) air (2nd Floor) (M)	<0.099	<0.10	**0.44**	<0.20	<0.099	<0.17	<0.14	**0.39**	<0.13	--	--	--	--	--	--
10.26	PSG-10-9-5 [4]	08/15/2022	Perimeter soil gas-10-9	<100 UJ	<100	<20	<100	<100 UJ	**26 J**	<100	**1,600 J+**	<10	--	--	--	--	--	<100
10.26	PSG-10-9-15 [4]	08/15/2022	Perimeter soil gas-10-9	<100 UJ	<100	<20	<100	<100 UJ	**110 J**	<100	**8,900 J+**	<10	--	--	--	--	--	<100
10.26	PSG-10-11-5 [4]	08/15/2022	Perimeter soil gas-10-11	<100 UJ	<100	<20	<100	<100 UJ	**37 J**	<100	**2,200 J+**	<10	--	--	--	--	--	<100
10.26	PSG-10-11-15 [4]	08/15/2022	Perimeter soil gas-10-11	<100 UJ	<100	<20	<100	<100 UJ	**63 J**	<100	**7,000 J+**	<10	--	--	--	--	--	<100
10.27	10.27-AA-072220	07/22/2020	Outdoor air	**0.14**	**0.22**	**0.39**	<0.099	<0.099	**0.18**	<0.14	<0.13	<0.13	--	--	--	--	--	--
10.27	10.27-01-072220	07/22/2020	Living room air (1st Floor)	<0.099	<0.10	**0.84**	<0.099	<0.099	<0.17	<0.14	0.17	<0.13	--	--	--	--	--	--
10.27	10.27-11-072220	07/22/2020	Living room air (1st Floor) (Duplicate)	<0.099	<0.10	**0.88**	<0.099	<0.099	<0.17	<0.14	**0.17**	<0.13	--	--	--	--	--	--
10.27	10.27-02-072220	07/22/2020	Bathroom air (1st Floor)	<0.099	<0.10	**0.91**	<0.099	<0.099	<0.17	**0.15**	**0.20**	<0.13	--	--	--	--	--	--
10.27	10.27-03-072220	07/22/2020	Bedroom (master) air (2nd Floor)	<0.099	<0.10	**0.65**	<0.099	<0.099	**0.17**	<0.14	**0.17**	<0.13	--	--	--	--	--	--
10.27	PSG-10-8-5 [4]	05/18/2020	Perimeter soil gas-10-08	<8.0	<8.0	<8.0	<8.0	<8.0	**70**	<8.0	**3,360**	<8.0	--	<80	<80	<80	--	--
10.27	PSG-10-8-15 [4]	05/18/2020	Perimeter soil gas-10-08	**21**	<8.0	<8.0	<8.0	<8.0	**214**	<8.0	**16,000**	**8.0 J**	--	<80	<80	<80	--	--
10.27	PSG-10-9-5 [4]	05/19/2020	Perimeter soil gas-10-09	<8.0	<8.0	<8.0	<8.0	<8.0	**79**	<8.0	**4,160**	<8.0	--	<80	<80	<80	--	--
10.27	PSG-10-9-15 [4]	05/19/2020	Perimeter soil gas-10-09	**25**	<8.0	<8.0	<8.0	<8.0	**276**	<8.0	**21,200**	<8.0	--	<80	<80	<80	--	--
10.27	PSG-10-9-15 REP [4]	05/19/2020	Perimeter soil gas-10-09 (Replicate)	**23**	<8.0	<8.0	<8.0	<8.0	**218**	<8.0	**16,600**	<8.0	--	<80	<80	<80	--	--
10.27	PSG-10-10-5 [4]	05/19/2020	Perimeter soil gas-10-10	<8.0	<8.0	<8.0	<8.0	<8.0	**95**	<8.0	**3,670**	<8.0	--	<80	<80	<80	--	--
10.27	PSG-10-11-5 [4]	05/19/2020	Perimeter soil gas-10-11	<8.0	<8.0	<8.0	<8.0	<8.0	**85**	<8.0	**3,650**	<8.0	--	<80	<80	<80	--	--
10.27	PSG-10-11-15 [4]	05/19/2020	Perimeter soil gas-10-11	**28**	<8.0	<8.0	<8.0	<8.0	**216**	<8.0	**15,200**	<8.0	--	<80	<80	<80	--	--
10.29	10.24-AA-080718 [6]	08/08/2018	Outdoor air	<0.099	<0.10	<0.10	<0.099	<0.099	<0.17	<0.14	<0.13	<0.13	--	--	--	--	--	--

TABLE A-6

HISTORICAL RESIDENTIAL INDOOR AIR AND SOIL GAS SAMPLING RESULTS
Former Ford Aeronutronic Facility
Newport Beach, California

Building ID	Sample ID	Date [2]	Location Description	Volatile Organic Compounds [1] (µg/m³)									Leak Detection Compounds [1]					
				1,1-DCE	1,1-DCA	1,2-DCA	cis-1,2-DCE	trans-1,2-DCE	PCE	1,1,1-TCA	TCE	Vinyl Chloride	Helium (ppmv)	Heptane (µg/m³)	Hexane (µg/m³)	Pentane (µg/m³)	TFA (µg/m³)	DFA (µg/m³)
10.29	10.29-01-080718	08/08/2018	Bathroom air (1st Floor)	<0.099	<0.10	**0.70**	<0.099	<0.099	<0.17	**0.33**	**1.3**	<0.13	--	--	--	--	--	--
10.29	10.29-02-080718	08/08/2018	Bedroom air (2nd Floor)	<0.099	<0.10	**0.66**	<0.099	<0.099	**0.42**	**0.23**	**0.52**	<0.13	--	--	--	--	--	--
10.29	10.29-03-080718	08/08/2018	Garage air (1st Floor)	<0.099	<0.10	**0.20**	<0.099	<0.099	<0.17	**4.7**	**0.35**	<0.13	--	--	--	--	--	--
10.29	10.29-04-080718	08/08/2018	Living room air (1st Floor)	<0.099	<0.10	**0.75**	<0.099	<0.099	<0.17	**0.18**	**1.3**	<0.13	--	--	--	--	--	--
10.29	10.29-SS-080818	08/08/2018	Garage sub-slab soil gas	<7.9	<8.1	<8.1	<7.9	<7.9	**31**	<11	**1,500**	<5.1	**777**	--	--	--	--	--
10.29	10.29-AA-041219	04/12/2019	Outdoor air	<0.099	<0.10	<0.10	<0.099	<0.099	<0.17	<0.14	<0.13	<0.13	--	--	--	--	--	--
10.29	10.29-01-041219	04/12/2019	Living room air (1st Floor)	<0.099	<0.10	**0.33**	<0.099	<0.099	<0.17	**0.17**	**1.6**	<0.13	--	--	--	--	--	--
10.29	10.29-11-041219	04/12/2019	Living room air (1st Floor) (Duplicate)	<0.099	<0.10	**0.31**	<0.099	<0.099	<0.17	**0.17**	**1.5**	<0.13	--	--	--	--	--	--
10.29	10.29-02-041219	04/12/2019	Bathroom air (1st Floor)	<0.099	<0.10	**0.29**	<0.099	<0.099	<0.17	**0.17**	**1.8**	<0.13	--	--	--	--	--	--
10.29	10.29-03-041219	04/12/2019	Bedroom (master) air (2nd Floor)	<0.099	<0.10	**0.62**	<0.099	<0.099	<0.17	**0.18**	**1.5**	<0.13	--	--	--	--	--	--
10.29	10.29-AA-052919	05/29/2019	RESAMPLE Outdoor air	<0.099	<0.10	<0.10	<0.099	<0.099	<0.17	<0.14	<0.13	<0.13	--	--	--	--	--	--
10.29	10.29-01-052919	05/29/2019	RESAMPLE Living room air (1st Floor)	<0.099	<0.10	**0.72**	<0.099	<0.099	<0.17	**0.14**	**0.85**	<0.13	--	--	--	--	--	--
10.29	10.29-11-052919	05/29/2019	RESAMPLE Living room air (1st Floor) (Duplicate)	<0.099	<0.10	**0.73**	<0.099	<0.099	<0.17	**0.14**	**0.84**	<0.13	--	--	--	--	--	--
10.29	10.29-02-052919	05/29/2019	RESAMPLE Bathroom air (1st Floor)	<0.15	<0.15	**0.41**	<0.15	<0.15	<0.26	<0.21	**0.86**	<0.19	--	--	--	--	--	--
10.29	10.29-03-052919	05/29/2019	RESAMPLE Bedroom (master) air (2nd Floor)	<0.099	<0.10	**0.38**	<0.099	<0.099	<0.17	<0.14	**0.71**	<0.13	--	--	--	--	--	--
10.29	PSG-10-8-5 [4]	03/04/2019	Perimeter soil gas-10-8	<8.0	<8.0	<8.0	<8.0	<8.0	**78**	<8.0	**3,890**	<8.0	--	<80	<80	<80	--	--
10.29	PSG-10-8-15 [4]	03/04/2019	Perimeter soil gas-10-8	**26**	<8.0	<8.0	<8.0	<8.0	**295**	<8.0	**21,300**	<8.0	--	<80	<80	<80	--	--
10.29	PSG-10-9-5 [4]	03/04/2019	Perimeter soil gas-10-9	<8.0	<8.0	<8.0	<8.0	<8.0	**96**	<8.0	**6,090**	<8.0	--	<80	<80	<80	--	--
10.29	PSG-10-9-15 [4]	03/04/2019	Perimeter soil gas-10-9	**27**	<8.0	<8.0	<8.0	<8.0	**325**	<8.0	**24,100**	<8.0	--	<80	<80	<80	--	--
10.29	PSG-10-10-5 [4]	03/05/2019	Perimeter soil gas-10-10	<8.0	<8.0	<8.0	<8.0	<8.0	**103**	<8.0	**6,090**	<8.0	--	<80	<80	<80	--	--
10.29	PSG-10-10-15 [4]	03/05/2019	Perimeter soil gas-10-10	**34**	<8.0	<8.0	<8.0	<8.0	**343**	<8.0	**22,700**	<8.0	--	<80	<80	<80	--	--
10.29	PSG-10-11-5 [4]	03/05/2019	Perimeter soil gas-10-11	<8.0	<8.0	<8.0	<8.0	<8.0	**93**	<8.0	**4,910**	<8.0	--	<80	<80	<80	--	--
10.29	PSG-10-11-5 REP [4]	03/05/2019	Perimeter soil gas-10-11 (Replicate)	<8.0	<8.0	<8.0	<8.0	<8.0	**90**	<8.0	**4,770**	<8.0	--	<80	<80	<80	--	--
10.29	PSG-10-11-15 [4]	03/05/2019	Perimeter soil gas-10-11	**40**	<8.0	<8.0	<8.0	<8.0	**342**	<8.0	**22,600**	<8.0	--	<80	<80	<80	--	--
10.32	10.32-AA-042419	04/24/2019	Outdoor air	<0.099	<0.10	<0.10	<0.099	<0.099	<0.17	<0.14	<0.13	<0.13	--	--	--	--	--	--
10.32	10.32-01-042419	04/24/2019	Living room air (2nd Floor)	<0.099	<0.10	**0.18**	<0.099	<0.099	<0.17	<0.14	<0.13	<0.13	--	--	--	--	--	--
10.32	10.32-02-042419	04/24/2019	Bathroom air (2nd Floor)	<0.099	<0.10	**0.16**	<0.099	<0.099	<0.17	<0.14	<0.13	<0.13	--	--	--	--	--	--
10.32	10.32-03-042419	04/24/2019	Bedroom (master) air (2nd Floor)	<0.099	<0.10	**0.16**	<0.099	<0.099	<0.17	<0.14	<0.13	<0.13	--	--	--	--	--	--
10.32	PSG-10-8-5 [4]	03/04/2019	Perimeter soil gas-10-8	<8.0	<8.0	<8.0	<8.0	<8.0	**78**	<8.0	**3,890**	<8.0	--	<80	<80	<80	--	--
10.32	PSG-10-8-15 [4]	03/04/2019	Perimeter soil gas-10-8	**26**	<8.0	<8.0	<8.0	<8.0	**295**	<8.0	**21,300**	<8.0	--	<80	<80	<80	--	--
10.32	PSG-10-9-5 [4]	03/04/2019	Perimeter soil gas-10-9	<8.0	<8.0	<8.0	<8.0	<8.0	**96**	<8.0	**6,090**	<8.0	--	<80	<80	<80	--	--
10.32	PSG-10-9-15 [4]	03/04/2019	Perimeter soil gas-10-9	**27**	<8.0	<8.0	<8.0	<8.0	**325**	<8.0	**24,100**	<8.0	--	<80	<80	<80	--	--
10.32	PSG-10-10-5 [4]	03/05/2019	Perimeter soil gas-10-10	<8.0	<8.0	<8.0	<8.0	<8.0	**103**	<8.0	**6,090**	<8.0	--	<80	<80	<80	--	--
10.32	PSG-10-10-15 [4]	03/05/2019	Perimeter soil gas-10-10	**34**	<8.0	<8.0	<8.0	<8.0	**343**	<8.0	**22,700**	<8.0	--	<80	<80	<80	--	--
10.32	PSG-10-11-5 [4]	03/05/2019	Perimeter soil gas-10-11	<8.0	<8.0	<8.0	<8.0	<8.0	**93**	<8.0	**4,910**	<8.0	--	<80	<80	<80	--	--
10.32	PSG-10-11-5 REP [4]	03/05/2019	Perimeter soil gas-10-11 (Replicate)	<8.0	<8.0	<8.0	<8.0	<8.0	**90**	<8.0	**4,770**	<8.0	--	<80	<80	<80	--	--
10.32	PSG-10-11-15 [4]	03/05/2019	Perimeter soil gas-10-11	**40**	<8.0	<8.0	<8.0	<8.0	**342**	<8.0	**22,600**	<8.0	--	<80	<80	<80	--	--
10.32	10.32-AA-021220	02/12/2020	RESAMPLE Outdoor air	<0.099	<0.10	<0.10	<0.099	<0.099	<0.17	<0.14	<0.13	<0.13	--	--	--	--	--	--
10.32	10.32-01-021220	02/12/2020	RESAMPLE Living room air (2nd Floor)	<0.099	<0.10	**2.4**	<0.099	<0.099	**1.0**	<0.14	<0.13	<0.13	--	--	--	--	--	--
10.32	10.32-11-021220	02/12/2020	RESAMPLE Living room air (2nd Floor) (Replicate)	<0.099	<0.10	**2.8**	<0.099	<0.099	**1.2**	<0.14	<0.13	<0.13	--	--	--	--	--	--
10.32	10.32-02-021220	02/12/2020	RESAMPLE Bathroom air (2nd Floor)	<0.099	<0.10	**3.3**	<0.099	<0.099	**1.6**	<0.14	**0.16**	<0.13	--	--	--	--	--	--
10.32	10.32-03-021220	02/12/2020	RESAMPLE Bedroom (master) air (2nd Floor)	<0.099	<0.10	**4.0**	<0.099	<0.099	**1.9**	<0.14	<0.13	<0.13	--	--	--	--	--	--
10.32	PSG-10-8-5 [4]	01/28/2020	Perimeter soil gas-10-8	<8.0	<8.0	<8.0	<8.0	<8.0	**63**	<8.0	**3,590**	<8.0	--	<80	<80	<80	--	--
10.32	PSG-10-8-15 [4]	01/28/2020	Perimeter soil gas-10-8	**20**	<8.0	**10**	<8.0	<8.0	**239**	<8.0	**18,600**	<8.0	--	<80	<80	<80	--	--
10.32	PSG-10-9-5 [4]	01/29/2020	Perimeter soil gas-10-9	<8.0	<8.0	<8.0	<8.0	<8.0	**60**	<8.0	**2,930**	<8.0	--	<80	<80	<80	--	--
10.32	PSG-10-9-15 [4]	01/29/2020	Perimeter soil gas-10-9	**24**	<8.0	<8.0	<8.0	<8.0	**271**	<8.0	**18,200**	<8.0	--	<80	<80	<80	--	--
10.32	PSG-10-10-5 [4]	01/29/2020	Perimeter soil gas-10-10	<8.0	<8.0	<8.0	<8.0	<8.0	**75**	<8.0	**3,020**	<8.0	--	<80	<80	<80	--	--
10.32	PSG-10-11-5 [4]	01/29/2020	Perimeter soil gas-10-11	<8.0	<8.0	<8.0	<8.0	<8.0	**68**	<8.0	**2,850**	<8.0	--	<80	<80	<80	--	--
10.32	PSG-10-11-15 [4]	01/29/2020	Perimeter soil gas-10-11	**26**	<8.0	<8.0	<8.0	<8.0	**234**	<8.0	**15,800**	<8.0	--	<80	<80	<80	--	--
10.32	PSG-10-11-15 REP [4]	01/29/2020	Perimeter soil gas-10-11 (Replicate)	**26**	<8.0	<8.0	<8.0	<8.0	**225**	<8.0	**15,100**	<8.0	--	<80	<80	<80	--	--
10.32	10.32-AA-111221	11/12/2021	RESAMPLE Outdoor air	<0.099	<0.10	**0.10**	<0.099	<0.099	<0.17	<0.14	<0.13	<0.13	--	--	--	--	--	--
10.32	10.32-01-111221	11/12/2021	RESAMPLE Living room air (2nd Floor)	<0.099	<0.10	**0.14 J**	<0.099	<0.099	<0.17	<0.14	<0.13	<0.13	--	--	--	--	--	--
10.32	10.32-11-111221	11/12/2021	RESAMPLE Living room air (2nd Floor) (Replicate)	<0.099	<0.10	**0.48 J**	<0.099	<0.099	<0.17	<0.14	<0.13	<0.13	--	--	--	--	--	--
10.32	10.32-02-111221	11/12/2021	RESAMPLE Bathroom air (2nd Floor)	<0.099	<0.10	**1.0**	<0.099	<0.099	<0.17	<0.14	<0.13	<0.13	--	--	--	--	--	--
10.32	10.32-03-111221	11/12/2021	RESAMPLE Bedroom (master) air (2nd Floor)	<0.099	<0.10	**0.97**	<0.099	<0.099	<0.17	<0.14	<0.13	<0.13	--	--	--	--	--	--
10.32	PSG-10-8-5 [4]	09/10/2021	Perimeter soil gas-10-08 air	<8.0	<8.0	<8.0	<8.0	<8.0	**67**	<8.0	**3,550**	<8.0	--	<80	<80	<80	--	--

TABLE A-6

HISTORICAL RESIDENTIAL INDOOR AIR AND SOIL GAS SAMPLING RESULTS
Former Ford Aeronutronic Facility
Newport Beach, California

Building ID	Sample ID	Date [2]	Location Description	Volatile Organic Compounds [1] (µg/m³)									Leak Detection Compounds [1]					
				1,1-DCE	1,1-DCA	1,2-DCA	cis-1,2-DCE	trans-1,2-DCE	PCE	1,1,1-TCA	TCE	Vinyl Chloride	Helium (ppmv)	Heptane (µg/m³)	Hexane (µg/m³)	Pentane (µg/m³)	TFA (µg/m³)	DFA (µg/m³)
10.32	PSG-10-8-15 [4]	09/10/2021	Perimeter soil gas-10-08 air	**10**	<8.0	**4.0 J**	<8.0	<8.0	**210**	<8.0	**14,800**	<8.0	--	<80	<80	<80	--	--
10.32	PSG-10-9-5 [4]	09/10/2021	Perimeter soil gas-10-09 air	<8.0	<8.0	<8.0	<8.0	<8.0	**64 J**	<8.0	**2,700**	<8.0	--	<80	<80	<80	--	--
10.32	PSG-10-9-15 [4]	09/10/2021	Perimeter soil gas-10-09 air	**6.0 J**	<8.0	<8.0	<8.0	<8.0	**242 J**	<8.0	**16,800**	<8.0	--	<80	<80	<80	--	--
10.32	PSG-10-10-5 [4]	09/10/2021	Perimeter soil gas-10-10 air	<8.0	<8.0	<8.0	<8.0	<8.0	**71 J**	<8.0	**2,520**	<8.0	--	<80	<80	<80	--	--
10.32	PSG-10-11-5 [4]	09/10/2021	Perimeter soil gas-10-11 air	<8.0	<8.0	<8.0	<8.0	<8.0	**52 J**	<8.0	**2,170**	<8.0	--	<80	<80	<80	--	--
10.32	PSG-10-11-15 [4]	09/10/2021	Perimeter soil gas-10-11 air	<8.0	<8.0	<8.0	<8.0	<8.0	**157 J**	<8.0	**10,800**	<8.0	--	<80	<80	<80	--	--
10.32	10.32-AA-051122	05/11/2022	RESAMPLE Outdoor air	<0.099	<0.10	<0.10	<0.20	<0.099	<0.17	<0.14	<0.13	<0.13	--	--	--	--	--	--
10.32	10.32-01-051122	05/11/2022	RESAMPLE Living room air (2nd Floor)	<0.099	<0.10	**0.30**	<0.20	<0.099	<0.17	<0.14	<0.13	<0.13	--	--	--	--	--	--
10.32	10.32-02-051122	05/11/2022	RESAMPLE Bathroom air (2nd Floor)	<0.099	<0.10	**1.1**	<0.20	<0.099	<0.17	<0.14	<0.13	<0.13	--	--	--	--	--	--
10.32	10.32-03-051122	05/11/2022	RESAMPLE Bedroom (master) air (2nd Floor)	<0.099	<0.10	**0.45**	<0.20	<0.099	**0.20**	<0.14	<0.13	<0.13	--	--	--	--	--	--
10.32	PSG-10-8-5 [4]	05/03/2022	Perimeter soil gas-10-08 air	<4.0	<4.0	<4.0	<4.0	<4.0	**59 J+**	<4.0	**2,510**	<4.0	--	<40	<40	<40	--	--
10.32	PSG-10-8-15 [4]	05/03/2022	Perimeter soil gas-10-08 air	**9.0**	<4.0	<4.0	<4.0	<4.0	**181 J+**	<4.0	**9,680**	<4.0	--	<40	<40	<40	--	--
10.32	PSG-10-8-15 REP [4]	05/03/2022	Perimeter soil gas-10-08 air (Replicate)	**8.0**	<4.0	<4.0	<4.0	<4.0	**173 J+**	<4.0	**9,260**	<4.0	--	<40	<40	<40	--	--
10.32	PSG-10-9-5 [4]	05/03/2022	Perimeter soil gas-10-09 air	<4.0	<4.0	<4.0	<4.0	<4.0	**49 J+**	<4.0	**1,900**	<4.0	--	<40	<40	<40	--	--
10.32	PSG-10-9-15 [4]	05/03/2022	Perimeter soil gas-10-09 air	**10**	<4.0	<4.0	<4.0	<4.0	**201 J+**	<4.0	**10,800**	<4.0	--	<40	<40	<40	--	--
10.32	PSG-10-10-5 [4]	05/03/2022	Perimeter soil gas-10-10 air	<4.0	<4.0	<4.0	<4.0	<4.0	**59 J+**	<4.0	**2,120 J+**	<4.0	--	<40	<40	<40	--	--
10.32	PSG-10-11-5 [4]	05/03/2022	Perimeter soil gas-10-11 air	<4.0	<4.0	<4.0	<4.0	<4.0	**72 J+**	<4.0	**2,640 J+**	<4.0	--	<40	<40	<40	--	--
10.32	PSG-10-11-15 [4]	05/03/2022	Perimeter soil gas-10-11 air	**7.0**	<4.0	<4.0	<4.0	<4.0	**178 J+**	<4.0	**9,260 J+**	<4.0	--	<40	<40	<40	--	--
10.32	PSG-10-11-15 REP [4]	05/03/2022	Perimeter soil gas-10-11 air (Replicate)	**7.0**	<4.0	<4.0	<4.0	<4.0	**180 J+**	<4.0	**9,400 J+**	<4.0	--	<40	<40	<40	--	--
10.33	10.33-AA-080718	08/08/2018	Outdoor air	<0.099	<0.10	<0.10	<0.099	<0.099	<0.17	<0.14	<0.13	<0.13	--	--	--	--	--	--
10.33	10.33-01-080718	08/08/2018	Bathroom air (2nd Floor)	<0.099	<0.10	**0.42**	<0.099	<0.099	<0.17	**0.42**	**0.58**	<0.13	--	--	--	--	--	--
10.33	10.33-02-080718	08/08/2018	Kitchen/living room air (2nd Floor)	<0.099	<0.10	**0.46**	<0.099	<0.099	<0.17	**0.36**	**0.51**	<0.13	--	--	--	--	--	--
10.33	10.33-03-080718	08/08/2018	Bedroom (office) air (2nd Floor)	<0.099	<0.10	**0.43**	<0.099	<0.099	<0.17	**0.30**	**0.45**	<0.13	--	--	--	--	--	--
10.33	10.33-AA-082918	08/29/2018	RESAMPLE Outdoor air	<0.099	<0.10	<0.10	<0.099	<0.099	<0.17	<0.14	<0.13	<0.13	--	--	--	--	--	--
10.33	10.33-01-082918	08/29/2018	RESAMPLE Bathroom air (2nd Floor)	<0.099	<0.10	**0.38**	<0.099	<0.099	<0.17	**0.38**	**0.59**	<0.13	--	--	--	--	--	--
10.33	10.33-02-082918	08/29/2018	RESAMPLE Kitchen/living room air (2nd Floor)	<0.099	<0.10	**0.46**	<0.099	<0.099	<0.17	**0.37**	**0.61**	<0.13	--	--	--	--	--	--
10.33	10.33-03-082918	08/29/2018	RESAMPLE Bedroom (office) air (2nd Floor)	<0.099	<0.10	**0.40**	<0.099	<0.099	<0.17	**0.43**	**0.60**	<0.13	--	--	--	--	--	--
10.33	10.33-03-082918-DUP	08/29/2018	RESAMPLE Bedroom (office) air (2nd Floor) (Duplicate)	<0.099	<0.10	**0.38**	<0.099	<0.099	<0.17	**0.41**	**0.63**	<0.13	--	--	--	--	--	--
10.33	10.33-AA-042619	04/26/2019	RESAMPLE Outdoor air	<0.099	<0.10	<0.10	<0.099	<0.099	<0.17	<0.14	**0.16**	<0.13	--	--	--	--	--	--
10.33	10.33-01-042619	04/26/2019	RESAMPLE Bedroom (office) air (2nd Floor)	<0.099	<0.10	**0.10**	<0.099	<0.099	<0.17	<0.14	<0.13	<0.13	--	--	--	--	--	--
10.33	10.33-11-042619	04/26/2019	RESAMPLE Bedroom (office) air (2nd Floor) (Duplicate)	<0.099	<0.10	**0.11**	<0.099	<0.099	<0.17	<0.14	<0.13	<0.13	--	--	--	--	--	--
10.33	10.33-02-042619	04/26/2019	RESAMPLE Bathroom air (2nd Floor)	<0.099	<0.10	**0.12**	<0.099	<0.099	<0.17	<0.14	<0.13	<0.13	--	--	--	--	--	--
10.33	10.33-03-042619	04/26/2019	RESAMPLE Kitchen/living room air (2nd Floor)	<0.099	<0.10	**0.19**	<0.099	<0.099	<0.17	<0.14	<0.13	<0.13	--	--	--	--	--	--
10.33	PSG-10-8-5 [4]	03/04/2019	Perimeter soil gas-10-8	<8.0	<8.0	<8.0	<8.0	<8.0	**78**	<8.0	**3,890**	<8.0	--	<80	<80	<80	--	--
10.33	PSG-10-8-15 [4]	03/04/2019	Perimeter soil gas-10-8	**26**	<8.0	<8.0	<8.0	<8.0	**295**	<8.0	**21,300**	<8.0	--	<80	<80	<80	--	--
10.33	PSG-10-9-5 [4]	03/04/2019	Perimeter soil gas-10-9	<8.0	<8.0	<8.0	<8.0	<8.0	**96**	<8.0	**6,090**	<8.0	--	<80	<80	<80	--	--
10.33	PSG-10-9-15 [4]	03/04/2019	Perimeter soil gas-10-9	**27**	<8.0	<8.0	<8.0	<8.0	**325**	<8.0	**24,100**	<8.0	--	<80	<80	<80	--	--
10.33	PSG-10-10-5 [4]	03/05/2019	Perimeter soil gas-10-10	<8.0	<8.0	<8.0	<8.0	<8.0	**103**	<8.0	**6,090**	<8.0	--	<80	<80	<80	--	--
10.33	PSG-10-10-15 [4]	03/05/2019	Perimeter soil gas-10-10	**34**	<8.0	<8.0	<8.0	<8.0	**343**	<8.0	**22,700**	<8.0	--	<80	<80	<80	--	--
10.33	PSG-10-11-5 [4]	03/05/2019	Perimeter soil gas-10-11	<8.0	<8.0	<8.0	<8.0	<8.0	**93**	<8.0	**4,910**	<8.0	--	<80	<80	<80	--	--
10.33	PSG-10-11-5 REP [4]	03/05/2019	Perimeter soil gas-10-11 (Replicate)	<8.0	<8.0	<8.0	<8.0	<8.0	**90**	<8.0	**4,770**	<8.0	--	<80	<80	<80	--	--
10.33	PSG-10-11-15 [4]	03/05/2019	Perimeter soil gas-10-11	**40**	<8.0	<8.0	<8.0	<8.0	**342**	<8.0	**22,600**	<8.0	--	<80	<80	<80	--	--
10.33	10.33-AA-112719	11/27/2019	RESAMPLE Outdoor air	<0.099	<0.10	<0.10	<0.099	<0.099	<0.17	<0.14	<0.13	<0.13	--	--	--	--	--	--
10.33	10.33-01-112719	11/27/2019	RESAMPLE Bathroom air (2nd Floor)	<0.099	<0.10	**0.18**	<0.099	<0.099	<0.17	<0.14	**0.15**	<0.13	--	--	--	--	--	--
10.33	10.33-02-112719	11/27/2019	RESAMPLE Kitchen/Living room air (2nd Floor)	<0.099	<0.10	**0.23**	<0.099	<0.099	<0.17	<0.14	**0.17**	<0.13	--	--	--	--	--	--
10.33	10.33-03-112719	11/27/2019	RESAMPLE Bedroom (office) air (2nd Floor)	<0.099	<0.10	**0.20**	<0.099	<0.099	**0.22**	<0.14	**0.18**	<0.13	--	--	--	--	--	--
10.33	PSG-10-8-5 [4]	07/16/2019	Perimeter soil gas-10-8	<8.0	<8.0	<8.0	<8.0	<8.0	**77**	<8.0	**4,060**	<8.0	--	<80	<80	<80	--	--
10.33	PSG-10-8-15 [4]	07/16/2019	Perimeter soil gas-10-8	**25**	<8.0	**10**	<8.0	<8.0	**244**	<8.0	**19,400**	<8.0	--	<80	<80	<80	--	--
10.33	PSG-10-9-5 [4]	07/17/2019	Perimeter soil gas-10-9	<8.0	<8.0	<8.0	<8.0	<8.0	**90**	<8.0	**5,070**	<8.0	--	<80	<80	<80	--	--
10.33	PSG-10-9-15 [4]	07/17/2019	Perimeter soil gas-10-9	**24**	<8.0	**13**	<8.0	<8.0	**242**	<8.0	**19,300**	<8.0	--	<80	<80	<80	--	--
10.33	PSG-10-9-15 REP [4]	07/17/2019	Perimeter soil gas-10-9 (Replicate)	**26**	<8.0	**14**	<8.0	<8.0	**274**	<8.0	**20,100**	<8.0	--	<80	<80	<80	--	--
10.33	PSG-10-10-5 [4]	07/17/2019	Perimeter soil gas-10-10	<8.0	<8.0	<8.0	<8.0	<8.0	**118**	<8.0	**5,590**	<8.0	--	<80	<80	<80	--	--
10.33	PSG-10-11-5 [4]	07/17/2019	Perimeter soil gas-10-11	<8.0	<8.0	<8.0	<8.0	<8.0	**88**	<8.0	**4,220**	<8.0	--	<80	<80	<80	--	--
10.33	PSG-10-11-15 [4]	07/17/2019	Perimeter soil gas-10-11	**31**	<8.0	<8.0	<8.0	<8.0	**209**	<8.0	**16,500**	<8.0	--	<80	<80	<80	--	--
10.33	10.33-AA-060221	06/02/2021	RESAMPLE Outdoor air	<0.099	<0.10	<0.10	<0.099	<0.099	<0.17	<0.14	<0.13	<0.13	--	--	--	--	--	--
10.33	10.33-01-060221	06/02/2021	RESAMPLE Bathroom air (2nd Floor)	<0.099	<0.10	**0.14**	<0.099	<0.099	<0.17	<0.14	<0.13	<0.13	--	--	--	--	--	--

TABLE A-6

HISTORICAL RESIDENTIAL INDOOR AIR AND SOIL GAS SAMPLING RESULTS
Former Ford Aeronutronic Facility
Newport Beach, California

Building ID	Sample ID	Date [2]	Location Description	Volatile Organic Compounds [1] (µg/m³)									Leak Detection Compounds [1]					
				1,1-DCE	1,1-DCA	1,2-DCA	cis-1,2-DCE	trans-1,2-DCE	PCE	1,1,1-TCA	TCE	Vinyl Chloride	Helium (ppmv)	Heptane (µg/m³)	Hexane (µg/m³)	Pentane (µg/m³)	TFA (µg/m³)	DFA (µg/m³)
10.33	10.33-02-060221	06/02/2021	RESAMPLE Kitchen/living room air (2nd Floor)	<0.099	<0.10	<0.10	<0.099	<0.099	<0.17	<0.14	<0.13	<0.13	--	--	--	--	--	--
10.33	10.33-03-060221	06/02/2021	RESAMPLE Bedroom (office) air (2nd Floor)	<0.099	<0.10	<0.10	<0.099	<0.099	<0.17	<0.14	<0.13	<0.13	--	--	--	--	--	--
10.33	PSG-10-8-5 [4]	06/01/2021	Perimeter soil gas-10-08 air	**2.0 J**	<8.0	<8.0	<8.0	<8.0	**58**	<8.0	**3,420**	<8.0	--	<80	<80	<80	--	--
10.33	PSG-10-8-15 [4]	06/01/2021	Perimeter soil gas-10-08 air	**14**	<8.0	**3.0 J**	<8.0	<8.0	**193**	<8.0	**18,000**	<8.0	--	<80	<80	<80	--	--
10.33	PSG-10-9-5 [4]	06/01/2021	Perimeter soil gas-10-09 air	**2.0 J**	<8.0	<8.0	<8.0	<8.0	**56**	<8.0	**3,170**	<8.0	--	<80	<80	<80	--	--
10.33	PSG-10-9-15 [4]	06/01/2021	Perimeter soil gas-10-09 air	**18**	<8.0	<8.0	<8.0	<8.0	**202**	<8.0	**19,600**	<8.0	--	<80	<80	<80	--	--
10.33	PSG-10-9-15 REP [4]	06/01/2021	Perimeter soil gas-10-09 air (Replicate)	**17**	<8.0	<8.0	<8.0	<8.0	**218**	<8.0	**20,000**	<8.0	--	<80	<80	<80	--	--
10.33	PSG-10-10-5 [4]	06/01/2021	Perimeter soil gas-10-10 air	**2.0 J**	<8.0	<8.0	<8.0	<8.0	**67**	<8.0	**2,980**	<8.0	--	<80	<80	<80	--	--
10.33	PSG-10-11-5 [4]	06/01/2021	Perimeter soil gas-10-11 air	**3.0 J**	<8.0	<8.0	<8.0	<8.0	**57**	<8.0	**2,780**	<8.0	--	<80	<80	<80	--	--
10.33	PSG-10-11-15 [4]	06/01/2021	Perimeter soil gas-10-11 air	**17**	**3.0 J**	<8.0	<8.0	<8.0	**179**	<8.0	**15,500**	<8.0	--	<80	<80	<80	--	--
10.33	10.33-AA-060822	06/08/2022	RESAMPLE Outdoor air	<0.099	<0.10	<0.10	<0.20	<0.099	<0.17	<0.14	<0.13	<0.13	--	--	--	--	--	--
10.33	10.33-01-060822	06/08/2022	RESAMPLE Bathroom air (2nd Floor)	<0.22	<0.22	<0.22	<0.44	<0.22	<0.38	<0.30	<0.30	<0.28	--	--	--	--	--	--
10.33	10.33-11-060822	06/08/2022	RESAMPLE Bathroom air (2nd Floor) (Replicate)	<0.099	<0.10	**0.11**	<0.20	<0.099	<0.17	<0.14	<0.13	<0.13	--	--	--	--	--	--
10.33	10.33-02-060822 [7]	06/08/2022	RESAMPLE Kitchen/living room air (2nd Floor)	<0.22	<0.23	<0.23	<0.45	<0.22	<0.38	<0.31	<0.30	<0.29	--	--	--	--	--	--
10.33	10.33-03-060822	06/08/2022	RESAMPLE Bedroom (office) air (2nd Floor)	<0.099	<0.10	<0.10	<0.20	<0.099	<0.17	<0.14	<0.13	<0.13	--	--	--	--	--	--
10.33	PSG-10-8-5 [4]	05/03/2022	Perimeter soil gas-10-08 air	<4.0	<4.0	<4.0	<4.0	<4.0	**59 J+**	<4.0	**2,510**	<4.0	--	<40	<40	<40	--	--
10.33	PSG-10-8-15 [4]	05/03/2022	Perimeter soil gas-10-08 air	**9.0**	<4.0	<4.0	<4.0	<4.0	**181 J+**	<4.0	**9,680**	<4.0	--	<40	<40	<40	--	--
10.33	PSG-10-8-15 REP [4]	05/03/2022	Perimeter soil gas-10-08 air (Replicate)	**8.0**	<4.0	<4.0	<4.0	<4.0	**173 J+**	<4.0	**9,260**	<4.0	--	<40	<40	<40	--	--
10.33	PSG-10-9-5 [4]	05/03/2022	Perimeter soil gas-10-09 air	<4.0	<4.0	<4.0	<4.0	<4.0	**49 J+**	<4.0	**1,900**	<4.0	--	<40	<40	<40	--	--
10.33	PSG-10-9-15 [4]	05/03/2022	Perimeter soil gas-10-09 air	**10**	<4.0	<4.0	<4.0	<4.0	**201 J+**	<4.0	**10,800**	<4.0	--	<40	<40	<40	--	--
10.33	PSG-10-10-5 [4]	05/03/2022	Perimeter soil gas-10-10 air	<4.0	<4.0	<4.0	<4.0	<4.0	**59 J+**	<4.0	**2,120 J+**	<4.0	--	<40	<40	<40	--	--
10.33	PSG-10-11-5 [4]	05/03/2022	Perimeter soil gas-10-11 air	<4.0	<4.0	<4.0	<4.0	<4.0	**72 J+**	<4.0	**2,640 J+**	<4.0	--	<40	<40	<40	--	--
10.33	PSG-10-11-15 [4]	05/03/2022	Perimeter soil gas-10-11 air	**7.0**	<4.0	<4.0	<4.0	<4.0	**178 J+**	<4.0	**9,260 J+**	<4.0	--	<40	<40	<40	--	--
10.33	PSG-10-11-15 REP [4]	05/03/2022	Perimeter soil gas-10-11 air (Replicate)	**7.0**	<4.0	<4.0	<4.0	<4.0	**180 J+**	<4.0	**9,400 J+**	<4.0	--	<40	<40	<40	--	--
10.36	10.36-AA-041919	04/19/2019	Outdoor air	<0.099	<0.10	<0.10	<0.099	<0.099	<0.17	<0.14	<0.13	<0.13	--	--	--	--	--	--
10.36	10.36-01-041919	04/19/2019	Living room air (1st Floor)	<0.099	<0.10	**2.9**	<0.099	<0.099	<0.17	<0.14	**0.52**	<0.13	--	--	--	--	--	--
10.36	10.36-02-041919	04/19/2019	Bathroom air (1st Floor)	<0.099	<0.10	**2.9**	<0.099	<0.099	<0.17	<0.14	**0.59**	<0.13	--	--	--	--	--	--
10.36	10.36-03-041919	04/19/2019	Bedroom air (2nd Floor)	<0.099	<0.10	**6.8**	<0.099	<0.099	<0.17	<0.14	**0.57**	<0.13	--	--	--	--	--	--
10.36	10.36-AA-070319	07/03/2019	RESAMPLE Outdoor air	<0.099	<0.10	<0.10	<0.099	<0.099	<0.17	<0.14	<0.13	<0.13	--	--	--	--	--	--
10.36	10.36-01-070319	07/03/2019	RESAMPLE Living room air (1st Floor)	<0.099	<0.10	<0.10	<0.099	<0.099	<0.17	<0.14	<0.13	<0.13	--	--	--	--	--	--
10.36	10.36-11-070319	07/03/2019	RESAMPLE Living room air (1st Floor) (Duplicate)	<0.099	<0.10	<0.10	<0.099	<0.099	<0.17	<0.14	<0.13	<0.13	--	--	--	--	--	--
10.36	10.36-02-070319	07/03/2019	RESAMPLE Bathroom air (1st Floor)	<0.099	<0.10	<0.10	<0.099	<0.099	<0.17	<0.14	<0.13	<0.13	--	--	--	--	--	--
10.36	10.36-03-070319	07/03/2019	RESAMPLE Bedroom air (2nd Floor)	<0.099	<0.10	<0.10	<0.099	<0.099	<0.17	<0.14	<0.13	<0.13	--	--	--	--	--	--
10.36	PSG-10-12-5 [4]	03/05/2019	Perimeter soil gas-10-12	<8.0	<8.0	<8.0	<8.0	<8.0	**106**	<8.0	**6,120**	<8.0	--	<80	<80	<80	--	--
10.36	PSG-10-12-15 [4]	03/05/2019	Perimeter soil gas-10-12	**52**	**5.0 J**	<8.0	<8.0	<8.0	**406**	<8.0	**27,700**	<8.0	--	<80	<80	<80	--	--
10.36	PSG-10-13-5 [4]	03/05/2019	Perimeter soil gas-10-13	**4.0 J**	<8.0	<8.0	<8.0	<8.0	**98**	<8.0	**5,940**	<8.0	--	<80	<80	<80	--	--
10.36	PSG-10-13-15 [4]	03/05/2019	Perimeter soil gas-10-13	**45**	<8.0	<8.0	<8.0	<8.0	**358**	<8.0	**25,200**	<8.0	--	<80	<80	<80	--	--
10.36	10.36-AA-112719	11/27/2019	RESAMPLE Outdoor air	<0.099 UJ	<0.10 UJ	<0.10 UJ	<0.099 UJ	<0.099 UJ	<0.17 UJ	<0.14 UJ	<0.13 UJ	<0.13 UJ	--	--	--	--	--	--
10.36	10.36-01-112719	11/27/2019	RESAMPLE Living room air (1st Floor)	<0.099	<0.10	**0.11**	<0.099	<0.099	<0.17	<0.14	**0.44**	<0.13	--	--	--	--	--	--
10.36	10.36-11-112719	11/27/2019	RESAMPLE Living room air (1st Floor) (Duplicate)	<0.099	<0.10	**0.12**	<0.099	<0.099	<0.17	<0.14	**0.44**	<0.13	--	--	--	--	--	--
10.36	10.36-02-112719	11/27/2019	RESAMPLE Bathroom air (1st Floor)	<0.099	<0.10	**0.12**	<0.099	<0.099	<0.17	<0.14	**0.45**	<0.13	--	--	--	--	--	--
10.36	10.36-03-112719	11/27/2019	RESAMPLE Bedroom air (2nd Floor)	<0.099	<0.10	<0.10	<0.099	<0.099	**0.17**	<0.14	**0.35**	<0.13	--	--	--	--	--	--
10.36	PSG-10-12-5 [4]	07/17/2019	Perimeter soil gas-10-12	<8.0	<8.0	<8.0	<8.0	<8.0	**103**	<8.0	**4,950**	<8.0	--	<80	<80	<80	--	--
10.36	PSG-10-12-15 [4]	07/17/2019	Perimeter soil gas-10-12	**42**	<8.0	<8.0	<8.0	<8.0	**270**	<8.0	**21,500**	<8.0	--	<80	<80	<80	--	--
10.36	PSG-10-13-5 [4]	07/17/2019	Perimeter soil gas-10-13	**5.0 J**	<8.0	<8.0	<8.0	<8.0	**98**	<8.0	**5,150**	<8.0	--	<80	<80	<80	--	--
10.36	PSG-10-13-15 [4]	07/17/2019	Perimeter soil gas-10-13	**43**	<8.0	<8.0	<8.0	<8.0	**297**	<8.0	**22,600**	<8.0	--	<80	<80	<80	--	--
10.36	10.36-AA-052821	05/28/2021	RESAMPLE Outdoor air	<0.099	<0.10	<0.10	<0.099	<0.099	<0.17	<0.14	<0.13	<0.13	--	--	--	--	--	--
10.36	10.36-01-052821	05/28/2021	RESAMPLE Living room air (1st Floor)	<0.099	<0.10	**2.6 J**	<0.099	<0.099	<0.17	<0.14	**0.27**	<0.13	--	--	--	--	--	--
10.36	10.36-11-052821	05/28/2021	RESAMPLE Living room air (1st Floor) (Replicate)	<0.099	<0.10	**1.8 J**	<0.099	<0.099	<0.17	<0.14	**0.19**	<0.13	--	--	--	--	--	--
10.36	10.36-02-052821	05/28/2021	RESAMPLE Bathroom air (1st Floor)	<0.099	<0.10	**1.5**	<0.099	<0.099	**2.9**	<0.14	**0.26**	<0.13	--	--	--	--	--	--
10.36	10.36-03-052821	05/28/2021	RESAMPLE Bedroom (master) air (2nd Floor)	<0.099	<0.10	**1.7**	<0.099	<0.099	**0.32**	<0.14	**0.29**	<0.13	--	--	--	--	--	--
10.36	PSG-10-12-5 [4]	06/01/2021	Perimeter soil gas-10-12 air	**3.0 J**	<8.0	<8.0	<8.0	<8.0	**76**	<8.0	**3,640**	<8.0	--	<80	<80	<80	--	--
10.36	PSG-10-12-15 [4]	06/01/2021	Perimeter soil gas-10-12 air	**25**	**4.0 J**	<8.0	<8.0	<8.0	**230**	<8.0	**21,400**	<8.0	--	<80	<80	<80	--	--
10.36	PSG-10-13-5 [4]	06/01/2021	Perimeter soil gas-10-13 air	<8.0	<8.0	<8.0	<8.0	<8.0	**69**	<8.0	**3,310**	<8.0	--	<80	<80	<80	--	--
10.36	PSG-10-13-15 [4]	06/01/2021	Perimeter soil gas-10-13 air	**22**	**4.0 J**	<8.0	<8.0	<8.0	**224**	<8.0	**21,200**	<8.0	--	<80	<80	<80	--	--
10.37	10.37-AA-040319	04/03/2019	Outdoor air	<0.099	<0.10	<0.10	<0.099	<0.099	<0.17	<0.14	<0.13	<0.13	--	--	--	--	--	--

TABLE A-6

HISTORICAL RESIDENTIAL INDOOR AIR AND SOIL GAS SAMPLING RESULTS
Former Ford Aeronutronic Facility
Newport Beach, California

Building ID	Sample ID	Date [2]	Location Description	Volatile Organic Compounds [1] (µg/m³)									Leak Detection Compounds [1]					
				1,1-DCE	1,1-DCA	1,2-DCA	cis-1,2-DCE	trans-1,2-DCE	PCE	1,1,1-TCA	TCE	Vinyl Chloride	Helium (ppmv)	Heptane (µg/m³)	Hexane (µg/m³)	Pentane (µg/m³)	TFA (µg/m³)	DFA (µg/m³)
10.37	10.37-01-040319	04/03/2019	Dining room air (1st Floor)	<0.099	<0.10	<0.10	<0.099	<0.099	**0.24**	<0.14	**0.23**	<0.13	--	--	--	--	--	--
10.37	10.37-11-040319	04/03/2019	Dining room air (1st Floor) (Duplicate)	<0.099	<0.10	<0.10	<0.099	<0.099	<0.17	<0.14	**0.23**	<0.13	--	--	--	--	--	--
10.37	10.37-02-040319	04/03/2019	Bathroom air (1st Floor)	<0.099	<0.10	<0.10	<0.099	<0.099	<0.17	<0.14	**0.32**	<0.13	--	--	--	--	--	--
10.37	10.37-03-040319	04/03/2019	Bedroom (master) air (2nd Floor)	<0.099	<0.10	**0.11**	<0.099	<0.099	<0.17	<0.14	<0.13	<0.13	--	--	--	--	--	--
10.37	PSG-10-12-5 [4]	03/05/2019	Perimeter soil gas-10-12	<8.0	<8.0	<8.0	<8.0	<8.0	**106**	<8.0	**6,120**	<8.0	--	<80	<80	<80	--	--
10.37	PSG-10-12-15 [4]	03/05/2019	Perimeter soil gas-10-12	**52**	**5.0 J**	<8.0	<8.0	<8.0	**406**	<8.0	**27,700**	<8.0	--	<80	<80	<80	--	--
10.37	PSG-10-13-5 [4]	03/05/2019	Perimeter soil gas-10-13	**4.0 J**	<8.0	<8.0	<8.0	<8.0	**98**	<8.0	**5,940**	<8.0	--	<80	<80	<80	--	--
10.37	PSG-10-13-15 [4]	03/05/2019	Perimeter soil gas-10-13	**45**	<8.0	<8.0	<8.0	<8.0	**358**	<8.0	**25,200**	<8.0	--	<80	<80	<80	--	--
10.37	10.37-AA-092519	09/25/2019	RESAMPLE Outdoor air	<0.24 UJ	<0.24 UJ	<0.24 UJ	<0.24 UJ	<0.24 UJ	<0.41 UJ	<0.33 UJ	<0.32 UJ	<0.31 UJ	--	--	--	--	--	--
10.37	10.37-01-092519	09/25/2019	RESAMPLE Dining room air (1st Floor)	<0.099	<0.10	**0.12**	<0.099	<0.099	<0.17	<0.14	**0.45**	<0.13	--	--	--	--	--	--
10.37	10.37-11-092519	09/25/2019	RESAMPLE Dining room air (1st Floor) (Duplicate)	<0.099	<0.10	**0.11**	<0.099	<0.099	<0.17	<0.14	**0.38**	<0.13	--	--	--	--	--	--
10.37	10.37-02-092519	09/25/2019	RESAMPLE Bathroom air (1st Floor)	<0.099	<0.10	**0.18**	<0.099	<0.099	<0.17	<0.14	**0.51**	<0.13	--	--	--	--	--	--
10.37	10.37-03-092519	09/25/2019	RESAMPLE Bedroom (master) air (2nd Floor)	<0.099	<0.10	**0.13**	<0.099	<0.099	<0.17	<0.14	**0.29**	<0.13	--	--	--	--	--	--
10.37	PSG-10-12-5 [4]	07/17/2019	Perimeter soil gas-10-12	<8.0	<8.0	<8.0	<8.0	<8.0	**103**	<8.0	**4,950**	<8.0	--	<80	<80	<80	--	--
10.37	PSG-10-12-15 [4]	07/17/2019	Perimeter soil gas-10-12	**42**	<8.0	<8.0	<8.0	<8.0	**270**	<8.0	**21,500**	<8.0	--	<80	<80	<80	--	--
10.37	PSG-10-13-5 [4]	07/17/2019	Perimeter soil gas-10-13	**5.0 J**	<8.0	<8.0	<8.0	<8.0	**98**	<8.0	**5,150**	<8.0	--	<80	<80	<80	--	--
10.37	PSG-10-13-15 [4]	07/17/2019	Perimeter soil gas-10-13	**43**	<8.0	<8.0	<8.0	<8.0	**297**	<8.0	**22,600**	<8.0	--	<80	<80	<80	--	--
10.37	10.37-AA-022820	02/28/2020	RESAMPLE Outdoor air	<0.099	<0.10	<0.10	<0.099	<0.099	<0.17	<0.14	<0.13	<0.13	--	--	--	--	--	--
10.37	10.37-01-022820-M	02/28/2020	RESAMPLE Dining room air (1st Floor) (M)	<0.099	<0.10	**0.13**	<0.099	<0.099	<0.17	<0.14	**0.24**	<0.13	--	--	--	--	--	--
10.37	10.37-02-022820-M	02/28/2020	RESAMPLE Bedroom (office) air (1st Floor) (M)	<0.099	<0.10	**0.15**	<0.099	<0.099	<0.17	<0.14	**0.20**	<0.13	--	--	--	--	--	--
10.37	10.37-03-022820-M	02/28/2020	RESAMPLE Bedroom (master) air (2nd Floor) (M)	<0.099	<0.10	**0.15**	<0.099	<0.099	<0.17	<0.14	<0.13	<0.13	--	--	--	--	--	--
10.37	PSG-10-12-5 [4]	01/29/2020	Perimeter soil gas-10-12	**41**	<8.0	<8.0	<8.0	<8.0	**166**	<8.0	**4,660**	<8.0	--	<80	<80	<80	--	--
10.37	PSG-10-12-15 [4]	01/29/2020	Perimeter soil gas-10-12	**35**	<8.0	<8.0	<8.0	<8.0	**284**	<8.0	**19,300**	<8.0	--	<80	<80	<80	--	--
10.37	PSG-10-13-5 [4]	01/29/2020	Perimeter soil gas-10-13	<8.0	<8.0	<8.0	<8.0	<8.0	**79**	<8.0	**4,270**	<8.0	--	<80	<80	<80	--	--
10.37	PSG-10-13-5 REP [4]	01/29/2020	Perimeter soil gas-10-13 (Replicate)	<8.0	<8.0	<8.0	<8.0	<8.0	**84**	<8.0	**4,280**	<8.0	--	<80	<80	<80	--	--
10.37	PSG-10-13-15 [4]	01/29/2020	Perimeter soil gas-10-13	**42**	**5.0 J**	<8.0	<8.0	<8.0	**326**	<8.0	**21,200**	<8.0	--	<80	<80	<80	--	--
10.37	10.37-AA-061821	06/18/2021	RESAMPLE Outdoor air	<0.099	<0.10	<0.10	<0.099	<0.099	<0.17	<0.14	<0.13	<0.13	--	--	--	--	--	--
10.37	10.37-01-061821-M	06/18/2021	RESAMPLE Dining room air (1st Floor) (M)	<0.099	<0.10	**0.14**	<0.099	<0.099	<0.17	<0.14	**0.53**	<0.13	--	--	--	--	--	--
10.37	10.37-02-061821-M	06/18/2021	RESAMPLE Bathroom air (1st Floor) (M)	<0.099	<0.10	**0.17**	<0.099	<0.099	<0.17	<0.14	**0.89**	<0.13	--	--	--	--	--	--
10.37	10.37-03-061821-M	06/18/2021	RESAMPLE Bedroom (master) air (2nd Floor) (M)	<0.099	<0.10	**0.17**	<0.099	<0.099	<0.17	<0.14	**0.48**	<0.13	--	--	--	--	--	--
10.37	PSG-10-12-5 [4]	06/01/2021	Perimeter soil gas-10-12 air	**3.0 J**	<8.0	<8.0	<8.0	<8.0	**76**	<8.0	**3,640**	<8.0	--	<80	<80	<80	--	--
10.37	PSG-10-12-15 [4]	06/01/2021	Perimeter soil gas-10-12 air	**25**	**4.0 J**	<8.0	<8.0	<8.0	**230**	<8.0	**21,400**	<8.0	--	<80	<80	<80	--	--
10.37	PSG-10-13-5 [4]	06/01/2021	Perimeter soil gas-10-13 air	<8.0	<8.0	<8.0	<8.0	<8.0	**69**	<8.0	**3,310**	<8.0	--	<80	<80	<80	--	--
10.37	PSG-10-13-15 [4]	06/01/2021	Perimeter soil gas-10-13 air	**22**	**4.0 J**	<8.0	<8.0	<8.0	**224**	<8.0	**21,200**	<8.0	--	<80	<80	<80	--	--
10.37	10.37-AA-070921	07/09/2021	RESAMPLE Outdoor air	<0.099	<0.10	<0.10	<0.099	<0.099	<0.17	<0.14	<0.13	<0.13	--	--	--	--	--	--
10.37	10.37-01-070921-M	07/09/2021	RESAMPLE Dining room air (1st Floor) (M)	<0.099	<0.10	<0.10	<0.099	<0.099	<0.17	<0.14	**0.21**	<0.13	--	--	--	--	--	--
10.37	10.37-02-073021-M	07/30/2021	RESAMPLE Bathroom air (1st Floor) (M)	<0.099	<0.10	<0.10	<0.099	<0.099	<0.17	<0.14	**0.14**	<0.13	--	--	--	--	--	--
10.37	10.37-03-070921-M	07/09/2021	RESAMPLE Bedroom (master) air (2nd Floor) (M)	<0.099	<0.10	<0.10	<0.099	<0.099	<0.17	<0.14	<0.13	<0.13	--	--	--	--	--	--
10.37	PSG-10-12-5 [4]	09/10/2021	Perimeter soil gas-10-12 air	<8.0	<8.0	<8.0	<8.0	<8.0	**66 J**	<8.0	**2,830**	<8.0	--	<80	<80	<80	--	--
10.37	PSG-10-12-15 [4]	09/10/2021	Perimeter soil gas-10-12 air	**12**	<8.0	<8.0	<8.0	<8.0	**238 J**	<8.0	**15,900**	<8.0	--	<80	<80	<80	--	--
10.37	PSG-10-12-15 REP [4]	09/10/2021	Perimeter soil gas-10-12 air (Replicate)	**7.0 J**	<8.0	<8.0	<8.0	<8.0	**221 J**	<8.0	**15,000**	<8.0	--	<80	<80	<80	--	--
10.37	PSG-10-13-5 [4]	09/10/2021	Perimeter soil gas-10-13 air	<8.0	<8.0	<8.0	<8.0	<8.0	**65 J**	<8.0	**3,020**	<8.0	--	<80	<80	<80	--	--
10.37	PSG-10-13-15 [4]	09/10/2021	Perimeter soil gas-10-13 air	**9.0**	<8.0	<8.0	<8.0	<8.0	**230 J**	<8.0	**15,600**	<8.0	--	<80	<80	<80	--	--
10.37	10.37-AA-011422	01/14/2022	RESAMPLE Outdoor air	<0.099 UJ	<0.10 UJ	<0.10 UJ	<0.099 UJ	<0.099 UJ	**0.24 J**	<0.14 UJ	**0.14 J**	<0.13 UJ	--	--	--	--	--	--
10.37	10.37-01-011422-M	01/14/2022	RESAMPLE Dining room air (1st Floor) (M)	<0.099	<0.10	<0.10	<0.099	<0.099	**0.23**	<0.14	**0.13**	<0.13	--	--	--	--	--	--
10.37	10.37-02-011422-M	01/14/2022	RESAMPLE Bathroom air (1st Floor) (M)	<0.099	<0.10	<0.10	<0.099	<0.099	<0.17	<0.14	**0.14**	<0.13	--	--	--	--	--	--
10.37	10.37-03-011422-M	01/14/2022	RESAMPLE Bedroom (master) air (2nd Floor) (M)	<0.099	<0.10	<0.10	<0.099	<0.099	<0.17	<0.14	<0.13	<0.13	--	--	--	--	--	--
10.37	PSG-10-12-5 [4]	01/10/2022	Perimeter soil gas-10-12 air	<4.0	<4.0	<4.0	<4.0	<4.0	**57**	<4.0	**2,870**	<4.0	--	<40	<40	<40	--	--
10.37	PSG-10-12-15 [4]	01/10/2022	Perimeter soil gas-10-12 air	**15**	<4.0	<4.0	<4.0	<4.0	**231**	<4.0	**15,400**	<4.0	--	<40	<40	<40	--	--
10.37	PSG-10-13-5 [4]	01/10/2022	Perimeter soil gas-10-13 air	<4.0	<4.0	<4.0	<4.0	<4.0	**49**	<4.0	**2,530**	<4.0	--	<40	<40	<40	--	--
10.37	PSG-10-13-15 [4]	01/10/2022	Perimeter soil gas-10-13 air	**13**	<4.0	<4.0	<4.0	<4.0	**224**	<4.0	**14,700**	<4.0	--	<40	<40	<40	--	--
10.37	10.37-AA-071322	07/13/2022	RESAMPLE Outdoor air	<0.099	<0.10	<0.10	<0.20	<0.099	<0.17	<0.14	<0.13	<0.13	--	--	--	--	--	--
10.37	10.37-01-071322-M	07/13/2022	RESAMPLE Dining room air (1st Floor) (M)	<0.099	<0.10	**0.14**	<0.20	<0.099	<0.17	<0.14	**0.39**	<0.13	--	--	--	--	--	--
10.37	10.37-02-071322-M	07/13/2022	RESAMPLE Bathroom air (1st Floor) (M)	<0.099	<0.10	**0.16**	<0.20	<0.099	<0.17	<0.14	**0.76**	<0.13	--	--	--	--	--	--
10.37	10.37-03-071322-M	07/13/2022	RESAMPLE Bedroom (master) air (2nd Floor) (M)	<0.099	<0.10	**0.17 J+**	<0.20	<0.099	<0.17	<0.14	**0.23 J+**	<0.13	--	--	--	--	--	--
10.37	PSG-10-12-5 [4]	05/03/2022	Parcel 10, perimeter soil gas-10-12	<4.0	<4.0	<4.0	<4.0	<4.0	**78 J+**	<4.0	**2,920 J+**	<4.0	--	<40	<40	<40	--	--

TABLE A-6

HISTORICAL RESIDENTIAL INDOOR AIR AND SOIL GAS SAMPLING RESULTS
Former Ford Aeronutronic Facility
Newport Beach, California

Building ID	Sample ID	Date [2]	Location Description	Volatile Organic Compounds [1] (µg/m³)									Leak Detection Compounds [1]					
				1,1-DCE	1,1-DCA	1,2-DCA	cis-1,2-DCE	trans-1,2-DCE	PCE	1,1,1-TCA	TCE	Vinyl Chloride	Helium (ppmv)	Heptane (µg/m³)	Hexane (µg/m³)	Pentane (µg/m³)	TFA (µg/m³)	DFA (µg/m³)
10.37	PSG-10-12-15 [4]	05/03/2022	Parcel 10, perimeter soil gas-10-12	<4.0	<4.0	<4.0	<4.0	<4.0	**225 J+**	<4.0	**11,600 J+**	<4.0	--	<40	<40	<40	--	--
10.37	PSG-10-13-5 [4]	05/03/2022	Parcel 10, perimeter soil gas-10-13	<4.0	<4.0	<4.0	<4.0	<4.0	**69 J+**	<4.0	**2,700 J+**	<4.0	--	<40	<40	<40	--	--
10.37	PSG-10-13-15 [4]	05/03/2022	Parcel 10, perimeter soil gas-10-13	**11**	<4.0	<4.0	<4.0	<4.0	**229 J+**	<4.0	**11,700 J+**	<4.0	--	<40	<40	<40	--	--
10.37	10.37-AA-092322	09/23/2022	RESAMPLE Outdoor air	<0.099	<0.10	<0.10	<0.20	<0.099	**0.62**	<0.14	<0.13	<0.13	--	--	--	--	--	--
10.37	10.37-01-092322-M	09/23/2022	RESAMPLE Dining room air (1st Floor) (M)	<0.099	<0.10	**0.11**	<0.20	<0.099	<0.17	<0.14	**0.29**	<0.13	--	--	--	--	--	--
10.37	10.37-11-092322-M	09/23/2022	RESAMPLE Dining room air (1st Floor) (M) (Replicate)	<0.099	<0.10	<0.10	<0.20	<0.099	<0.17	<0.14	**0.25**	<0.13	--	--	--	--	--	--
10.37	10.37-02-092322-M	09/23/2022	RESAMPLE Bathroom air (1st Floor) (M)	<0.099	<0.10	<0.10	<0.20	<0.099	<0.17	<0.14	**0.14**	<0.13	--	--	--	--	--	--
10.37	10.37-03-092322-M	09/23/2022	RESAMPLE Bedroom (master) air (2nd Floor) (M)	<0.099	<0.10	**0.22**	<0.20	<0.099	<0.17	<0.14	<0.13	<0.13	--	--	--	--	--	--
10.37	PSG-10-13-5 [4]	08/16/2022	Perimeter soil gas-10-13	<100 UJ	<100	<20	<100	<100 UJ	**34 J**	<100	**2,000 J+**	<10 UJ	--	--	--	--	--	<100
10.37	PSG-10-13-15 [4]	08/16/2022	Perimeter soil gas-10-13	<100 UJ	<100 UJ	<20 UJ	<100 UJ	<100 UJ	**170 J**	<100 UJ	**13,000 J+**	<10 UJ	--	--	--	--	--	<100
10.37	PSG-10-13-15 REP [4]	08/16/2022	Perimeter soil gas-10-13 (Replicate)	<100 UJ	<100 UJ	<20 UJ	<100 UJ	<100 UJ	**94 J**	<100 UJ	**9,300 J+**	<10 UJ	--	--	--	--	--	<100
10.38	10.38-AA-032019	03/20/2019	Outdoor air	<0.099	<0.10	<0.10	<0.099	<0.099	<0.17	<0.14	<0.13	<0.13	--	--	--	--	--	--
10.38	10.38-01-032019	03/20/2019	Dining room air (1st Floor)	<0.099	**0.11**	**4.8**	<0.099	<0.099	<0.17	<0.14	**0.48**	<0.13	--	--	--	--	--	--
10.38	10.38-02-032019	03/20/2019	Bathroom air (1st Floor)	<0.099	**0.12**	**5.9**	<0.099	<0.099	<0.17	<0.14	**0.54**	<0.13	--	--	--	--	--	--
10.38	10.38-03-032019	03/20/2019	Bedroom (master) air (1st Floor)	<0.16	<0.16	**5.2**	<0.16	<0.16	<0.27	<0.22	**0.63**	<0.21	--	--	--	--	--	--
10.38	10.38-AA-051019	05/10/2019	RESAMPLE Outdoor air	<0.099	<0.10	**0.11**	<0.099	<0.099	<0.17	<0.14	<0.13	<0.13	--	--	--	--	--	--
10.38	10.38-01-051019	05/10/2019	RESAMPLE Dining room air (1st Floor)	<0.099	<0.10	**3.3**	<0.099	<0.099	**2.7**	<0.14	**0.39**	<0.13	--	--	--	--	--	--
10.38	10.38-02-051019	05/10/2019	RESAMPLE Bathroom air (1st Floor)	<0.099	**0.10**	**5.0**	<0.099	<0.099	**3.3**	<0.14	**0.52**	<0.13	--	--	--	--	--	--
10.38	10.38-03-051019	05/10/2019	RESAMPLE Bedroom (master) air (1st Floor)	<0.099	**0.11**	**4.2**	<0.099	<0.099	**6.7**	<0.14	**0.65**	<0.13	--	--	--	--	--	--
10.38	PSG-10-12-5 [4]	03/05/2019	Perimeter soil gas-10-12	<8.0	<8.0	<8.0	<8.0	<8.0	**106**	<8.0	**6,120**	<8.0	--	<80	<80	<80	--	--
10.38	PSG-10-12-15 [4]	03/05/2019	Perimeter soil gas-10-12	**52**	**5.0 J**	<8.0	<8.0	<8.0	**406**	<8.0	**27,700**	<8.0	--	<80	<80	<80	--	--
10.38	PSG-10-13-5 [4]	03/05/2019	Perimeter soil gas-10-13	**4.0 J**	<8.0	<8.0	<8.0	<8.0	**98**	<8.0	**5,940**	<8.0	--	<80	<80	<80	--	--
10.38	PSG-10-13-15 [4]	03/05/2019	Perimeter soil gas-10-13	**45**	<8.0	<8.0	<8.0	<8.0	**358**	<8.0	**25,200**	<8.0	--	<80	<80	<80	--	--
10.38	10.38-AA-120619	12/06/2019	RESAMPLE Outdoor air	<0.099	<0.10	<0.10	<0.099	<0.099	**0.17**	<0.14	**0.33**	<0.13	--	--	--	--	--	--
10.38	10.38-01-120619	12/06/2019	RESAMPLE Dining room air (1st Floor)	<0.099	<0.10	**3.5**	<0.099	<0.099	**0.39**	<0.14	**0.31**	<0.13	--	--	--	--	--	--
10.38	10.38-02-120619	12/06/2019	RESAMPLE Bathroom air (1st Floor)	<0.099	<0.10	**4.0**	<0.099	<0.099	**0.38**	<0.14	**0.31**	<0.13	--	--	--	--	--	--
10.38	10.38-03-120619	12/06/2019	RESAMPLE Bedroom (master) air (1st Floor)	<0.099	<0.10	**3.9**	<0.099	<0.099	**0.78**	<0.14	**0.43**	<0.13	--	--	--	--	--	--
10.38	PSG-10-12-5 [4]	07/17/2019	Perimeter soil gas-10-12	<8.0	<8.0	<8.0	<8.0	<8.0	**103**	<8.0	**4,950**	<8.0	--	<80	<80	<80	--	--
10.38	PSG-10-12-15 [4]	07/17/2019	Perimeter soil gas-10-12	**42**	<8.0	<8.0	<8.0	<8.0	**270**	<8.0	**21,500**	<8.0	--	<80	<80	<80	--	--
10.38	PSG-10-13-5 [4]	07/17/2019	Perimeter soil gas-10-13	**5.0 J**	<8.0	<8.0	<8.0	<8.0	**98**	<8.0	**5,150**	<8.0	--	<80	<80	<80	--	--
10.38	PSG-10-13-15 [4]	07/17/2019	Perimeter soil gas-10-13	**43**	<8.0	<8.0	<8.0	<8.0	**297**	<8.0	**22,600**	<8.0	--	<80	<80	<80	--	--
10.38	10.38-AA-022620	02/26/2020	RESAMPLE Outdoor air	<0.099	<0.10	<0.10	<0.099	<0.099	<0.17	<0.14	<0.13	<0.13	--	--	--	--	--	--
10.38	10.38-01-022620-M	02/26/2020	RESAMPLE Dining room air (1st Floor) (M)	<0.099	<0.10	**0.56**	<0.099	<0.099	<0.17	<0.14	<0.13	<0.13	--	--	--	--	--	--
10.38	10.38-02-022620-M	02/26/2020	RESAMPLE Bathroom air (1st Floor) (M)	<0.099	<0.10	**1.9**	<0.099	<0.099	<0.17	<0.14	**0.13**	<0.13	--	--	--	--	--	--
10.38	10.38-03-022620-M	02/26/2020	RESAMPLE Bedroom (master) air (1st Floor) (M)	<0.099	<0.10	**0.78**	<0.099	<0.099	**0.29**	<0.14	**0.19**	<0.13	--	--	--	--	--	--
10.38	PSG-10-12-5 [4]	01/29/2020	Perimeter soil gas-10-12	**41**	<8.0	<8.0	<8.0	<8.0	**166**	<8.0	**4,660**	<8.0	--	<80	<80	<80	--	--
10.38	PSG-10-12-15 [4]	01/29/2020	Perimeter soil gas-10-12	**35**	<8.0	<8.0	<8.0	<8.0	**284**	<8.0	**19,300**	<8.0	--	<80	<80	<80	--	--
10.38	PSG-10-13-5 [4]	01/29/2020	Perimeter soil gas-10-13	<8.0	<8.0	<8.0	<8.0	<8.0	**79**	<8.0	**4,270**	<8.0	--	<80	<80	<80	--	--
10.38	PSG-10-13-5 REP [4]	01/29/2020	Perimeter soil gas-10-13 (Replicate)	<8.0	<8.0	<8.0	<8.0	<8.0	**84**	<8.0	**4,280**	<8.0	--	<80	<80	<80	--	--
10.38	PSG-10-13-15 [4]	01/29/2020	Perimeter soil gas-10-13	**42**	**5.0 J**	<8.0	<8.0	<8.0	**326**	<8.0	**21,200**	<8.0	--	<80	<80	<80	--	--
10.38	10.38-AA-051221	05/12/2021	RESAMPLE Outdoor air	<0.099	<0.10	<0.10	<0.099	<0.099	<0.17	<0.14	<0.13	<0.13	--	--	--	--	--	--
10.38	10.38-01-051221	05/12/2021	RESAMPLE Dining room air (1st Floor)	<0.099 UJ	<0.10 UJ	**1.1 J**	<0.099 UJ	<0.099 UJ	<0.17 UJ	<0.14 UJ	**0.14 J**	<0.13 UJ	--	--	--	--	--	--
10.38	10.38-02-051221	05/12/2021	RESAMPLE Bathroom air (1st Floor)	<0.099	<0.10	**0.81**	<0.099	<0.099	<0.17	<0.14	**0.14**	<0.13	--	--	--	--	--	--
10.38	10.38-03-051221	05/12/2021	RESAMPLE Bedroom (master) air (1st Floor)	<0.099	<0.10	**1.6**	<0.099	<0.099	**0.47**	<0.14	**0.34**	<0.13	--	--	--	--	--	--
10.38	PSG-10-12-5 [4]	06/01/2021	Perimeter soil gas-10-12 air	**3.0 J**	<8.0	<8.0	<8.0	<8.0	**76**	<8.0	**3,640**	<8.0	--	<80	<80	<80	--	--
10.38	PSG-10-12-15 [4]	06/01/2021	Perimeter soil gas-10-12 air	**25**	**4.0 J**	<8.0	<8.0	<8.0	**230**	<8.0	**21,400**	<8.0	--	<80	<80	<80	--	--
10.38	PSG-10-13-5 [4]	06/01/2021	Perimeter soil gas-10-13 air	<8.0	<8.0	<8.0	<8.0	<8.0	**69**	<8.0	**3,310**	<8.0	--	<80	<80	<80	--	--
10.38	PSG-10-13-15 [4]	06/01/2021	Perimeter soil gas-10-13 air	**22**	**4.0 J**	<8.0	<8.0	<8.0	**224**	<8.0	**21,200**	<8.0	--	<80	<80	<80	--	--
10.38	10.38-AA-051122	05/11/2022	RESAMPLE Outdoor air	<0.099	<0.10	<0.10	<0.20	<0.099	<0.17	<0.14	<0.13	<0.13	--	--	--	--	--	--
10.38	10.38-01-051122	05/11/2022	RESAMPLE Dining room air (1st Floor)	<0.099	<0.10	**0.85**	<0.20	<0.099	<0.17	<0.14	**0.16**	<0.13	--	--	--	--	--	--
10.38	10.38-11-051122	05/11/2022	RESAMPLE Dining room air (1st Floor) (Replicate)	<0.099	<0.10	**0.91**	<0.20	<0.099	<0.17	<0.14	**0.16**	<0.13	--	--	--	--	--	--
10.38	10.38-02-051122	05/11/2022	RESAMPLE Bathroom air (1st Floor)	<0.099	<0.10	**1.3**	<0.20	<0.099	<0.17	<0.14	**0.17**	<0.13	--	--	--	--	--	--
10.38	10.38-03-051122	05/11/2022	RESAMPLE Bedroom (master) air (1st Floor)	<0.099	<0.10	**1.4**	<0.20	<0.099	**0.19**	<0.14	**0.24**	<0.13	--	--	--	--	--	--
10.38	PSG-10-12-5 [4]	05/03/2022	Perimeter soil gas-10-12 air	<4.0	<4.0	<4.0	<4.0	<4.0	**78 J+**	<4.0	**2,920 J+**	<4.0	--	<40	<40	<40	--	--
10.38	PSG-10-12-15 [4]	05/03/2022	Perimeter soil gas-10-12 air	<4.0	<4.0	<4.0	<4.0	<4.0	**225 J+**	<4.0	**11,600 J+**	<4.0	--	<40	<40	<40	--	--
10.38	PSG-10-13-5 [4]	05/03/2022	Perimeter soil gas-10-13 air	<4.0	<4.0	<4.0	<4.0	<4.0	**69 J+**	<4.0	**2,700 J+**	<4.0	--	<40	<40	<40	--	--

TABLE A-6

HISTORICAL RESIDENTIAL INDOOR AIR AND SOIL GAS SAMPLING RESULTS
Former Ford Aeronutronic Facility
Newport Beach, California

Building ID	Sample ID	Date [2]	Location Description	Volatile Organic Compounds [1] (µg/m³)									Leak Detection Compounds [1]					
				1,1-DCE	1,1-DCA	1,2-DCA	cis-1,2-DCE	trans-1,2-DCE	PCE	1,1,1-TCA	TCE	Vinyl Chloride	Helium (ppmv)	Heptane (µg/m³)	Hexane (µg/m³)	Pentane (µg/m³)	TFA (µg/m³)	DFA (µg/m³)
10.38	PSG-10-13-15 [4]	05/03/2022	Perimeter soil gas-10-13 air	**11**	<4.0	<4.0	<4.0	<4.0	**229 J+**	<4.0	**11,700 J+**	<4.0	--	<40	<40	<40	--	--
10.39	10.39-AA-041719	04/17/2019	Outdoor air	<0.099	<0.10	<0.10	<0.099	<0.099	<0.17	<0.14	<0.13	<0.13	--	--	--	--	--	--
10.39	10.39-01-041719	04/17/2019	Dining room air (2nd Floor)	<0.099	<0.10	**0.12**	<0.099	<0.099	**11**	<0.14	<0.13	<0.13	--	--	--	--	--	--
10.39	10.39-02-041719	04/17/2019	Bathroom air (2nd Floor)	<0.099	<0.10	**0.11**	<0.099	<0.099	**11**	<0.14	**0.19**	<0.13	--	--	--	--	--	--
10.39	10.39-03-041719	04/17/2019	Bedroom air (2nd Floor)	<0.099	<0.10	**0.11**	<0.099	<0.099	**22**	<0.14	<0.13	<0.13	--	--	--	--	--	--
10.39	10.39-AA-061419	06/14/2019	RESAMPLE Outdoor air	<0.099	<0.10	<0.10	<0.099	<0.099	<0.17	<0.14	<0.13	<0.13	--	--	--	--	--	--
10.39	10.39-01-061419	06/14/2019	RESAMPLE Dining room air (2nd Floor)	<0.099	<0.10	<0.10	<0.099	<0.099	**1.6**	<0.14	<0.13	<0.13	--	--	--	--	--	--
10.39	10.39-02-061419	06/14/2019	RESAMPLE Bathroom air (2nd Floor)	<0.099	<0.10	<0.10	<0.099	<0.099	**0.90**	<0.14	<0.13	<0.13	--	--	--	--	--	--
10.39	10.39-03-061419	06/14/2019	RESAMPLE Bedroom air (2nd Floor)	<0.099	<0.10	<0.10	<0.099	<0.099	**2.9**	<0.14	<0.13	<0.13	--	--	--	--	--	--
10.39	PSG-10-12-5 [4]	03/05/2019	Perimeter soil gas-10-12	<8.0	<8.0	<8.0	<8.0	<8.0	**106**	<8.0	**6,120**	<8.0	--	<80	<80	<80	--	--
10.39	PSG-10-12-15 [4]	03/05/2019	Perimeter soil gas-10-12	**52**	**5.0 J**	<8.0	<8.0	<8.0	**406**	<8.0	**27,700**	<8.0	--	<80	<80	<80	--	--
10.39	PSG-10-13-5 [4]	03/05/2019	Perimeter soil gas-10-13	**4.0 J**	<8.0	<8.0	<8.0	<8.0	**98**	<8.0	**5,940**	<8.0	--	<80	<80	<80	--	--
10.39	PSG-10-13-15 [4]	03/05/2019	Perimeter soil gas-10-13	**45**	<8.0	<8.0	<8.0	<8.0	**358**	<8.0	**25,200**	<8.0	--	<80	<80	<80	--	--
10.39	10.22-AA-121819 [6]	12/18/2019	RESAMPLE Outdoor air	<0.099 UJ	<0.10 UJ	<0.10 UJ	<0.099 UJ	<0.099 UJ	<0.17 UJ	<0.14 UJ	<0.13 UJ	<0.13 UJ	--	--	--	--	--	--
10.39	10.39-01-121819	12/18/2019	RESAMPLE Dining room air (2nd Floor)	<0.099	<0.10	<0.10	<0.099	**0.14**	**65**	<0.14	**0.73**	<0.13	--	--	--	--	--	--
10.39	10.39-02-121819	12/18/2019	RESAMPLE Bathroom air (2nd Floor)	<0.099	<0.10	<0.10	<0.099	**0.14**	**32**	<0.14	**0.82**	<0.13	--	--	--	--	--	--
10.39	10.39-03-121819	12/18/2019	RESAMPLE Bedroom air (2nd Floor)	<0.099	<0.10	<0.10	<0.099	**0.17**	**41**	<0.14	**0.92**	<0.13	--	--	--	--	--	--
10.39	10.39-AA-011020	01/10/2020	RESAMPLE Outdoor air	<0.099	<0.10	<0.10	<0.099	<0.099	**0.18**	<0.14	<0.13	<0.13	--	--	--	--	--	--
10.39	10.39-01-011020	01/10/2020	RESAMPLE Dining room air (2nd Floor)	<0.099	<0.10	<0.10	<0.099	<0.099	**3.2**	<0.14	**0.36**	<0.13	--	--	--	--	--	--
10.39	10.39-02-011020	01/10/2020	RESAMPLE Bathroom air (2nd Floor)	<0.099	<0.10	<0.10	<0.099	<0.099	**1.1**	<0.14	**0.28**	<0.13	--	--	--	--	--	--
10.39	10.39-03-011020	01/10/2020	RESAMPLE Bedroom (master) air (2nd Floor)	<0.099	<0.10	<0.10	<0.099	<0.099	**2.7**	<0.14	**0.36**	<0.13	--	--	--	--	--	--
10.39	10.39-04-011020	01/10/2020	RESAMPLE Closet (master) (2nd Floor)	<0.099	<0.10	<0.10	<0.099	<0.099	**3.1**	<0.14	**0.35**	<0.13	--	--	--	--	--	--
10.39	PSG-10-12-5 [4]	07/17/2019	Perimeter soil gas-10-12	<8.0	<8.0	<8.0	<8.0	<8.0	**103**	<8.0	**4,950**	<8.0	--	<80	<80	<80	--	--
10.39	PSG-10-12-15 [4]	07/17/2019	Perimeter soil gas-10-12	**42**	<8.0	<8.0	<8.0	<8.0	**270**	<8.0	**21,500**	<8.0	--	<80	<80	<80	--	--
10.39	PSG-10-13-5 [4]	07/17/2019	Perimeter soil gas-10-13	**5.0 J**	<8.0	<8.0	<8.0	<8.0	**98**	<8.0	**5,150**	<8.0	--	<80	<80	<80	--	--
10.39	PSG-10-13-15 [4]	07/17/2019	Perimeter soil gas-10-13	**43**	<8.0	<8.0	<8.0	<8.0	**297**	<8.0	**22,600**	<8.0	--	<80	<80	<80	--	--
10.40	10.40-AA-041219	04/12/2019	Outdoor air	<0.099	<0.10	**0.11**	<0.099	<0.099	<0.17	<0.14	<0.13	<0.13	--	--	--	--	--	--
10.40	10.40-01-041219	04/12/2019	Living room air (2nd Floor)	<0.099	<0.10	**0.13**	<0.099	<0.099	<0.17	<0.14	<0.13	<0.13	--	--	--	--	--	--
10.40	10.40-11-041219	04/12/2019	Living room air (2nd Floor) (Duplicate)	<0.099	<0.10	**0.12**	<0.099	<0.099	<0.17	<0.14	<0.13	<0.13	--	--	--	--	--	--
10.40	10.40-02-041219	04/12/2019	Bathroom (guest) air (2nd Floor)	<0.099	<0.10	**0.13**	<0.099	<0.099	<0.17	<0.14	<0.13	<0.13	--	--	--	--	--	--
10.40	10.40-03-041219	04/12/2019	Bedroom (master) air (2nd Floor)	<0.099	<0.10	**0.13**	<0.099	<0.099	<0.17	<0.14	<0.13	<0.13	--	--	--	--	--	--
10.40	PSG-10-12-5 [4]	03/05/2019	Perimeter soil gas-10-12	<8.0	<8.0	<8.0	<8.0	<8.0	**106**	<8.0	**6,120**	<8.0	--	<80	<80	<80	--	--
10.40	PSG-10-12-15 [4]	03/05/2019	Perimeter soil gas-10-12	**52**	**5.0 J**	<8.0	<8.0	<8.0	**406**	<8.0	**27,700**	<8.0	--	<80	<80	<80	--	--
10.40	PSG-10-13-5 [4]	03/05/2019	Perimeter soil gas-10-13	**4.0 J**	<8.0	<8.0	<8.0	<8.0	**98**	<8.0	**5,940**	<8.0	--	<80	<80	<80	--	--
10.40	PSG-10-13-15 [4]	03/05/2019	Perimeter soil gas-10-13	**45**	<8.0	<8.0	<8.0	<8.0	**358**	<8.0	**25,200**	<8.0	--	<80	<80	<80	--	--
10.40	10.40-AA-121119	12/11/2019	RESAMPLE Outdoor air	<0.099	<0.10	**0.10**	<0.099	<0.099	<0.17	<0.14	<0.13	<0.13	--	--	--	--	--	--
10.40	10.40-01-121119	12/11/2019	RESAMPLE Living room air (2nd Floor)	<0.099	<0.10	**0.34**	<0.099	<0.099	<0.17	<0.14	<0.13	<0.13	--	--	--	--	--	--
10.40	10.40-02-121119	12/11/2019	RESAMPLE Bathroom (guest) air (2nd Floor)	<0.099	<0.10	**0.25**	<0.099	<0.099	<0.17	<0.14	<0.13	<0.13	--	--	--	--	--	--
10.40	10.40-03-121119	12/11/2019	RESAMPLE Bedroom (master) air (2nd Floor)	<0.099	<0.10	**0.11**	<0.099	<0.099	<0.17	<0.14	<0.13	<0.13	--	--	--	--	--	--
10.40	PSG-10-12-5 [4]	07/17/2019	Perimeter soil gas-10-12	<8.0	<8.0	<8.0	<8.0	<8.0	**103**	<8.0	**4,950**	<8.0	--	<80	<80	<80	--	--
10.40	PSG-10-12-15 [4]	07/17/2019	Perimeter soil gas-10-12	**42**	<8.0	<8.0	<8.0	<8.0	**270**	<8.0	**21,500**	<8.0	--	<80	<80	<80	--	--
10.40	PSG-10-13-5 [4]	07/17/2019	Perimeter soil gas-10-13	**5.0 J**	<8.0	<8.0	<8.0	<8.0	**98**	<8.0	**5,150**	<8.0	--	<80	<80	<80	--	--
10.40	PSG-10-13-15 [4]	07/17/2019	Perimeter soil gas-10-13	**43**	<8.0	<8.0	<8.0	<8.0	**297**	<8.0	**22,600**	<8.0	--	<80	<80	<80	--	--
10.40	10.40-AA-040822	04/08/2022	RESAMPLE Outdoor air	<0.099	<0.10	<0.10	<0.20	<0.099	<0.17	<0.14	<0.13	<0.13	--	--	--	--	--	--
10.40	10.40-01-040822	04/08/2022	RESAMPLE Living room air (2nd Floor)	<0.099	<0.10	**0.65**	<0.20	<0.099	<0.17	<0.14	**0.34**	<0.13	--	--	--	--	--	--
10.40	10.40-11-040822	04/08/2022	RESAMPLE Living room air (2nd Floor) (Replicate)	<0.099	<0.10	**0.63**	<0.20	<0.099	<0.17	<0.14	**0.30**	<0.13	--	--	--	--	--	--
10.40	10.40-02-040822	04/08/2022	RESAMPLE Bathroom (guest) air (2nd Floor)	<0.099	<0.10	**0.15**	<0.20	<0.099	<0.17	<0.14	**0.16**	<0.13	--	--	--	--	--	--
10.40	10.40-03-040822	04/08/2022	RESAMPLE Bedroom (master) air (2nd Floor)	<0.099	<0.10	**0.69**	<0.20	<0.099	<0.17	<0.14	**0.31**	<0.13	--	--	--	--	--	--
10.40	PSG-10-12-5 [4]	05/03/2022	Perimeter soil gas-10-12 air	<4.0	<4.0	<4.0	<4.0	<4.0	**78 J+**	<4.0	**2,920 J+**	<4.0	--	<40	<40	<40	--	--
10.40	PSG-10-12-15 [4]	05/03/2022	Perimeter soil gas-10-12 air	<4.0	<4.0	<4.0	<4.0	<4.0	**225 J+**	<4.0	**11,600 J+**	<4.0	--	<40	<40	<40	--	--
10.40	PSG-10-13-5 [4]	05/03/2022	Perimeter soil gas-10-13 air	<4.0	<4.0	<4.0	<4.0	<4.0	**69 J+**	<4.0	**2,700 J+**	<4.0	--	<40	<40	<40	--	--
10.40	PSG-10-13-15 [4]	05/03/2022	Perimeter soil gas-10-13 air	**11**	<4.0	<4.0	<4.0	<4.0	**229 J+**	<4.0	**11,700 J+**	<4.0	--	<40	<40	<40	--	--
10.41	10.41-AA-050819	05/08/2019	Outdoor air	<0.099	<0.10	<0.10	<0.099	<0.099	<0.17	<0.14	<0.13	<0.13	--	--	--	--	--	--
10.41	10.41-01-050819	05/08/2019	Living room air (2nd Floor)	<0.099	<0.10	**0.17**	<0.099	<0.099	<0.17	<0.14	<0.13	<0.13	--	--	--	--	--	--
10.41	10.41-02-050819	05/08/2019	Bathroom air (2nd Floor)	<0.099	<0.10	**0.24**	<0.099	<0.099	<0.17	<0.14	<0.13	<0.13	--	--	--	--	--	--
10.41	10.41-03-050819	05/08/2019	Bedroom air (2nd Floor)	<0.099	<0.10	**0.19**	<0.099	<0.099	<0.17	<0.14	<0.13	<0.13	--	--	--	--	--	--

TABLE A-6

HISTORICAL RESIDENTIAL INDOOR AIR AND SOIL GAS SAMPLING RESULTS
Former Ford Aeronutronic Facility
Newport Beach, California

Building ID	Sample ID	Date [2]	Location Description	Volatile Organic Compounds [1] (µg/m³)									Leak Detection Compounds [1]					
				1,1-DCE	1,1-DCA	1,2-DCA	cis-1,2-DCE	trans-1,2-DCE	PCE	1,1,1-TCA	TCE	Vinyl Chloride	Helium (ppmv)	Heptane (µg/m³)	Hexane (µg/m³)	Pentane (µg/m³)	TFA (µg/m³)	DFA (µg/m³)
10.41	10.41-04-050819	05/08/2019	Bedroom (master) air (2nd Floor)	<0.099	<0.10	**0.16**	<0.099	<0.099	<0.17	<0.14	<0.13	<0.13	--	--	--	--	--	--
10.41	PSG-10-12-5 [4]	03/05/2019	Perimeter soil gas-10-12	<8.0	<8.0	<8.0	<8.0	<8.0	**106**	<8.0	**6,120**	<8.0	--	<80	<80	<80	--	--
10.41	PSG-10-12-15 [4]	03/05/2019	Perimeter soil gas-10-12	**52**	**5.0 J**	<8.0	<8.0	<8.0	**406**	<8.0	**27,700**	<8.0	--	<80	<80	<80	--	--
10.41	PSG-10-13-5 [4]	03/05/2019	Perimeter soil gas-10-13	**4.0 J**	<8.0	<8.0	<8.0	<8.0	**98**	<8.0	**5,940**	<8.0	--	<80	<80	<80	--	--
10.41	PSG-10-13-15 [4]	03/05/2019	Perimeter soil gas-10-13	**45**	<8.0	<8.0	<8.0	<8.0	**358**	<8.0	**25,200**	<8.0	--	<80	<80	<80	--	--
10.41	10.41-AA-011520	01/15/2020	RESAMPLE Outdoor air	<0.099	<0.10	<0.10	<0.099	<0.099	<0.17	<0.14	<0.13	<0.13	--	--	--	--	--	--
10.41	10.41-01-011520	01/15/2020	RESAMPLE Living room air (2nd Floor)	<0.099	<0.10	**0.26**	<0.099	<0.099	**0.26**	<0.14	**0.23**	<0.13	--	--	--	--	--	--
10.41	10.41-11-011520	01/15/2020	RESAMPLE Living room air (2nd Floor) (Duplicate)	<0.099	<0.10	**0.27**	<0.099	<0.099	<0.17	<0.14	**0.23**	<0.13	--	--	--	--	--	--
10.41	10.41-02-011520	01/15/2020	RESAMPLE Bathroom air (2nd Floor)	<0.099	<0.10	**0.33**	<0.099	<0.099	<0.17	<0.14	**0.25**	<0.13	--	--	--	--	--	--
10.41	10.41-03-011520	01/15/2020	RESAMPLE Bedroom air (2nd Floor)	<0.099	<0.10	**0.29**	<0.099	<0.099	<0.17	<0.14	**0.25**	<0.13	--	--	--	--	--	--
10.41	10.41-04-011520	01/15/2020	RESAMPLE Bedroom (master) air (2nd Floor)	<0.099	<0.10	**0.27**	<0.099	<0.099	<0.17	<0.14	**0.23**	<0.13	--	--	--	--	--	--
10.41	PSG-10-12-5 [4]	07/17/2019	Perimeter soil gas-10-12	<8.0	<8.0	<8.0	<8.0	<8.0	**103**	<8.0	**4,950**	<8.0	--	<80	<80	<80	--	--
10.41	PSG-10-12-15 [4]	07/17/2019	Perimeter soil gas-10-12	**42**	<8.0	<8.0	<8.0	<8.0	**270**	<8.0	**21,500**	<8.0	--	<80	<80	<80	--	--
10.41	PSG-10-13-5 [4]	07/17/2019	Perimeter soil gas-10-13	**5.0 J**	<8.0	<8.0	<8.0	<8.0	**98**	<8.0	**5,150**	<8.0	--	<80	<80	<80	--	--
10.41	PSG-10-13-15 [4]	07/17/2019	Perimeter soil gas-10-13	**43**	<8.0	<8.0	<8.0	<8.0	**297**	<8.0	**22,600**	<8.0	--	<80	<80	<80	--	--
10.41	10.41-AA-033022	03/30/2022	RESAMPLE Outdoor air	<0.099	<0.10	<0.10	<0.20	<0.099	<0.17	<0.14	<0.13	<0.13	--	--	--	--	--	--
10.41	10.41-01-033022	03/30/2022	RESAMPLE Living room air (2nd Floor)	<0.099	<0.10	**0.19**	<0.20	<0.099	<0.17	<0.14	<0.13	<0.13	--	--	--	--	--	--
10.41	10.41-11-033022	03/30/2022	RESAMPLE Living room air (2nd Floor) (Replicate)	<0.099	<0.10	**0.20**	<0.20	<0.099	<0.17	<0.14	<0.13	<0.13	--	--	--	--	--	--
10.41	10.41-02-033022	03/30/2022	RESAMPLE Bathroom air (2nd Floor)	<0.099	<0.10	**0.19**	<0.20	<0.099	<0.17	<0.14	<0.13	<0.13	--	--	--	--	--	--
10.41	10.41-03-033022	03/30/2022	RESAMPLE Bedroom air (2nd Floor)	<0.099	<0.10	**0.20**	<0.20	<0.099	<0.17	<0.14	<0.13	<0.13	--	--	--	--	--	--
10.41	10.41-04-033022	03/30/2022	RESAMPLE Bedroom (master) air (2nd Floor)	<0.099	<0.10	**0.21**	<0.20	<0.099	<0.17	<0.14	<0.13	<0.13	--	--	--	--	--	--
10.41	PSG-10-12-5 [4]	01/10/2022	Perimeter soil gas-10-12 air	<4.0	<4.0	<4.0	<4.0	<4.0	**57**	<4.0	**2,870**	<4.0	--	<40	<40	<40	--	--
10.41	PSG-10-12-15 [4]	01/10/2022	Perimeter soil gas-10-12 air	**15**	<4.0	<4.0	<4.0	<4.0	**231**	<4.0	**15,400**	<4.0	--	<40	<40	<40	--	--
10.41	PSG-10-13-5 [4]	01/10/2022	Perimeter soil gas-10-13 air	<4.0	<4.0	<4.0	<4.0	<4.0	**49**	<4.0	**2,530**	<4.0	--	<40	<40	<40	--	--
10.41	PSG-10-13-15 [4]	01/10/2022	Perimeter soil gas-10-13 air	**13**	<4.0	<4.0	<4.0	<4.0	**224**	<4.0	**14,700**	<4.0	--	<40	<40	<40	--	--
10.42	10.42-AA-072619	07/26/2019	Outdoor air	<0.099	<0.10	<0.10	<0.099	<0.099	<0.17	<0.14	<0.13	<0.13	--	--	--	--	--	--
10.42	10.42-01-072619	07/26/2019	Living room air (2nd Floor)	<0.099	<0.10	**2.4**	<0.099	<0.099	**0.26**	<0.14	<0.13 UJ	<0.13	--	--	--	--	--	--
10.42	10.42-11-072619	07/26/2019	Living room air (2nd Floor) (Duplicate)	<0.099	<0.10	**2.4**	<0.099	<0.099	**0.18**	<0.14	**0.29 J**	<0.13	--	--	--	--	--	--
10.42	10.42-02-072619	07/26/2019	Bathroom air (2nd Floor)	<0.099	<0.10	**3.6**	<0.099	<0.099	**0.21**	<0.14	**0.13**	<0.13	--	--	--	--	--	--
10.42	10.42-03-072619	07/26/2019	Bedroom (master) air (2nd Floor)	<0.099	<0.10	**1.9**	<0.099	<0.099	**0.27**	<0.14	**0.13**	<0.13	--	--	--	--	--	--
10.42	PSG-10-12-5 [4]	07/17/2019	Perimeter soil gas-10-12	<8.0	<8.0	<8.0	<8.0	<8.0	**103**	<8.0	**4,950**	<8.0	--	<80	<80	<80	--	--
10.42	PSG-10-12-15 [4]	07/17/2019	Perimeter soil gas-10-12	**42**	<8.0	<8.0	<8.0	<8.0	**270**	<8.0	**21,500**	<8.0	--	<80	<80	<80	--	--
10.42	PSG-10-13-5 [4]	07/17/2019	Perimeter soil gas-10-13	**5.0 J**	<8.0	<8.0	<8.0	<8.0	**98**	<8.0	**5,150**	<8.0	--	<80	<80	<80	--	--
10.42	PSG-10-13-15 [4]	07/17/2019	Perimeter soil gas-10-13	**43**	<8.0	<8.0	<8.0	<8.0	**297**	<8.0	**22,600**	<8.0	--	<80	<80	<80	--	--
10.42	10.42-AA-111921	11/19/2021	RESAMPLE Outdoor air	<0.099	<0.10	<0.10	<0.099	<0.099	<0.17	<0.14	<0.13	<0.13	--	--	--	--	--	--
10.42	10.42-01-111921	11/19/2021	RESAMPLE Living room air (2nd Floor)	<0.099	<0.10	**0.89**	<0.099	<0.099	<0.17	<0.14	**0.14**	<0.13	--	--	--	--	--	--
10.42	10.42-02-111921	11/19/2021	RESAMPLE Bathroom air (2nd Floor)	<0.099	<0.10	**1.0**	<0.099	<0.099	<0.17	<0.14	**0.13**	<0.13	--	--	--	--	--	--
10.42	10.42-03-111921	11/19/2021	RESAMPLE Bedroom (master) air (2nd Floor)	<0.099	<0.10	**1.2**	<0.099	<0.099	<0.17	<0.14	**0.18**	<0.13	--	--	--	--	--	--
10.42	PSG-10-12-5 [4]	09/10/2021	Perimeter soil gas-10-12 air	<8.0	<8.0	<8.0	<8.0	<8.0	**66 J**	<8.0	**2,830**	<8.0	--	<80	<80	<80	--	--
10.42	PSG-10-12-15 [4]	09/10/2021	Perimeter soil gas-10-12 air	**12**	<8.0	<8.0	<8.0	<8.0	**238 J**	<8.0	**15,900**	<8.0	--	<80	<80	<80	--	--
10.42	PSG-10-12-15 REP[4]	09/10/2021	Perimeter soil gas-10-12 air (Replicate)	**7.0 J**	<8.0	<8.0	<8.0	<8.0	**221 J**	<8.0	**15,000**	<8.0	--	<80	<80	<80	--	--
10.42	PSG-10-13-5 [4]	09/10/2021	Perimeter soil gas-10-13 air	<8.0	<8.0	<8.0	<8.0	<8.0	**65 J**	<8.0	**3,020**	<8.0	--	<80	<80	<80	--	--
10.42	PSG-10-13-15 [4]	09/10/2021	Perimeter soil gas-10-13 air	**9.0**	<8.0	<8.0	<8.0	<8.0	**230 J**	<8.0	**15,600**	<8.0	--	<80	<80	<80	--	--
10.42	10.42-AA-070122	07/01/2022	RESAMPLE Outdoor air	<0.099	<0.10	<0.10	<0.20	<0.099	<0.17	<0.14	<0.13	<0.13	--	--	--	--	--	--
10.42	10.42-01-070122	07/01/2022	RESAMPLE Living room air (2nd Floor)	<0.099	<0.10	**0.97**	<0.20	<0.099	<0.17	<0.14	**0.14**	<0.13	--	--	--	--	--	--
10.42	10.42-02-070122	07/01/2022	RESAMPLE Bathroom air (2nd Floor)	<0.099	<0.10	**1.2**	<0.20	<0.099	<0.17	<0.14	<0.13	<0.13	--	--	--	--	--	--
10.42	10.42-03-070122	07/01/2022	RESAMPLE Bedroom (master) air (2nd Floor)	<0.099	<0.10	**0.90**	<0.20	<0.099	<0.17	<0.14	<0.13	<0.13	--	--	--	--	--	--
10.42	PSG-10-12-5 [4]	05/03/2022	Parcel 10, perimeter soil gas-10-12	<4.0	<4.0	<4.0	<4.0	<4.0	**78 J+**	<4.0	**2,920 J+**	<4.0	--	<40	<40	<40	--	--
10.42	PSG-10-12-15 [4]	05/03/2022	Parcel 10, perimeter soil gas-10-12	<4.0	<4.0	<4.0	<4.0	<4.0	**225 J+**	<4.0	**11,600 J+**	<4.0	--	<40	<40	<40	--	--
10.42	PSG-10-13-5 [4]	05/03/2022	Parcel 10, perimeter soil gas-10-13	<4.0	<4.0	<4.0	<4.0	<4.0	**69 J+**	<4.0	**2,700 J+**	<4.0	--	<40	<40	<40	--	--
10.42	PSG-10-13-15 [4]	05/03/2022	Parcel 10, perimeter soil gas-10-13	**11**	<4.0	<4.0	<4.0	<4.0	**229 J+**	<4.0	**11,700 J+**	<4.0	--	<40	<40	<40	--	--
10.43	10.43-AA-052419	05/24/2019	Outdoor air	<0.099	<0.10	<0.10	<0.099	<0.099	<0.17	<0.14	<0.13	<0.13	--	--	--	--	--	--
10.43	10.43-01-052419	05/24/2019	Living room air (1st Floor)	<0.099	<0.10	<0.10	<0.099	<0.099	<0.17	<0.14	**1.1**	<0.13	--	--	--	--	--	--
10.43	10.43-02-052419	05/24/2019	Bathroom air (1st Floor)	<0.099	<0.10	<0.10	<0.099	<0.099	<0.17	<0.14	**1.3**	<0.13	--	--	--	--	--	--
10.43	10.43-03-052419	05/24/2019	Bedroom (master) air (1st Floor)	<0.099	<0.10	<0.10	<0.099	<0.099	<0.17	<0.14	**1.6**	<0.13	--	--	--	--	--	--
10.43	PSG-10-14-5 [4]	03/05/2019	Perimeter soil gas-10-14	<8.0	<8.0	<8.0	<8.0	<8.0	**86**	<8.0	**3,890**	<8.0	--	<80	<80	<80	--	--

TABLE A-6

HISTORICAL RESIDENTIAL INDOOR AIR AND SOIL GAS SAMPLING RESULTS
Former Ford Aeronutronic Facility
Newport Beach, California

Building ID	Sample ID	Date [2]	Location Description	Volatile Organic Compounds [1] (µg/m³)									Leak Detection Compounds [1]					
				1,1-DCE	1,1-DCA	1,2-DCA	cis-1,2-DCE	trans-1,2-DCE	PCE	1,1,1-TCA	TCE	Vinyl Chloride	Helium (ppmv)	Heptane (µg/m³)	Hexane (µg/m³)	Pentane (µg/m³)	TFA (µg/m³)	DFA (µg/m³)
10.43	PSG-10-14-15 [4]	03/05/2019	Perimeter soil gas-10-14	**51**	**4.0 J**	<8.0	<8.0	<8.0	**428**	<8.0	**28,800**	<8.0	--	<80	<80	<80	--	--
10.43	PSG-10-15-5 [4]	03/05/2019	Perimeter soil gas-10-15	**10**	<8.0	<8.0	<8.0	<8.0	**148**	<8.0	**9,820**	<8.0	--	<80	<80	<80	--	--
10.43	PSG-10-15-15 [4]	03/05/2019	Perimeter soil gas-10-15	**33**	<8.0	<8.0	<8.0	<8.0	**376**	<8.0	**27,100**	<8.0	--	<80	<80	<80	--	--
10.43	PSG-10-16-5 [4]	03/05/2019	Perimeter soil gas-10-16	<8.0	<8.0	<8.0	<8.0	<8.0	**127**	<8.0	**8,220**	<8.0	--	<80	<80	<80	--	--
10.43	PSG-10-16-15 [4]	03/05/2019	Perimeter soil gas-10-16	**27**	<8.0	<8.0	<8.0	<8.0	**371**	<8.0	**26,300**	<8.0	--	<80	<80	<80	--	--
10.43	PSG-10-19-5 [4]	03/07/2019	Perimeter soil gas-10-19	**55**	<8.0	<8.0	<8.0	<8.0	**500**	<8.0	**33,000**	<8.0	--	<8.0	<8.0	<8.0	--	--
10.43	PSG-10-19-15 [4]	03/07/2019	Perimeter soil gas-10-19	**39**	<8.0	<8.0	<8.0	<8.0	**323**	<8.0	**20,900**	<8.0	--	<8.0	<8.0	<8.0	--	--
10.43	10.43-AA-080719	08/07/2019	RESAMPLE Outdoor air	<0.099	<0.10	<0.10	<0.099	<0.099	<0.17	<0.14	<0.13	<0.13	--	--	--	--	--	--
10.43	10.43-01-080719	08/07/2019	RESAMPLE Living room air (1st Floor)	<0.099	<0.10	<0.10	<0.099	<0.099	<0.17	<0.14	**1.2**	<0.13	--	--	--	--	--	--
10.43	10.43-02-080719	08/07/2019	RESAMPLE Bathroom air (1st Floor)	<0.099	<0.10	<0.10	<0.099	<0.099	<0.17	<0.14	**0.93**	<0.13	--	--	--	--	--	--
10.43	10.43-03-080719	08/07/2019	RESAMPLE Bedroom (master) air (1st Floor)	<0.099	<0.10	<0.10	<0.099	<0.099	**0.18**	<0.14	**0.75**	<0.13	--	--	--	--	--	--
10.43	10.43-AA-012220	01/22/2020	RESAMPLE Outdoor air	<0.099	<0.10	<0.10	<0.099	<0.099	<0.17	<0.14	<0.13	<0.13	--	--	--	--	--	--
10.43	10.43-01-012220	01/22/2020	RESAMPLE Living room air (1st Floor)	<0.099	<0.10	**0.11**	<0.099	<0.099	<0.17	<0.14	**1.6**	<0.13	--	--	--	--	--	--
10.43	10.43-11-012220	01/22/2020	RESAMPLE Living room air (1st Floor) (Duplicate)	<0.099	<0.10	**0.11**	<0.099	<0.099	<0.17	<0.14	**1.3**	<0.13	--	--	--	--	--	--
10.43	10.43-02-012220	01/22/2020	RESAMPLE Bathroom air (1st Floor)	<0.099	<0.10	<0.10	<0.099	<0.099	**0.29**	<0.14	**1.4**	<0.13	--	--	--	--	--	--
10.43	10.43-03-012220	01/22/2020	RESAMPLE Bedroom (master) air (1st Floor)	<0.099	<0.10	**0.11**	<0.099	<0.099	<0.17	<0.14	**1.6**	<0.13	--	--	--	--	--	--
10.43	PSG-10-14-5 [4]	07/17/2019	Perimeter soil gas-10-14	**6.0 J**	<8.0	<8.0	<8.0	<8.0	**101**	<8.0	**3,570**	<8.0	--	<80	<80	<80	--	--
10.43	PSG-10-14-15 [4]	07/17/2019	Perimeter soil gas-10-14	**41**	<8.0	<8.0	<8.0	<8.0	**345**	<8.0	**25,100**	<8.0	--	<80	<80	<80	--	--
10.43	PSG-10-14-15 REP [4]	07/17/2019	Perimeter soil gas-10-14 (Replicate)	**41**	<8.0	<8.0	<8.0	<8.0	**304**	<8.0	**22,900**	<8.0	--	<80	<80	<80	--	--
10.43	PSG-10-15-5 [4]	07/17/2019	Perimeter soil gas-10-15	**14**	<8.0	<8.0	<8.0	<8.0	**171**	<8.0	**11,300**	<8.0	--	<80	<80	<80	--	--
10.43	PSG-10-15-15 [4]	07/17/2019	Perimeter soil gas-10-15	**31**	<8.0	**3.0 J**	<8.0	<8.0	**280**	<8.0	**23,300**	<8.0	--	<80	<80	<80	--	--
10.43	PSG-10-16-5 [4]	07/15/2019	Perimeter soil gas-10-16	**5.0 J**	<8.0	<8.0	<8.0	<8.0	**130**	<8.0	**7,770**	<8.0	--	<80	<80	<80	--	--
10.43	PSG-10-16-15 [4]	07/15/2019	Perimeter soil gas-10-16	**30**	<8.0	<8.0	<8.0	<8.0	**318**	<8.0	**23,500**	<8.0	--	<80	<80	<80	--	--
10.43	PSG-10-19-5 [4]	07/15/2019	Perimeter soil gas-10-19	**57**	<8.0	<8.0	<8.0	<8.0	**401**	<8.0	**30,300**	<8.0	--	<80	<80	<80	--	--
10.43	PSG-10-19-15 [4]	07/15/2019	Perimeter soil gas-10-19	**32**	<8.0	<8.0	<8.0	<8.0	**284**	<8.0	**20,300**	<8.0	--	<80	<80	<80	--	--
10.43	10.43-AA-102120	10/21/2020	RESAMPLE Outdoor air	<0.099	<0.10	<0.10	<0.099	<0.099	<0.17	<0.14	<0.13	<0.13	--	--	--	--	--	--
10.43	10.43-01-102120-M	10/21/2020	RESAMPLE Living room air (1st Floor) (M)	<0.099	<0.10	<0.10	<0.099	<0.099	<0.17	<0.14	**0.19**	<0.13	--	--	--	--	--	--
10.43	10.43-02-102120-M	10/21/2020	RESAMPLE Bathroom air (1st Floor) (M)	<0.17	<0.18	<0.18	<0.17	<0.17	<0.30	<0.24	**0.39**	<0.22	--	--	--	--	--	--
10.43	10.43-03-102120-M	10/21/2020	RESAMPLE Bedroom (master) air (1st Floor) (M)	<0.099	<0.10	<0.10	<0.099	<0.099	<0.17	<0.14	**0.68**	<0.13	--	--	--	--	--	--
10.43	PSG-10-14-5 [4]	08/26/2020	Perimeter soil gas-10-14	<8.0	<8.0	<8.0	<8.0	<8.0	**90**	<8.0	**1,800**	<8.0	--	<80	<80	<80	--	--
10.43	PSG-10-15-5 [4]	08/26/2020	Perimeter soil gas-10-15	<8.0	<8.0	<8.0	<8.0	<8.0	**191**	<8.0	**8,690**	<8.0	--	<80	<80	<80	--	--
10.43	PSG-10-15-15 [4]	08/26/2020	Perimeter soil gas-10-15	**20**	<8.0	<8.0	<8.0	<8.0	**299**	<8.0	**20,400**	<8.0	--	<80	<80	<80	--	--
10.43	PSG-10-16-5 [4]	08/26/2020	Perimeter soil gas-10-16	<8.0	<8.0	**2.0 J**	<8.0	<8.0	**120**	<8.0	**5,870**	<8.0	--	<80	<80	<80	--	--
10.43	PSG-10-16-15 [4]	08/26/2020	Perimeter soil gas-10-16	<8.0	<8.0	<8.0	<8.0	<8.0	**261**	<8.0	**17,800**	<8.0	--	<80	<80	<80	--	--
10.43	PSG-10-19-5 [4]	08/26/2020	Perimeter soil gas-10-19	**11**	<8.0	<8.0	<8.0	<8.0	**261**	<8.0	**15,800**	<8.0	--	<80	<80	<80	--	--
10.43	PSG-10-19-15 [4]	08/26/2020	Perimeter soil gas-10-19	**39**	<8.0	<8.0	<8.0	<8.0	**387**	<8.0	**25,700**	<8.0	--	<80	<80	<80	--	--
10.43	10.43-AA-061121	06/11/2021	RESAMPLE Outdoor air	<0.099	<0.10	<0.10	<0.099	<0.099	<0.17	<0.14	<0.13	<0.13	--	--	--	--	--	--
10.43	10.43-01-061121-M	06/11/2021	RESAMPLE Living room air (1st Floor) (M)	<0.099	<0.10	**0.43**	<0.099	<0.099	<0.17	<0.14	<0.13	<0.13	--	--	--	--	--	--
10.43	10.43-02-061121-M	06/11/2021	RESAMPLE Bathroom air (1st Floor) (M)	<0.099	<0.10	**0.43**	<0.099	<0.099	<0.17	<0.14	<0.13	<0.13	--	--	--	--	--	--
10.43	10.43-03-061121-M	06/11/2021	RESAMPLE Bedroom (master) air (1st Floor) (M)	<0.099	<0.10	<0.10	<0.099	<0.099	<0.17	<0.14	**0.58**	<0.13	--	--	--	--	--	--
10.43	PSG-10-14-5 [4]	06/01/2021	Perimeter soil gas-10-14 air	<8.0	<8.0	<8.0	<8.0	<8.0	**60**	<8.0	**1,400**	<8.0	--	<80	<80	<80	--	--
10.43	PSG-10-14-5 REP [4]	06/01/2021	Perimeter soil gas-10-14 air (Replicate)	<8.0	<8.0	<8.0	<8.0	<8.0	**60**	<8.0	**1,330**	<8.0	--	<80	<80	<80	--	--
10.43	PSG-10-15-5 [4]	06/01/2021	Perimeter soil gas-10-15 air	**5.0 J**	<8.0	<8.0	<8.0	<8.0	**117**	<8.0	**7,610**	<8.0	--	<80	<80	<80	--	--
10.43	PSG-10-15-15 [4]	06/01/2021	Perimeter soil gas-10-15 air	**21**	**3.0 J**	<8.0	<8.0	<8.0	**253**	<8.0	**24,300**	<8.0	--	<80	<80	<80	--	--
10.43	PSG-10-16-5 [4]	06/01/2021	Perimeter soil gas-10-16 air	**2.0 J**	<8.0	<8.0	<8.0	<8.0	**89**	<8.0	**5,360**	<8.0	--	<80	<80	<80	--	--
10.43	PSG-10-16-15 [4]	06/01/2021	Perimeter soil gas-10-16 air	**18**	<8.0	<8.0	<8.0	<8.0	**261**	<8.0	**24,400**	<8.0	--	<80	<80	<80	--	--
10.43	PSG-10-19-5 [4]	06/02/2021	Perimeter soil gas-10-19 air	**5.0 J**	<8.0	<8.0	<8.0	<8.0	**120**	<8.0	**7,700**	<8.0	--	<80	<80	<80	--	--
10.43	PSG-10-19-15 [4]	06/02/2021	Perimeter soil gas-10-19 air	**33**	<8.0	<8.0	<8.0	<8.0	**353**	<8.0	**23,500**	<8.0	--	<80	<80	<80	--	--
10.43	10.43-AA-120821	12/08/2021	RESAMPLE Outdoor air	<0.099	<0.10	<0.10	<0.099	<0.099	<0.17	<0.14	<0.13	<0.13	--	--	--	--	--	--
10.43	10.43-01-120821-M	12/08/2021	RESAMPLE Living room air (1st Floor) (M)	<0.099	<0.10	**0.97**	<0.099	<0.099	<0.17	<0.14	**0.62**	<0.13	--	--	--	--	--	--
10.43	10.43-02-120821-M	12/08/2021	RESAMPLE Bathroom air (1st Floor) (M)	<0.099	<0.10	**0.92**	<0.099	<0.099	<0.17	<0.14	**0.66**	<0.13	--	--	--	--	--	--
10.43	10.43-03-120821-M	12/08/2021	RESAMPLE Bedroom (master) air (1st Floor) (M)	<0.099	<0.10	**1.1**	<0.099	<0.099	<0.17	<0.14	**0.98**	<0.13	--	--	--	--	--	--
10.43	PSG-10-14-5 [4]	09/10/2021	Perimeter soil gas-10-14 air	<8.0	<8.0	<8.0	<8.0	<8.0	**59 J**	<8.0	**1,090**	<8.0	--	<80	<80	<80	--	--
10.43	PSG-10-15-5 [4]	09/10/2021	Perimeter soil gas-10-15 air	<8.0	<8.0	<8.0	<8.0	<8.0	**112 J**	<8.0	**5,090**	<8.0	--	<80	<80	<80	--	--
10.43	PSG-10-15-15 [4]	09/10/2021	Perimeter soil gas-10-15 air	**8.0**	<8.0	<8.0	<8.0	<8.0	**298 J**	<8.0	**21,200**	<8.0	--	<80	<80	<80	--	--
10.43	PSG-10-16-5 [4]	09/10/2021	Perimeter soil gas-10-16 air	<8.0	<8.0	<8.0	<8.0	<8.0	**101 J**	<8.0	**5,200**	<8.0	--	<80	<80	<80	--	--

TABLE A-6

HISTORICAL RESIDENTIAL INDOOR AIR AND SOIL GAS SAMPLING RESULTS
Former Ford Aeronutronic Facility
Newport Beach, California

Building ID	Sample ID	Date [2]	Location Description	Volatile Organic Compounds [1] (µg/m³)									Leak Detection Compounds [1]					
				1,1-DCE	1,1-DCA	1,2-DCA	cis-1,2-DCE	trans-1,2-DCE	PCE	1,1,1-TCA	TCE	Vinyl Chloride	Helium (ppmv)	Heptane (µg/m³)	Hexane (µg/m³)	Pentane (µg/m³)	TFA (µg/m³)	DFA (µg/m³)
10.43	PSG-10-19-5 [4]	09/13/2021	Perimeter soil gas-10-19 air	<8.0	<8.0	<8.0	<8.0	<8.0	**127 J**	<8.0	**7,540**	<8.0 UJ	--	<80	<80	<80	--	--
10.43	PSG-10-19-5 REP[4]	09/13/2021	Perimeter soil gas-10-19 air (Replicate)	**3.0 J**	<8.0	<8.0	<8.0	<8.0	**156 J**	<8.0	**9,410**	<8.0 UJ	--	<80	<80	<80	--	--
10.43	PSG-10-19-15 [4]	09/13/2021	Perimeter soil gas-10-19 air	**27**	<8.0	<8.0	<8.0	<8.0	**342 J**	<8.0	**23,200**	<8.0 UJ	--	<80	<80	<80	--	--
10.45	10.45-AA-042619	04/26/2019	Outdoor air	<0.099	<0.10	<0.10	<0.099	<0.099	<0.17	<0.14	<0.13	<0.13	--	--	--	--	--	--
10.45	10.45-01-042619	04/26/2019	Living room air (1st Floor)	<0.099	<0.10	<0.10	<0.099	<0.099	**0.20**	<0.14	**0.33**	<0.13	--	--	--	--	--	--
10.45	10.45-02-042619	04/26/2019	Bathroom air (1st Floor)	<0.099	<0.10	**0.12**	<0.099	<0.099	**0.39**	<0.14	**1.2**	<0.13	--	--	--	--	--	--
10.45	10.45-03-042619	04/26/2019	Bedroom (spare) air (1st Floor)	<0.099	<0.10	**0.16**	<0.099	<0.099	**0.31**	<0.14	**0.51**	<0.13	--	--	--	--	--	--
10.45	10.45-04-042619	04/26/2019	Bedroom (master) air (2nd Floor)	<0.099	<0.10	<0.10	<0.099	<0.099	**0.24**	<0.14	**0.36**	<0.13	--	--	--	--	--	--
10.45	10.94-AA-052219 [6]	05/22/2019	RESAMPLE Outdoor air	<0.099	<0.10	<0.10	<0.099	<0.099	<0.17	<0.14	<0.13	<0.13	--	--	--	--	--	--
10.45	10.45-01-052219	05/22/2019	RESAMPLE Living room air (1st Floor)	<0.099	<0.10	<0.10	<0.099	<0.099	**0.24**	<0.14	**1.1**	<0.13	--	--	--	--	--	--
10.45	10.45-02-052219	05/22/2019	RESAMPLE Bathroom air (1st Floor)	<0.099	<0.10	**0.12**	<0.099	<0.099	**0.36**	<0.14	**1.3**	<0.13	--	--	--	--	--	--
10.45	10.45-03-052219	05/22/2019	RESAMPLE Bedroom (spare) air (1st Floor)	<0.099	<0.10	**0.11**	<0.099	<0.099	**0.32**	<0.14	**0.76**	<0.13	--	--	--	--	--	--
10.45	10.45-04-052219	05/22/2019	RESAMPLE Bedroom (master) air (2nd Floor)	<0.099	<0.10	<0.10	<0.099	<0.099	<0.17	<0.14	**0.55**	<0.13	--	--	--	--	--	--
10.45	PSG-10-14-5 [4]	03/05/2019	Perimeter soil gas-10-14	<8.0	<8.0	<8.0	<8.0	<8.0	**86**	<8.0	**3,890**	<8.0	--	<80	<80	<80	--	--
10.45	PSG-10-14-15 [4]	03/05/2019	Perimeter soil gas-10-14	**51**	**4.0 J**	<8.0	<8.0	<8.0	**428**	<8.0	**28,800**	<8.0	--	<80	<80	<80	--	--
10.45	PSG-10-15-5 [4]	03/05/2019	Perimeter soil gas-10-15	**10**	<8.0	<8.0	<8.0	<8.0	**148**	<8.0	**9,820**	<8.0	--	<80	<80	<80	--	--
10.45	PSG-10-15-15 [4]	03/05/2019	Perimeter soil gas-10-15	**33**	<8.0	<8.0	<8.0	<8.0	**376**	<8.0	**27,100**	<8.0	--	<80	<80	<80	--	--
10.45	PSG-10-16-5 [4]	03/05/2019	Perimeter soil gas-10-16	<8.0	<8.0	<8.0	<8.0	<8.0	**127**	<8.0	**8,220**	<8.0	--	<80	<80	<80	--	--
10.45	PSG-10-16-15 [4]	03/05/2019	Perimeter soil gas-10-16	**27**	<8.0	<8.0	<8.0	<8.0	**371**	<8.0	**26,300**	<8.0	--	<80	<80	<80	--	--
10.45	PSG-10-19-5 [4]	03/07/2019	Perimeter soil gas-10-19	**55**	<8.0	<8.0	<8.0	<8.0	**500**	<8.0	**33,000**	<8.0	--	<8.0	<8.0	<8.0	--	--
10.45	PSG-10-19-15 [4]	03/07/2019	Perimeter soil gas-10-19	**39**	<8.0	<8.0	<8.0	<8.0	**323**	<8.0	**20,900**	<8.0	--	<8.0	<8.0	<8.0	--	--
10.45	10.45-AA-112219	11/22/2019	RESAMPLE Outdoor air	<0.099	<0.10	<0.10	<0.099	<0.099	<0.17	<0.14	<0.13	<0.13	--	--	--	--	--	--
10.45	10.45-01-112219	11/22/2019	RESAMPLE Living room air (1st Floor)	<0.099	<0.10	**0.17**	<0.099	<0.099	**0.26**	<0.14	**0.46**	<0.13	--	--	--	--	--	--
10.45	10.45-02-112219	11/22/2019	RESAMPLE Bathroom air (1st Floor)	<0.099	<0.10	**0.17**	<0.099	<0.099	**0.27**	<0.14	**0.50**	<0.13	--	--	--	--	--	--
10.45	10.45-03-112219	11/22/2019	RESAMPLE Bedroom (spare) air (1st Floor)	<0.099	<0.10	**0.13**	<0.099	<0.099	**0.21**	**0.20**	**0.38**	<0.13	--	--	--	--	--	--
10.45	10.45-04-112219	11/22/2019	RESAMPLE Bedroom (master) air (2nd Floor)	<0.099	<0.10	**0.15**	<0.099	<0.099	**0.25**	<0.14	**0.41**	<0.13	--	--	--	--	--	--
10.45	PSG-10-14-5 [4]	07/17/2019	Perimeter soil gas-10-14	**6.0 J**	<8.0	<8.0	<8.0	<8.0	**101**	<8.0	**3,570**	<8.0	--	<80	<80	<80	--	--
10.45	PSG-10-14-15 [4]	07/17/2019	Perimeter soil gas-10-14	**41**	<8.0	<8.0	<8.0	<8.0	**345**	<8.0	**25,100**	<8.0	--	<80	<80	<80	--	--
10.45	PSG-10-14-15 REP [4]	07/17/2019	Perimeter soil gas-10-14 (Replicate)	**41**	<8.0	<8.0	<8.0	<8.0	**304**	<8.0	**22,900**	<8.0	--	<80	<80	<80	--	--
10.45	PSG-10-15-5 [4]	07/17/2019	Perimeter soil gas-10-15	**14**	<8.0	<8.0	<8.0	<8.0	**171**	<8.0	**11,300**	<8.0	--	<80	<80	<80	--	--
10.45	PSG-10-15-15 [4]	07/17/2019	Perimeter soil gas-10-15	**31**	<8.0	**3.0 J**	<8.0	<8.0	**280**	<8.0	**23,300**	<8.0	--	<80	<80	<80	--	--
10.45	PSG-10-16-5 [4]	07/15/2019	Perimeter soil gas-10-16	**5.0 J**	<8.0	<8.0	<8.0	<8.0	**130**	<8.0	**7,770**	<8.0	--	<80	<80	<80	--	--
10.45	PSG-10-16-15 [4]	07/15/2019	Perimeter soil gas-10-16	**30**	<8.0	<8.0	<8.0	<8.0	**318**	<8.0	**23,500**	<8.0	--	<80	<80	<80	--	--
10.45	PSG-10-19-5 [4]	07/15/2019	Perimeter soil gas-10-19	**57**	<8.0	<8.0	<8.0	<8.0	**401**	<8.0	**30,300**	<8.0	--	<80	<80	<80	--	--
10.45	PSG-10-19-15 [4]	07/15/2019	Perimeter soil gas-10-19	**32**	<8.0	<8.0	<8.0	<8.0	**284**	<8.0	**20,300**	<8.0	--	<80	<80	<80	--	--
10.45	10.45-AA-111822	11/18/2022	RESAMPLE Outdoor air	<0.099	<0.10	<0.10	<0.20	<0.099	<0.17	<0.14	<0.13	<0.13	--	--	--	--	--	--
10.45	10.45-01-111822	11/18/2022	RESAMPLE Living room air (1st Floor)	<0.099	<0.10	**0.10**	<0.20	<0.099	<0.17	<0.14	**0.77**	<0.13	--	--	--	--	--	--
10.45	10.45-02-111822	11/18/2022	RESAMPLE Bathroom air (1st Floor)	<0.099	<0.10	**0.11**	<0.20	<0.099	<0.17	<0.14	**0.91**	<0.13	--	--	--	--	--	--
10.45	10.45-03-111822	11/18/2022	RESAMPLE Bedroom (spare) air (1st Floor)	<0.099	<0.10	**0.11**	<0.20	<0.099	<0.17	<0.14	**0.82**	<0.13	--	--	--	--	--	--
10.45	10.45-04-111822	11/18/2022	RESAMPLE Bedroom (master) air (2nd Floor)	<0.099	<0.10	<0.10	<0.20	<0.099	<0.17	<0.14	**0.53**	<0.13	--	--	--	--	--	--
10.45	PSG-10-15-5 [4]	08/16/2022	Parcel 10, perimeter soil gas-10-15	<100 UJ	<100	<20	<100	<100 UJ	**84 J**	<100	**5,000 J+**	<10 UJ	--	--	--	--	--	<100
10.45	PSG-10-15-15 [4]	08/16/2022	Parcel 10, perimeter soil gas-10-15	<100 UJ	<100	<20	<100	<100 UJ	**160 J**	<100	**13,000 J+**	<10 UJ	--	--	--	--	--	<100
10.45	PSG-10-19-5 [4]	08/16/2022	Parcel 10, perimeter soil gas-10-19	<100 UJ	<100	<20	<100	<100 UJ	**79 J**	<100	**6,100 J+**	<10 UJ	--	--	--	--	--	<100
10.45	PSG-10-19-15 [4]	08/16/2022	Parcel 10, perimeter soil gas-10-19	<100 UJ	<100	<20	<100	<100 UJ	**160 J**	<100	**14,000 J+**	<10 UJ	--	--	--	--	--	<100
10.47	10.47-AA-042419	04/24/2019	Outdoor air	<0.099	<0.10	<0.10	<0.099	<0.099	<0.17	<0.14	<0.13	<0.13	--	--	--	--	--	--
10.47	10.47-01-042419	04/24/2019	Living room air (1st Floor)	<0.099	<0.10	**0.25**	<0.099	<0.099	<0.17	<0.14	**1.1**	<0.13	--	--	--	--	--	--
10.47	10.47-11-042419	04/24/2019	Living room air (1st Floor) (Duplicate)	<0.099	<0.10	**0.22**	<0.099	<0.099	<0.17	<0.14	**1.0**	<0.13	--	--	--	--	--	--
10.47	10.47-02-042419	04/24/2019	Bathroom air (1st Floor)	<0.099	<0.10	**0.33**	<0.099	<0.099	<0.17	<0.14	**1.3**	<0.13	--	--	--	--	--	--
10.47	10.47-03-042419	04/24/2019	Bedroom (master) air (1st Floor)	<0.099	<0.10	**0.37**	<0.099	<0.099	**0.28**	<0.14	**1.3**	<0.13	--	--	--	--	--	--
10.47	PSG-10-14-5 [4]	03/05/2019	Perimeter soil gas-10-14	<8.0	<8.0	<8.0	<8.0	<8.0	**86**	<8.0	**3,890**	<8.0	--	<80	<80	<80	--	--
10.47	PSG-10-14-15 [4]	03/05/2019	Perimeter soil gas-10-14	**51**	**4.0 J**	<8.0	<8.0	<8.0	**428**	<8.0	**28,800**	<8.0	--	<80	<80	<80	--	--
10.47	PSG-10-15-5 [4]	03/05/2019	Perimeter soil gas-10-15	**10**	<8.0	<8.0	<8.0	<8.0	**148**	<8.0	**9,820**	<8.0	--	<80	<80	<80	--	--
10.47	PSG-10-15-15 [4]	03/05/2019	Perimeter soil gas-10-15	**33**	<8.0	<8.0	<8.0	<8.0	**376**	<8.0	**27,100**	<8.0	--	<80	<80	<80	--	--
10.47	PSG-10-16-5 [4]	03/05/2019	Perimeter soil gas-10-16	<8.0	<8.0	<8.0	<8.0	<8.0	**127**	<8.0	**8,220**	<8.0	--	<80	<80	<80	--	--
10.47	PSG-10-16-15 [4]	03/05/2019	Perimeter soil gas-10-16	**27**	<8.0	<8.0	<8.0	<8.0	**371**	<8.0	**26,300**	<8.0	--	<80	<80	<80	--	--
10.47	PSG-10-19-5 [4]	03/07/2019	Perimeter soil gas-10-19	**55**	<8.0	<8.0	<8.0	<8.0	**500**	<8.0	**33,000**	<8.0	--	<8.0	<8.0	<8.0	--	--

TABLE A-6

HISTORICAL RESIDENTIAL INDOOR AIR AND SOIL GAS SAMPLING RESULTS
Former Ford Aeronutronic Facility
Newport Beach, California

Building ID	Sample ID	Date [2]	Location Description	Volatile Organic Compounds [1] (µg/m³)									Leak Detection Compounds [1]					
				1,1-DCE	1,1-DCA	1,2-DCA	cis-1,2-DCE	trans-1,2-DCE	PCE	1,1,1-TCA	TCE	Vinyl Chloride	Helium (ppmv)	Heptane (µg/m³)	Hexane (µg/m³)	Pentane (µg/m³)	TFA (µg/m³)	DFA (µg/m³)
10.47	PSG-10-19-15 [4]	03/07/2019	Perimeter soil gas-10-19	**39**	<8.0	<8.0	<8.0	<8.0	**323**	<8.0	**20,900**	<8.0	--	<8.0	<8.0	<8.0	--	--
10.47	10.47-AA-073119	07/31/2019	RESAMPLE Outdoor air	<0.099	<0.10	<0.10	<0.099	<0.099	<0.17	<0.14	<0.13	<0.13	--	--	--	--	--	--
10.47	10.47-01-073119	07/31/2019	RESAMPLE Living room air (1st Floor)	<0.099	<0.10	**0.21**	<0.099	<0.099	<0.17	<0.14	**3.1**	<0.13	--	--	--	--	--	--
10.47	10.47-02-073119	07/31/2019	RESAMPLE Bathroom air (1st Floor)	<0.099	<0.10	**0.20**	<0.099	<0.099	**0.27**	<0.14	**3.0**	<0.13	--	--	--	--	--	--
10.47	10.47-03-073119	07/31/2019	RESAMPLE Bedroom (master) air (1st Floor)	<0.099	<0.10	**0.18**	<0.099	<0.099	**0.20**	<0.14	**3.0**	<0.13	--	--	--	--	--	--
10.47	10.47-AA-100919	10/09/2019	RESAMPLE Outdoor air	<0.099	<0.10	<0.10	<0.099	<0.099	<0.17	<0.14	<0.13	<0.13	--	--	--	--	--	--
10.47	10.47-01-100919 [13]	10/09/2019	RESAMPLE Living room air (1st Floor) (M)	<0.099	<0.10	<0.10	<0.099	<0.099	<0.17	<0.14	**0.58**	<0.13	--	--	--	--	--	--
10.47	10.47-02-100919 [13]	10/09/2019	RESAMPLE Bathroom air (1st Floor) (M)	<0.099	<0.10	<0.10	<0.099	<0.099	<0.17	<0.14	**0.62**	<0.13	--	--	--	--	--	--
10.47	10.47-03-100919 [13]	10/09/2019	RESAMPLE Bedroom (master) air (1st Floor) (M)	<0.099	<0.10	<0.10	<0.099	<0.099	<0.17	<0.14	**0.42**	<0.13	--	--	--	--	--	--
10.47	PSG-10-14-5 [4]	07/17/2019	Perimeter soil gas-10-14	**6.0 J**	<8.0	<8.0	<8.0	<8.0	**101**	<8.0	**3,570**	<8.0	--	<80	<80	<80	--	--
10.47	PSG-10-14-15 [4]	07/17/2019	Perimeter soil gas-10-14	**41**	<8.0	<8.0	<8.0	<8.0	**345**	<8.0	**25,100**	<8.0	--	<80	<80	<80	--	--
10.47	PSG-10-14-15 REP [4]	07/17/2019	Perimeter soil gas-10-14 (Replicate)	**41**	<8.0	<8.0	<8.0	<8.0	**304**	<8.0	**22,900**	<8.0	--	<80	<80	<80	--	--
10.47	PSG-10-15-5 [4]	07/17/2019	Perimeter soil gas-10-15	**14**	<8.0	<8.0	<8.0	<8.0	**171**	<8.0	**11,300**	<8.0	--	<80	<80	<80	--	--
10.47	PSG-10-15-15 [4]	07/17/2019	Perimeter soil gas-10-15	**31**	<8.0	**3.0 J**	<8.0	<8.0	**280**	<8.0	**23,300**	<8.0	--	<80	<80	<80	--	--
10.47	PSG-10-16-5 [4]	07/15/2019	Perimeter soil gas-10-16	**5.0 J**	<8.0	<8.0	<8.0	<8.0	**130**	<8.0	**7,770**	<8.0	--	<80	<80	<80	--	--
10.47	PSG-10-16-15 [4]	07/15/2019	Perimeter soil gas-10-16	**30**	<8.0	<8.0	<8.0	<8.0	**318**	<8.0	**23,500**	<8.0	--	<80	<80	<80	--	--
10.47	PSG-10-19-5 [4]	07/15/2019	Perimeter soil gas-10-19	**57**	<8.0	<8.0	<8.0	<8.0	**401**	<8.0	**30,300**	<8.0	--	<80	<80	<80	--	--
10.47	PSG-10-19-15 [4]	07/15/2019	Perimeter soil gas-10-19	**32**	<8.0	<8.0	<8.0	<8.0	**284**	<8.0	**20,300**	<8.0	--	<80	<80	<80	--	--
10.47	10.47-AA-061621	06/16/2021	RESAMPLE Outdoor air	<0.099	<0.10	<0.10	<0.099	<0.099	<0.17	<0.14	<0.13	<0.13	--	--	--	--	--	--
10.47	10.47-01-061621-M	06/16/2021	RESAMPLE Living room air (1st Floor) (M)	<0.099	<0.10	**0.22**	<0.099	<0.099	<0.17	<0.14	**1.6**	<0.13	--	--	--	--	--	--
10.47	10.47-02-061621-M	06/16/2021	RESAMPLE Bathroom air (1st Floor) (M)	<0.099	<0.10	**0.22**	<0.099	<0.099	**0.18**	<0.14	**1.9**	<0.13	--	--	--	--	--	--
10.47	10.47-03-061621-M	06/16/2021	RESAMPLE Bedroom (master) air (1st Floor) (M)	<0.099	<0.10	**0.23**	<0.099	<0.099	**0.50**	<0.14	**1.7**	<0.13	--	--	--	--	--	--
10.47	PSG-10-14-5 [4]	06/01/2021	Perimeter soil gas-10-14 air	<8.0	<8.0	<8.0	<8.0	<8.0	**60**	<8.0	**1,400**	<8.0	--	<80	<80	<80	--	--
10.47	PSG-10-14-5 REP [4]	06/01/2021	Perimeter soil gas-10-14 air (Replicate)	<8.0	<8.0	<8.0	<8.0	<8.0	**60**	<8.0	**1,330**	<8.0	--	<80	<80	<80	--	--
10.47	PSG-10-15-5 [4]	06/01/2021	Perimeter soil gas-10-15 air	**5.0 J**	<8.0	<8.0	<8.0	<8.0	**117**	<8.0	**7,610**	<8.0	--	<80	<80	<80	--	--
10.47	PSG-10-15-15 [4]	06/01/2021	Perimeter soil gas-10-15 air	**21**	**3.0 J**	<8.0	<8.0	<8.0	**253**	<8.0	**24,300**	<8.0	--	<80	<80	<80	--	--
10.47	PSG-10-16-5 [4]	06/01/2021	Perimeter soil gas-10-16 air	**2.0 J**	<8.0	<8.0	<8.0	<8.0	**89**	<8.0	**5,360**	<8.0	--	<80	<80	<80	--	--
10.47	PSG-10-16-15 [4]	06/01/2021	Perimeter soil gas-10-16 air	**18**	<8.0	<8.0	<8.0	<8.0	**261**	<8.0	**24,400**	<8.0	--	<80	<80	<80	--	--
10.47	PSG-10-19-5 [4]	06/02/2021	Perimeter soil gas-10-19 air	**5.0 J**	<8.0	<8.0	<8.0	<8.0	**120**	<8.0	**7,700**	<8.0	--	<80	<80	<80	--	--
10.47	PSG-10-19-15 [4]	06/02/2021	Perimeter soil gas-10-19 air	**33**	<8.0	<8.0	<8.0	<8.0	**353**	<8.0	**23,500**	<8.0	--	<80	<80	<80	--	--
10.47	10.47-AA-070921	07/09/2021	RESAMPLE Outdoor air	<0.099	<0.10	<0.10	<0.099	<0.099	<0.17	<0.14	<0.13	<0.13	--	--	--	--	--	--
10.47	10.47-01-070921-M	07/09/2021	RESAMPLE Living room air (1st Floor) (M)	<0.099	<0.10	<0.10	<0.099	<0.099	<0.17	<0.14	**0.40**	<0.13	--	--	--	--	--	--
10.47	10.47-02-070921-M	07/09/2021	RESAMPLE Bathroom air (1st Floor) (M)	<0.099	<0.10	<0.10	<0.099	<0.099	**1.9**	**0.81**	**0.36**	<0.13	--	--	--	--	--	--
10.47	10.47-03-070921-M	07/09/2021	RESAMPLE Bedroom (master) air (1st Floor) (M)	<0.099	<0.10	<0.10	<0.099	<0.099	<0.17	<0.14	**0.24**	<0.13	--	--	--	--	--	--
10.47	PSG-10-14-5 [4]	09/10/2021	Perimeter soil gas-10-14 air	<8.0	<8.0	<8.0	<8.0	<8.0	**59 J**	<8.0	**1,090**	<8.0	--	<80	<80	<80	--	--
10.47	PSG-10-15-5 [4]	09/10/2021	Perimeter soil gas-10-15 air	<8.0	<8.0	<8.0	<8.0	<8.0	**112 J**	<8.0	**5,090**	<8.0	--	<80	<80	<80	--	--
10.47	PSG-10-15-15 [4]	09/10/2021	Perimeter soil gas-10-15 air	**8.0**	<8.0	<8.0	<8.0	<8.0	**298 J**	<8.0	**21,200**	<8.0	--	<80	<80	<80	--	--
10.47	PSG-10-16-5 [4]	09/10/2021	Perimeter soil gas-10-16 air	<8.0	<8.0	<8.0	<8.0	<8.0	**101 J**	<8.0	**5,200**	<8.0	--	<80	<80	<80	--	--
10.47	PSG-10-19-5 [4]	09/13/2021	Perimeter soil gas-10-19 air	<8.0	<8.0	<8.0	<8.0	<8.0	**127 J**	<8.0	**7,540**	<8.0 UJ	--	<80	<80	<80	--	--
10.47	PSG-10-19-5 REP [4]	09/13/2021	Perimeter soil gas-10-19 air (Replicate)	**3.0 J**	<8.0	<8.0	<8.0	<8.0	**156 J**	<8.0	**9,410**	<8.0 UJ	--	<80	<80	<80	--	--
10.47	PSG-10-19-15 [4]	09/13/2021	Perimeter soil gas-10-19 air	**27**	<8.0	<8.0	<8.0	<8.0	**342 J**	<8.0	**23,200**	<8.0 UJ	--	<80	<80	<80	--	--
10.48	10.48-AA-050319	05/03/2019	Outdoor air	<0.099	<0.10	<0.10	<0.099	<0.099	<0.17	<0.14	<0.13	<0.13	--	--	--	--	--	--
10.48	10.48-01-050319	05/03/2019	Living room air (2nd Floor)	<0.099	<0.10	<0.10	<0.099	<0.099	<0.17	<0.14	<0.13	<0.13	--	--	--	--	--	--
10.48	10.48-02-050319	05/03/2019	Bathroom air (2nd Floor)	<0.099	<0.10	<0.10	<0.099	<0.099	<0.17	<0.14	<0.13	<0.13	--	--	--	--	--	--
10.48	10.48-03-050319	05/03/2019	Bedroom air (2nd Floor)	<0.099	<0.10	**0.13**	<0.099	<0.099	<0.17	<0.14	<0.13	<0.13	--	--	--	--	--	--
10.48	PSG-10-17-5 [4]	03/05/2019	Perimeter soil gas-10-17	**14**	<8.0	<8.0	<8.0	<8.0	**198**	<8.0	**13,400**	<8.0	--	<80	<80	<80	--	--
10.48	PSG-10-17-15 [4]	03/05/2019	Perimeter soil gas-10-17	**37**	<8.0	<8.0	<8.0	<8.0	**366**	<8.0	**26,500**	<8.0	--	<80	<80	<80	--	--
10.48	10.48-AA-101420	10/14/2020	RESAMPLE Outdoor air	<0.099	<0.10	**0.14**	<0.099	<0.099	<0.17	<0.14	<0.13	<0.13	--	--	--	--	--	--
10.48	10.48-01-101420	10/14/2020	RESAMPLE Living room air (2nd Floor)	**0.16**	<0.10	**0.41**	<0.099	<0.099	<0.17	<0.14	**0.20**	<0.13	--	--	--	--	--	--
10.48	10.48-02-101420	10/14/2020	RESAMPLE Bathroom air (2nd Floor)	**0.12**	<0.10	**0.45**	<0.099	<0.099	<0.17	<0.14	**0.21**	<0.13	--	--	--	--	--	--
10.48	10.48-03-101420	10/14/2020	RESAMPLE Bedroom (master) air (2nd Floor)	**0.11**	<0.10	**0.42**	<0.099	<0.099	<0.17	<0.14	**0.19**	<0.13	--	--	--	--	--	--
10.48	PSG-10-17-5 [4]	08/26/2020	Perimeter soil gas-10-17	<8.0	<8.0	**2.0 J**	<8.0	<8.0	**144**	<8.0	**9,180**	<8.0	--	<80	<80	<80	--	--
10.48	PSG-10-17-15 [4]	08/26/2020	Perimeter soil gas-10-17	**15**	<8.0	<8.0	<8.0	<8.0	**265**	<8.0	**18,500**	<8.0	--	<80	<80	<80	--	--
10.50	10.50-AA-070120	07/01/2020	Outdoor air	<0.099	<0.10	<0.10	<0.099	<0.099	<0.17	<0.14	<0.13	<0.13	--	--	--	--	--	--
10.50	10.50-01-070120	07/01/2020	Living room air (2nd Floor)	<0.099	<0.10	<0.10	<0.099	<0.099	<0.17	<0.14	<0.13	<0.13	--	--	--	--	--	--
10.50	10.50-11-070120	07/01/2020	Living room air (2nd Floor) (Duplicate)	<0.099	<0.10	<0.10	<0.099	<0.099	<0.17	<0.14	<0.13	<0.13	--	--	--	--	--	--

TABLE A-6

HISTORICAL RESIDENTIAL INDOOR AIR AND SOIL GAS SAMPLING RESULTS
Former Ford Aeronutronic Facility
Newport Beach, California

Building ID	Sample ID	Date [2]	Location Description	Volatile Organic Compounds [1] (µg/m³)									Leak Detection Compounds [1]					
				1,1-DCE	1,1-DCA	1,2-DCA	cis-1,2-DCE	trans-1,2-DCE	PCE	1,1,1-TCA	TCE	Vinyl Chloride	Helium (ppmv)	Heptane (µg/m³)	Hexane (µg/m³)	Pentane (µg/m³)	TFA (µg/m³)	DFA (µg/m³)
10.50	10.50-02-070120	07/01/2020	Bathroom air (2nd Floor)	<0.099	<0.10	<0.10	<0.099	<0.099	<0.17	<0.14	<0.13	<0.13	--	--	--	--	--	--
10.50	10.50-03-070120	07/01/2020	Bedroom (master) air (2nd Floor)	<0.099	<0.10	<0.10	<0.099	<0.099	<0.17	<0.14	<0.13	<0.13	--	--	--	--	--	--
10.50	PSG-10-18-5 [4]	05/19/2020	Perimeter soil gas-10-18	<8.0	<8.0	<8.0	<8.0	<8.0	**185**	<8.0	**11,900**	<8.0	--	<80	<80	<80	--	--
10.50	PSG-10-18-10.5 [4]	05/19/2020	Perimeter soil gas-10-18	<8.0	<8.0	<8.0	<8.0	<8.0	**299**	<8.0	**20,500**	<8.0	--	<80	<80	<80	--	--
10.52	10.52-AA-061020	06/10/2020	Outdoor air	<0.099	<0.10	<0.10	<0.099	<0.099	<0.17	<0.14	<0.13	<0.13	--	--	--	--	--	--
10.52	10.52-01-061020	06/10/2020	Family room air (2nd Floor)	<0.099	<0.10	**0.11**	<0.099	<0.099	<0.17	<0.14	<0.13	<0.13	--	--	--	--	--	--
10.52	10.52-11-061020	06/10/2020	Family room air (2nd Floor) (Duplicate)	<0.099	<0.10	**0.11**	<0.099	<0.099	<0.17	<0.14	<0.13	<0.13	--	--	--	--	--	--
10.52	10.52-02-061020	06/10/2020	Bathroom air (2nd Floor)	<0.099	<0.10	<0.10	<0.099	<0.099	<0.17	<0.14	<0.13	<0.13	--	--	--	--	--	--
10.52	10.52-03-061020	06/10/2020	Bedroom (master) air (2nd Floor)	<0.099	<0.10	**0.12**	<0.099	<0.099	**0.17**	<0.14	<0.13	<0.13	--	--	--	--	--	--
10.52	PSG-10-20-5 [4]	05/20/2020	Perimeter soil gas-10-20	**13**	<8.0	<8.0	<8.0	<8.0	**183**	<8.0	**9,240**	<8.0	--	<80	<80	<80	--	--
10.52	PSG-10-20-15 [4]	05/20/2020	Perimeter soil gas-10-20	**80**	<8.0	<8.0	<8.0	<8.0	**431**	<8.0	**28,200**	<8.0	--	<80	<80	<80	--	--
10.52	PSG-10-20-15 REP [4]	05/20/2020	Perimeter soil gas-10-20 (Replicate)	**96**	<8.0	<8.0	<8.0	<8.0	**502**	<8.0	**34,100**	<8.0	--	<80	<80	<80	--	--
10.54	10.54-AA-082818	08/28/2018	Outdoor air	<0.099	<0.10	<0.10	<0.099	<0.099	<0.17	<0.14	<0.13	<0.13	--	--	--	--	--	--
10.54	10.54-01-082818	08/28/2018	Bedroom (office) air (2nd Floor)	<0.099	<0.10	<0.10	<0.099	<0.099	<0.17	<0.14	<0.13	<0.13	--	--	--	--	--	--
10.54	10.54-02-082818	08/28/2018	Bathroom air (2nd Floor)	<0.099	<0.10	<0.10	<0.099	<0.099	<0.17	<0.14	<0.13	<0.13	--	--	--	--	--	--
10.54	10.54-03-082818	08/28/2018	Dining room air (2nd Floor)	<0.099	<0.10	<0.10	<0.099	<0.099	<0.17	<0.14	<0.13	<0.13	--	--	--	--	--	--
10.54	10.54-04-082818	08/28/2018	Garage air (1st Floor)	<0.099	<0.10	<0.10	<0.099	<0.099	<0.17	<0.14	**0.56**	<0.13	--	--	--	--	--	--
10.54	10.54-AA-050819	05/08/2019	RESAMPLE Outdoor air	<0.099	<0.10	<0.10	<0.099	<0.099	<0.17	<0.14	<0.13	<0.13	--	--	--	--	--	--
10.54	10.54-01-050819	05/08/2019	RESAMPLE Bedroom (office) air (2nd Floor)	<0.099	<0.10	**0.11**	<0.099	<0.099	<0.17	<0.14	<0.13	<0.13	--	--	--	--	--	--
10.54	10.54-02-050819	05/08/2019	RESAMPLE Bathroom air (2nd Floor)	<0.099	<0.10	**0.11**	<0.099	<0.099	**0.19**	<0.14	<0.13	<0.13	--	--	--	--	--	--
10.54	10.54-03-050819	05/08/2019	RESAMPLE Dining room air (2nd Floor)	<0.099	<0.10	**0.11**	<0.099	<0.099	<0.17	<0.14	<0.13	<0.13	--	--	--	--	--	--
10.54	10.54-33-050819	05/08/2019	RESAMPLE Dining room air (2nd Floor) (Duplicate)	<0.099	<0.10	**0.12**	<0.099	<0.099	<0.17	<0.14	<0.13	<0.13	--	--	--	--	--	--
10.54	PSG-10-20-5 [4]	03/07/2019	Perimeter soil gas-10-20	**30**	<8.0	<8.0	<8.0	<8.0	**221**	<8.0	**12,400**	<8.0	--	<8.0	<8.0	<8.0	--	--
10.54	PSG-10-20-15 [4]	03/07/2019	Perimeter soil gas-10-20	**150**	**4.0 J**	<8.0	<8.0	<8.0	**725**	<8.0	**46,400**	<8.0	--	<8.0	<8.0	<8.0	--	--
10.54	10.54-AA-112619	11/26/2019	RESAMPLE Outdoor air	<0.099	<0.10	<0.10	<0.099	<0.099	<0.17	<0.14	<0.13	<0.13	--	--	--	--	--	--
10.54	10.54-01-112619	11/26/2019	RESAMPLE Bedroom (office) air (2nd Floor)	<0.099	<0.10	**0.71**	<0.099	<0.099	<0.17	<0.14	**0.30**	<0.13	--	--	--	--	--	--
10.54	10.54-02-112619	11/26/2019	RESAMPLE Bathroom air (2nd Floor)	<0.099	<0.10	**0.66**	<0.099	<0.099	<0.17	<0.14	**0.34**	<0.13	--	--	--	--	--	--
10.54	10.54-03-112619	11/26/2019	RESAMPLE Dining room air (2nd Floor)	<0.099	<0.10	**0.71**	<0.099	<0.099	<0.17	<0.14	**0.33**	<0.13	--	--	--	--	--	--
10.54	PSG-10-20-5 [4]	07/15/2019	Perimeter soil gas-10-20	**17**	<8.0	<8.0	<8.0	<8.0	**154**	<8.0	**9,630**	<8.0	--	<80	<80	<80	--	--
10.54	PSG-10-20-15 [4]	07/15/2019	Perimeter soil gas-10-20	**107**	<8.0	**7.0 J**	**4.0 J**	<8.0	**476**	<8.0	**34,400**	<8.0	--	<80	<80	<80	--	--
10.54	10.54-AA-051921	05/19/2021	RESAMPLE Outdoor air	<0.099	<0.10	<0.10	<0.099	<0.099	<0.17	<0.14	<0.13	<0.13	--	--	--	--	--	--
10.54	10.54-01-051921	05/19/2021	RESAMPLE Bedroom (office) air (2nd Floor)	<0.099	<0.10	**0.35**	<0.099	<0.099	<0.17	<0.14	<0.13	<0.13	--	--	--	--	--	--
10.54	10.54-02-051921	05/19/2021	RESAMPLE Bathroom air (2nd Floor)	<0.099	<0.10	**0.44**	<0.099	<0.099	<0.17	<0.14	<0.13	<0.13	--	--	--	--	--	--
10.54	10.54-03-051921	05/19/2021	RESAMPLE Dining room air (2nd Floor)	<0.099	<0.10	**0.29**	<0.099	<0.099	<0.17	<0.14	<0.13	<0.13	--	--	--	--	--	--
10.54	PSG-10-20-5 [4]	06/02/2021	Perimeter soil gas-10-20 air	**4.0 J**	<8.0	<8.0	<8.0	<8.0	**60**	<8.0	**3,190**	<8.0	--	<80	<80	<80	--	--
10.54	PSG-10-20-15 [4]	06/02/2021	Perimeter soil gas-10-20 air	**68**	**7.0 J**	<8.0	<8.0	<8.0	**264**	<8.0	**18,100**	<8.0	--	<80	<80	<80	--	--
10.54	10.54-AA-060322	06/03/2022	RESAMPLE Outdoor air	<0.099	<0.10	<0.10	<0.20	<0.099	<0.17	<0.14	<0.13	<0.13	--	--	--	--	--	--
10.54	10.54-01-060322	06/03/2022	RESAMPLE Bedroom (office) air (2nd Floor)	<0.099	<0.10	**0.17**	<0.20	<0.099	<0.17	<0.14	**0.13**	<0.13	--	--	--	--	--	--
10.54	10.54-11-060322	06/03/2022	RESAMPLE Bedroom (office) air (2nd Floor) (Replicate)	<0.099	<0.10	**0.18**	<0.20	<0.099	<0.17	<0.14	<0.13	<0.13	--	--	--	--	--	--
10.54	10.54-02-060322	06/03/2022	RESAMPLE Bathroom air (2nd Floor)	<0.099	<0.10	**0.17**	<0.20	<0.099	<0.17	<0.14	<0.13	<0.13	--	--	--	--	--	--
10.54	10.54-03-060322	06/03/2022	RESAMPLE Dining room air (2nd Floor)	<0.099	<0.10	**0.16**	<0.20	<0.099	**1.2**	<0.14	<0.13	<0.13	--	--	--	--	--	--
10.54	PSG-10-20-5 [4]	05/03/2022	Perimeter soil gas-10-20 air	**9.0**	<4.0	<4.0	<4.0	<4.0	**85**	<4.0	**5,530**	<4.0	--	<40	<40	<40	--	--
10.54	PSG-10-20-15 [4]	05/03/2022	Perimeter soil gas-10-20 air	**62**	<4.0	<4.0	<4.0	<4.0	**266**	<4.0	**17,100**	<4.0	--	<40	<40	<40	--	--
10.56	10.56-AA-083118	08/31/2018	Outdoor air	<0.099	<0.10	<0.10	<0.099	<0.099	<0.17	<0.14	<0.13	<0.13	--	--	--	--	--	--
10.56	10.56-01-083118	08/31/2018	Dining room air (1st Floor)	<0.099	<0.10	**0.12**	<0.099	<0.099	**4.2**	<0.14	**4.5**	<0.13	--	--	--	--	--	--
10.56	10.56-02-083118	08/31/2018	Bedroom (guest) air (1st Floor)	<0.099	<0.10	**0.11**	<0.099	<0.099	**3.9**	<0.14	**4.0**	<0.13	--	--	--	--	--	--
10.56	10.56-03-083118	08/31/2018	Bathroom air (1st Floor)	<0.099	<0.10	**0.11**	<0.099	<0.099	**3.9**	<0.14	**5.0**	<0.13	--	--	--	--	--	--
10.56	10.56-04-083118	08/31/2018	Garage air (1st Floor)	<0.099	<0.10	<0.10	<0.099	<0.099	**1.4**	**1.0**	**16**	<0.13	--	--	--	--	--	--
10.56	10.56-AA-091118	09/11/2018	RESAMPLE Outdoor air	<0.099	<0.10	<0.10	<0.099	<0.099	<0.17	<0.14	<0.13	<0.13	--	--	--	--	--	--
10.56	10.56-01-091118	09/11/2018	RESAMPLE Dining room air (1st Floor)	<0.099	<0.10	**0.11**	<0.099	<0.099	**4.0**	<0.14	**5.5**	<0.13	--	--	--	--	--	--
10.56	10.56-02-091118	09/11/2018	RESAMPLE Bathroom air (1st Floor)	<0.099	<0.10	<0.10	<0.099	<0.099	**4.3**	<0.14	**3.9**	<0.13	--	--	--	--	--	--
10.56	10.56-03-091118	09/11/2018	RESAMPLE Bedroom (guest) air (1st Floor)	<0.099	<0.10	**0.13**	<0.099	<0.099	**3.1**	<0.14	**5.0**	<0.13	--	--	--	--	--	--
10.56	10.56-04-091118	09/11/2018	RESAMPLE Garage air (1st Floor)	<0.099	<0.10	<0.10	<0.099	<0.099	**0.56**	**0.50**	**2.1**	<0.13	--	--	--	--	--	--
10.56	10.56-AA-091318	09/13/2018	RESAMPLE Outdoor air	<0.099	<0.10	<0.10	<0.099	<0.099	<0.17	<0.14	<0.13	<0.13	--	--	--	--	--	--
10.56	10.56-01-091318 [13]	09/13/2018	RESAMPLE Dining room air (1st Floor) (M)	<0.099	<0.10	<0.10	<0.099	<0.099	**0.57**	<0.14	**0.77**	<0.13	--	--	--	--	--	--
10.56	10.56-02-091318 [13]	09/13/2018	RESAMPLE Bathroom air (1st Floor) (M)	<0.099	<0.10	<0.10	<0.099	<0.099	**0.76**	<0.14	**1.4**	<0.13	--	--	--	--	--	--

TABLE A-6

HISTORICAL RESIDENTIAL INDOOR AIR AND SOIL GAS SAMPLING RESULTS
Former Ford Aeronutronic Facility
Newport Beach, California

Building ID	Sample ID	Date [2]	Location Description	Volatile Organic Compounds [1] (µg/m³)									Leak Detection Compounds [1]					
				1,1-DCE	1,1-DCA	1,2-DCA	cis-1,2-DCE	trans-1,2-DCE	PCE	1,1,1-TCA	TCE	Vinyl Chloride	Helium (ppmv)	Heptane (µg/m³)	Hexane (µg/m³)	Pentane (µg/m³)	TFA (µg/m³)	DFA (µg/m³)
10.56	10.56-03-091318 [13]	09/13/2018	RESAMPLE Bedroom (guest) air (1st Floor) (M)	<0.099	<0.10	<0.10	<0.099	<0.099	**0.69**	<0.14	**1.0**	<0.13	--	--	--	--	--	--
10.56	10.56-04-091318 [13]	09/13/2018	RESAMPLE Garage air (1st Floor) (M)	<0.099	<0.10	<0.10	<0.099	<0.099	<0.17	<0.14	**0.20**	<0.13	--	--	--	--	--	--
10.56	10.56-AA-111618	11/16/2018	RESAMPLE Outdoor air	<0.099	<0.10	<0.10	<0.099	<0.099	**0.23**	<0.14	<0.13	<0.13	--	--	--	--	--	--
10.56	10.56-01-111618	11/16/2018	RESAMPLE Dining room air (1st Floor)	<0.099	<0.10	**0.12**	<0.099	<0.099	**1.0**	<0.14	**2.9**	<0.13	--	--	--	--	--	--
10.56	10.56-11-111618	11/16/2018	RESAMPLE Dining room air (1st Floor) (Duplicate)	<0.099	<0.10	**0.11**	<0.099	<0.099	**0.86**	<0.14	**2.4**	<0.13	--	--	--	--	--	--
10.56	10.56-02-111618	11/16/2018	RESAMPLE Bathroom air (1st Floor)	<0.099	<0.10	**0.16**	<0.099	<0.099	**1.1**	<0.14	**3.8**	<0.13	--	--	--	--	--	--
10.56	10.56-03-111618	11/16/2018	RESAMPLE Bedroom (guest) air (1st Floor)	<0.099	<0.10	**0.12**	<0.099	<0.099	**1.1**	<0.14	**4.3**	<0.13	--	--	--	--	--	--
10.56	10.56-04-111618	11/16/2018	RESAMPLE Garage air (1st Floor)	<0.099	<0.10	<0.10	<0.099	<0.099	**0.30**	<0.14	**1.6**	<0.13	--	--	--	--	--	--
10.56	10.56-AA-011819	01/18/2019	RESAMPLE Outdoor air	<0.099	<0.10	<0.10	<0.099	<0.099	<0.17	<0.14	<0.13	<0.13	--	--	--	--	--	--
10.56	10.56-01-011819 [13]	01/18/2019	RESAMPLE Dining room air (1st Floor) (M)	<0.099	<0.10	**0.11**	<0.099	<0.099	**0.29**	<0.14	**1.2**	<0.13	--	--	--	--	--	--
10.56	10.56-02-011819 [13]	01/18/2019	RESAMPLE Bedroom (guest) air (1st Floor) (M)	<0.099	<0.10	**0.11**	<0.099	<0.099	**0.3**	<0.14	**1.7**	<0.13	--	--	--	--	--	--
10.56	10.56-03-011819 [13]	01/18/2019	RESAMPLE Bathroom air (1st Floor) (M)	<0.099	<0.10	**0.11**	<0.099	<0.099	**0.24**	<0.14	**1.6**	<0.13	--	--	--	--	--	--
10.56	10.56-04-011819 [13]	01/18/2019	RESAMPLE Garage air (1st Floor) (M)	<0.099	<0.10	**0.11**	<0.099	<0.099	<0.17	<0.14	**0.54**	<0.13	--	--	--	--	--	--
10.56	PSG-10-21-5 [4]	03/07/2019	Perimeter soil gas-10-21	**29**	<8.0	<8.0	<8.0	<8.0	**274**	<8.0	**15,900**	<8.0	--	<8.0	<8.0	<8.0	--	--
10.56	PSG-10-21-15 [4]	03/07/2019	Perimeter soil gas-10-21	**96**	<8.0	<8.0	<8.0	<8.0	**636**	<8.0	**39,300**	<8.0	--	<8.0	<8.0	<8.0	--	--
10.56	PSG-10-23-5 [4]	03/07/2019	Perimeter soil gas-10-23	<8.0	<8.0	<8.0	<8.0	<8.0	**75**	<8.0	**2,660**	<8.0	--	<8.0	<8.0	<8.0	--	--
10.56	PSG-10-23-15 [4]	03/07/2019	Perimeter soil gas-10-23	**35**	<8.0	<8.0	<8.0	<8.0	**242**	<8.0	**13,200**	**14**	--	<8.0	<8.0	<8.0	--	--
10.56	PSG-10-25-5 [4]	03/07/2019	Perimeter soil gas-10-25	<8.0	<8.0	<8.0	<8.0	<8.0	**131**	<8.0	**5,670**	<8.0	--	<8.0	<8.0	<8.0	--	--
10.56	PSG-10-25-15 [4]	03/07/2019	Perimeter soil gas-10-25	**60**	**6.0 J**	**27**	<8.0	<8.0	**476**	<8.0	**28,800**	<8.0	--	<8.0	<8.0	<8.0	--	--
10.56	10.56-AA-080719	08/07/2019	RESAMPLE Outdoor air	<0.099	<0.10	<0.10	<0.099	<0.099	<0.17	<0.14	<0.13	<0.13	--	--	--	--	--	--
10.56	10.56-01-080719	08/07/2019	RESAMPLE Dining room air (1st Floor)	<0.099	<0.10	<0.10	<0.099	<0.099	**0.72**	<0.14	**1.1**	<0.13	--	--	--	--	--	--
10.56	10.56-11-080719	08/07/2019	RESAMPLE Dining room air (1st Floor) (Duplicate)	<0.099	<0.10	<0.10	<0.099	<0.099	**0.76**	<0.14	**1.1**	<0.13	--	--	--	--	--	--
10.56	10.56-02-080719	08/07/2019	RESAMPLE Bedroom (guest) air (1st Floor)	<0.15	<0.16	<0.16	<0.15	<0.15	**0.86**	<0.21	**1.5**	<0.20	--	--	--	--	--	--
10.56	10.56-03-080719	08/07/2019	RESAMPLE Bathroom air (1st Floor)	<0.099	<0.10	<0.10	<0.099	<0.099	**0.94**	<0.14	**1.9**	<0.13	--	--	--	--	--	--
10.56	10.56-04-080719	08/07/2019	RESAMPLE Garage air (1st Floor)	<0.099	<0.10	**0.14**	<0.099	<0.099	**0.65**	<0.14	**0.93**	<0.13	--	--	--	--	--	--
10.56	PSG-10-21-5 [4]	07/15/2019	Perimeter soil gas-10-21	**31**	<8.0	<8.0	<8.0	<8.0	**245**	<8.0	**15,400**	<8.0	--	<80	<80	<80	--	--
10.56	PSG-10-21-15 [4]	07/15/2019	Perimeter soil gas-10-21	**69**	<8.0	**2.0 J**	<8.0	<8.0	**411**	<8.0	**29,100**	<8.0	--	<80	<80	<80	--	--
10.56	PSG-10-23-5 [4]	07/15/2019	Perimeter soil gas-10-23	<8.0	<8.0	<8.0	<8.0	<8.0	**122**	<8.0	**5,400**	<8.0	--	<80	<80	<80	--	--
10.56	PSG-10-25-5 [4]	07/15/2019	Perimeter soil gas-10-25	<8.0	<8.0	<8.0	<8.0	<8.0	**152**	<8.0	**5,970**	<8.0	--	<80	<80	<80	--	--
10.56	PSG-10-25-15 [4]	07/15/2019	Perimeter soil gas-10-25	**60**	<8.0	**26**	**4.0 J**	<8.0	**371**	<8.0	**26,000**	<8.0	--	<80	<80	<80	--	--
10.56	PSG-10-25-15 REP [4]	07/15/2019	Perimeter soil gas-10-25 (Replicate)	**55**	<8.0	**26**	**3.0 J**	<8.0	**330**	<8.0	**23,800**	<8.0	--	<80	<80	<80	--	--
10.56	10.56-AA-022820	02/28/2020	RESAMPLE Outdoor air	<0.099	<0.10	<0.10	<0.099	<0.099	<0.17	<0.14	<0.13	<0.13	--	--	--	--	--	--
10.56	10.56-01-022820-M	02/28/2020	RESAMPLE Dining room air (1st Floor) (M)	<0.099	<0.10	<0.10	<0.099	<0.099	**0.71**	<0.14	**2.1**	<0.13	--	--	--	--	--	--
10.56	10.56-11-022820-M	02/28/2020	RESAMPLE Dining room air (1st Floor) (M) (Duplicate)	<0.099	<0.10	<0.10	<0.099	<0.099	**0.71**	<0.14	**2.1**	<0.13	--	--	--	--	--	--
10.56	10.56-02-022820-M	02/28/2020	RESAMPLE Bedroom (guest) air (1st Floor) (M)	<0.099	<0.10	<0.10	<0.099	<0.099	**0.63**	<0.14	**2.1**	<0.13	--	--	--	--	--	--
10.56	10.56-03-022820-M	02/28/2020	RESAMPLE Bathroom air (1st Floor) (M)	<0.099	<0.10	<0.10	<0.099	<0.099	**0.28**	<0.14	**1.9**	<0.13	--	--	--	--	--	--
10.56	10.56-04-022820-M	02/28/2020	RESAMPLE Garage air (1st Floor) (M)	<0.099	<0.10	<0.10	<0.099	<0.099	**0.20**	<0.14	**0.89**	<0.13	--	--	--	--	--	--
10.56	PSG-10-21-5 [4]	01/27/2020	Perimeter soil gas-10-21	**29**	<8.0	<8.0	<8.0	<8.0	**272**	<8.0	**16,700**	<8.0	--	<80	<80	<80	--	--
10.56	PSG-10-21-15 [4]	01/27/2020	Perimeter soil gas-10-21	**82**	<8.0	<8.0	<8.0	<8.0	**517**	<8.0	**33,600**	<8.0	--	<80	<80	<80	--	--
10.56	PSG-10-23-5 [4]	01/27/2020	Perimeter soil gas-10-23	<8.0	<8.0	<8.0	<8.0	<8.0	**127**	<8.0	**5,330**	**4.0 J**	--	<80	<80	<80	--	--
10.56	PSG-10-23-15 [4]	01/27/2020	Perimeter soil gas-10-23	**27**	<8.0	**13**	<8.0	<8.0	**300**	<8.0	**17,200**	<8.0	--	<80	<80	<80	--	--
10.56	PSG-10-25-5 [4]	01/29/2020	Perimeter soil gas-10-25	<8.0	<8.0	<8.0	<8.0	<8.0	**115**	<8.0	**3,650**	<8.0	--	<80	<80	<80	--	--
10.56	PSG-10-25-15 [4]	01/29/2020	Perimeter soil gas-10-25	**26**	**5.0 J**	**5.0 J**	<8.0	<8.0	**369**	<8.0	**21,400**	<8.0	--	<80	<80	<80	--	--
10.56	10.56-AA-060921	06/09/2021	RESAMPLE Outdoor air	<0.099	<0.10	<0.10	<0.099	<0.099	<0.17	<0.14	<0.13	<0.13	--	--	--	--	--	--
10.56	10.56-01-060921-M	06/09/2021	RESAMPLE Dining room air (1st Floor) (M)	<0.099	<0.10	**0.52**	<0.099	<0.099	**0.46**	<0.14	<0.13	<0.13	--	--	--	--	--	--
10.56	10.56-02-060921-M	06/09/2021	RESAMPLE Bedroom (guest) air (1st Floor) (M)	<0.099	<0.10	**0.30**	<0.099	<0.099	<0.17	<0.14	<0.13	<0.13	--	--	--	--	--	--
10.56	10.56-03-060921-M	06/09/2021	RESAMPLE Bathroom air (1st Floor) (M)	<0.099	<0.10	**5.4**	**0.11**	<0.099	**0.53**	<0.14	**1.2**	<0.13	--	--	--	--	--	--
10.56	10.56-04-060921-M	06/09/2021	RESAMPLE Garage air (1st Floor) (M)	<0.099	<0.10	**0.51**	<0.099	<0.099	**0.61**	<0.14	**0.18**	<0.13	--	--	--	--	--	--
10.56	PSG-10-21-5 [4]	06/02/2021	Perimeter soil gas-10-21 air	<8.0	<8.0	<8.0	<8.0	<8.0	**67**	<8.0	**3,590**	<8.0	--	<80	<80	<80	--	--
10.56	PSG-10-21-15 [4]	06/02/2021	Perimeter soil gas-10-21 air	**31**	**6.0 J**	<8.0	<8.0	<8.0	**196**	<8.0	**12,800**	<8.0	--	<80	<80	<80	--	--
10.56	PSG-10-23-5 [4]	06/02/2021	Perimeter soil gas-10-23 air	<8.0	<8.0	<8.0	<8.0	<8.0	**58**	<8.0	**1,980**	<8.0	--	<80	<80	<80	--	--
10.56	PSG-10-25-5 [4]	06/02/2021	Perimeter soil gas-10-25 air	<8.0	<8.0	<8.0	<8.0	<8.0	**87**	<8.0	**3,160**	<8.0	--	<80	<80	<80	--	--
10.56	10.56-AA-010522	01/05/2022	RESAMPLE Outdoor air	<0.099 UJ	<0.10 UJ	<0.10 UJ	<0.099 UJ	<0.099 UJ	<0.17 UJ	<0.14 UJ	<0.13 UJ	<0.13 UJ	--	--	--	--	--	--
10.56	10.56-01-010522-M	01/05/2022	RESAMPLE Dining room air (1st Floor) (M)	<0.099	<0.10	**0.29**	<0.099	<0.099	**0.76**	<0.14	**0.79**	<0.13	--	--	--	--	--	--
10.56	10.56-11-010522-M	01/05/2022	RESAMPLE Dining room air (1st Floor) (M) (Replicate)	<0.099	<0.10	**0.28**	<0.099	<0.099	**0.74**	<0.14	**0.78**	<0.13	--	--	--	--	--	--
10.56	10.56-02-010522-M	01/05/2022	RESAMPLE Bedroom (guest) air (1st Floor) (M)	<0.099	<0.10	**0.36**	<0.099	<0.099	**0.48**	<0.14	**0.72**	<0.13	--	--	--	--	--	--

TABLE A-6

HISTORICAL RESIDENTIAL INDOOR AIR AND SOIL GAS SAMPLING RESULTS
Former Ford Aeronutronic Facility
Newport Beach, California

Building ID	Sample ID	Date [2]	Location Description	Volatile Organic Compounds [1] (µg/m³)									Leak Detection Compounds [1]					
				1,1-DCE	1,1-DCA	1,2-DCA	cis-1,2-DCE	trans-1,2-DCE	PCE	1,1,1-TCA	TCE	Vinyl Chloride	Helium (ppmv)	Heptane (µg/m³)	Hexane (µg/m³)	Pentane (µg/m³)	TFA (µg/m³)	DFA (µg/m³)
10.56	10.56-03-010522-M	01/05/2022	RESAMPLE Bathroom air (1st Floor) (M)	<0.099	<0.10	**2.2**	<0.099	<0.099	**0.56**	<0.14	**1.0**	<0.13	--	--	--	--	--	--
10.56	10.56-04-010522-M	01/05/2022	RESAMPLE Garage air (1st Floor) (M)	<0.099	<0.10	**0.26**	<0.099	<0.099	**0.91**	<0.14	**0.78**	<0.13	--	--	--	--	--	--
10.56	PSG-10-21-5 [4]	01/11/2022	Perimeter soil gas-10-21 air	**7.0**	<4.0	<4.0	<4.0	<4.0	**79**	<4.0	**4,990**	<4.0	--	<40	<40	<40	--	--
10.56	PSG-10-21-15 [4]	01/11/2022	Perimeter soil gas-10-21 air	**33**	<4.0	<4.0	<4.0	<4.0	**228**	<4.0	**14,700**	<4.0	--	<40	<40	<40	--	--
10.56	PSG-10-23-5 [4]	01/11/2022	Perimeter soil gas-10-23 air	<4.0	<4.0	<4.0	<4.0	<4.0	**59**	<4.0	**2,040**	<4.0	--	<40	<40	<40	--	--
10.56	PSG-10-23-15 [4]	01/11/2022	Perimeter soil gas-10-23 air	**11**	<4.0	**13 J+**	<4.0	<4.0	**203**	<4.0	**11,400**	<4.0	--	<40	<40	<40	--	--
10.56	PSG-10-25-5 [4]	01/11/2022	Perimeter soil gas-10-25 air	<4.0	<4.0	<4.0	<4.0	<4.0	**74**	<4.0	**2,660**	<4.0	--	<40	<40	<40	--	--
10.56	10.56-AA-060822	06/08/2022	RESAMPLE Outdoor air	<0.099	<0.10	<0.10	<0.20	<0.099	<0.17	<0.14	<0.13	<0.13	--	--	--	--	--	--
10.56	10.56-01-060822-M	06/08/2022	RESAMPLE Dining room air (1st Floor) (M)	<0.099	<0.10	**0.12**	<0.20	<0.099	**0.60**	<0.14	**0.33**	<0.13	--	--	--	--	--	--
10.56	10.56-02-060822-M	06/08/2022	RESAMPLE Bedroom (guest) air (1st Floor) (M)	<0.099	<0.10	<0.10	<0.20	<0.099	**0.39**	<0.14	**0.28**	<0.13	--	--	--	--	--	--
10.56	10.56-03-060822-M	06/08/2022	RESAMPLE Bathroom air (1st Floor) (M)	<0.099	<0.10	**0.44**	<0.20	<0.099	**0.69**	<0.14	**0.40**	<0.13	--	--	--	--	--	--
10.56	10.56-04-060822-M	06/08/2022	RESAMPLE Garage air (1st Floor) (M)	<0.099	<0.10	<0.10	<0.20	<0.099	**0.52**	<0.14	**2.7**	<0.13	--	--	--	--	--	--
10.56	PSG-10-21-5 [4]	05/03/2022	Perimeter soil gas-10-21 air	**6.0**	<4.0	<4.0	<4.0	<4.0	**94**	<4.0	**6,000**	<4.0	--	<40	<40	<40	--	--
10.56	PSG-10-21-15 [4]	05/03/2022	Perimeter soil gas-10-21 air	**37**	<4.0	<4.0	<4.0	<4.0	**224**	<4.0	**18,100**	<4.0	--	<40	<40	<40	--	--
10.56	PSG-10-23-5 [4]	05/03/2022	Perimeter soil gas-10-23 air	<4.0	<4.0	<4.0	<4.0	<4.0	**99 J+**	<4.0	**2,880 J+**	<4.0	--	<40	<40	<40	--	--
10.56	PSG-10-23-15 [4]	05/03/2022	Perimeter soil gas-10-23 air	**11**	<4.0	**15 J+**	<4.0	<4.0	**237 J+**	<4.0	**10,600 J+**	<4.0	--	<40	<40	<40	--	--
10.56	PSG-10-25-5 [4]	05/04/2022	Perimeter soil gas-10-25 air	<4.0	<4.0	<4.0	<4.0	<4.0	**102**	<4.0	**3,130**	<4.0	--	<40	<40	<40	--	--
10.62	10.62-AA-042319	04/23/2019	Outdoor air	<0.099	<0.10	<0.10	<0.099	<0.099	<0.17	<0.14	<0.13	<0.13	--	--	--	--	--	--
10.62	10.62-01-042319	04/23/2019	Living room air (1st Floor)	<0.099	<0.10	<0.10	<0.099	<0.099	<0.17	**0.53**	**1.5**	<0.13	--	--	--	--	--	--
10.62	10.62-11-042319	04/23/2019	Living room air (1st Floor) (Duplicate)	<0.099	<0.10	<0.10	<0.099	<0.099	<0.17	**0.50**	**1.4**	<0.13	--	--	--	--	--	--
10.62	10.62-02-042319	04/23/2019	Bathroom air (1st Floor)	<0.099	<0.10	<0.10	<0.099	<0.099	<0.17	**0.53**	**1.6**	<0.13	--	--	--	--	--	--
10.62	10.62-03-042319	04/23/2019	Entryway air (1st Floor)	<0.099	<0.10	<0.10	<0.099	<0.099	<0.17	**0.46**	**1.4**	<0.13	--	--	--	--	--	--
10.62	10.62-04-042319	04/23/2019	Bathroom (master) air (2nd Floor)	<0.099	<0.10	<0.10	<0.099	<0.099	<0.17	**0.31**	**0.88**	<0.13	--	--	--	--	--	--
10.62	10.62-AA-060719	06/07/2019	RESAMPLE Outdoor air	<0.099	<0.10	<0.10	<0.099	<0.099	<0.17	<0.14	<0.13	<0.13	--	--	--	--	--	--
10.62	10.62-01-060719	06/07/2019	RESAMPLE Living room air (1st Floor)	<0.099	<0.10	**0.13**	<0.099	<0.099	**0.20**	**0.74**	**1.9**	<0.13	--	--	--	--	--	--
10.62	10.62-02-060719	06/07/2019	RESAMPLE Bathroom air (1st Floor)	<0.099	<0.10	<0.10	<0.099	<0.099	**0.18**	**0.80**	**2.2**	<0.13	--	--	--	--	--	--
10.62	10.62-03-060719	06/07/2019	RESAMPLE Entryway air (1st Floor)	<0.13	<0.13	<0.13	<0.13	<0.13	<0.22	**0.54**	**1.3**	<0.16	--	--	--	--	--	--
10.62	10.62-04-060719	06/07/2019	RESAMPLE Bathroom (master) air (2nd Floor)	<0.099	<0.10	<0.10	<0.099	<0.099	**0.24**	**0.52**	**1.3**	<0.13	--	--	--	--	--	--
10.62	10.62-AA-071919	07/19/2019	RESAMPLE Outdoor air	<0.099	<0.10	<0.10	<0.099	<0.099	<0.17	<0.14	<0.13	<0.13	--	--	--	--	--	--
10.62	10.62-01-071919 [13]	07/19/2019	RESAMPLE Living room air (1st Floor) (M)	<0.099	<0.10	<0.10	<0.099	<0.099	<0.17	**0.21**	**0.71**	<0.13	--	--	--	--	--	--
10.62	10.62-11-071919 [13]	07/19/2019	RESAMPLE Living room air (1st Floor) (M) (Duplicate)	<0.099	<0.10	<0.10	<0.099	<0.099	<0.17	**0.21**	**0.71**	<0.13	--	--	--	--	--	--
10.62	10.62-02-071919 [13]	07/19/2019	RESAMPLE Bathroom air (1st Floor) (M)	<0.099	<0.10	<0.10	<0.099	<0.099	<0.17	**0.15**	**0.33**	<0.13	--	--	--	--	--	--
10.62	10.62-03-071919 [13]	07/19/2019	RESAMPLE Entryway air (1st Floor) (M)	<0.099	<0.10	<0.10	<0.099	<0.099	<0.17	**0.20**	**0.61**	<0.13	--	--	--	--	--	--
10.62	PSG-10-21-5 [4]	03/07/2019	Perimeter soil gas-10-21	**29**	<8.0	<8.0	<8.0	<8.0	**274**	<8.0	**15,900**	<8.0	--	<8.0	<8.0	<8.0	--	--
10.62	PSG-10-21-15 [4]	03/07/2019	Perimeter soil gas-10-21	**96**	<8.0	<8.0	<8.0	<8.0	**636**	<8.0	**39,300**	<8.0	--	<8.0	<8.0	<8.0	--	--
10.62	PSG-10-23-5 [4]	03/07/2019	Perimeter soil gas-10-23	<8.0	<8.0	<8.0	<8.0	<8.0	**75**	<8.0	**2,660**	<8.0	--	<8.0	<8.0	<8.0	--	--
10.62	PSG-10-23-15 [4]	03/07/2019	Perimeter soil gas-10-23	**35**	<8.0	<8.0	<8.0	<8.0	**242**	<8.0	**13,200**	**14**	--	<8.0	<8.0	<8.0	--	--
10.62	PSG-10-25-5 [4]	03/07/2019	Perimeter soil gas-10-25	<8.0	<8.0	<8.0	<8.0	<8.0	**131**	<8.0	**5,670**	<8.0	--	<8.0	<8.0	<8.0	--	--
10.62	PSG-10-25-15 [4]	03/07/2019	Perimeter soil gas-10-25	**60**	**6.0 J**	**27**	<8.0	<8.0	**476**	<8.0	**28,800**	<8.0	--	<8.0	<8.0	<8.0	--	--
10.62	10.62-AA-071421	07/14/2021	RESAMPLE Outdoor air	<0.099	<0.10	<0.10	<0.099	<0.099	**0.36**	<0.14	<0.13	<0.13	--	--	--	--	--	--
10.62	10.62-01-071421-M	07/14/2021	RESAMPLE Living room air (1st Floor) (M)	<0.099	<0.10	**0.13**	<0.099	<0.099	<0.17	<0.14	**3.1**	<0.13	--	--	--	--	--	--
10.62	10.62-02-071421-M	07/14/2021	RESAMPLE Bathroom air (1st Floor) (M)	<0.099	<0.10	**0.14**	<0.099	<0.099	**1.2**	<0.14	**3.7**	<0.13	--	--	--	--	--	--
10.62	10.62-03-071421-M	07/14/2021	RESAMPLE Entryway air (1st Floor) (M)	<0.14	<0.15	<0.15	<0.14	<0.14	<0.24	<0.20	**3.4**	<0.18	--	--	--	--	--	--
10.62	10.62-04-071421-M	07/14/2021	RESAMPLE Bathroom (master) air (2nd Floor) (M)	<0.099	<0.10	**0.18**	<0.099	<0.099	<0.17	<0.14	**3.2**	<0.13	--	--	--	--	--	--
10.62	PSG-10-21-5 [4]	09/13/2021	Perimeter soil gas-10-21 air	<8.0	<8.0	<8.0	<8.0	<8.0	**82 J**	<8.0	**4,260**	<8.0 UJ	--	<80	<80	<80	--	--
10.62	PSG-10-21-15 [4]	09/13/2021	Perimeter soil gas-10-21 air	**31**	<8.0	<8.0	<8.0	<8.0	**239 J**	<8.0	**16,900**	<8.0 UJ	--	<80	<80	<80	--	--
10.62	PSG-10-21-15 REP [4]	09/13/2021	Perimeter soil gas-10-21 air (Replicate)	**27**	<8.0	<8.0	<8.0	<8.0	**235 J**	<8.0	**15,700**	<8.0 UJ	--	<80	<80	<80	--	--
10.62	PSG-10-23-5 [4]	09/13/2021	Perimeter soil gas-10-23 air	<8.0	<8.0	<8.0	<8.0	<8.0	**98 J**	<8.0	**2,940**	<8.0 UJ	--	<80	<80	<80	--	--
10.62	PSG-10-25-5 [4]	09/13/2021	Perimeter soil gas-10-25 air	<8.0	<8.0	<8.0	<8.0	<8.0	**117 J**	<8.0	**3,460**	<8.0 UJ	--	<80	<80	<80	--	--
10.62	10.62-AA-111921	11/19/2021	RESAMPLE Outdoor air	<0.099	<0.10	<0.10	<0.099	<0.099	<0.17	<0.14	<0.13	<0.13	--	--	--	--	--	--
10.62	10.62-01-111921-M	11/19/2021	RESAMPLE Living room air (1st Floor) (M)	<0.099	<0.10	<0.10	<0.099	<0.099	<0.17	<0.14	**1.2**	<0.13	--	--	--	--	--	--
10.62	10.62-02-111921-M	11/19/2021	RESAMPLE Bathroom air (1st Floor) (M)	<0.099	<0.10	<0.10	<0.099	**0.60**	<0.17	<0.14	**1.1**	<0.13	--	--	--	--	--	--
10.62	10.62-03-111921-M	11/19/2021	RESAMPLE Entryway air (1st Floor) (M)	<0.099	<0.10	<0.10	**0.11**	<0.099	<0.17	<0.14	**4.5**	<0.13	--	--	--	--	--	--
10.62	10.62-04-111921-M	11/19/2021	RESAMPLE Bathroom (master) air (2nd Floor) (M)	<0.099	<0.10	<0.10	<0.099	<0.099	<0.17	<0.14	**0.98**	<0.13	--	--	--	--	--	--
10.62	PSG-10-21-5 [4]	09/13/2021	Perimeter soil gas-10-21 air	<8.0	<8.0	<8.0	<8.0	<8.0	**82 J**	<8.0	**4,260**	<8.0 UJ	--	<80	<80	<80	--	--
10.62	PSG-10-21-15 [4]	09/13/2021	Perimeter soil gas-10-21 air	**31**	<8.0	<8.0	<8.0	<8.0	**239 J**	<8.0	**16,900**	<8.0 UJ	--	<80	<80	<80	--	--

TABLE A-6

HISTORICAL RESIDENTIAL INDOOR AIR AND SOIL GAS SAMPLING RESULTS
Former Ford Aeronutronic Facility
Newport Beach, California

Building ID	Sample ID	Date [2]	Location Description	Volatile Organic Compounds [1] (µg/m³)									Leak Detection Compounds [1]					
				1,1-DCE	1,1-DCA	1,2-DCA	cis-1,2-DCE	trans-1,2-DCE	PCE	1,1,1-TCA	TCE	Vinyl Chloride	Helium (ppmv)	Heptane (µg/m³)	Hexane (µg/m³)	Pentane (µg/m³)	TFA (µg/m³)	DFA (µg/m³)
10.62	PSG-10-21-15 REP [4]	09/13/2021	Perimeter soil gas-10-21 air (Replicate)	**27**	<8.0	<8.0	<8.0	<8.0	**235 J**	<8.0	**15,700**	<8.0 UJ	--	<80	<80	<80	--	--
10.62	PSG-10-23-5 [4]	09/13/2021	Perimeter soil gas-10-23 air	<8.0	<8.0	<8.0	<8.0	<8.0	**98 J**	<8.0	**2,940**	<8.0 UJ	--	<80	<80	<80	--	--
10.62	PSG-10-25-5 [4]	09/13/2021	Perimeter soil gas-10-25 air	<8.0	<8.0	<8.0	<8.0	<8.0	**117 J**	<8.0	**3,460**	<8.0 UJ	--	<80	<80	<80	--	--
10.62	10.62-AA-111822	11/18/2022	RESAMPLE Outdoor air	<0.099	<0.10	<0.10	<0.20	<0.099	<0.17	<0.14	<0.13	<0.13	--	--	--	--	--	--
10.62	10.62-01-111822-M	11/18/2022	RESAMPLE Living room air (1st Floor) (M)	<0.099	<0.10	<0.10	<0.20	<0.099	<0.17	<0.14	**0.97**	<0.13	--	--	--	--	--	--
10.62	10.62-02-111822-M	11/18/2022	RESAMPLE Bathroom air (1st Floor) (M)	<0.099	<0.10	<0.10	<0.20	<0.099	<0.17	<0.14	**2.0**	<0.13	--	--	--	--	--	--
10.62	10.62-03-111822-M	11/18/2022	RESAMPLE Entryway air (1st Floor) (M)	<0.099	<0.10	<0.10	<0.20	<0.099	<0.17	<0.14	**0.88**	<0.13	--	--	--	--	--	--
10.62	10.62-04-111822-M	11/18/2022	RESAMPLE Bathroom (master) air (2nd Floor) (M)	<0.099	<0.10	<0.10	<0.20	<0.099	<0.17	<0.14	**0.70**	<0.13	--	--	--	--	--	--
10.62	PSG-10-23-5 [4]	08/17/2022	Parcel 10, perimeter soil gas-10-23	<100 UJ	<100	<20	<100	<100 UJ	**69 J**	<100	**2,600 J+**	<10	--	--	--	--	--	<100
10.62	PSG-10-23-5 REP [4]	08/17/2022	Parcel 10, perimeter soil gas-10-23 (Replicate)	<100 UJ	<100	<20	<100	<100 UJ	**56 J**	<100	**2,700 J+**	<10	--	--	--	--	--	<100
10.62	PSG-10-23-15 [4]	08/17/2022	Parcel 10, perimeter soil gas-10-23	<100 UJ	<100	<20	<100	<100 UJ	**130 J**	<100	**9,400 J+**	<10	--	--	--	--	--	<100
10.62	PSG-10-25-5 [4]	08/17/2022	Parcel 10, perimeter soil gas-10-25	<100 UJ	<100	<20	<100	<100 UJ	**64 J**	<100	**3,000 J+**	<10	--	--	--	--	--	<100
10.64	10.64-AA-062620	06/25/2020	Outdoor air	<0.099	<0.10	<0.10	<0.099	<0.099	<0.17	<0.14	<0.13	<0.13	--	--	--	--	--	--
10.64	10.64-01-062620	06/26/2020	Living room air (2nd Floor)	<0.19	<0.20	**0.60**	<0.19	<0.19	<0.33	<0.26	<0.26	<0.25	--	--	--	--	--	--
10.64	10.64-11-062620	06/26/2020	Living room air (2nd Floor) (Duplicate)	<0.099	<0.10	**0.52**	<0.099	<0.099	<0.17	<0.14	<0.13	<0.13	--	--	--	--	--	--
10.64	10.64-02-062620	06/26/2020	Bathroom air (2nd Floor)	<0.099	<0.10	**0.48**	<0.099	<0.099	<0.17	<0.14	<0.13	<0.13	--	--	--	--	--	--
10.64	10.64-03-062620	06/26/2020	Bedroom (master) air (2nd Floor)	<0.099	<0.10	**0.57**	<0.099	<0.099	<0.17	<0.14	<0.13	<0.13	--	--	--	--	--	--
10.64	PSG-10-27-5 [4]	05/20/2020	Perimeter soil gas-10-27	**6.0 J**	<8.0	<8.0	<8.0	<8.0	**102**	<8.0	**3,800**	<8.0	--	<80	<80	<80	--	--
10.64	PSG-10-27-15 [4]	05/20/2020	Perimeter soil gas-10-27	**36**	<8.0	<8.0	<8.0	<8.0	**195**	<8.0	**8,790**	<8.0	--	<80	<80	<80	--	--
10.70	10.70-AA-021021	02/10/2021	Outdoor air	<0.099	<0.10	<0.10	<0.099	<0.099	<0.17	<0.14	<0.13	<0.13	--	--	--	--	--	--
10.70	10.70-01-021021	02/10/2021	Living room air (1st Floor)	<0.099	<0.10	**0.11**	<0.099	<0.099	**0.21**	<0.14	<0.13	<0.13	--	--	--	--	--	--
10.70	10.70-02-021021	02/10/2021	Bathroom air (1st Floor)	<0.099	<0.10	**0.10**	<0.099	<0.099	**0.19**	<0.14	<0.13	<0.13	--	--	--	--	--	--
10.70	10.70-03-021021	02/10/2021	Bedroom (master) air (1st Floor)	<0.099	<0.10	**0.11**	<0.099	<0.099	<0.17	<0.14	<0.13	<0.13	--	--	--	--	--	--
10.70	PSG-10-26-5 [4]	01/12/2021	Perimeter soil gas-10-26 air	<8.0	<8.0	<8.0	<8.0	<8.0	**44**	<8.0	**1,220**	<8.0	--	<80	<80	<80	--	--
10.70	PSG-10-26-15 [4]	01/12/2021	Perimeter soil gas-10-26 air	**26**	<8.0	<8.0	**4.0 J**	<8.0	**204**	<8.0	**5,320**	<8.0	--	<80	<80	<80	--	--
10.70	PSG-10-28-5 [4]	01/13/2021	Perimeter soil gas-10-28 air	<8.0	<8.0	<8.0	<8.0	<8.0	**32**	<8.0	**721**	<8.0	--	<80	<80	<80	--	--
10.70	PSG-10-28-15 [4]	01/13/2021	Perimeter soil gas-10-28 air	**41**	<8.0	<8.0	<8.0	<8.0	**161**	<8.0	**6,520**	<8.0	--	<80	<80	<80	--	--
10.70	PSG-10-28-15 REP [4]	01/13/2021	Perimeter soil gas-10-28 air (Replicate)	**33**	<8.0	<8.0	<8.0	<8.0	**147**	<8.0	**6,480**	<8.0	--	<80	<80	<80	--	--
10.70	10.70-AA-081321	08/13/2021	RESAMPLE Outdoor air	<0.099	<0.10	<0.10	<0.099	<0.099	<0.17	<0.14	<0.13	<0.13	--	--	--	--	--	--
10.70	10.70-01-081321	08/13/2021	RESAMPLE Living room air (1st Floor)	<0.099	<0.10	**0.56**	<0.099	<0.099	**1.3**	<0.14	**0.23**	<0.13	--	--	--	--	--	--
10.70	10.70-02-081321	08/13/2021	RESAMPLE Bathroom air (1st Floor)	<0.099	<0.10	**0.39**	<0.099	<0.099	**0.98**	<0.14	**0.18**	<0.13	--	--	--	--	--	--
10.70	10.70-03-081321	08/13/2021	RESAMPLE Bedroom (master) air (1st Floor)	<0.099	<0.10	**0.46**	<0.099	<0.099	**0.99**	<0.14	**0.18**	<0.13	--	--	--	--	--	--
10.70	PSG-10-26-5 [4]	09/13/2021	Perimeter soil gas-10-26 air	<8.0	<8.0	<8.0	<8.0	<8.0	**71 J**	<8.0	**1,830**	<8.0 UJ	--	<80	<80	<80	--	--
10.70	PSG-10-26-15 [4]	09/13/2021	Perimeter soil gas-10-26 air	**22**	**3.0 J**	<8.0	<8.0	<8.0	**224 J**	<8.0	**12,300**	<8.0 UJ	--	<80	<80	<80	--	--
10.70	PSG-10-28-5 [4]	09/13/2021	Perimeter soil gas-10-28 air	<8.0	<8.0	<8.0	<8.0	<8.0	**69 J**	<8.0	**1,210**	<8.0 UJ	--	<80	<80	<80	--	--
10.70	PSG-10-28-15 [4]	09/13/2021	Perimeter soil gas-10-28 air	**17**	<8.0	<8.0	<8.0	<8.0	**149 J**	<8.0	**6,130**	<8.0 UJ	--	<80	<80	<80	--	--
10.70	10.70-AA-021122	02/11/2022	RESAMPLE Outdoor air	<0.099	<0.10	<0.10	<0.099	<0.099	<0.17	<0.14	<0.13	<0.13	--	--	--	--	--	--
10.70	10.70-01-021122	02/11/2022	RESAMPLE Living room air (1st Floor)	<0.099	<0.10	**0.14**	<0.099	<0.099	**1.3**	<0.14	**0.14**	<0.13	--	--	--	--	--	--
10.70	10.70-02-021122	02/11/2022	RESAMPLE Bathroom air (1st Floor)	<0.099	<0.10	**0.13**	<0.099	<0.099	**1.2**	<0.14	**0.15**	<0.13	--	--	--	--	--	--
10.70	10.70-03-021122	02/11/2022	RESAMPLE Bedroom (master) air (1st Floor)	<0.099	<0.10	**0.15**	<0.099	<0.099	**1.1**	<0.14	**0.15**	<0.13	--	--	--	--	--	--
10.70	PSG-10-26-5 [4]	01/11/2022	Perimeter soil gas-10-26 air	<4.0	<4.0	<4.0	<4.0	<4.0	**48**	<4.0	**1,360**	<4.0	--	<40	<40	<40	--	--
10.70	PSG-10-28-5 [4]	01/11/2022	Perimeter soil gas-10-28 air	<4.0	<4.0	<4.0	<4.0	<4.0	**33**	<4.0	**729 J**	<4.0	--	<40	<40	<40	--	--
10.70	PSG-10-28-15 [4]	01/11/2022	Perimeter soil gas-10-28 air	**19**	<4.0	<4.0	<4.0	<4.0	**129**	<4.0	**5,320 J**	<4.0	--	<40	<40	<40	--	--
10.72	10.72-AA-080718	08/08/2018	Outdoor air	<0.099	<0.10	<0.10	<0.099	<0.099	<0.17	<0.14	<0.13	<0.13	--	--	--	--	--	--
10.72	10.72-01-080718	08/08/2018	Bedroom air (2nd Floor)	<0.099	<0.10	**0.52**	<0.099	<0.099	<0.17	<0.14	<0.13	<0.13	--	--	--	--	--	--
10.72	10.72-01-080718-DUP	08/08/2018	Bedroom air (2nd Floor) (Duplicate)	<0.099	<0.10	**0.58**	<0.099	<0.099	<0.17	<0.14	<0.13	<0.13	--	--	--	--	--	--
10.72	10.72-02-080718	08/08/2018	Living room air (2nd Floor)	<0.099	<0.10	**0.36**	<0.099	<0.099	<0.17	<0.14	<0.13	<0.13	--	--	--	--	--	--
10.72	10.72-03-080718	08/08/2018	Bathroom air (2nd Floor)	<0.099	<0.10	**0.33**	<0.099	<0.099	<0.17	<0.14	<0.13	<0.13	--	--	--	--	--	--
10.72	10.72-AA-072222	07/22/2022	RESAMPLE Outdoor air	<0.099	<0.10	<0.10	<0.20	<0.099	<0.17	<0.14	<0.13	<0.13	--	--	--	--	--	--
10.72	10.72-01-072222	07/22/2022	RESAMPLE Bedroom air (2nd Floor)	<0.099	<0.10	**0.45**	<0.20	<0.099	<0.17	<0.14	**0.44**	<0.13	--	--	--	--	--	--
10.72	10.72-02-072222	07/22/2022	RESAMPLE Living room air (2nd Floor)	<0.099	<0.10	<0.10	<0.20	<0.099	<0.17	<0.14	<0.13	<0.13	--	--	--	--	--	--
10.72	10.72-03-072222	07/22/2022	RESAMPLE Bathroom air (2nd Floor)	<0.099	<0.10	<0.10	<0.20	<0.099	<0.17	<0.14	<0.13	<0.13	--	--	--	--	--	--
10.72	PSG-10-26-5 [4]	05/04/2022	Parcel 10, perimeter soil gas-10-26	<4.0	<4.0	<4.0	<4.0	<4.0	**63**	<4.0	**1,520**	<4.0	--	<40	<40	<40	--	--
10.72	PSG-10-26-15 [4]	05/04/2022	Parcel 10, perimeter soil gas-10-26	**19**	<4.0	<4.0	<4.0	<4.0	**198**	<4.0	**8,070**	<4.0	--	<40	<40	<40	--	--
10.72	PSG-10-28-5 [4]	05/04/2022	Parcel 10, perimeter soil gas-10-28	<4.0	<4.0	<4.0	<4.0	<4.0	**29**	<4.0	**227**	<4.0	--	<40	<40	<40	--	--
10.72	PSG-10-28-15 [4]	05/04/2022	Parcel 10, perimeter soil gas-10-28	**17**	<4.0	<4.0	<4.0	<4.0	**122**	<4.0	**4,120**	<4.0	--	<40	<40	<40	--	--

TABLE A-6

HISTORICAL RESIDENTIAL INDOOR AIR AND SOIL GAS SAMPLING RESULTS
Former Ford Aeronutronic Facility
Newport Beach, California

Building ID	Sample ID	Date [2]	Location Description	Volatile Organic Compounds [1] (µg/m³)									Leak Detection Compounds [1]					
				1,1-DCE	1,1-DCA	1,2-DCA	cis-1,2-DCE	trans-1,2-DCE	PCE	1,1,1-TCA	TCE	Vinyl Chloride	Helium (ppmv)	Heptane (µg/m³)	Hexane (µg/m³)	Pentane (µg/m³)	TFA (µg/m³)	DFA (µg/m³)
10.75	10.75-AA-052219	05/22/2019	Outdoor air	<0.099	<0.10	<0.10	<0.099	<0.099	<0.17	<0.14	<0.13	<0.13	--	--	--	--	--	--
10.75	10.75-01-052219	05/22/2019	Living room air (1st Floor)	<0.099	<0.10	**0.61**	<0.099	<0.099	**0.22**	<0.14	**0.52**	<0.13	--	--	--	--	--	--
10.75	10.75-11-052219	05/22/2019	Living room air (1st Floor) (Duplicate)	<0.099	<0.10	**0.59**	<0.099	<0.099	**0.21**	<0.14	**0.51**	<0.13	--	--	--	--	--	--
10.75	10.75-02-052219	05/22/2019	Bathroom air (1st Floor)	<0.099	<0.10	**0.58**	<0.099	<0.099	**0.26**	<0.14	**0.89**	<0.13	--	--	--	--	--	--
10.75	10.75-03-052219	05/22/2019	Bedroom (master) air (2nd Floor)	<0.099	<0.10	**0.66**	<0.099	<0.099	**0.22**	<0.14	**0.50**	<0.13	--	--	--	--	--	--
10.75	10.75-AA-070319	07/03/2019	RESAMPLE Outdoor air	<0.099	<0.10	<0.10	<0.099	<0.099	<0.17	<0.14	<0.13	<0.13	--	--	--	--	--	--
10.75	10.75-01-070319	07/03/2019	RESAMPLE Living room air (1st Floor)	<0.099	<0.10	**0.18**	<0.099	<0.099	<0.17	<0.14	<0.13	<0.13	--	--	--	--	--	--
10.75	10.75-02-070319	07/03/2019	RESAMPLE Bathroom air (1st Floor)	<0.099	<0.10	**0.32**	<0.099	<0.099	**0.25**	<0.14	<0.13	<0.13	--	--	--	--	--	--
10.75	10.75-03-070319	07/03/2019	RESAMPLE Bedroom (master) air (2nd Floor)	<0.099	<0.10	**0.15**	<0.099	<0.099	<0.17	<0.14	<0.13	<0.13	--	--	--	--	--	--
10.75	PSG-10-30-5 [4]	03/08/2019	Perimeter soil gas-10-30	**42**	**7.0 J**	<8.0	<8.0	<8.0	**118**	<8.0	**4,400**	<8.0	--	<80	<80	<80	--	--
10.75	PSG-10-30-5 REP [4]	03/08/2019	Perimeter soil gas-10-30 (Replicate)	**49**	**8.0 J**	<8.0	<8.0	<8.0	**134**	<8.0	**4,920**	<8.0	--	<80	<80	<80	--	--
10.75	PSG-10-30-15 [4]	03/08/2019	Perimeter soil gas-10-30	**12**	<8.0	<8.0	<8.0	<8.0	**54**	<8.0	**1,970**	<8.0	--	<80	<80	<80	--	--
10.75	PSG-10-32-5 [4]	03/08/2019	Perimeter soil gas-10-32	<8.0	<8.0	<8.0	<8.0	<8.0	**24**	<8.0	**813**	<8.0	--	<80	<80	<80	--	--
10.75	PSG-10-32-15 [4]	03/08/2019	Perimeter soil gas-10-32	**25**	**5.0 J**	<8.0	<8.0	<8.0	**65**	<8.0	**2,410**	<8.0	--	<80	<80	<80	--	--
10.75	PSG-10-33-5 [4]	03/08/2019	Perimeter soil gas-10-33	<8.0	<8.0	<8.0	<8.0	<8.0	**13**	<8.0	**512**	<8.0	--	<80	<80	<80	--	--
10.75	PSG-10-33-15 [4]	03/08/2019	Perimeter soil gas-10-33	**54**	<8.0	<8.0	<8.0	<8.0	**93**	<8.0	**4,000**	<8.0	--	<80	<80	<80	--	--
10.75	PSG-10-34-5 [4]	03/08/2019	Perimeter soil gas-10-34	**5.0 J**	<8.0	<8.0	<8.0	<8.0	**36**	<8.0	**1,720**	<8.0	--	<80	<80	<80	--	--
10.75	PSG-10-34-15 [4]	03/08/2019	Perimeter soil gas-10-34	**55**	<8.0	<8.0	<8.0	<8.0	**140**	<8.0	**7,650**	<8.0	--	<80	<80	<80	--	--
10.76	10.56-AA-083118 [6]	08/31/2018	Outdoor air	<0.099	<0.10	<0.10	<0.099	<0.099	<0.17	<0.14	<0.13	<0.13	--	--	--	--	--	--
10.76	10.76-01-083118	08/31/2018	Bathroom air (1st Floor)	<0.099	<0.10	**0.13**	<0.099	<0.099	**3.7**	**1.0**	**0.13**	<0.13	--	--	--	--	--	--
10.76	10.76-02-083118	08/31/2018	Living room air (1st Floor)	<0.099	<0.10	**0.22**	<0.099	<0.099	**5.4**	**0.61**	**0.15**	<0.13	--	--	--	--	--	--
10.76	10.76-22-083118	08/31/2018	Living room air (1st Floor) (Duplicate)	<0.099	<0.10	**0.24**	<0.099	<0.099	**4.9**	**0.52**	**0.15**	<0.13	--	--	--	--	--	--
10.76	10.76-03-083118	08/31/2018	Bathroom air (2nd Floor)	<0.099	<0.10	**0.53**	<0.099	<0.099	**4.2**	**0.62**	**0.14**	<0.13	--	--	--	--	--	--
10.76	10.76-04-083118	08/31/2018	Bedroom air (2nd Floor)	<0.099	<0.10	**0.52**	<0.099	<0.099	**5.0**	**0.65**	<0.13	<0.13	--	--	--	--	--	--
10.76	10.76-AA-051719	05/17/2019	RESAMPLE Outdoor air	<0.099	<0.10	<0.10	<0.099	<0.099	<0.17	<0.14	<0.13	<0.13	--	--	--	--	--	--
10.76	10.76-01-051719	05/17/2019	RESAMPLE Living room air (1st Floor)	<0.099	<0.10	**0.10**	<0.099	<0.099	**3.9**	<0.14	<0.13	<0.13	--	--	--	--	--	--
10.76	10.76-11-051719	05/17/2019	RESAMPLE Living room air (1st Floor) (Duplicate)	<0.099	<0.10	**0.11**	<0.099	<0.099	**4.2**	<0.14	<0.13	<0.13	--	--	--	--	--	--
10.76	10.76-02-051719	05/17/2019	RESAMPLE Bathroom air (1st Floor)	<0.099	<0.10	**0.11**	<0.099	<0.099	**4.4**	<0.14	<0.13	<0.13	--	--	--	--	--	--
10.76	10.76-03-051719	05/17/2019	RESAMPLE Bedroom (master) air (2nd Floor)	<0.099	<0.10	**0.33**	<0.099	<0.099	**4.8**	<0.14	<0.13	<0.13	--	--	--	--	--	--
10.76	10.76-AA-061819	06/18/2019	RESAMPLE Outdoor air	<0.099	<0.10	**0.15**	<0.099	<0.099	<0.17	<0.14	<0.13	<0.13	--	--	--	--	--	--
10.76	10.76-01-061819	06/18/2019	RESAMPLE Living room air (1st Floor)	<0.099	<0.10	**0.12**	<0.099	<0.099	**3.6**	<0.14	<0.13	<0.13	--	--	--	--	--	--
10.76	10.76-11-061819	06/18/2019	RESAMPLE Living room air (1st Floor) (Duplicate)	<0.099	<0.10	**0.11**	<0.099	<0.099	**3.3**	<0.14	<0.13	<0.13	--	--	--	--	--	--
10.76	10.76-02-061819	06/18/2019	RESAMPLE Bathroom air (1st Floor)	<0.099	<0.10	**0.12**	<0.099	<0.099	**3.1**	<0.14	<0.13	**0.14**	--	--	--	--	--	--
10.76	10.76-03-061819	06/18/2019	RESAMPLE Bedroom (master) air (2nd Floor)	<0.099	<0.10	**0.27**	<0.099	<0.099	**4.3**	<0.14	<0.13	<0.13	--	--	--	--	--	--
10.76	PSG-10-30-5 [4]	03/08/2019	Perimeter soil gas-10-30	**42**	**7.0 J**	<8.0	<8.0	<8.0	**118**	<8.0	**4,400**	<8.0	--	<80	<80	<80	--	--
10.76	PSG-10-30-5 REP [4]	03/08/2019	Perimeter soil gas-10-30 (Replicate)	**49**	**8.0 J**	<8.0	<8.0	<8.0	**134**	<8.0	**4,920**	<8.0	--	<80	<80	<80	--	--
10.76	PSG-10-30-15 [4]	03/08/2019	Perimeter soil gas-10-30	**12**	<8.0	<8.0	<8.0	<8.0	**54**	<8.0	**1,970**	<8.0	--	<80	<80	<80	--	--
10.76	PSG-10-32-5 [4]	03/08/2019	Perimeter soil gas-10-32	<8.0	<8.0	<8.0	<8.0	<8.0	**24**	<8.0	**813**	<8.0	--	<80	<80	<80	--	--
10.76	PSG-10-32-15 [4]	03/08/2019	Perimeter soil gas-10-32	**25**	**5.0 J**	<8.0	<8.0	<8.0	**65**	<8.0	**2,410**	<8.0	--	<80	<80	<80	--	--
10.76	PSG-10-33-5 [4]	03/08/2019	Perimeter soil gas-10-33	<8.0	<8.0	<8.0	<8.0	<8.0	**13**	<8.0	**512**	<8.0	--	<80	<80	<80	--	--
10.76	PSG-10-33-15 [4]	03/08/2019	Perimeter soil gas-10-33	**54**	<8.0	<8.0	<8.0	<8.0	**93**	<8.0	**4,000**	<8.0	--	<80	<80	<80	--	--
10.76	PSG-10-34-5 [4]	03/08/2019	Perimeter soil gas-10-34	**5.0 J**	<8.0	<8.0	<8.0	<8.0	**36**	<8.0	**1,720**	<8.0	--	<80	<80	<80	--	--
10.76	PSG-10-34-15 [4]	03/08/2019	Perimeter soil gas-10-34	**55**	<8.0	<8.0	<8.0	<8.0	**140**	<8.0	**7,650**	<8.0	--	<80	<80	<80	--	--
10.76	10.76-AA-013120	01/31/2020	RESAMPLE Outdoor air	<0.099	<0.10	**0.11**	<0.099	<0.099	<0.17	<0.14	<0.13	<0.13	--	--	--	--	--	--
10.76	10.76-01-013120	01/31/2020	RESAMPLE Living room air (1st Floor)	<0.099	<0.10	**0.12**	<0.099	<0.099	**3.2**	<0.14	**0.26**	<0.13	--	--	--	--	--	--
10.76	10.76-02-013120	01/31/2020	RESAMPLE Bathroom air (1st Floor)	<0.099	<0.10	**0.11**	<0.099	<0.099	**3.8**	**0.14**	<0.13	<0.13	--	--	--	--	--	--
10.76	10.76-03-013120	01/31/2020	RESAMPLE Bedroom (master) air (2nd Floor)	<0.099	<0.10	**0.26**	<0.099	<0.099	**4.0**	**0.35**	**0.15**	<0.13	--	--	--	--	--	--
10.76	PSG-10-30-5 [4]	01/30/2020	Perimeter soil gas-10-30	<8.0	<8.0	<8.0	<8.0	<8.0	**54**	<8.0	**1,600**	<8.0	--	<80	<80	<80	--	--
10.76	PSG-10-30-15 [4]	01/30/2020	Perimeter soil gas-10-30	**31**	<8.0	<8.0	<8.0	<8.0	**114**	<8.0	**3,500**	<8.0	--	<80	<80	<80	--	--
10.76	PSG-10-32-5 [4]	01/30/2020	Perimeter soil gas-10-32	<8.0	<8.0	<8.0	<8.0	<8.0	**22**	<8.0	**475**	<8.0	--	<80	<80	<80	--	--
10.76	PSG-10-32-15 [4]	01/30/2020	Perimeter soil gas-10-32	**16**	<8.0	<8.0	<8.0	<8.0	**76**	<8.0	**2,200**	<8.0	--	<80	<80	<80	--	--
10.76	PSG-10-33-5 [4]	01/30/2020	Perimeter soil gas-10-33	<8.0	<8.0	<8.0	<8.0	<8.0	**12**	<8.0	**332**	<8.0	--	<80	<80	<80	--	--
10.76	PSG-10-33-15 [4]	01/30/2020	Perimeter soil gas-10-33	**26**	<8.0	<8.0	<8.0	<8.0	**101**	<8.0	**3,610**	<8.0	--	<80	<80	<80	--	--
10.76	PSG-10-34-5 [4]	01/30/2020	Perimeter soil gas-10-34	<8.0	<8.0	<8.0	<8.0	<8.0	**33**	<8.0	**1,260**	<8.0	--	<80	<80	<80	--	--
10.76	PSG-10-34-15 [4]	01/30/2020	Perimeter soil gas-10-34	**33**	<8.0	<8.0	<8.0	<8.0	**130**	<8.0	**5,860**	<8.0	--	<80	<80	<80	--	--
10.76	PSG-10-34-15 REP [4]	01/30/2020	Perimeter soil gas-10-34 (Replicate)	**30**	<8.0	<8.0	<8.0	<8.0	**141**	<8.0	**5,900**	<8.0	--	<80	<80	<80	--	--

TABLE A-6

HISTORICAL RESIDENTIAL INDOOR AIR AND SOIL GAS SAMPLING RESULTS
Former Ford Aeronutronic Facility
Newport Beach, California

Building ID	Sample ID	Date [2]	Location Description	Volatile Organic Compounds [1] (µg/m³)									Leak Detection Compounds [1]					
				1,1-DCE	1,1-DCA	1,2-DCA	cis-1,2-DCE	trans-1,2-DCE	PCE	1,1,1-TCA	TCE	Vinyl Chloride	Helium (ppmv)	Heptane (µg/m³)	Hexane (µg/m³)	Pentane (µg/m³)	TFA (µg/m³)	DFA (µg/m³)
10.76	10.76-AA-061821	06/18/2021	RESAMPLE Outdoor air	<0.099	<0.10	<0.10	<0.099	<0.099	<0.17	<0.14	<0.13	<0.13	--	--	--	--	--	--
10.76	10.76-01-061821	06/18/2021	RESAMPLE Living room air (1st Floor)	<0.099	<0.10	**0.32**	<0.099	<0.099	**2.1**	<0.14	<0.13	<0.13	--	--	--	--	--	--
10.76	10.76-02-061821	06/18/2021	RESAMPLE Bathroom air (1st Floor)	<0.099	<0.10	**0.15**	<0.099	<0.099	**0.66**	<0.14	<0.13	<0.13	--	--	--	--	--	--
10.76	10.76-03-061821	06/18/2021	RESAMPLE Bedroom (master) air (2nd Floor)	<0.099	<0.10	**0.76**	<0.099	<0.099	**2.1**	<0.14	<0.13	<0.13	--	--	--	--	--	--
10.76	PSG-10-30-5 [4]	06/03/2021	Perimeter soil gas-10-30 air	**5.0 J**	<8.0	<8.0	<8.0	<8.0	**60**	<8.0	**1,990**	<8.0	--	<80	<80	<80	--	--
10.76	PSG-10-30-15 [4]	06/03/2021	Perimeter soil gas-10-30 air	**29**	<8.0	<8.0	<8.0	<8.0	**101**	<8.0	**3,510**	<8.0	--	<80	<80	<80	--	--
10.76	PSG-10-32-5 [4]	06/03/2021	Perimeter soil gas-10-32 air	<8.0	<8.0	<8.0	<8.0	<8.0	**27**	<8.0	**608**	<8.0	--	<80	<80	<80	--	--
10.76	PSG-10-32-15 [4]	06/03/2021	Perimeter soil gas-10-32 air	**16**	<8.0	<8.0	<8.0	<8.0	**65**	<8.0	**2,250**	<8.0	--	<80	<80	<80	--	--
10.76	PSG-10-33-5 [4]	06/03/2021	Perimeter soil gas-10-33 air	<8.0	<8.0	<8.0	<8.0	<8.0	**21**	<8.0	**540**	<8.0	--	<80	<80	<80	--	--
10.76	PSG-10-33-15 [4]	06/03/2021	Perimeter soil gas-10-33 air	**29**	**8.0**	<8.0	<8.0	<8.0	**90**	<8.0	**3,660**	<8.0	--	<80	<80	<80	--	--
10.76	PSG-10-33-15 REP [4]	06/03/2021	Perimeter soil gas-10-33 air (Replicate)	**31**	**8.0**	<8.0	<8.0	<8.0	**92**	<8.0	**3,480**	<8.0	--	<80	<80	<80	--	--
10.76	PSG-10-34-5 [4]	06/02/2021	Perimeter soil gas-10-34 air	<8.0	<8.0	<8.0	<8.0	<8.0	**27**	<8.0	**816**	<8.0	--	<80	<80	<80	--	--
10.76	PSG-10-34-15 [4]	06/02/2021	Perimeter soil gas-10-34 air	**33**	<8.0	<8.0	<8.0	<8.0	**135**	<8.0	**7,530**	<8.0	--	<80	<80	<80	--	--
10.78	10.78-AA-081518	08/16/2018	Outdoor air	<0.099	<0.10	**0.32**	<0.099	<0.099	<0.17	<0.14	<0.13	<0.13	--	--	--	--	--	--
10.78	10.78-01-081518	08/16/2018	Bedroom (office) air (1st Floor)	<0.099	<0.10	**0.34**	<0.099	<0.099	<0.17	<0.14	**0.73**	<0.13	--	--	--	--	--	--
10.78	10.78-02-081518	08/16/2018	Bathroom (master) air (1st Floor)	<0.099	<0.10	**0.26**	<0.099	<0.099	<0.17	<0.14	**0.66**	<0.13	--	--	--	--	--	--
10.78	10.78-03-081518	08/16/2018	Living room air (1st Floor)	<0.099	<0.10	**0.28**	<0.099	<0.099	<0.17	**0.15**	**0.68**	<0.13	--	--	--	--	--	--
10.78	10.78-AA-052919	05/29/2019	RESAMPLE Outdoor air	<0.099	<0.10	**0.63**	<0.099	<0.099	<0.17	<0.14	<0.13	<0.13	--	--	--	--	--	--
10.78	10.78-01-052919	05/29/2019	RESAMPLE Living room air (1st Floor)	<0.099	<0.10	**0.14**	<0.099	<0.099	<0.17	<0.14	**0.52**	<0.13	--	--	--	--	--	--
10.78	10.78-02-052919	05/29/2019	RESAMPLE Bathroom air (1st Floor)	<0.099	<0.10	**0.15**	<0.099	<0.099	<0.17	<0.14	**0.61**	<0.13	--	--	--	--	--	--
10.78	10.78-03-052919	05/29/2019	RESAMPLE Bedroom (master) air (1st Floor)	<0.099	<0.10	**0.16**	<0.099	<0.099	<0.17	<0.14	**0.74**	<0.13	--	--	--	--	--	--
10.78	PSG-10-30-5 [4]	03/08/2019	Perimeter soil gas-10-30	**42**	**7.0 J**	<8.0	<8.0	<8.0	**118**	<8.0	**4,400**	<8.0	--	<80	<80	<80	--	--
10.78	PSG-10-30-5 REP [4]	03/08/2019	Perimeter soil gas-10-30 (Replicate)	**49**	**8.0 J**	<8.0	<8.0	<8.0	**134**	<8.0	**4,920**	<8.0	--	<80	<80	<80	--	--
10.78	PSG-10-30-15 [4]	03/08/2019	Perimeter soil gas-10-30	**12**	<8.0	<8.0	<8.0	<8.0	**54**	<8.0	**1,970**	<8.0	--	<80	<80	<80	--	--
10.78	PSG-10-32-5 [4]	03/08/2019	Perimeter soil gas-10-32	<8.0	<8.0	<8.0	<8.0	<8.0	**24**	<8.0	**813**	<8.0	--	<80	<80	<80	--	--
10.78	PSG-10-32-15 [4]	03/08/2019	Perimeter soil gas-10-32	**25**	**5.0 J**	<8.0	<8.0	<8.0	**65**	<8.0	**2,410**	<8.0	--	<80	<80	<80	--	--
10.78	PSG-10-33-5 [4]	03/08/2019	Perimeter soil gas-10-33	<8.0	<8.0	<8.0	<8.0	<8.0	**13**	<8.0	**512**	<8.0	--	<80	<80	<80	--	--
10.78	PSG-10-33-15 [4]	03/08/2019	Perimeter soil gas-10-33	**54**	<8.0	<8.0	<8.0	<8.0	**93**	<8.0	**4,000**	<8.0	--	<80	<80	<80	--	--
10.78	PSG-10-34-5 [4]	03/08/2019	Perimeter soil gas-10-34	**5.0 J**	<8.0	<8.0	<8.0	<8.0	**36**	<8.0	**1,720**	<8.0	--	<80	<80	<80	--	--
10.78	PSG-10-34-15 [4]	03/08/2019	Perimeter soil gas-10-34	**55**	<8.0	<8.0	<8.0	<8.0	**140**	<8.0	**7,650**	<8.0	--	<80	<80	<80	--	--
10.78	10.78-AA-012220	01/22/2020	RESAMPLE Outdoor air	<0.099	<0.10	**0.52**	<0.099	<0.099	<0.17	<0.14	<0.13	<0.13	--	--	--	--	--	--
10.78	10.78-01-012220	01/22/2020	RESAMPLE Living room air (1st Floor)	<0.099	<0.10	**0.13**	<0.099	<0.099	<0.17	<0.14	**0.31**	<0.13	--	--	--	--	--	--
10.78	10.78-11-012220	01/22/2020	RESAMPLE Living room air (1st Floor) (Duplicate)	<0.099	<0.10	**0.13**	<0.099	<0.099	<0.17	<0.14	**0.23**	<0.13	--	--	--	--	--	--
10.78	10.78-02-012220	01/22/2020	RESAMPLE Bathroom air (1st Floor)	<0.099	<0.10	**0.16**	<0.099	<0.099	<0.17	<0.14	**0.34**	<0.13	--	--	--	--	--	--
10.78	10.78-03-012220	01/22/2020	RESAMPLE Bedroom (master) air (1st Floor)	<0.099	<0.10	**0.16**	<0.099	<0.099	<0.17	<0.14	**0.32**	<0.13	--	--	--	--	--	--
10.78	PSG-10-30-5 [4]	07/18/2019	Perimeter soil gas-10-30	**43**	<8.0	<8.0	<8.0	<8.0	**106**	<8.0	**4,390**	<8.0	--	<80	<80	<80	--	--
10.78	PSG-10-30-15 [4]	07/18/2019	Perimeter soil gas-10-30	**15**	<8.0	<8.0	<8.0	<8.0	**71**	<8.0	**2,270**	<8.0	--	<80	<80	<80	--	--
10.78	PSG-10-32-5 [4]	07/18/2019	Perimeter soil gas-10-32	<8.0	<8.0	<8.0	<8.0	<8.0	**36**	<8.0	**961**	<8.0	--	<80	<80	<80	--	--
10.78	PSG-10-32-15 [4]	07/18/2019	Perimeter soil gas-10-32	**29**	<8.0	<8.0	<8.0	<8.0	**75**	<8.0	**2,650**	<8.0	--	<80	<80	<80	--	--
10.78	PSG-10-33-5 [4]	07/18/2019	Perimeter soil gas-10-33	<8.0	<8.0	<8.0	<8.0	<8.0	**30**	<8.0	**689**	<8.0	--	<80	<80	<80	--	--
10.78	PSG-10-33-15 [4]	07/18/2019	Perimeter soil gas-10-33	**49**	<8.0	<8.0	<8.0	<8.0	**101**	<8.0	**4,220**	<8.0	--	<80	<80	<80	--	--
10.78	PSG-10-33-15 REP [4]	07/18/2019	Perimeter soil gas-10-33 (Replicate)	**49**	<8.0	<8.0	<8.0	<8.0	**97**	<8.0	**4,390**	<8.0	--	<80	<80	<80	--	--
10.78	PSG-10-34-5 [4]	07/18/2019	Perimeter soil gas-10-34	**7.0 J**	<8.0	<8.0	<8.0	<8.0	**53**	<8.0	**1,840**	<8.0	--	<80	<80	<80	--	--
10.78	PSG-10-34-15 [4]	07/18/2019	Perimeter soil gas-10-34	**48**	<8.0	<8.0	<8.0	<8.0	**138**	<8.0	**7,160**	<8.0	--	<80	<80	<80	--	--
10.78	10.78-AA-101420	10/14/2020	RESAMPLE Outdoor air	<0.099	<0.10	**0.32**	<0.099	<0.099	<0.17	<0.14	<0.13	<0.13	--	--	--	--	--	--
10.78	10.78-01-101420-M	10/14/2020	RESAMPLE Living room air (1st Floor) (M)	<0.099	<0.10	**0.34**	<0.099	<0.099	<0.17	<0.14	<0.13	<0.13	--	--	--	--	--	--
10.78	10.78-02-101420-M	10/14/2020	RESAMPLE Bathroom air (1st Floor) (M)	<0.099	<0.10	**0.29**	<0.099	<0.099	<0.17	<0.14	<0.13	<0.13	--	--	--	--	--	--
10.78	10.78-03-101420-M	10/14/2020	RESAMPLE Bedroom (master) air (1st Floor) (M)	<0.099	<0.10	**0.22**	<0.099	<0.099	<0.17	<0.14	<0.13	<0.13	--	--	--	--	--	--
10.78	PSG-10-30-5 [4]	08/26/2020	Perimeter soil gas-10-30	**20**	<8.0	<8.0	<8.0	**4.0 J**	**94**	<8.0	**2,740**	<8.0	--	<80	<80	<80	--	--
10.78	PSG-10-30-15 [4]	08/26/2020	Perimeter soil gas-10-30	**38**	<8.0	<8.0	<8.0	**4.0 J**	**133**	<8.0	**4,560**	<8.0	--	<80	<80	<80	--	--
10.78	PSG-10-32-5 [4]	09/02/2020	Perimeter soil gas-10-32	<8.0	<8.0	<8.0	<8.0	<8.0	**41**	<8.0	**746**	<8.0	--	<80	<80	<80	--	--
10.78	PSG-10-32-15 [4]	09/02/2020	Perimeter soil gas-10-32	**15**	<8.0	<8.0	<8.0	<8.0	**82**	<8.0	**2,540**	<8.0	--	<80	<80	<80	--	--
10.78	PSG-10-33-5 [4]	09/02/2020	Perimeter soil gas-10-33	<8.0	<8.0	<8.0	<8.0	<8.0	**24**	<8.0	**446**	<8.0	--	<80	<80	<80	--	--
10.78	PSG-10-33-15 [4]	09/02/2020	Perimeter soil gas-10-33	**27**	<8.0	<8.0	<8.0	<8.0	**97**	<8.0	**3,790**	<8.0	--	<80	<80	<80	--	--
10.78	PSG-10-34-5 [4]	09/02/2020	Perimeter soil gas-10-34	<8.0	<8.0	<8.0	<8.0	<8.0	**47**	<8.0	**1,050**	<8.0	--	<80	<80	<80	--	--
10.78	PSG-10-34-15 [4]	09/02/2020	Perimeter soil gas-10-34	**22**	<8.0	<8.0	<8.0	<8.0	**145**	<8.0	**6,620**	<8.0	--	<80	<80	<80	--	--

TABLE A-6

HISTORICAL RESIDENTIAL INDOOR AIR AND SOIL GAS SAMPLING RESULTS
Former Ford Aeronutronic Facility
Newport Beach, California

Building ID	Sample ID	Date [2]	Location Description	Volatile Organic Compounds [1] (µg/m³)									Leak Detection Compounds [1]					
				1,1-DCE	1,1-DCA	1,2-DCA	cis-1,2-DCE	trans-1,2-DCE	PCE	1,1,1-TCA	TCE	Vinyl Chloride	Helium (ppmv)	Heptane (µg/m³)	Hexane (µg/m³)	Pentane (µg/m³)	TFA (µg/m³)	DFA (µg/m³)
10.78	10.78-AA-060421	06/04/2021	RESAMPLE Outdoor air	<0.099	<0.10	<0.10	<0.099	<0.099	<0.17	<0.14	<0.13	<0.13	--	--	--	--	--	--
10.78	10.78-01-060421-M	06/04/2021	RESAMPLE Living room air (1st Floor) (M)	<0.099	<0.10	**0.46**	<0.099	<0.099	<0.17	<0.14	<0.13	<0.13	--	--	--	--	--	--
10.78	10.78-02-060421-M	06/04/2021	RESAMPLE Bathroom air (1st Floor) (M)	<0.099	<0.10	**0.37**	<0.099	<0.099	<0.17	<0.14	**0.15**	<0.13	--	--	--	--	--	--
10.78	10.78-03-060421-M	06/04/2021	RESAMPLE Bedroom (master) air (1st Floor) (M)	<0.099	<0.10	**0.43**	<0.099	<0.099	<0.17	<0.14	<0.13	<0.13	--	--	--	--	--	--
10.78	PSG-10-30-5 [4]	06/03/2021	Perimeter soil gas-10-30 air	**5.0 J**	<8.0	<8.0	<8.0	<8.0	**60**	<8.0	**1,990**	<8.0	--	<80	<80	<80	--	--
10.78	PSG-10-30-15 [4]	06/03/2021	Perimeter soil gas-10-30 air	**29**	<8.0	<8.0	<8.0	<8.0	**101**	<8.0	**3,510**	<8.0	--	<80	<80	<80	--	--
10.78	PSG-10-32-5 [4]	06/03/2021	Perimeter soil gas-10-32 air	<8.0	<8.0	<8.0	<8.0	<8.0	**27**	<8.0	**608**	<8.0	--	<80	<80	<80	--	--
10.78	PSG-10-32-15 [4]	06/03/2021	Perimeter soil gas-10-32 air	**16**	<8.0	<8.0	<8.0	<8.0	**65**	<8.0	**2,250**	<8.0	--	<80	<80	<80	--	--
10.78	PSG-10-33-5 [4]	06/03/2021	Perimeter soil gas-10-33 air	<8.0	<8.0	<8.0	<8.0	<8.0	**21**	<8.0	**540**	<8.0	--	<80	<80	<80	--	--
10.78	PSG-10-33-15 [4]	06/03/2021	Perimeter soil gas-10-33 air	**29**	**8.0**	<8.0	<8.0	<8.0	**90**	<8.0	**3,660**	<8.0	--	<80	<80	<80	--	--
10.78	PSG-10-33-15 REP [4]	06/03/2021	Perimeter soil gas-10-33 air (Replicate)	**31**	**8.0**	<8.0	<8.0	<8.0	**92**	<8.0	**3,480**	<8.0	--	<80	<80	<80	--	--
10.78	PSG-10-34-5 [4]	06/02/2021	Perimeter soil gas-10-34 air	<8.0	<8.0	<8.0	<8.0	<8.0	**27**	<8.0	**816**	<8.0	--	<80	<80	<80	--	--
10.78	PSG-10-34-15 [4]	06/02/2021	Perimeter soil gas-10-34 air	**33**	<8.0	<8.0	<8.0	<8.0	**135**	<8.0	**7,530**	<8.0	--	<80	<80	<80	--	--
10.78	10.78-AA-120821	12/08/2021	RESAMPLE Outdoor air	<0.099	<0.10	<0.10	<0.099	<0.099	<0.17	<0.14	<0.13	<0.13	--	--	--	--	--	--
10.78	10.78-01-120821-M	12/08/2021	RESAMPLE Living room air (1st Floor) (M)	<0.099 UJ	<0.10 UJ	**0.25 J**	<0.099 UJ	<0.099 UJ	<0.17 UJ	<0.14 UJ	<0.13 UJ	<0.13 UJ	--	--	--	--	--	--
10.78	10.78-11-120821-M	12/08/2021	RESAMPLE Living room air (1st Floor) (M) (Replicate)	<0.099	<0.10	**0.22**	<0.099	<0.099	<0.17	<0.14	<0.13	<0.13	--	--	--	--	--	--
10.78	10.78-02-120821-M	12/08/2021	RESAMPLE Bathroom air (1st Floor) (M)	<0.099	<0.10	**0.25**	<0.099	<0.099	<0.17	<0.14	**0.49**	<0.13	--	--	--	--	--	--
10.78	10.78-03-120821-M	12/08/2021	RESAMPLE Bedroom (master) air (1st Floor) (M)	<0.099	<0.10	**0.26**	<0.099	<0.099	<0.17	<0.14	<0.13	<0.13	--	--	--	--	--	--
10.78	PSG-10-30-5 [4]	09/14/2021	Perimeter soil gas-10-30 air	<8.0	<8.0	<8.0	<8.0	<8.0	**59**	<8.0	**1,490**	<8.0 UJ	--	<80	<80	<80	--	--
10.78	PSG-10-30-15 [4]	09/14/2021	Perimeter soil gas-10-30 air	**14**	**2.0 J**	<8.0	<8.0	<8.0	**90**	<8.0	**3,080**	<8.0 UJ	--	<80	<80	<80	--	--
10.78	PSG-10-32-5 [4]	09/14/2021	Perimeter soil gas-10-32 air	<8.0	<8.0	<8.0	<8.0	<8.0	**37**	<8.0	**612**	<8.0 UJ	--	<80	<80	<80	--	--
10.78	PSG-10-32-15 [4]	09/14/2021	Perimeter soil gas-10-32 air	**7.0 J**	<8.0	<8.0	<8.0	<8.0	**68**	<8.0	**2,030**	<8.0 UJ	--	<80	<80	<80	--	--
10.78	PSG-10-33-5 [4]	09/14/2021	Perimeter soil gas-10-33 air	<8.0	<8.0	<8.0	<8.0	<8.0	**24**	<8.0	**396**	<8.0 UJ	--	<80	<80	<80	--	--
10.78	PSG-10-33-15 [4]	09/14/2021	Perimeter soil gas-10-33 air	**17**	**2.0 J**	<8.0	<8.0	<8.0	**83**	<8.0	**3,180**	<8.0 UJ	--	<80	<80	<80	--	--
10.78	PSG-10-33-15 REP [4]	09/14/2021	Perimeter soil gas-10-33 air (Replicate)	**17**	<8.0	<8.0	<8.0	<8.0	**86**	<8.0	**3,200**	<8.0 UJ	--	<80	<80	<80	--	--
10.78	PSG-10-34-5 [4]	09/14/2021	Perimeter soil gas-10-34 air	<8.0	<8.0	<8.0	<8.0	<8.0	**27**	<8.0	**654**	<8.0 UJ	--	<80	<80	<80	--	--
10.78	PSG-10-34-15 [4]	09/14/2021	Perimeter soil gas-10-34 air	**17**	**1.0 J**	<8.0	<8.0	<8.0	**111**	<8.0	**5,650**	<8.0 UJ	--	<80	<80	<80	--	--
10.78	10.78-AA-071322	07/13/2022	RESAMPLE Outdoor air	<0.099	<0.10	<0.10	<0.20	<0.099	<0.17	<0.14	<0.13	<0.13	--	--	--	--	--	--
10.78	10.78-01-071322-M	07/13/2022	RESAMPLE Living room air (1st Floor) (M)	<0.099	<0.10	**0.11 J-**	<0.20	<0.099	<0.17	<0.14	**0.13 J-**	<0.13	--	--	--	--	--	--
10.78	10.78-02-071322-M	07/13/2022	RESAMPLE Bathroom air (1st Floor) (M)	<0.099	<0.10	<0.10	<0.20	<0.099	<0.17	<0.14	**0.14**	<0.13	--	--	--	--	--	--
10.78	10.78-03-071322-M	07/13/2022	RESAMPLE Bedroom (master) air (1st Floor) (M)	<0.099	<0.10	**0.10**	<0.20	<0.099	<0.17	<0.14	**0.18**	<0.13	--	--	--	--	--	--
10.78	PSG-10-30-5 [4]	05/04/2022	Parcel 10, perimeter soil gas-10-30	<4.0	<4.0	<4.0	<4.0	<4.0	**60**	<4.0	**1,420**	<4.0	--	<40	<40	<40	--	--
10.78	PSG-10-30-15 [4]	05/04/2022	Parcel 10, perimeter soil gas-10-30	**18**	<4.0	<4.0	<4.0	<4.0	**94**	<4.0	**2,830**	<4.0	--	<40	<40	<40	--	--
10.78	PSG-10-32-5 [4]	05/04/2022	Parcel 10, perimeter soil gas-10-32	<4.0	<4.0	<4.0	<4.0	<4.0	**25**	<4.0	**435**	<4.0	--	<40	<40	<40	--	--
10.78	PSG-10-32-15 [4]	05/04/2022	Parcel 10, perimeter soil gas-10-32	**13**	<4.0	<4.0	<4.0	<4.0	**66**	<4.0	**2,120**	<4.0	--	<40	<40	<40	--	--
10.78	PSG-10-33-5 [4]	05/04/2022	Parcel 10, perimeter soil gas-10-33	<4.0	<4.0	<4.0	<4.0	<4.0	**16**	<4.0	**334**	<4.0	--	<40	<40	<40	--	--
10.78	PSG-10-33-15 [4]	05/04/2022	Parcel 10, perimeter soil gas-10-33	**22**	<4.0	<4.0	<4.0	<4.0	**78**	<4.0	**3,330**	<4.0	--	<40	<40	<40	--	--
10.78	PSG-10-34-5 [4]	05/04/2022	Parcel 10, perimeter soil gas-10-34	<4.0	<4.0	<4.0	<4.0	<4.0	**28**	<4.0	**977**	<4.0	--	<40	<40	<40	--	--
10.78	PSG-10-34-15 [4]	05/04/2022	Parcel 10, perimeter soil gas-10-34	**20**	<4.0	<4.0	<4.0	<4.0	**109**	<4.0	**6,340**	<4.0	--	<40	<40	<40	--	--
10.79	10.79-AA-051719	05/17/2019	Outdoor air	<0.099	<0.10	<0.10	<0.099	<0.099	<0.17	<0.14	<0.13	<0.13	--	--	--	--	--	--
10.79	10.79-01-051719	05/17/2019	Living room air (2nd Floor)	<0.099	<0.10	**0.19**	<0.099	<0.099	<0.17	<0.14	**0.53**	<0.13	--	--	--	--	--	--
10.79	10.79-02-051719	05/17/2019	Bathroom air (2nd Floor)	<0.099	<0.10	**0.19**	<0.099	<0.099	<0.17	<0.14	**0.54**	<0.13	--	--	--	--	--	--
10.79	10.79-03-051719	05/17/2019	Bedroom (master) air (2nd Floor)	<0.099	<0.10	**0.18**	<0.099	<0.099	<0.17	<0.14	**0.80**	<0.13	--	--	--	--	--	--
10.79	10.79-AA-061419	06/14/2019	RESAMPLE Outdoor air	<0.099	<0.10	<0.10	<0.099	<0.099	<0.17	<0.14	<0.13	<0.13	--	--	--	--	--	--
10.79	10.79-01-061419	06/14/2019	RESAMPLE Living room air (2nd Floor)	<0.099	<0.10	**0.14**	<0.099	<0.099	**0.21**	<0.14	<0.13	<0.13	--	--	--	--	--	--
10.79	10.79-02-061419	06/14/2019	RESAMPLE Bathroom air (2nd Floor)	<0.099	<0.10	**0.14**	<0.099	<0.099	**0.23**	<0.14	<0.13	<0.13	--	--	--	--	--	--
10.79	10.79-03-061419	06/14/2019	RESAMPLE Bedroom (master) air (2nd Floor)	<0.099	<0.10	**0.16**	<0.099	<0.099	**0.22**	<0.14	<0.13	<0.13	--	--	--	--	--	--
10.79	PSG-10-30-5 [4]	03/08/2019	Perimeter soil gas-10-30	**42**	**7.0 J**	<8.0	<8.0	<8.0	**118**	<8.0	**4,400**	<8.0	--	<80	<80	<80	--	--
10.79	PSG-10-30-5 REP [4]	03/08/2019	Perimeter soil gas-10-30 (Replicate)	**49**	**8.0 J**	<8.0	<8.0	<8.0	**134**	<8.0	**4,920**	<8.0	--	<80	<80	<80	--	--
10.79	PSG-10-30-15 [4]	03/08/2019	Perimeter soil gas-10-30	**12**	<8.0	<8.0	<8.0	<8.0	**54**	<8.0	**1,970**	<8.0	--	<80	<80	<80	--	--
10.79	PSG-10-32-5 [4]	03/08/2019	Perimeter soil gas-10-32	<8.0	<8.0	<8.0	<8.0	<8.0	**24**	<8.0	**813**	<8.0	--	<80	<80	<80	--	--
10.79	PSG-10-32-15 [4]	03/08/2019	Perimeter soil gas-10-32	**25**	**5.0 J**	<8.0	<8.0	<8.0	**65**	<8.0	**2,410**	<8.0	--	<80	<80	<80	--	--
10.79	PSG-10-33-5 [4]	03/08/2019	Perimeter soil gas-10-33	<8.0	<8.0	<8.0	<8.0	<8.0	**13**	<8.0	**512**	<8.0	--	<80	<80	<80	--	--
10.79	PSG-10-33-15 [4]	03/08/2019	Perimeter soil gas-10-33	**54**	<8.0	<8.0	<8.0	<8.0	**93**	<8.0	**4,000**	<8.0	--	<80	<80	<80	--	--
10.79	PSG-10-34-5 [4]	03/08/2019	Perimeter soil gas-10-34	**5.0 J**	<8.0	<8.0	<8.0	<8.0	**36**	<8.0	**1,720**	<8.0	--	<80	<80	<80	--	--
10.79	PSG-10-34-15 [4]	03/08/2019	Perimeter soil gas-10-34	**55**	<8.0	<8.0	<8.0	<8.0	**140**	<8.0	**7,650**	<8.0	--	<80	<80	<80	--	--

TABLE A-6

HISTORICAL RESIDENTIAL INDOOR AIR AND SOIL GAS SAMPLING RESULTS
Former Ford Aeronutronic Facility
Newport Beach, California

Building ID	Sample ID	Date [2]	Location Description	Volatile Organic Compounds [1] (µg/m³)									Leak Detection Compounds [1]					
				1,1-DCE	1,1-DCA	1,2-DCA	cis-1,2-DCE	trans-1,2-DCE	PCE	1,1,1-TCA	TCE	Vinyl Chloride	Helium (ppmv)	Heptane (µg/m³)	Hexane (µg/m³)	Pentane (µg/m³)	TFA (µg/m³)	DFA (µg/m³)
10.79	10.79-AA-020520	02/05/2020	RESAMPLE Outdoor air	<0.099	<0.10	<0.10	<0.099	<0.099	<0.17	<0.14	<0.13	<0.13	--	--	--	--	--	--
10.79	10.79-01-020520	02/05/2020	RESAMPLE Living room air (2nd Floor)	<0.099	<0.10	**0.11**	<0.099	<0.099	**0.17**	<0.14	<0.13	<0.13	--	--	--	--	--	--
10.79	10.79-02-020520	02/05/2020	RESAMPLE Bathroom air (2nd Floor)	<0.099	<0.10	**0.11**	<0.099	<0.099	<0.17	<0.14	<0.13	<0.13	--	--	--	--	--	--
10.79	10.79-03-020520	02/05/2020	RESAMPLE Bedroom (master) air (2nd Floor)	<0.099	<0.10	<0.10	<0.099	<0.099	**0.20**	<0.14	**0.17**	<0.13	--	--	--	--	--	--
10.79	PSG-10-30-5 [4]	01/30/2020	Perimeter soil gas-10-30	<8.0	<8.0	<8.0	<8.0	<8.0	**54**	<8.0	**1,600**	<8.0	--	<80	<80	<80	--	--
10.79	PSG-10-30-15 [4]	01/30/2020	Perimeter soil gas-10-30	**31**	<8.0	<8.0	<8.0	<8.0	**114**	<8.0	**3,500**	<8.0	--	<80	<80	<80	--	--
10.79	PSG-10-32-5 [4]	01/30/2020	Perimeter soil gas-10-32	<8.0	<8.0	<8.0	<8.0	<8.0	**22**	<8.0	**475**	<8.0	--	<80	<80	<80	--	--
10.79	PSG-10-32-15 [4]	01/30/2020	Perimeter soil gas-10-32	**16**	<8.0	<8.0	<8.0	<8.0	**76**	<8.0	**2,200**	<8.0	--	<80	<80	<80	--	--
10.79	PSG-10-33-5 [4]	01/30/2020	Perimeter soil gas-10-33	<8.0	<8.0	<8.0	<8.0	<8.0	**12**	<8.0	**332**	<8.0	--	<80	<80	<80	--	--
10.79	PSG-10-33-15 [4]	01/30/2020	Perimeter soil gas-10-33	**26**	<8.0	<8.0	<8.0	<8.0	**101**	<8.0	**3,610**	<8.0	--	<80	<80	<80	--	--
10.79	PSG-10-34-5 [4]	01/30/2020	Perimeter soil gas-10-34	<8.0	<8.0	<8.0	<8.0	<8.0	**33**	<8.0	**1,260**	<8.0	--	<80	<80	<80	--	--
10.79	PSG-10-34-15 [4]	01/30/2020	Perimeter soil gas-10-34	**33**	<8.0	<8.0	<8.0	<8.0	**130**	<8.0	**5,860**	<8.0	--	<80	<80	<80	--	--
10.79	PSG-10-34-15 REP [4]	01/30/2020	Perimeter soil gas-10-34 (Replicate)	**30**	<8.0	<8.0	<8.0	<8.0	**141**	<8.0	**5,900**	<8.0	--	<80	<80	<80	--	--
10.79	10.79-AA-052121	05/21/2021	RESAMPLE Outdoor air	<0.099	<0.10	<0.10	<0.099	<0.099	<0.17	<0.14	<0.13	<0.13	--	--	--	--	--	--
10.79	10.79-01-052121	05/21/2021	RESAMPLE Living room air (2nd Floor)	<0.099	<0.10	**0.11**	<0.099	<0.099	<0.17	<0.14	<0.13	<0.13	--	--	--	--	--	--
10.79	10.79-02-052121	05/21/2021	RESAMPLE Bathroom air (2nd Floor)	<0.099	<0.10	**0.11**	<0.099	<0.099	**0.28**	<0.14	<0.13	<0.13	--	--	--	--	--	--
10.79	10.79-03-052121	05/21/2021	RESAMPLE Bedroom (master) air (2nd Floor)	<0.099	<0.10	**0.10**	<0.099	<0.099	<0.17	<0.14	<0.13	<0.13	--	--	--	--	--	--
10.79	PSG-10-30-5 [4]	06/03/2021	Perimeter soil gas-10-30 air	**5.0 J**	<8.0	<8.0	<8.0	<8.0	**60**	<8.0	**1,990**	<8.0	--	<80	<80	<80	--	--
10.79	PSG-10-30-15 [4]	06/03/2021	Perimeter soil gas-10-30 air	**29**	<8.0	<8.0	<8.0	<8.0	**101**	<8.0	**3,510**	<8.0	--	<80	<80	<80	--	--
10.79	PSG-10-32-5 [4]	06/03/2021	Perimeter soil gas-10-32 air	<8.0	<8.0	<8.0	<8.0	<8.0	**27**	<8.0	**608**	<8.0	--	<80	<80	<80	--	--
10.79	PSG-10-32-15 [4]	06/03/2021	Perimeter soil gas-10-32 air	**16**	<8.0	<8.0	<8.0	<8.0	**65**	<8.0	**2,250**	<8.0	--	<80	<80	<80	--	--
10.79	PSG-10-33-5 [4]	06/03/2021	Perimeter soil gas-10-33 air	<8.0	<8.0	<8.0	<8.0	<8.0	**21**	<8.0	**540**	<8.0	--	<80	<80	<80	--	--
10.79	PSG-10-33-15 [4]	06/03/2021	Perimeter soil gas-10-33 air	**29**	**8.0**	<8.0	<8.0	<8.0	**90**	<8.0	**3,660**	<8.0	--	<80	<80	<80	--	--
10.79	PSG-10-33-15 REP [4]	06/03/2021	Perimeter soil gas-10-33 air (Replicate)	**31**	**8.0**	<8.0	<8.0	<8.0	**92**	<8.0	**3,480**	<8.0	--	<80	<80	<80	--	--
10.79	PSG-10-34-5 [4]	06/02/2021	Perimeter soil gas-10-34 air	<8.0	<8.0	<8.0	<8.0	<8.0	**27**	<8.0	**816**	<8.0	--	<80	<80	<80	--	--
10.79	PSG-10-34-15 [4]	06/02/2021	Perimeter soil gas-10-34 air	**33**	<8.0	<8.0	<8.0	<8.0	**135**	<8.0	**7,530**	<8.0	--	<80	<80	<80	--	--
10.80	10.80-AA-050819	05/08/2019	Outdoor air	<0.099	<0.10	<0.10	<0.099	<0.099	<0.17	<0.14	<0.13	<0.13	--	--	--	--	--	--
10.80	10.80-01-050819	05/08/2019	Living room air (2nd Floor)	<0.099	<0.10	**3.3**	<0.099	<0.099	<0.17	<0.14	<0.13	<0.13	--	--	--	--	--	--
10.80	10.80-11-050819	05/08/2019	Living room air (2nd Floor) (Duplicate)	<0.099	<0.10	**3.4**	<0.099	<0.099	<0.17	<0.14	<0.13	<0.13	--	--	--	--	--	--
10.80	10.80-02-050819	05/08/2019	Bathroom air (2nd Floor)	<0.099	<0.10	**0.87**	<0.099	<0.099	<0.17	<0.14	<0.13	<0.13	--	--	--	--	--	--
10.80	10.80-03-050819	05/08/2019	Bedroom (office) air (2nd Floor)	<0.099	<0.10	**0.58**	<0.099	<0.099	<0.17	<0.14	<0.13	<0.13	--	--	--	--	--	--
10.80	10.80-04-050819	05/08/2019	Bedroom (master) air (2nd Floor)	<0.099	<0.10	**1.1**	<0.099	<0.099	<0.17	<0.14	<0.13	<0.13	--	--	--	--	--	--
10.80	PSG-10-30-5 [4]	03/08/2019	Perimeter soil gas-10-30	**42**	**7.0 J**	<8.0	<8.0	<8.0	**118**	<8.0	**4,400**	<8.0	--	<80	<80	<80	--	--
10.80	PSG-10-30-5 REP [4]	03/08/2019	Perimeter soil gas-10-30 (Replicate)	**49**	**8.0 J**	<8.0	<8.0	<8.0	**134**	<8.0	**4,920**	<8.0	--	<80	<80	<80	--	--
10.80	PSG-10-30-15 [4]	03/08/2019	Perimeter soil gas-10-30	**12**	<8.0	<8.0	<8.0	<8.0	**54**	<8.0	**1,970**	<8.0	--	<80	<80	<80	--	--
10.80	PSG-10-32-5 [4]	03/08/2019	Perimeter soil gas-10-32	<8.0	<8.0	<8.0	<8.0	<8.0	**24**	<8.0	**813**	<8.0	--	<80	<80	<80	--	--
10.80	PSG-10-32-15 [4]	03/08/2019	Perimeter soil gas-10-32	**25**	**5.0 J**	<8.0	<8.0	<8.0	**65**	<8.0	**2,410**	<8.0	--	<80	<80	<80	--	--
10.80	PSG-10-33-5 [4]	03/08/2019	Perimeter soil gas-10-33	<8.0	<8.0	<8.0	<8.0	<8.0	**13**	<8.0	**512**	<8.0	--	<80	<80	<80	--	--
10.80	PSG-10-33-15 [4]	03/08/2019	Perimeter soil gas-10-33	**54**	<8.0	<8.0	<8.0	<8.0	**93**	<8.0	**4,000**	<8.0	--	<80	<80	<80	--	--
10.80	PSG-10-34-5 [4]	03/08/2019	Perimeter soil gas-10-34	**5.0 J**	<8.0	<8.0	<8.0	<8.0	**36**	<8.0	**1,720**	<8.0	--	<80	<80	<80	--	--
10.80	PSG-10-34-15 [4]	03/08/2019	Perimeter soil gas-10-34	**55**	<8.0	<8.0	<8.0	<8.0	**140**	<8.0	**7,650**	<8.0	--	<80	<80	<80	--	--
10.80	10.80-AA-013120	01/31/2020	RESAMPLE Outdoor air	<0.099	<0.10	**0.11**	<0.099	<0.099	<0.17	<0.14	<0.13	<0.13	--	--	--	--	--	--
10.80	10.80-01-013120	01/31/2020	RESAMPLE Living room air (2nd Floor)	<0.099	<0.10	**5.4**	<0.099	<0.099	**0.19**	<0.14	<0.13	<0.13	--	--	--	--	--	--
10.80	10.80-02-013120	01/31/2020	RESAMPLE Bathroom air (2nd Floor)	<0.099	<0.10	**3.8**	<0.099	<0.099	**0.17**	<0.14	<0.13	<0.13	--	--	--	--	--	--
10.80	10.80-03-013120	01/31/2020	RESAMPLE Bedroom (office) air (2nd Floor)	<0.099	<0.10	**3.8**	<0.099	<0.099	**0.18**	<0.14	<0.13	<0.13	--	--	--	--	--	--
10.80	10.80-04-013120	01/31/2020	RESAMPLE Bedroom (master) air (2nd Floor)	<0.15	<0.15	**5.2**	<0.15	<0.15	<0.26	<0.21	<0.20	<0.19	--	--	--	--	--	--
10.80	PSG-10-30-5 [4]	01/30/2020	Perimeter soil gas-10-30	<8.0	<8.0	<8.0	<8.0	<8.0	**54**	<8.0	**1,600**	<8.0	--	<80	<80	<80	--	--
10.80	PSG-10-30-15 [4]	01/30/2020	Perimeter soil gas-10-30	**31**	<8.0	<8.0	<8.0	<8.0	**114**	<8.0	**3,500**	<8.0	--	<80	<80	<80	--	--
10.80	PSG-10-32-5 [4]	01/30/2020	Perimeter soil gas-10-32	<8.0	<8.0	<8.0	<8.0	<8.0	**22**	<8.0	**475**	<8.0	--	<80	<80	<80	--	--
10.80	PSG-10-32-15 [4]	01/30/2020	Perimeter soil gas-10-32	**16**	<8.0	<8.0	<8.0	<8.0	**76**	<8.0	**2,200**	<8.0	--	<80	<80	<80	--	--
10.80	PSG-10-33-5 [4]	01/30/2020	Perimeter soil gas-10-33	<8.0	<8.0	<8.0	<8.0	<8.0	**12**	<8.0	**332**	<8.0	--	<80	<80	<80	--	--
10.80	PSG-10-33-15 [4]	01/30/2020	Perimeter soil gas-10-33	**26**	<8.0	<8.0	<8.0	<8.0	**101**	<8.0	**3,610**	<8.0	--	<80	<80	<80	--	--
10.80	PSG-10-34-5 [4]	01/30/2020	Perimeter soil gas-10-34	<8.0	<8.0	<8.0	<8.0	<8.0	**33**	<8.0	**1,260**	<8.0	--	<80	<80	<80	--	--
10.80	PSG-10-34-15 [4]	01/30/2020	Perimeter soil gas-10-34	**33**	<8.0	<8.0	<8.0	<8.0	**130**	<8.0	**5,860**	<8.0	--	<80	<80	<80	--	--
10.80	PSG-10-34-15 REP [4]	01/30/2020	Perimeter soil gas-10-34 (Replicate)	**30**	<8.0	<8.0	<8.0	<8.0	**141**	<8.0	**5,900**	<8.0	--	<80	<80	<80	--	--
10.80	10.80-AA-070122	07/01/2022	RESAMPLE Outdoor air	<0.099	<0.10	<0.10	<0.20	<0.099	<0.17	<0.14	<0.13	<0.13	--	--	--	--	--	--

TABLE A-6

HISTORICAL RESIDENTIAL INDOOR AIR AND SOIL GAS SAMPLING RESULTS
Former Ford Aeronutronic Facility
Newport Beach, California

Building ID	Sample ID	Date [2]	Location Description	Volatile Organic Compounds [1] (µg/m³)									Leak Detection Compounds [1]					
				1,1-DCE	1,1-DCA	1,2-DCA	cis-1,2-DCE	trans-1,2-DCE	PCE	1,1,1-TCA	TCE	Vinyl Chloride	Helium (ppmv)	Heptane (µg/m³)	Hexane (µg/m³)	Pentane (µg/m³)	TFA (µg/m³)	DFA (µg/m³)
10.80	10.80-01-070122	07/01/2022	RESAMPLE Living room air (2nd Floor)	<0.099	<0.10	**6.6**	<0.20	<0.099	<0.17	<0.14	<0.13	<0.13	--	--	--	--	--	--
10.80	10.80-02-070122	07/01/2022	RESAMPLE Bathroom air (2nd Floor)	<0.099	<0.10	**0.56**	<0.20	<0.099	<0.17	<0.14	<0.13	<0.13	--	--	--	--	--	--
10.80	10.80-03-070122	07/01/2022	RESAMPLE Bedroom (office) air (2nd Floor)	<0.099	<0.10	**0.60**	<0.20	<0.099	<0.17	<0.14	<0.13	<0.13	--	--	--	--	--	--
10.80	10.80-04-070122	07/01/2022	RESAMPLE Bedroom (master) air (2nd Floor)	<0.099	<0.10	**0.18**	<0.20	<0.099	<0.17	<0.14	<0.13	<0.13	--	--	--	--	--	--
10.80	PSG-10-30-5 [4]	05/04/2022	Parcel 10, perimeter soil gas-10-30	<4.0	<4.0	<4.0	<4.0	<4.0	**60**	<4.0	**1,420**	<4.0	--	<40	<40	<40	--	--
10.80	PSG-10-30-15 [4]	05/04/2022	Parcel 10, perimeter soil gas-10-30	**18**	<4.0	<4.0	<4.0	<4.0	**94**	<4.0	**2,830**	<4.0	--	<40	<40	<40	--	--
10.80	PSG-10-32-5 [4]	05/04/2022	Parcel 10, perimeter soil gas-10-32	<4.0	<4.0	<4.0	<4.0	<4.0	**25**	<4.0	**435**	<4.0	--	<40	<40	<40	--	--
10.80	PSG-10-32-15 [4]	05/04/2022	Parcel 10, perimeter soil gas-10-32	**13**	<4.0	<4.0	<4.0	<4.0	**66**	<4.0	**2,120**	<4.0	--	<40	<40	<40	--	--
10.80	PSG-10-33-5 [4]	05/04/2022	Parcel 10, perimeter soil gas-10-33	<4.0	<4.0	<4.0	<4.0	<4.0	**16**	<4.0	**334**	<4.0	--	<40	<40	<40	--	--
10.80	PSG-10-33-15 [4]	05/04/2022	Parcel 10, perimeter soil gas-10-33	**22**	<4.0	<4.0	<4.0	<4.0	**78**	<4.0	**3,330**	<4.0	--	<40	<40	<40	--	--
10.80	PSG-10-34-5 [4]	05/04/2022	Parcel 10, perimeter soil gas-10-34	<4.0	<4.0	<4.0	<4.0	<4.0	**28**	<4.0	**977**	<4.0	--	<40	<40	<40	--	--
10.80	PSG-10-34-15 [4]	05/04/2022	Parcel 10, perimeter soil gas-10-34	**20**	<4.0	<4.0	<4.0	<4.0	**109**	<4.0	**6,340**	<4.0	--	<40	<40	<40	--	--
10.81	10.81-AA-0808-18	08/09/2018	Outdoor air	<0.099	<0.10	<0.10	<0.099	<0.099	<0.17	<0.14	<0.13	<0.13	--	--	--	--	--	--
10.81	10.81-01-080818	08/09/2018	Bathroom air (2nd Floor)	<0.099	<0.10	**0.20**	<0.099	<0.099	**0.45**	<0.14	**0.22**	<0.13	--	--	--	--	--	--
10.81	10.81-02-080818	08/09/2018	Bedroom air (2nd Floor)	<0.099	<0.10	**0.14**	<0.099	<0.099	**0.47**	<0.14	**0.21**	<0.13	--	--	--	--	--	--
10.81	10.81-02-080818-DUP	08/09/2018	Bedroom air (2nd Floor) (Duplicate)	<0.099	<0.10	**0.16**	<0.099	<0.099	**0.38**	<0.14	**0.18**	<0.13	--	--	--	--	--	--
10.81	10.81-03-080818	08/09/2018	Living room air (2nd Floor)	<0.099	<0.10	**0.18**	<0.099	<0.099	**0.59**	<0.14	**0.23**	<0.13	--	--	--	--	--	--
10.81	10.81-04-080818	08/09/2018	Garage air (1st Floor)	<0.099	<0.10	<0.10	<0.099	<0.099	**1.0**	<0.14	<0.13	<0.13	--	--	--	--	--	--
10.81	10.81-SS-080918	08/09/2018	Garage sub-slab soil gas	<2.1	<2.1	<2.1	<2.1	<2.1	<3.5	<2.8	<2.8	<1.3	<250	--	--	--	--	--
10.81	10.81-AA-050119	05/01/2019	RESAMPLE Outdoor air	<0.099	<0.10	<0.10	<0.099	<0.099	<0.17	<0.14	<0.13	<0.13	--	--	--	--	--	--
10.81	10.81-01-050119	05/01/2019	RESAMPLE Bathroom air (2nd Floor)	<0.099	<0.10	**0.11**	<0.099	<0.099	<0.17	<0.14	<0.13	<0.13	--	--	--	--	--	--
10.81	10.81-02-050119	05/01/2019	RESAMPLE Bedroom air (2nd Floor)	<0.099	<0.10	**0.33**	<0.099	<0.099	<0.17	<0.14	<0.13	<0.13	--	--	--	--	--	--
10.81	10.81-22-050119	05/01/2019	RESAMPLE Bedroom air (2nd Floor) (Duplicate)	<0.099	<0.10	**0.30**	<0.099	<0.099	<0.17	<0.14	<0.13	<0.13	--	--	--	--	--	--
10.81	10.81-03-050119	05/01/2019	RESAMPLE Living room air (2nd Floor)	<0.099	<0.10	**0.11**	<0.099	<0.099	<0.17	<0.14	<0.13	<0.13	--	--	--	--	--	--
10.81	PSG-10-30-5 [4]	03/08/2019	Perimeter soil gas-10-30	**42**	**7.0 J**	<8.0	<8.0	<8.0	**118**	<8.0	**4,400**	<8.0	--	<80	<80	<80	--	--
10.81	PSG-10-30-5 REP [4]	03/08/2019	Perimeter soil gas-10-30 (Replicate)	**49**	**8.0 J**	<8.0	<8.0	<8.0	**134**	<8.0	**4,920**	<8.0	--	<80	<80	<80	--	--
10.81	PSG-10-30-15 [4]	03/08/2019	Perimeter soil gas-10-30	**12**	<8.0	<8.0	<8.0	<8.0	**54**	<8.0	**1,970**	<8.0	--	<80	<80	<80	--	--
10.81	PSG-10-32-5 [4]	03/08/2019	Perimeter soil gas-10-32	<8.0	<8.0	<8.0	<8.0	<8.0	**24**	<8.0	**813**	<8.0	--	<80	<80	<80	--	--
10.81	PSG-10-32-15 [4]	03/08/2019	Perimeter soil gas-10-32	**25**	**5.0 J**	<8.0	<8.0	<8.0	**65**	<8.0	**2,410**	<8.0	--	<80	<80	<80	--	--
10.81	PSG-10-33-5 [4]	03/08/2019	Perimeter soil gas-10-33	<8.0	<8.0	<8.0	<8.0	<8.0	**13**	<8.0	**512**	<8.0	--	<80	<80	<80	--	--
10.81	PSG-10-33-15 [4]	03/08/2019	Perimeter soil gas-10-33	**54**	<8.0	<8.0	<8.0	<8.0	**93**	<8.0	**4,000**	<8.0	--	<80	<80	<80	--	--
10.81	PSG-10-34-5 [4]	03/08/2019	Perimeter soil gas-10-34	**5.0 J**	<8.0	<8.0	<8.0	<8.0	**36**	<8.0	**1,720**	<8.0	--	<80	<80	<80	--	--
10.81	PSG-10-34-15 [4]	03/08/2019	Perimeter soil gas-10-34	**55**	<8.0	<8.0	<8.0	<8.0	**140**	<8.0	**7,650**	<8.0	--	<80	<80	<80	--	--
10.81	10.81-AA-011720	01/17/2020	RESAMPLE Outdoor air	<0.099	<0.10	**0.12**	<0.099	<0.099	<0.17	<0.14	<0.13	<0.13	--	--	--	--	--	--
10.81	10.81-01-011720	01/17/2020	RESAMPLE Bathroom air (2nd Floor)	<0.099	<0.10	**0.64**	<0.099	<0.099	**0.64**	<0.14	<0.13	<0.13	--	--	--	--	--	--
10.81	10.81-02-011720	01/17/2020	RESAMPLE Bedroom air (2nd Floor)	<0.099	<0.10	**0.65**	<0.099	<0.099	**0.71**	<0.14	<0.13	<0.13	--	--	--	--	--	--
10.81	10.81-03-011720	01/17/2020	RESAMPLE Living room air (2nd Floor)	<0.099	<0.10	**0.59**	<0.099	<0.099	**0.58**	<0.14	<0.13	<0.13	--	--	--	--	--	--
10.81	PSG-10-30-5 [4]	07/18/2019	Perimeter soil gas-10-30	**43**	<8.0	<8.0	<8.0	<8.0	**106**	<8.0	**4,390**	<8.0	--	<80	<80	<80	--	--
10.81	PSG-10-30-15 [4]	07/18/2019	Perimeter soil gas-10-30	**15**	<8.0	<8.0	<8.0	<8.0	**71**	<8.0	**2,270**	<8.0	--	<80	<80	<80	--	--
10.81	PSG-10-32-5 [4]	07/18/2019	Perimeter soil gas-10-32	<8.0	<8.0	<8.0	<8.0	<8.0	**36**	<8.0	**961**	<8.0	--	<80	<80	<80	--	--
10.81	PSG-10-32-15 [4]	07/18/2019	Perimeter soil gas-10-32	**29**	<8.0	<8.0	<8.0	<8.0	**75**	<8.0	**2,650**	<8.0	--	<80	<80	<80	--	--
10.81	PSG-10-33-5 [4]	07/18/2019	Perimeter soil gas-10-33	<8.0	<8.0	<8.0	<8.0	<8.0	**30**	<8.0	**689**	<8.0	--	<80	<80	<80	--	--
10.81	PSG-10-33-15 [4]	07/18/2019	Perimeter soil gas-10-33	**49**	<8.0	<8.0	<8.0	<8.0	**101**	<8.0	**4,220**	<8.0	--	<80	<80	<80	--	--
10.81	PSG-10-33-15 REP [4]	07/18/2019	Perimeter soil gas-10-33 (Replicate)	**49**	<8.0	<8.0	<8.0	<8.0	**97**	<8.0	**4,390**	<8.0	--	<80	<80	<80	--	--
10.81	PSG-10-34-5 [4]	07/18/2019	Perimeter soil gas-10-34	**7.0 J**	<8.0	<8.0	<8.0	<8.0	**53**	<8.0	**1,840**	<8.0	--	<80	<80	<80	--	--
10.81	PSG-10-34-15 [4]	07/18/2019	Perimeter soil gas-10-34	**48**	<8.0	<8.0	<8.0	<8.0	**138**	<8.0	**7,160**	<8.0	--	<80	<80	<80	--	--
10.81	10.81-AA-061621	06/16/2021	RESAMPLE Outdoor air	<0.15	<0.15	<0.15	<0.15	<0.15	<0.25	<0.20	<0.20	<0.19	--	--	--	--	--	--
10.81	10.81-01-061621	06/16/2021	RESAMPLE Bathroom air (2nd Floor)	<0.099	<0.10	<0.10	<0.099	<0.099	**0.22**	<0.14	<0.13	<0.13	--	--	--	--	--	--
10.81	10.81-02-061621	06/16/2021	RESAMPLE Bedroom air (2nd Floor)	<0.16	<0.16	<0.16	<0.16	<0.16	<0.27	<0.22	<0.22	<0.21	--	--	--	--	--	--
10.81	10.81-03-061621	06/16/2021	RESAMPLE Living room air (2nd Floor)	<0.099	<0.10	<0.10	<0.099	<0.099	**0.18**	<0.14	**0.21**	<0.13	--	--	--	--	--	--
10.81	10.81-33-061621	06/16/2021	RESAMPLE Living room air (2nd Floor) (Replicate)	<0.099	<0.10	<0.10	<0.099	<0.099	**0.28**	<0.14	<0.13	<0.13	--	--	--	--	--	--
10.81	PSG-10-30-5 [4]	06/03/2021	Perimeter soil gas-10-30 air	**5.0 J**	<8.0	<8.0	<8.0	<8.0	**60**	<8.0	**1,990**	<8.0	--	<80	<80	<80	--	--
10.81	PSG-10-30-15 [4]	06/03/2021	Perimeter soil gas-10-30 air	**29**	<8.0	<8.0	<8.0	<8.0	**101**	<8.0	**3,510**	<8.0	--	<80	<80	<80	--	--
10.81	PSG-10-32-5 [4]	06/03/2021	Perimeter soil gas-10-32 air	<8.0	<8.0	<8.0	<8.0	<8.0	**27**	<8.0	**608**	<8.0	--	<80	<80	<80	--	--
10.81	PSG-10-32-15 [4]	06/03/2021	Perimeter soil gas-10-32 air	**16**	<8.0	<8.0	<8.0	<8.0	**65**	<8.0	**2,250**	<8.0	--	<80	<80	<80	--	--
10.81	PSG-10-33-5 [4]	06/03/2021	Perimeter soil gas-10-33 air	<8.0	<8.0	<8.0	<8.0	<8.0	**21**	<8.0	**540**	<8.0	--	<80	<80	<80	--	--

TABLE A-6

HISTORICAL RESIDENTIAL INDOOR AIR AND SOIL GAS SAMPLING RESULTS
Former Ford Aeronutronic Facility
Newport Beach, California

Building ID	Sample ID	Date [2]	Location Description	Volatile Organic Compounds [1] (µg/m³)									Leak Detection Compounds [1]					
				1,1-DCE	1,1-DCA	1,2-DCA	cis-1,2-DCE	trans-1,2-DCE	PCE	1,1,1-TCA	TCE	Vinyl Chloride	Helium (ppmv)	Heptane (µg/m³)	Hexane (µg/m³)	Pentane (µg/m³)	TFA (µg/m³)	DFA (µg/m³)
10.81	PSG-10-33-15 [4]	06/03/2021	Perimeter soil gas-10-33 air	**29**	**8.0**	<8.0	<8.0	<8.0	**90**	<8.0	**3,660**	<8.0	--	<80	<80	<80	--	--
10.81	PSG-10-33-15 REP [4]	06/03/2021	Perimeter soil gas-10-33 air (Replicate)	**31**	**8.0**	<8.0	<8.0	<8.0	**92**	<8.0	**3,480**	<8.0	--	<80	<80	<80	--	--
10.81	PSG-10-34-5 [4]	06/02/2021	Perimeter soil gas-10-34 air	<8.0	<8.0	<8.0	<8.0	<8.0	**27**	<8.0	**816**	<8.0	--	<80	<80	<80	--	--
10.81	PSG-10-34-15 [4]	06/02/2021	Perimeter soil gas-10-34 air	**33**	<8.0	<8.0	<8.0	<8.0	**135**	<8.0	**7,530**	<8.0	--	<80	<80	<80	--	--
10.81	10.81-AA-061722	06/17/2022	RESAMPLE Outdoor air	<0.099	<0.10	<0.10	<0.20	<0.099	<0.17	<0.14	**0.21**	<0.13	--	--	--	--	--	--
10.81	10.81-01-061722	06/17/2022	RESAMPLE Bathroom air (2nd Floor)	<0.099	<0.10	<0.10	<0.20	<0.099	<0.17	<0.14	<0.13	<0.13	--	--	--	--	--	--
10.81	10.81-02-061722	06/17/2022	RESAMPLE Bedroom air (2nd Floor)	<0.099	<0.10	<0.10	<0.20	<0.099	**0.22**	<0.14	<0.13	<0.13	--	--	--	--	--	--
10.81	10.81-03-061722	06/17/2022	RESAMPLE Living room air (2nd Floor)	<0.099	<0.10	<0.10	<0.20	<0.099	<0.17	<0.14	<0.13	<0.13	--	--	--	--	--	--
10.81	10.81-33-061722	06/17/2022	RESAMPLE Living room air (2nd Floor) (Replicate)	<0.099	<0.10	<0.10	<0.20	<0.099	<0.17	<0.14	<0.13	<0.13	--	--	--	--	--	--
10.81	PSG-10-30-5 [4]	05/04/2022	Perimeter soil gas-10-30 air	<4.0	<4.0	<4.0	<4.0	<4.0	**60**	<4.0	**1,420**	<4.0	--	<40	<40	<40	--	--
10.81	PSG-10-30-15 [4]	05/04/2022	Perimeter soil gas-10-30 air	**18**	<4.0	<4.0	<4.0	<4.0	**94**	<4.0	**2,830**	<4.0	--	<40	<40	<40	--	--
10.81	PSG-10-32-5 [4]	05/04/2022	Perimeter soil gas-10-32 air	<4.0	<4.0	<4.0	<4.0	<4.0	**25**	<4.0	**435**	<4.0	--	<40	<40	<40	--	--
10.81	PSG-10-32-15 [4]	05/04/2022	Perimeter soil gas-10-32 air	**13**	<4.0	<4.0	<4.0	<4.0	**66**	<4.0	**2,120**	<4.0	--	<40	<40	<40	--	--
10.81	PSG-10-33-5 [4]	05/04/2022	Perimeter soil gas-10-33 air	<4.0	<4.0	<4.0	<4.0	<4.0	**16**	<4.0	**334**	<4.0	--	<40	<40	<40	--	--
10.81	PSG-10-33-15 [4]	05/04/2022	Perimeter soil gas-10-33 air	**22**	<4.0	<4.0	<4.0	<4.0	**78**	<4.0	**3,330**	<4.0	--	<40	<40	<40	--	--
10.81	PSG-10-34-5 [4]	05/04/2022	Perimeter soil gas-10-34 air	<4.0	<4.0	<4.0	<4.0	<4.0	**28**	<4.0	**977**	<4.0	--	<40	<40	<40	--	--
10.81	PSG-10-34-15 [4]	05/04/2022	Perimeter soil gas-10-34 air	**20**	<4.0	<4.0	<4.0	<4.0	**109**	<4.0	**6,340**	<4.0	--	<40	<40	<40	--	--
10.82	10.82-AA-043019	04/30/2019	Outdoor air	<0.099	<0.10	<0.10	<0.099	<0.099	<0.17	<0.14	<0.13	<0.13	--	--	--	--	--	--
10.82	10.82-01-043019	04/30/2019	Living room air (2nd floor)	<0.099	<0.10	**0.12**	<0.099	<0.099	<0.17	<0.14	<0.13	<0.13	--	--	--	--	--	--
10.82	10.82-02-043019	04/30/2019	Bathroom (master) air (2nd Floor)	<0.10	<0.11	<0.11	<0.10	<0.10	<0.18	<0.14	<0.14	<0.13	--	--	--	--	--	--
10.82	10.82-03-043019	04/30/2019	Bedroom (master) air (2nd Floor)	<0.099	<0.10	**0.11**	<0.099	<0.099	<0.17	<0.14	<0.13	<0.13	--	--	--	--	--	--
10.82	PSG-10-30-5 [4]	03/08/2019	Perimeter soil gas-10-30	**42**	**7.0 J**	<8.0	<8.0	<8.0	**118**	<8.0	**4,400**	<8.0	--	<80	<80	<80	--	--
10.82	PSG-10-30-5 REP [4]	03/08/2019	Perimeter soil gas-10-30 (Replicate)	**49**	**8.0 J**	<8.0	<8.0	<8.0	**134**	<8.0	**4,920**	<8.0	--	<80	<80	<80	--	--
10.82	PSG-10-30-15 [4]	03/08/2019	Perimeter soil gas-10-30	**12**	<8.0	<8.0	<8.0	<8.0	**54**	<8.0	**1,970**	<8.0	--	<80	<80	<80	--	--
10.82	PSG-10-32-5 [4]	03/08/2019	Perimeter soil gas-10-32	<8.0	<8.0	<8.0	<8.0	<8.0	**24**	<8.0	**813**	<8.0	--	<80	<80	<80	--	--
10.82	PSG-10-32-15 [4]	03/08/2019	Perimeter soil gas-10-32	**25**	**5.0 J**	<8.0	<8.0	<8.0	**65**	<8.0	**2,410**	<8.0	--	<80	<80	<80	--	--
10.82	PSG-10-33-5 [4]	03/08/2019	Perimeter soil gas-10-33	<8.0	<8.0	<8.0	<8.0	<8.0	**13**	<8.0	**512**	<8.0	--	<80	<80	<80	--	--
10.82	PSG-10-33-15 [4]	03/08/2019	Perimeter soil gas-10-33	**54**	<8.0	<8.0	<8.0	<8.0	**93**	<8.0	**4,000**	<8.0	--	<80	<80	<80	--	--
10.82	PSG-10-34-5 [4]	03/08/2019	Perimeter soil gas-10-34	**5.0 J**	<8.0	<8.0	<8.0	<8.0	**36**	<8.0	**1,720**	<8.0	--	<80	<80	<80	--	--
10.82	PSG-10-34-15 [4]	03/08/2019	Perimeter soil gas-10-34	**55**	<8.0	<8.0	<8.0	<8.0	**140**	<8.0	**7,650**	<8.0	--	<80	<80	<80	--	--
10.83	10.83-AA-022219	02/22/2019	Outdoor air	<0.099	<0.10	<0.10	<0.099	<0.099	<0.17	<0.14	<0.13	<0.13	--	--	--	--	--	--
10.83	10.83-01-022219	02/22/2019	Kitchen air (1st floor)	<0.099	<0.10	<0.10	<0.099	<0.099	<0.17	<0.14	**0.21**	<0.13	--	--	--	--	--	--
10.83	10.83-11-022219	02/22/2019	Kitchen air (1st floor) (Duplicate)	<0.099	<0.10	<0.10	<0.099	<0.099	<0.17	<0.14	**0.24**	<0.13	--	--	--	--	--	--
10.83	10.83-02-022219	02/22/2019	Bathroom air (1st Floor)	<0.099	<0.10	<0.10	<0.099	<0.099	<0.17	<0.14	**0.22**	<0.13	--	--	--	--	--	--
10.83	10.83-03-022219	02/22/2019	Bedroom (master) air (1st Floor)	<0.099	<0.10	<0.10	<0.099	<0.099	<0.17	<0.14	**0.26**	<0.13	--	--	--	--	--	--
10.83	10.83-04-022219	02/22/2019	Garage air (1st Floor)	<0.099	<0.10	<0.10	<0.099	<0.099	<0.17	<0.14	<0.13	<0.13	--	--	--	--	--	--
10.83	PSG-10-35-5 [4]	03/08/2019	Perimeter soil gas-10-35	<8.0	<8.0	<8.0	<8.0	<8.0	**16**	<8.0	**701**	<8.0	--	<80	<80	<80	--	--
10.83	PSG-10-36-5 [4]	03/08/2019	Perimeter soil gas-10-36	<8.0	<8.0	<8.0	<8.0	<8.0	**21**	<8.0	**644**	<8.0	--	<80	<80	<80	--	--
10.83	PSG-10-36-15 [4]	03/08/2019	Perimeter soil gas-10-36	**52**	<8.0	<8.0	<8.0	<8.0	**95**	<8.0	**4,420**	<8.0	--	<80	<80	<80	--	--
10.83	PSG-10-37-5 [4]	03/08/2019	Perimeter soil gas-10-37	<8.0	<8.0	<8.0	<8.0	<8.0	**11**	<8.0	**44**	<8.0	--	<80	<80	<80	--	--
10.83	PSG-10-37-15 [4]	03/08/2019	Perimeter soil gas-10-37	**37**	<8.0	<8.0	<8.0	<8.0	**46**	<8.0	**1,880**	<8.0	--	<80	<80	<80	--	--
10.83	PSG-10-38-5 [4]	03/08/2019	Perimeter soil gas-10-38	<8.0	<8.0	<8.0	<8.0	<8.0	<8.0	<8.0	**6.0 J**	<8.0	--	<80	<80	<80	--	--
10.83	PSG-10-38-15 [4]	03/08/2019	Perimeter soil gas-10-38	**33**	<8.0	<8.0	<8.0	<8.0	**36**	<8.0	**1,230**	<8.0	--	<80	<80	<80	--	--
10.83	10.83-AA-090419	09/04/2019	RESAMPLE Outdoor air	<0.099	<0.10	**0.29**	<0.099	<0.099	<0.17	<0.14	<0.13	<0.13	--	--	--	--	--	--
10.83	10.83-01-090419	09/04/2019	RESAMPLE Kitchen air (1st Floor)	<0.099	<0.10	**7.4**	<0.099	<0.099	**0.21**	<0.14	**0.25**	<0.13	--	--	--	--	--	--
10.83	10.83-02-090419	09/04/2019	RESAMPLE Bathroom air (1st Floor)	<0.099	<0.10	**10**	<0.099	<0.099	**0.22**	<0.14	**0.34**	<0.13	--	--	--	--	--	--
10.83	10.83-03-090419	09/04/2019	RESAMPLE Bedroom (master) air (1st Floor)	<0.099	<0.10	**12**	<0.099	<0.099	**0.20**	<0.14	**0.26**	<0.13	--	--	--	--	--	--
10.83	10.83-04-090419	09/04/2019	RESAMPLE Garage air (1st Floor)	<0.099	<0.10	**0.49**	<0.099	<0.099	<0.17	<0.14	**0.18**	<0.13	--	--	--	--	--	--
10.83	PSG-10-35-5 [4]	07/18/2019	Perimeter soil gas-10-35	<8.0	<8.0	<8.0	<8.0	<8.0	**24**	<8.0	**599**	<8.0	--	<80	<80	<80	--	--
10.83	PSG-10-36-15 [4]	07/18/2019	Perimeter soil gas-10-36	**47**	<8.0	<8.0	<8.0	<8.0	**92**	<8.0	**4,350**	<8.0	--	<80	<80	<80	--	--
10.83	PSG-10-37-5 [4]	07/18/2019	Perimeter soil gas-10-37	<8.0	<8.0	<8.0	<8.0	<8.0	<8.0	<8.0	**40**	<8.0	--	<80	<80	<80	--	--
10.83	PSG-10-37-15 [4]	07/18/2019	Perimeter soil gas-10-37	**31**	<8.0	<8.0	<8.0	<8.0	**57**	<8.0	**1,860**	<8.0	--	<80	<80	<80	--	--
10.83	PSG-10-38-5 [4]	07/19/2019	Perimeter soil gas-10-38	<8.0	<8.0	<8.0	<8.0	<8.0	<8.0	<8.0	<8.0	<8.0	--	<80	<80	<80	--	--
10.83	PSG-10-38-15 [4]	07/19/2019	Perimeter soil gas-10-38	**12**	<8.0	<8.0	<8.0	<8.0	**27**	<8.0	**907**	<8.0	--	<80	<80	<80	--	--
10.84	10.78-AA-081518 [6]	08/16/2018	Outdoor air	<0.099	<0.10	**0.32**	<0.099	<0.099	<0.17	<0.14	<0.13	<0.13	--	--	--	--	--	--
10.84	10.84-01-081518	08/16/2018	Bedroom air (2nd Floor)	<0.099	<0.10	**0.15**	<0.099	<0.099	<0.17	**0.29**	**0.24**	<0.13	--	--	--	--	--	--

TABLE A-6

HISTORICAL RESIDENTIAL INDOOR AIR AND SOIL GAS SAMPLING RESULTS
Former Ford Aeronutronic Facility
Newport Beach, California

Building ID	Sample ID	Date [2]	Location Description	Volatile Organic Compounds [1] (µg/m³)									Leak Detection Compounds [1]					
				1,1-DCE	1,1-DCA	1,2-DCA	cis-1,2-DCE	trans-1,2-DCE	PCE	1,1,1-TCA	TCE	Vinyl Chloride	Helium (ppmv)	Heptane (µg/m³)	Hexane (µg/m³)	Pentane (µg/m³)	TFA (µg/m³)	DFA (µg/m³)
10.84	10.84-02-081518	08/16/2018	Bathroom air (1st Floor)	<0.099	<0.10	**0.14**	<0.099	<0.099	<0.17	**0.25**	**0.24**	<0.13	--	--	--	--	--	--
10.84	10.84-03-081518	08/16/2018	Living room air (1st Floor)	<0.099	<0.10	**0.13**	<0.099	<0.099	<0.17	**0.20**	**0.21**	<0.13	--	--	--	--	--	--
10.84	10.84-03-081518DUP	08/16/2018	Living room air (1st Floor) (Duplicate)	<0.099	<0.10	**0.13**	<0.099	<0.099	<0.17	**0.20**	**0.21**	<0.13	--	--	--	--	--	--
10.84	10.84-AA-050319	05/03/2019	RESAMPLE Outdoor air	<0.099	<0.10	<0.10	<0.099	<0.099	<0.17	<0.14	<0.13	<0.13	--	--	--	--	--	--
10.84	10.84-01-050319	05/03/2019	RESAMPLE Bedroom air (2nd Floor)	<0.099	<0.10	**0.14**	<0.099	<0.099	<0.17	<0.14	<0.13	<0.13	--	--	--	--	--	--
10.84	10.84-02-050319	05/03/2019	RESAMPLE Bathroom air (1st Floor)	<0.099	<0.10	**0.11**	<0.099	<0.099	<0.17	<0.14	<0.13	<0.13	--	--	--	--	--	--
10.84	10.84-03-050319	05/03/2019	RESAMPLE Living room air (1st Floor)	<0.099 UJ	<0.10 UJ	<0.10 UJ	<0.099 UJ	<0.099 UJ	<0.17 UJ	<0.14 UJ	<0.13 UJ	<0.13 UJ	--	--	--	--	--	--
10.84	PSG-10-35-5 [4]	03/08/2019	Perimeter soil gas-10-35	<8.0	<8.0	<8.0	<8.0	<8.0	**16**	<8.0	**701**	<8.0	--	<80	<80	<80	--	--
10.84	PSG-10-36-5 [4]	03/08/2019	Perimeter soil gas-10-36	<8.0	<8.0	<8.0	<8.0	<8.0	**21**	<8.0	**644**	<8.0	--	<80	<80	<80	--	--
10.84	PSG-10-36-15 [4]	03/08/2019	Perimeter soil gas-10-36	**52**	<8.0	<8.0	<8.0	<8.0	**95**	<8.0	**4,420**	<8.0	--	<80	<80	<80	--	--
10.84	PSG-10-37-5 [4]	03/08/2019	Perimeter soil gas-10-37	<8.0	<8.0	<8.0	<8.0	<8.0	**11**	<8.0	**44**	<8.0	--	<80	<80	<80	--	--
10.84	PSG-10-37-15 [4]	03/08/2019	Perimeter soil gas-10-37	**37**	<8.0	<8.0	<8.0	<8.0	**46**	<8.0	**1,880**	<8.0	--	<80	<80	<80	--	--
10.84	PSG-10-38-5 [4]	03/08/2019	Perimeter soil gas-10-38	<8.0	<8.0	<8.0	<8.0	<8.0	<8.0	<8.0	**6.0 J**	<8.0	--	<80	<80	<80	--	--
10.84	PSG-10-38-15 [4]	03/08/2019	Perimeter soil gas-10-38	**33**	<8.0	<8.0	<8.0	<8.0	**36**	<8.0	**1,230**	<8.0	--	<80	<80	<80	--	--
10.84	10.84-AA-110119	11/01/2019	RESAMPLE Outdoor air	<0.099	<0.10	<0.10	<0.099	<0.099	<0.17	<0.14	<0.13	<0.13	--	--	--	--	--	--
10.84	10.84-01-110119	11/01/2019	RESAMPLE Bedroom air (2nd Floor)	<0.099	<0.10	**0.10**	<0.099	<0.099	<0.17	<0.14	**0.19**	<0.13	--	--	--	--	--	--
10.84	10.84-02-110119	11/01/2019	RESAMPLE Bathroom air (1st Floor)	<0.099	<0.10	<0.10	<0.099	<0.099	<0.17	<0.14	**0.16**	<0.13	--	--	--	--	--	--
10.84	10.84-03-110119	11/01/2019	RESAMPLE Living room air (1st Floor)	<0.099	<0.10	<0.10	<0.099	<0.099	<0.17	<0.14	**0.16**	<0.13	--	--	--	--	--	--
10.84	PSG-10-35-5 [4]	07/18/2019	Perimeter soil gas-10-35	<8.0	<8.0	<8.0	<8.0	<8.0	**24**	<8.0	**599**	<8.0	--	<80	<80	<80	--	--
10.84	PSG-10-36-15 [4]	07/18/2019	Perimeter soil gas-10-36	**47**	<8.0	<8.0	<8.0	<8.0	**92**	<8.0	**4,350**	<8.0	--	<80	<80	<80	--	--
10.84	PSG-10-37-5 [4]	07/18/2019	Perimeter soil gas-10-37	<8.0	<8.0	<8.0	<8.0	<8.0	<8.0	<8.0	**40**	<8.0	--	<80	<80	<80	--	--
10.84	PSG-10-37-15 [4]	07/18/2019	Perimeter soil gas-10-37	**31**	<8.0	<8.0	<8.0	<8.0	**57**	<8.0	**1,860**	<8.0	--	<80	<80	<80	--	--
10.84	PSG-10-38-5 [4]	07/19/2019	Perimeter soil gas-10-38	<8.0	<8.0	<8.0	<8.0	<8.0	<8.0	<8.0	<8.0	<8.0	--	<80	<80	<80	--	--
10.84	PSG-10-38-15 [4]	07/19/2019	Perimeter soil gas-10-38	**12**	<8.0	<8.0	<8.0	<8.0	**27**	<8.0	**907**	<8.0	--	<80	<80	<80	--	--
10.84	10.84-AA-031822	03/18/2022	RESAMPLE Outdoor air	<0.099	<0.10	<0.10	<0.20	<0.099	<0.17	<0.14	<0.13	<0.13	--	--	--	--	--	--
10.84	10.84-01-031822	03/18/2022	RESAMPLE Bedroom air (2nd Floor)	<0.099	<0.10	**0.25**	<0.20	<0.099	**0.45**	**0.21**	**0.51**	<0.13	--	--	--	--	--	--
10.84	10.84-02-031822	03/18/2022	RESAMPLE Bathroom air (1st Floor)	<0.099	<0.10	**0.13**	<0.20	<0.099	**0.30**	**0.26**	**0.44**	<0.13	--	--	--	--	--	--
10.84	10.84-03-031822	03/18/2022	RESAMPLE Living room air (1st Floor)	<0.099	<0.10	<0.10	<0.20	<0.099	**0.37**	**0.19**	**0.32**	<0.13	--	--	--	--	--	--
10.84	PSG-10-35-5 [4]	01/11/2022	Perimeter soil gas-10-35 air	<4.0	<4.0	<4.0	<4.0	<4.0	**12**	<4.0	**117 J**	<4.0	--	<40	<40	<40	--	--
10.84	PSG-10-36-5 [4]	01/10/2022	Perimeter soil gas-10-36 air	<4.0	<4.0	<4.0 UJ	<4.0	<4.0	**21**	<4.0 UJ	**345 J**	<4.0	--	<40	<40	<40	--	--
10.84	PSG-10-37-5 [4]	01/10/2022	Perimeter soil gas-10-37 air	<4.0	<4.0	<4.0 UJ	<4.0	<4.0	**10**	<4.0 UJ	**51 J**	<4.0	--	<40	<40	<40	--	--
10.84	PSG-10-38-5 [4]	01/10/2022	Perimeter soil gas-10-38 air	<4.0	<4.0	<4.0 UJ	<4.0	<4.0	<4.0	<4.0 UJ	<4.0 UJ	<4.0	--	<40	<40	<40	--	--
10.84	PSG-10-38-15 [4]	01/10/2022	Perimeter soil gas-10-38 air	<4.0	<4.0	<4.0 UJ	<4.0	<4.0	**27**	<4.0 UJ	**461 J**	<4.0	--	<40	<40	<40	--	--
10.85	10.85-AA-022219	02/22/2019	Outdoor air	<0.099	<0.10	<0.10	<0.099	<0.099	<0.17	<0.14	<0.13	<0.13	--	--	--	--	--	--
10.85	10.85-01-022219	02/22/2019	Family room air (1st Floor)	<0.099	<0.10	**0.26**	<0.099	<0.099	<0.17	<0.14	**0.21**	<0.13	--	--	--	--	--	--
10.85	10.85-02-022219	02/22/2019	Bathroom air (1st Floor)	<0.099	<0.10	**0.48**	<0.099	<0.099	<0.17	<0.14	**0.21**	<0.13	--	--	--	--	--	--
10.85	10.85-03-022219	02/22/2019	Bedroom (master) air (2nd Floor)	<0.099	<0.10	**0.27**	<0.099	<0.099	<0.17	<0.14	**0.24**	<0.13	--	--	--	--	--	--
10.85	10.85-04-022219	02/22/2019	Bedroom (guest) air (2nd Floor)	<0.099	<0.10	**0.26**	<0.099	<0.099	<0.17	<0.14	**0.23**	<0.13	--	--	--	--	--	--
10.85	PSG-10-35-5 [4]	03/08/2019	Perimeter soil gas-10-35	<8.0	<8.0	<8.0	<8.0	<8.0	**16**	<8.0	**701**	<8.0	--	<80	<80	<80	--	--
10.85	PSG-10-36-5 [4]	03/08/2019	Perimeter soil gas-10-36	<8.0	<8.0	<8.0	<8.0	<8.0	**21**	<8.0	**644**	<8.0	--	<80	<80	<80	--	--
10.85	PSG-10-36-15 [4]	03/08/2019	Perimeter soil gas-10-36	**52**	<8.0	<8.0	<8.0	<8.0	**95**	<8.0	**4,420**	<8.0	--	<80	<80	<80	--	--
10.85	PSG-10-37-5 [4]	03/08/2019	Perimeter soil gas-10-37	<8.0	<8.0	<8.0	<8.0	<8.0	**11**	<8.0	**44**	<8.0	--	<80	<80	<80	--	--
10.85	PSG-10-37-15 [4]	03/08/2019	Perimeter soil gas-10-37	**37**	<8.0	<8.0	<8.0	<8.0	**46**	<8.0	**1,880**	<8.0	--	<80	<80	<80	--	--
10.85	PSG-10-38-5 [4]	03/08/2019	Perimeter soil gas-10-38	<8.0	<8.0	<8.0	<8.0	<8.0	<8.0	<8.0	**6.0 J**	<8.0	--	<80	<80	<80	--	--
10.85	PSG-10-38-15 [4]	03/08/2019	Perimeter soil gas-10-38	**33**	<8.0	<8.0	<8.0	<8.0	**36**	<8.0	**1,230**	<8.0	--	<80	<80	<80	--	--
10.85	10.85-AA-091319	09/13/2019	RESAMPLE Outdoor air	<0.099	<0.10	<0.10	<0.099	<0.099	**0.18**	<0.14	<0.13	<0.13	--	--	--	--	--	--
10.85	10.85-01-091319	09/13/2019	RESAMPLE Family room air (1st Floor)	<0.099	<0.10	**1.5**	<0.099	<0.099	**0.43**	**2.1**	**0.74**	<0.13	--	--	--	--	--	--
10.85	10.85-11-091319	09/13/2019	RESAMPLE Family room air (1st Floor) (Duplicate)	<0.099	<0.10	**1.4**	<0.099	<0.099	**0.45**	**2.1**	**0.71**	<0.13	--	--	--	--	--	--
10.85	10.85-02-091319	09/13/2019	RESAMPLE Bathroom air (1st Floor)	<0.099	<0.10	**1.9**	<0.099	<0.099	**0.48**	**2.4**	**0.91**	<0.13	--	--	--	--	--	--
10.85	10.85-03-091319	09/13/2019	RESAMPLE Bedroom (master) air (2nd Floor)	<0.099	<0.10	**1.0**	<0.099	<0.099	**0.34**	**1.7**	**0.53**	<0.13	--	--	--	--	--	--
10.85	10.85-04-091319	09/13/2019	RESAMPLE Bedroom (guest) air (2nd Floor)	<0.099	<0.10	**1.4**	<0.099	<0.099	**0.71**	**2.2**	**0.89**	<0.13	--	--	--	--	--	--
10.85	PSG-10-35-5 [4]	07/18/2019	Perimeter soil gas-10-35	<8.0	<8.0	<8.0	<8.0	<8.0	**24**	<8.0	**599**	<8.0	--	<80	<80	<80	--	--
10.85	PSG-10-36-15 [4]	07/18/2019	Perimeter soil gas-10-36	**47**	<8.0	<8.0	<8.0	<8.0	**92**	<8.0	**4,350**	<8.0	--	<80	<80	<80	--	--
10.85	PSG-10-37-5 [4]	07/18/2019	Perimeter soil gas-10-37	<8.0	<8.0	<8.0	<8.0	<8.0	<8.0	<8.0	**40**	<8.0	--	<80	<80	<80	--	--
10.85	PSG-10-37-15 [4]	07/18/2019	Perimeter soil gas-10-37	**31**	<8.0	<8.0	<8.0	<8.0	**57**	<8.0	**1,860**	<8.0	--	<80	<80	<80	--	--
10.85	PSG-10-38-5 [4]	07/19/2019	Perimeter soil gas-10-38	<8.0	<8.0	<8.0	<8.0	<8.0	<8.0	<8.0	<8.0	<8.0	--	<80	<80	<80	--	--

TABLE A-6

HISTORICAL RESIDENTIAL INDOOR AIR AND SOIL GAS SAMPLING RESULTS
Former Ford Aeronutronic Facility
Newport Beach, California

Building ID	Sample ID	Date [2]	Location Description	Volatile Organic Compounds [1] (µg/m³)									Leak Detection Compounds [1]					
				1,1-DCE	1,1-DCA	1,2-DCA	cis-1,2-DCE	trans-1,2-DCE	PCE	1,1,1-TCA	TCE	Vinyl Chloride	Helium (ppmv)	Heptane (µg/m³)	Hexane (µg/m³)	Pentane (µg/m³)	TFA (µg/m³)	DFA (µg/m³)
10.85	PSG-10-38-15 [4]	07/19/2019	Perimeter soil gas-10-38	**12**	<8.0	<8.0	<8.0	<8.0	**27**	<8.0	**907**	<8.0	--	<80	<80	<80	--	--
10.85	10.85-AA-031120	03/11/2020	RESAMPLE Outdoor air	<0.099	<0.10	<0.10	<0.099	<0.099	<0.17	<0.14	<0.13	<0.13	--	--	--	--	--	--
10.85	10.85-01-031120	03/11/2020	RESAMPLE Family room air (1st Floor)	<0.099	<0.10	**0.46**	<0.099	<0.099	<0.17	**0.27**	**0.37**	<0.13	--	--	--	--	--	--
10.85	10.85-02-031120	03/11/2020	RESAMPLE Bathroom air (1st Floor)	<0.099	<0.10	**0.98**	<0.099	<0.099	**0.26**	**0.28**	**0.67**	<0.13	--	--	--	--	--	--
10.85	10.85-03-031120	03/11/2020	RESAMPLE Bedroom (master) air (2nd Floor)	<0.099	<0.10	**0.47**	<0.099	<0.099	<0.17	**0.29**	**0.37**	<0.13	--	--	--	--	--	--
10.85	10.85-04-031120	03/11/2020	RESAMPLE Bedroom (guest) air (2nd Floor)	<0.099	<0.10	**0.46**	<0.099	<0.099	**0.18**	**0.28**	**0.35**	<0.13	--	--	--	--	--	--
10.85	PSG-10-35-5 [4]	01/30/2020	Perimeter soil gas-10-35	<8.0	<8.0	<8.0	<8.0	<8.0	**24**	<8.0	**275**	<8.0	--	<80	<80	<80	--	--
10.85	PSG-10-36-5 [4]	01/30/2020	Perimeter soil gas-10-36	<8.0	<8.0	<8.0	<8.0	<8.0	**23**	<8.0	**498**	<8.0	--	<80	<80	<80	--	--
10.85	PSG-10-36-15 [4]	01/30/2020	Perimeter soil gas-10-36	**65**	<8.0	<8.0	<8.0	<8.0	**137**	<8.0	**3,620**	<8.0	--	<80	<80	<80	--	--
10.85	PSG-10-37-5 [4]	01/30/2020	Perimeter soil gas-10-37	<8.0	<8.0	<8.0	<8.0	<8.0	**46**	<8.0	**47**	<8.0	--	<80	<80	<80	--	--
10.85	PSG-10-38-5 [4]	01/31/2020	Perimeter soil gas-10-38	<8.0	<8.0	<8.0	<8.0	<8.0	<8.0	<8.0	<8.0	<8.0	--	<80	<80	<80	--	--
10.85	10.85-AA-101420	10/14/2020	RESAMPLE Outdoor air	<0.099	<0.10	<0.10	<0.099	<0.099	<0.17	**0.19**	<0.13	<0.13	--	--	--	--	--	--
10.85	10.85-01-101420-M	10/14/2020	RESAMPLE Family room air (1st Floor) (M)	<0.099	<0.10	**0.55**	<0.099	<0.099	<0.17	**2.1**	**0.19**	<0.13	--	--	--	--	--	--
10.85	10.85-11-101420-M	10/14/2020	RESAMPLE Family room air (1st Floor) (M) (Duplicate)	<0.099	<0.10	**0.52**	<0.099	<0.099	<0.17	**2.0**	**0.18**	<0.13	--	--	--	--	--	--
10.85	10.85-02-101420-M	10/14/2020	RESAMPLE Bathroom air (1st Floor) (M)	<0.099	<0.10	**0.82**	<0.099	<0.099	**0.20**	**2.7**	**0.28**	<0.13	--	--	--	--	--	--
10.85	10.85-03-101420-M	10/14/2020	RESAMPLE Bedroom (master) air (2nd Floor) (M)	<0.099	<0.10	**0.40**	<0.099	<0.099	**0.19**	**1.9**	<0.13	<0.13	--	--	--	--	--	--
10.85	10.85-04-101420-M	10/14/2020	RESAMPLE Bedroom (guest) air (2nd Floor) (M)	<0.099	<0.10	**0.54**	<0.099	<0.099	<0.17	**2.3**	**0.15**	<0.13	--	--	--	--	--	--
10.85	PSG-10-35-5 [4]	09/02/2020	Perimeter soil gas-10-35	<8.0	<8.0	<8.0	<8.0	<8.0	**24**	<8.0	**151**	<8.0	--	<80	<80	<80	--	--
10.85	PSG-10-37-5 [4]	09/02/2020	Perimeter soil gas-10-37	<8.0	<8.0	<8.0	<8.0	<8.0	<8.0	<8.0	**40**	<8.0	--	<80	<80	<80	--	--
10.85	PSG-10-38-5 [4]	09/02/2020	Perimeter soil gas-10-38	<8.0	<8.0	<8.0	<8.0	<8.0	<8.0	<8.0	<8.0	<8.0	--	<80	<80	<80	--	--
10.85	10.85-AA-060921	06/09/2021	RESAMPLE Outdoor air	<0.099	<0.10	<0.10	<0.099	<0.099	<0.17	<0.14	<0.13	<0.13	--	--	--	--	--	--
10.85	10.85-01-060921-M	06/09/2021	RESAMPLE Family room air (1st Floor) (M)	<0.099	<0.10	**0.27 J**	<0.099	<0.099	<0.17	**0.42 J**	**0.13**	<0.13	--	--	--	--	--	--
10.85	10.85-11-060921-M	06/09/2021	RESAMPLE Family room air (1st Floor) (M) (Replicate)	<0.099	<0.10	**0.39 J**	<0.099	<0.099	<0.17	**0.67 J**	**0.23**	<0.13	--	--	--	--	--	--
10.85	10.85-02-060921-M	06/09/2021	RESAMPLE Bathroom air (1st Floor) (M)	<0.099	<0.10	**0.50**	<0.099	<0.099	<0.17	**0.91**	**0.28**	<0.13	--	--	--	--	--	--
10.85	10.85-03-060921-M	06/09/2021	RESAMPLE Bedroom (master) air (2nd Floor) (M)	<0.099	<0.10	**0.39**	<0.099	<0.099	<0.17	**0.74**	<0.13	<0.13	--	--	--	--	--	--
10.85	10.85-04-060921-M	06/09/2021	RESAMPLE Bedroom (guest) air (2nd Floor) (M)	<0.099	<0.10	**0.45**	<0.099	<0.099	<0.17	**0.95**	**0.14**	<0.13	--	--	--	--	--	--
10.85	PSG-10-35-5 [4]	06/02/2021	Perimeter soil gas-10-35 air	<8.0	<8.0	<8.0	<8.0	<8.0	**17**	<8.0	**119**	<8.0	--	<80	<80	<80	--	--
10.85	PSG-10-36-5 [4]	06/02/2021	Perimeter soil gas-10-36 air	<8.0	<8.0	<8.0	<8.0	<8.0	**30**	<8.0	**699**	<8.0	--	<80	<80	<80	--	--
10.85	PSG-10-37-5 [4]	06/02/2021	Perimeter soil gas-10-37 air	<8.0	<8.0	<8.0	<8.0	<8.0	**8.0**	<8.0	**42**	<8.0	--	<80	<80	<80	--	--
10.85	PSG-10-37-5 REP [4]	06/02/2021	Perimeter soil gas-10-37 air (Replicate)	<8.0	<8.0	<8.0	<8.0	<8.0	**9.0**	<8.0	**43**	<8.0	--	<80	<80	<80	--	--
10.85	PSG-10-38-5 [4]	06/02/2021	Perimeter soil gas-10-38 air	<8.0	<8.0	<8.0	<8.0	<8.0	<8.0	<8.0	**4.0 J**	<8.0	--	<80	<80	<80	--	--
10.85	PSG-10-38-15 [4]	06/02/2021	Perimeter soil gas-10-38 air	**6.0 J**	<8.0	<8.0	<8.0	<8.0	**27**	<8.0	**465**	<8.0	--	<80	<80	<80	--	--
10.85	10.85-AA-120821	12/08/2021	RESAMPLE Outdoor air	<0.099	<0.10	<0.10	<0.099	<0.099	<0.17	<0.14	<0.13	<0.13	--	--	--	--	--	--
10.85	10.85-01-120821-M	12/08/2021	RESAMPLE Family room air (1st Floor) (M)	<0.099	<0.10	**0.25**	<0.099	<0.099	<0.17	**0.43**	**0.19**	<0.13	--	--	--	--	--	--
10.85	10.85-02-120821-M [7]	12/08/2021	RESAMPLE Bathroom air (1st Floor) (M)	<0.27	<0.28	<0.28	<0.27	<0.27	**1.1**	<0.38	<0.37	<0.35	--	--	--	--	--	--
10.85	10.85-03-120821-M	12/08/2021	RESAMPLE Bedroom (master) air (2nd Floor) (M)	<0.099	<0.10	**0.43**	<0.099	<0.099	<0.17	**0.61**	**0.24**	<0.13	--	--	--	--	--	--
10.85	10.85-04-120821-M	12/08/2021	RESAMPLE Bedroom (guest) air (2nd Floor) (M)	<0.099	<0.10	**0.39**	<0.099	<0.099	<0.17	**0.83**	**0.25**	<0.13	--	--	--	--	--	--
10.85	PSG-10-35-5 [4]	09/14/2021	Perimeter soil gas-10-35 air	<8.0	<8.0	<8.0	<8.0	<8.0	**17**	<8.0	**110**	<8.0 UJ	--	<80	<80	<80	--	--
10.85	PSG-10-36-5 [4]	09/14/2021	Perimeter soil gas-10-36 air	<8.0	<8.0	<8.0	<8.0	<8.0	**33**	<8.0	**547**	<8.0 UJ	--	<80	<80	<80	--	--
10.85	PSG-10-37-5 [4]	09/14/2021	Perimeter soil gas-10-37 air	<8.0	<8.0	<8.0	<8.0	<8.0	**9.0**	<8.0	**44**	<8.0	--	<80	<80	<80	--	--
10.85	PSG-10-37-5 REP[4]	09/14/2021	Perimeter soil gas-10-37 air (Replicate)	<8.0	<8.0	<8.0	<8.0	<8.0	**10**	<8.0	**42**	<8.0	--	<80	<80	<80	--	--
10.85	PSG-10-38-5 [4]	09/14/2021	Perimeter soil gas-10-38 air	<8.0	<8.0	<8.0	<8.0	<8.0	**4.0 J**	<8.0	<8.0	<8.0	--	<80	<80	<80	--	--
10.85	PSG-10-38-15 [4]	09/14/2021	Perimeter soil gas-10-38 air	<8.0	<8.0	<8.0	<8.0	<8.0	**28**	<8.0	**493**	<8.0	--	<80	<80	<80	--	--
10.86	10.86-AA-022719	02/27/2019	Outdoor air	<0.099	<0.10	<0.10	<0.099	<0.099	**0.22**	<0.14	<0.13	<0.13	--	--	--	--	--	--
10.86	10.86-01-022719	02/27/2019	Family room air (1st Floor)	<0.099	<0.10	**0.16**	<0.099	<0.099	**2.0**	**6.2**	<0.13	<0.13	--	--	--	--	--	--
10.86	10.86-11-022719	02/27/2019	Family room air (1st Floor) (Duplicate)	<0.099	<0.10	**0.13**	<0.099	<0.099	**1.8**	**5.9**	<0.13	<0.13	--	--	--	--	--	--
10.86	10.86-02-022719	02/27/2019	Bathroom air (1st Floor)	<0.099	<0.10	**0.11**	<0.099	<0.099	**2.2**	**8.7**	**0.17**	<0.13	--	--	--	--	--	--
10.86	10.86-03-022719	02/27/2019	Bedroom (master) air (2nd Floor)	<0.099	<0.10	**0.13**	<0.099	<0.099	**2.1**	**5.2**	<0.13	<0.13	--	--	--	--	--	--
10.86	10.86-AA-052419	05/24/2019	RESAMPLE Outdoor air	<0.099	<0.10	<0.10	<0.099	<0.099	<0.17	<0.14	<0.13	<0.13	--	--	--	--	--	--
10.86	10.86-01-052419	05/24/2019	RESAMPLE Family room air (1st Floor)	<0.099	<0.10	**0.13**	<0.099	<0.099	**1.7**	**6.1**	<0.13	<0.13	--	--	--	--	--	--
10.86	10.86-02-052419	05/24/2019	RESAMPLE Bathroom air (1st Floor)	<0.099	<0.10	**0.10**	<0.099	<0.099	**2.1**	**9.5**	<0.13	<0.13	--	--	--	--	--	--
10.86	10.86-03-052419	05/24/2019	RESAMPLE Bedroom (master) air (2nd Floor)	<0.099	<0.10	**0.13**	<0.099	<0.099	**2.1**	**5.6**	<0.13	<0.13	--	--	--	--	--	--
10.86	PSG-10-35-5 [4]	03/08/2019	Perimeter soil gas-10-35	<8.0	<8.0	<8.0	<8.0	<8.0	**16**	<8.0	**701**	<8.0	--	<80	<80	<80	--	--
10.86	PSG-10-36-5 [4]	03/08/2019	Perimeter soil gas-10-36	<8.0	<8.0	<8.0	<8.0	<8.0	**21**	<8.0	**644**	<8.0	--	<80	<80	<80	--	--
10.86	PSG-10-36-15 [4]	03/08/2019	Perimeter soil gas-10-36	**52**	<8.0	<8.0	<8.0	<8.0	**95**	<8.0	**4,420**	<8.0	--	<80	<80	<80	--	--
10.86	PSG-10-37-5 [4]	03/08/2019	Perimeter soil gas-10-37	<8.0	<8.0	<8.0	<8.0	<8.0	**11**	<8.0	**44**	<8.0	--	<80	<80	<80	--	--

TABLE A-6

HISTORICAL RESIDENTIAL INDOOR AIR AND SOIL GAS SAMPLING RESULTS
Former Ford Aeronutronic Facility
Newport Beach, California

Building ID	Sample ID	Date [2]	Location Description	Volatile Organic Compounds [1] (µg/m³)									Leak Detection Compounds [1]					
				1,1-DCE	1,1-DCA	1,2-DCA	cis-1,2-DCE	trans-1,2-DCE	PCE	1,1,1-TCA	TCE	Vinyl Chloride	Helium (ppmv)	Heptane (µg/m³)	Hexane (µg/m³)	Pentane (µg/m³)	TFA (µg/m³)	DFA (µg/m³)
10.86	PSG-10-37-15 [4]	03/08/2019	Perimeter soil gas-10-37	**37**	<8.0	<8.0	<8.0	<8.0	**46**	<8.0	**1,880**	<8.0	--	<80	<80	<80	--	--
10.86	PSG-10-38-5 [4]	03/08/2019	Perimeter soil gas-10-38	<8.0	<8.0	<8.0	<8.0	<8.0	<8.0	<8.0	**6.0 J**	<8.0	--	<80	<80	<80	--	--
10.86	PSG-10-38-15 [4]	03/08/2019	Perimeter soil gas-10-38	**33**	<8.0	<8.0	<8.0	<8.0	**36**	<8.0	**1,230**	<8.0	--	<80	<80	<80	--	--
10.86	10.86-AA-102820	10/28/2020	RESAMPLE Outdoor air	<0.099	<0.10	**0.13**	<0.099	<0.099	<0.17	<0.14	<0.13	<0.13	--	--	--	--	--	--
10.86	10.86-01-102820	10/28/2020	RESAMPLE Family room air (1st Floor)	<0.099	<0.10	**0.21**	<0.099	<0.099	**4.4**	**12**	<0.13	<0.13	--	--	--	--	--	--
10.86	10.86-02-102820	10/28/2020	RESAMPLE Bathroom air (1st Floor)	<0.099	<0.10	**0.22**	<0.099	<0.099	**5.5**	**23**	<0.13	<0.13	--	--	--	--	--	--
10.86	10.86-03-102820	10/28/2020	RESAMPLE Bedroom (master) air (2nd Floor)	<0.099	<0.10	**0.20**	<0.099	<0.099	**4.5**	**12**	<0.13	<0.13	--	--	--	--	--	--
10.86	PSG-10-35-5 [4]	09/02/2020	Perimeter soil gas-10-35	<8.0	<8.0	<8.0	<8.0	<8.0	**24**	<8.0	**151**	<8.0	--	<80	<80	<80	--	--
10.86	PSG-10-37-5 [4]	09/02/2020	Perimeter soil gas-10-37	<8.0	<8.0	<8.0	<8.0	<8.0	<8.0	<8.0	**40**	<8.0	--	<80	<80	<80	--	--
10.86	PSG-10-38-5 [4]	09/02/2020	Perimeter soil gas-10-38	<8.0	<8.0	<8.0	<8.0	<8.0	<8.0	<8.0	<8.0	<8.0	--	<80	<80	<80	--	--
10.86	10.86-AA-051921	05/19/2021	RESAMPLE Outdoor air	<0.099	<0.10	<0.10	<0.099	<0.099	<0.17	<0.14	<0.13	<0.13	--	--	--	--	--	--
10.86	10.86-01-051921	05/19/2021	RESAMPLE Family room air (1st Floor)	<0.099	<0.10	**0.12**	<0.099	<0.099	**1.9 J**	**6.6 J**	<0.13	<0.13	--	--	--	--	--	--
10.86	10.86-11-051921	05/19/2021	RESAMPLE Family room air (1st Floor) (Replicate)	<0.099	<0.10	<0.10	<0.099	<0.099	**1.1 J**	**4.4 J**	<0.13	<0.13	--	--	--	--	--	--
10.86	10.86-02-051921	05/19/2021	RESAMPLE Bathroom air (1st Floor)	<0.099	<0.10	**0.14**	<0.099	<0.099	**3.4**	**13**	<0.13	<0.13	--	--	--	--	--	--
10.86	10.86-03-051921	05/19/2021	RESAMPLE Bedroom (master) air (2nd Floor)	<0.099	<0.10	**0.14**	<0.099	<0.099	**2.4**	**5.8**	<0.13	<0.13	--	--	--	--	--	--
10.86	PSG-10-35-5 [4]	06/02/2021	Perimeter soil gas-10-35 air	<8.0	<8.0	<8.0	<8.0	<8.0	**17**	<8.0	**119**	<8.0	--	<80	<80	<80	--	--
10.86	PSG-10-36-5 [4]	06/02/2021	Perimeter soil gas-10-36 air	<8.0	<8.0	<8.0	<8.0	<8.0	**30**	<8.0	**699**	<8.0	--	<80	<80	<80	--	--
10.86	PSG-10-37-5 [4]	06/02/2021	Perimeter soil gas-10-37 air	<8.0	<8.0	<8.0	<8.0	<8.0	**8.0**	<8.0	**42**	<8.0	--	<80	<80	<80	--	--
10.86	PSG-10-37-5 REP [4]	06/02/2021	Perimeter soil gas-10-37 air (Replicate)	<8.0	<8.0	<8.0	<8.0	<8.0	**9.0**	<8.0	**43**	<8.0	--	<80	<80	<80	--	--
10.86	PSG-10-38-5 [4]	06/02/2021	Perimeter soil gas-10-38 air	<8.0	<8.0	<8.0	<8.0	<8.0	<8.0	<8.0	**4.0 J**	<8.0	--	<80	<80	<80	--	--
10.86	PSG-10-38-15 [4]	06/02/2021	Perimeter soil gas-10-38 air	**6.0 J**	<8.0	<8.0	<8.0	<8.0	**27**	<8.0	**465**	<8.0	--	<80	<80	<80	--	--
10.88	10.88-AA-050719	05/07/2019	Outdoor air	<0.099	<0.10	<0.10	<0.099	<0.099	<0.17	<0.14	<0.13	<0.13	--	--	--	--	--	--
10.88	10.88-01-050719	05/07/2019	Dining room air (1st Floor)	<0.099	<0.10	**0.87**	<0.099	<0.099	**0.67**	<0.14	<0.13	<0.13	--	--	--	--	--	--
10.88	10.88-02-050719	05/07/2019	Bathroom air (1st Floor)	<0.099	<0.10	**1.1**	<0.099	<0.099	**0.62**	<0.14	<0.13	<0.13	--	--	--	--	--	--
10.88	10.88-03-050719	05/07/2019	Bedroom air (1st Floor)	<0.099	<0.10	**1.4**	<0.099	<0.099	**0.65**	<0.14	<0.13	<0.13	--	--	--	--	--	--
10.88	10.88-AA-060619	06/06/2019	RESAMPLE Outdoor air	<0.099	<0.10	<0.10	<0.099	<0.099	<0.17	<0.14	<0.13	<0.13	--	--	--	--	--	--
10.88	10.88-01-060619	06/06/2019	RESAMPLE Dining room air (1st Floor)	<0.099	<0.10	**1.4**	<0.099	<0.099	**0.30**	<0.14	<0.13	<0.13	--	--	--	--	--	--
10.88	10.88-02-060619	06/06/2019	RESAMPLE Bathroom air (1st Floor)	<0.099	<0.10	**1.7**	<0.099	<0.099	**0.27**	<0.14	<0.13	<0.13	--	--	--	--	--	--
10.88	10.88-03-060619	06/06/2019	RESAMPLE Bedroom air (1st Floor)	<0.099	<0.10	**2.0**	<0.099	<0.099	**0.28**	<0.14	<0.13	<0.13	--	--	--	--	--	--
10.88	PSG-10-35-5 [4]	03/08/2019	Perimeter soil gas-10-35	<8.0	<8.0	<8.0	<8.0	<8.0	**16**	<8.0	**701**	<8.0	--	<80	<80	<80	--	--
10.88	PSG-10-36-5 [4]	03/08/2019	Perimeter soil gas-10-36	<8.0	<8.0	<8.0	<8.0	<8.0	**21**	<8.0	**644**	<8.0	--	<80	<80	<80	--	--
10.88	PSG-10-36-15 [4]	03/08/2019	Perimeter soil gas-10-36	**52**	<8.0	<8.0	<8.0	<8.0	**95**	<8.0	**4,420**	<8.0	--	<80	<80	<80	--	--
10.88	PSG-10-37-5 [4]	03/08/2019	Perimeter soil gas-10-37	<8.0	<8.0	<8.0	<8.0	<8.0	**11**	<8.0	**44**	<8.0	--	<80	<80	<80	--	--
10.88	PSG-10-37-15 [4]	03/08/2019	Perimeter soil gas-10-37	**37**	<8.0	<8.0	<8.0	<8.0	**46**	<8.0	**1,880**	<8.0	--	<80	<80	<80	--	--
10.88	PSG-10-38-5 [4]	03/08/2019	Perimeter soil gas-10-38	<8.0	<8.0	<8.0	<8.0	<8.0	<8.0	<8.0	**6.0 J**	<8.0	--	<80	<80	<80	--	--
10.88	PSG-10-38-15 [4]	03/08/2019	Perimeter soil gas-10-38	**33**	<8.0	<8.0	<8.0	<8.0	**36**	<8.0	**1,230**	<8.0	--	<80	<80	<80	--	--
10.90	10.38-AA-032019 [6]	03/20/2019	Outdoor air	<0.099	<0.10	<0.10	<0.099	<0.099	<0.17	<0.14	<0.13	<0.13	--	--	--	--	--	--
10.90	10.90-01-032019	03/20/2019	Dining room air (2nd Floor)	<0.099	<0.10	**0.30**	<0.099	<0.099	<0.17	<0.14	<0.13	<0.13	--	--	--	--	--	--
10.90	10.90-02-032019	03/20/2019	Bathroom (master) air (2nd Floor)	<0.099	<0.10	**0.33**	<0.099	<0.099	<0.17	<0.14	<0.13	<0.13	--	--	--	--	--	--
10.90	10.90-03-032019	03/20/2019	Bedroom (master) air (2nd Floor)	<0.099	<0.10	**0.33**	<0.099	<0.099	<0.17	<0.14	<0.13	<0.13	--	--	--	--	--	--
10.90	PSG-10-35-5 [4]	03/08/2019	Perimeter soil gas-10-35	<8.0	<8.0	<8.0	<8.0	<8.0	**16**	<8.0	**701**	<8.0	--	<80	<80	<80	--	--
10.90	PSG-10-36-5 [4]	03/08/2019	Perimeter soil gas-10-36	<8.0	<8.0	<8.0	<8.0	<8.0	**21**	<8.0	**644**	<8.0	--	<80	<80	<80	--	--
10.90	PSG-10-36-15 [4]	03/08/2019	Perimeter soil gas-10-36	**52**	<8.0	<8.0	<8.0	<8.0	**95**	<8.0	**4,420**	<8.0	--	<80	<80	<80	--	--
10.90	PSG-10-37-5 [4]	03/08/2019	Perimeter soil gas-10-37	<8.0	<8.0	<8.0	<8.0	<8.0	**11**	<8.0	**44**	<8.0	--	<80	<80	<80	--	--
10.90	PSG-10-37-15 [4]	03/08/2019	Perimeter soil gas-10-37	**37**	<8.0	<8.0	<8.0	<8.0	**46**	<8.0	**1,880**	<8.0	--	<80	<80	<80	--	--
10.90	PSG-10-38-5 [4]	03/08/2019	Perimeter soil gas-10-38	<8.0	<8.0	<8.0	<8.0	<8.0	<8.0	<8.0	**6.0 J**	<8.0	--	<80	<80	<80	--	--
10.90	PSG-10-38-15 [4]	03/08/2019	Perimeter soil gas-10-38	**33**	<8.0	<8.0	<8.0	<8.0	**36**	<8.0	**1,230**	<8.0	--	<80	<80	<80	--	--
10.90	10.90-AA-111519	11/15/2019	RESAMPLE Outdoor air	<0.099	<0.10	<0.10	<0.099	<0.099	<0.17	<0.14	<0.13	<0.13	--	--	--	--	--	--
10.90	10.90-01-111519	11/15/2019	RESAMPLE Dining room air (2nd Floor)	<0.099	<0.10	**0.24**	<0.099	<0.099	<0.17	<0.14	<0.13	<0.13	--	--	--	--	--	--
10.90	10.90-02-111519	11/15/2019	RESAMPLE Bathroom air (2nd Floor)	<0.099	<0.10	**0.25**	<0.099	**0.10**	<0.17	<0.14	<0.13	<0.13	--	--	--	--	--	--
10.90	10.90-03-111519	11/15/2019	RESAMPLE Bedroom (master) air (2nd Floor)	<0.099	<0.10	**0.22**	<0.099	**0.20**	<0.17	<0.14	<0.13	<0.13	--	--	--	--	--	--
10.90	PSG-10-35-5 [4]	07/18/2019	Perimeter soil gas-10-35	<8.0	<8.0	<8.0	<8.0	<8.0	**24**	<8.0	**599**	<8.0	--	<80	<80	<80	--	--
10.90	PSG-10-36-15 [4]	07/18/2019	Perimeter soil gas-10-36	**47**	<8.0	<8.0	<8.0	<8.0	**92**	<8.0	**4,350**	<8.0	--	<80	<80	<80	--	--
10.90	PSG-10-37-5 [4]	07/18/2019	Perimeter soil gas-10-37	<8.0	<8.0	<8.0	<8.0	<8.0	<8.0	<8.0	**40**	<8.0	--	<80	<80	<80	--	--
10.90	PSG-10-37-15 [4]	07/18/2019	Perimeter soil gas-10-37	**31**	<8.0	<8.0	<8.0	<8.0	**57**	<8.0	**1,860**	<8.0	--	<80	<80	<80	--	--
10.90	PSG-10-38-5 [4]	07/19/2019	Perimeter soil gas-10-38	<8.0	<8.0	<8.0	<8.0	<8.0	<8.0	<8.0	<8.0	<8.0	--	<80	<80	<80	--	--

TABLE A-6

HISTORICAL RESIDENTIAL INDOOR AIR AND SOIL GAS SAMPLING RESULTS
Former Ford Aeronutronic Facility
Newport Beach, California

Building ID	Sample ID	Date [2]	Location Description	Volatile Organic Compounds [1] (µg/m³)									Leak Detection Compounds [1]					
				1,1-DCE	1,1-DCA	1,2-DCA	cis-1,2-DCE	trans-1,2-DCE	PCE	1,1,1-TCA	TCE	Vinyl Chloride	Helium (ppmv)	Heptane (µg/m³)	Hexane (µg/m³)	Pentane (µg/m³)	TFA (µg/m³)	DFA (µg/m³)
10.90	PSG-10-38-15 [4]	07/19/2019	Perimeter soil gas-10-38	**12**	<8.0	<8.0	<8.0	<8.0	**27**	<8.0	**907**	<8.0	--	<80	<80	<80	--	--
10.90	10.90-AA-033022	03/30/2022	RESAMPLE Outdoor air	<0.099	<0.10	<0.10	<0.20	<0.099	<0.17	<0.14	<0.13	<0.13	--	--	--	--	--	--
10.90	10.90-01-033022	03/30/2022	RESAMPLE Dining room air (2nd Floor)	<0.099	<0.10	**0.15**	<0.20	<0.099	<0.17	<0.14	<0.13	<0.13	--	--	--	--	--	--
10.90	10.90-02-033022	03/30/2022	RESAMPLE Bathroom air (2nd Floor)	<0.099	<0.10	**0.16**	<0.20	<0.099	<0.17	<0.14	<0.13	<0.13	--	--	--	--	--	--
10.90	10.90-03-033022	03/30/2022	RESAMPLE Bedroom (master) air (2nd Floor)	<0.099	<0.10	**0.15**	<0.20	<0.099	<0.17	<0.14	<0.13	<0.13	--	--	--	--	--	--
10.90	PSG-10-35-5 [4]	01/11/2022	Perimeter soil gas-10-35 air	<4.0	<4.0	<4.0	<4.0	<4.0	**12**	<4.0	**117 J**	<4.0	--	<40	<40	<40	--	--
10.90	PSG-10-36-5 [4]	01/10/2022	Perimeter soil gas-10-36 air	<4.0	<4.0	<4.0 UJ	<4.0	<4.0	**21**	<4.0 UJ	**345 J**	<4.0	--	<40	<40	<40	--	--
10.90	PSG-10-37-5 [4]	01/10/2022	Perimeter soil gas-10-37 air	<4.0	<4.0	<4.0 UJ	<4.0	<4.0	**10**	<4.0 UJ	**51 J**	<4.0	--	<40	<40	<40	--	--
10.90	PSG-10-38-5 [4]	01/10/2022	Perimeter soil gas-10-38 air	<4.0	<4.0	<4.0 UJ	<4.0	<4.0	<4.0	<4.0 UJ	<4.0 UJ	<4.0	--	<40	<40	<40	--	--
10.90	PSG-10-38-15 [4]	01/10/2022	Perimeter soil gas-10-38 air	<4.0	<4.0	<4.0 UJ	<4.0	<4.0	**27**	<4.0 UJ	**461 J**	<4.0	--	<40	<40	<40	--	--
10.91	10.91-AA-050119	05/01/2019	Outdoor air	<0.099	<0.10	<0.10	<0.099	<0.099	<0.17	<0.14	<0.13	<0.13	--	--	--	--	--	--
10.91	10.91-01-050119	05/01/2019	Living room air (2nd Floor)	<0.099	<0.10	**0.21**	<0.099	<0.099	**1.9**	<0.14	<0.13	<0.13	--	--	--	--	--	--
10.91	10.91-11-050119	05/01/2019	Living room air (2nd Floor) (Duplicate)	<0.099	<0.10	**0.17**	<0.099	<0.099	**1.8**	<0.14	<0.13	<0.13	--	--	--	--	--	--
10.91	10.91-02-050119	05/01/2019	Bedroom (master) air (2nd Floor)	<0.099	<0.10	**0.23**	<0.099	<0.099	**1.6**	<0.14	<0.13	<0.13	--	--	--	--	--	--
10.91	10.91-03-050119	05/01/2019	Bathroom air (2nd Floor)	<0.099	<0.10	**0.21**	<0.099	<0.099	**3.1**	<0.14	<0.13	<0.13	--	--	--	--	--	--
10.91	10.91-AA-060519	06/05/2019	RESAMPLE Outdoor air	<0.099	<0.10	<0.10	<0.099	<0.099	**0.25**	<0.14	<0.13	<0.13	--	--	--	--	--	--
10.91	10.91-01-060519	06/05/2019	RESAMPLE Living room air (2nd Floor)	<0.099	<0.10	**0.36**	<0.099	<0.099	**3.3**	<0.14	<0.13	<0.13	--	--	--	--	--	--
10.91	10.91-02-060519	06/05/2019	RESAMPLE Bedroom (master) air (2nd Floor)	<0.099	<0.10	**0.50**	<0.099	<0.099	**3.7**	<0.14	<0.13	<0.13	--	--	--	--	--	--
10.91	10.91-03-060519	06/05/2019	RESAMPLE Bathroom air (2nd Floor)	<0.099	<0.10	**0.35**	<0.099	<0.099	**5.2**	<0.14	<0.13	<0.13	--	--	--	--	--	--
10.91	PSG-10-35-5 [4]	03/08/2019	Perimeter soil gas-10-35	<8.0	<8.0	<8.0	<8.0	<8.0	**16**	<8.0	**701**	<8.0	--	<80	<80	<80	--	--
10.91	PSG-10-36-5 [4]	03/08/2019	Perimeter soil gas-10-36	<8.0	<8.0	<8.0	<8.0	<8.0	**21**	<8.0	**644**	<8.0	--	<80	<80	<80	--	--
10.91	PSG-10-36-15 [4]	03/08/2019	Perimeter soil gas-10-36	**52**	<8.0	<8.0	<8.0	<8.0	**95**	<8.0	**4,420**	<8.0	--	<80	<80	<80	--	--
10.91	PSG-10-37-5 [4]	03/08/2019	Perimeter soil gas-10-37	<8.0	<8.0	<8.0	<8.0	<8.0	**11**	<8.0	**44**	<8.0	--	<80	<80	<80	--	--
10.91	PSG-10-37-15 [4]	03/08/2019	Perimeter soil gas-10-37	**37**	<8.0	<8.0	<8.0	<8.0	**46**	<8.0	**1,880**	<8.0	--	<80	<80	<80	--	--
10.91	PSG-10-38-5 [4]	03/08/2019	Perimeter soil gas-10-38	<8.0	<8.0	<8.0	<8.0	<8.0	<8.0	<8.0	**6.0 J**	<8.0	--	<80	<80	<80	--	--
10.91	PSG-10-38-15 [4]	03/08/2019	Perimeter soil gas-10-38	**33**	<8.0	<8.0	<8.0	<8.0	**36**	<8.0	**1,230**	<8.0	--	<80	<80	<80	--	--
10.91	10.91-AA-121721	12/17/2021	RESAMPLE Outdoor air	<0.099	<0.10	<0.10	<0.099	<0.099	<0.17	<0.14	<0.13	<0.13	--	--	--	--	--	--
10.91	10.91-01-121721	12/17/2021	RESAMPLE Living room air (2nd Floor)	<0.099	<0.10	**0.14**	<0.099	<0.099	**0.94 J**	<0.14	<0.13	<0.13	--	--	--	--	--	--
10.91	10.91-11-121721	12/17/2021	RESAMPLE Living room air (2nd Floor) (Replicate)	<0.099	<0.10	**0.12**	<0.099	**0.11**	**0.48 J**	<0.14	<0.13	<0.13	--	--	--	--	--	--
10.91	10.91-02-121721	12/17/2021	RESAMPLE Bedroom (master) air (2nd Floor)	<0.099	<0.10	**0.16**	<0.099	<0.099	**0.76**	<0.14	<0.13	<0.13	--	--	--	--	--	--
10.91	10.91-03-121721	12/17/2021	RESAMPLE Bathroom air (2nd Floor)	<0.099	<0.10	**0.13**	<0.099	<0.099	**0.55**	<0.14	<0.13	<0.13	--	--	--	--	--	--
10.91	PSG-10-35-5 [4]	09/14/2021	Perimeter soil gas-10-35 air	<8.0	<8.0	<8.0	<8.0	<8.0	**17**	<8.0	**110**	<8.0 UJ	--	<80	<80	<80	--	--
10.91	PSG-10-36-5 [4]	09/14/2021	Perimeter soil gas-10-36 air	<8.0	<8.0	<8.0	<8.0	<8.0	**33**	<8.0	**547**	<8.0 UJ	--	<80	<80	<80	--	--
10.91	PSG-10-37-5 [4]	09/14/2021	Perimeter soil gas-10-37 air	<8.0	<8.0	<8.0	<8.0	<8.0	**9.0**	<8.0	**44**	<8.0	--	<80	<80	<80	--	--
10.91	PSG-10-37-5 REP [4]	09/14/2021	Perimeter soil gas-10-37 air (Replicate)	<8.0	<8.0	<8.0	<8.0	<8.0	**10**	<8.0	**42**	<8.0	--	<80	<80	<80	--	--
10.91	PSG-10-38-5 [4]	09/14/2021	Perimeter soil gas-10-38 air	<8.0	<8.0	<8.0	<8.0	<8.0	**4.0 J**	<8.0	<8.0	<8.0	--	<80	<80	<80	--	--
10.91	PSG-10-38-15 [4]	09/14/2021	Perimeter soil gas-10-38 air	<8.0	<8.0	<8.0	<8.0	<8.0	**28**	<8.0	**493**	<8.0	--	<80	<80	<80	--	--
10.92	10.92-AA-052419	05/24/2019	Outdoor air	<0.099	<0.10	<0.10	<0.099	<0.099	<0.17	<0.14	<0.13	<0.13	--	--	--	--	--	--
10.92	10.92-01-052419	05/24/2019	Living room air (2nd Floor)	<0.099	<0.10	<0.10	<0.099	<0.099	<0.17	<0.14	<0.13	<0.13	--	--	--	--	--	--
10.92	10.92-02-052419	05/24/2019	Bathroom air (2nd Floor)	<0.099	<0.10	<0.10	<0.099	<0.099	<0.17	<0.14	<0.13	<0.13	--	--	--	--	--	--
10.92	10.92-03-052419	05/24/2019	Bedroom (master) air (2nd Floor)	<0.099	<0.10	<0.10	<0.099	<0.099	<0.17	<0.14	<0.13	<0.13	--	--	--	--	--	--
10.92	PSG-10-35-5 [4]	03/08/2019	Perimeter soil gas-10-35	<8.0	<8.0	<8.0	<8.0	<8.0	**16**	<8.0	**701**	<8.0	--	<80	<80	<80	--	--
10.92	PSG-10-36-5 [4]	03/08/2019	Perimeter soil gas-10-36	<8.0	<8.0	<8.0	<8.0	<8.0	**21**	<8.0	**644**	<8.0	--	<80	<80	<80	--	--
10.92	PSG-10-36-15 [4]	03/08/2019	Perimeter soil gas-10-36	**52**	<8.0	<8.0	<8.0	<8.0	**95**	<8.0	**4,420**	<8.0	--	<80	<80	<80	--	--
10.92	PSG-10-37-5 [4]	03/08/2019	Perimeter soil gas-10-37	<8.0	<8.0	<8.0	<8.0	<8.0	**11**	<8.0	**44**	<8.0	--	<80	<80	<80	--	--
10.92	PSG-10-37-15 [4]	03/08/2019	Perimeter soil gas-10-37	**37**	<8.0	<8.0	<8.0	<8.0	**46**	<8.0	**1,880**	<8.0	--	<80	<80	<80	--	--
10.92	PSG-10-38-5 [4]	03/08/2019	Perimeter soil gas-10-38	<8.0	<8.0	<8.0	<8.0	<8.0	<8.0	<8.0	**6.0 J**	<8.0	--	<80	<80	<80	--	--
10.92	PSG-10-38-15 [4]	03/08/2019	Perimeter soil gas-10-38	**33**	<8.0	<8.0	<8.0	<8.0	**36**	<8.0	**1,230**	<8.0	--	<80	<80	<80	--	--
10.94	10.94-AA-052219	05/22/2019	Outdoor air	<0.099	<0.10	<0.10	<0.099	<0.099	<0.17	<0.14	<0.13	<0.13	--	--	--	--	--	--
10.94	10.94-01-052219	05/22/2019	Living room air (2nd Floor)	<0.099	<0.10	<0.10	<0.099	<0.099	<0.17	<0.14	<0.13	<0.13	--	--	--	--	--	--
10.94	10.94-11-052219	05/22/2019	Living room air (2nd Floor) (Duplicate)	<0.099	<0.10	<0.10	<0.099	<0.099	<0.17	<0.14	**0.14**	<0.13	--	--	--	--	--	--
10.94	10.94-02-052219	05/22/2019	Bathroom air (2nd Floor)	<0.099	<0.10	<0.10	<0.099	<0.099	<0.17	<0.14	<0.13	<0.13	--	--	--	--	--	--
10.94	10.94-03-052219	05/22/2019	Bedroom (master) air (2nd Floor)	<0.099	<0.10	<0.10	<0.099	<0.099	<0.17	<0.14	<0.13	<0.13	--	--	--	--	--	--
10.94	PSG-10-21-5 [4]	03/07/2019	Perimeter soil gas-10-21	**29**	<8.0	<8.0	<8.0	<8.0	**274**	<8.0	**15,900**	<8.0	--	<8.0	<8.0	<8.0	--	--
10.94	PSG-10-21-15 [4]	03/07/2019	Perimeter soil gas-10-21	**96**	<8.0	<8.0	<8.0	<8.0	**636**	<8.0	**39,300**	<8.0	--	<8.0	<8.0	<8.0	--	--
10.94	PSG-10-23-5 [4]	03/07/2019	Perimeter soil gas-10-23	<8.0	<8.0	<8.0	<8.0	<8.0	**75**	<8.0	**2,660**	<8.0	--	<8.0	<8.0	<8.0	--	--

TABLE A-6

HISTORICAL RESIDENTIAL INDOOR AIR AND SOIL GAS SAMPLING RESULTS
Former Ford Aeronutronic Facility
Newport Beach, California

Building ID	Sample ID	Date [2]	Location Description	Volatile Organic Compounds [1] (µg/m³)									Leak Detection Compounds [1]					
				1,1-DCE	1,1-DCA	1,2-DCA	cis-1,2-DCE	trans-1,2-DCE	PCE	1,1,1-TCA	TCE	Vinyl Chloride	Helium (ppmv)	Heptane (µg/m³)	Hexane (µg/m³)	Pentane (µg/m³)	TFA (µg/m³)	DFA (µg/m³)
10.94	PSG-10-23-15 [4]	03/07/2019	Perimeter soil gas-10-23	**35**	<8.0	<8.0	<8.0	<8.0	**242**	<8.0	**13,200**	**14**	--	<8.0	<8.0	<8.0	--	--
10.94	PSG-10-25-5 [4]	03/07/2019	Perimeter soil gas-10-25	<8.0	<8.0	<8.0	<8.0	<8.0	**131**	<8.0	**5,670**	<8.0	--	<8.0	<8.0	<8.0	--	--
10.94	PSG-10-25-15 [4]	03/07/2019	Perimeter soil gas-10-25	**60**	**6.0 J**	**27**	<8.0	<8.0	**476**	<8.0	**28,800**	<8.0	--	<8.0	<8.0	<8.0	--	--
10.94	10.94-AA-020520	02/05/2020	RESAMPLE Outdoor air	<0.099	<0.10	<0.10	<0.099	<0.099	<0.17	<0.14	<0.13	<0.13	--	--	--	--	--	--
10.94	10.94-01-020520	02/05/2020	RESAMPLE Living room air (2nd Floor)	<0.099	<0.10	<0.10	<0.099	<0.099	<0.17	<0.14	<0.13	<0.13	--	--	--	--	--	--
10.94	10.94-11-020520	02/05/2020	RESAMPLE Living room air (2nd Floor) (Duplicate)	<0.099	<0.10	<0.10	<0.099	<0.099	<0.17	<0.14	<0.13	<0.13	--	--	--	--	--	--
10.94	10.94-02-020520	02/05/2020	RESAMPLE Bathroom air (2nd Floor)	<0.099	<0.10	<0.10	<0.099	<0.099	<0.17	<0.14	<0.13	<0.13	--	--	--	--	--	--
10.94	10.94-03-020520	02/05/2020	RESAMPLE Bedroom (master) air (2nd Floor)	<0.099	<0.10	<0.10	<0.099	<0.099	<0.17	<0.14	<0.13	<0.13	--	--	--	--	--	--
10.94	PSG-10-21-5 [4]	01/27/2020	Perimeter soil gas-10-21	**29**	<8.0	<8.0	<8.0	<8.0	**272**	<8.0	**16,700**	<8.0	--	<80	<80	<80	--	--
10.94	PSG-10-21-15 [4]	01/27/2020	Perimeter soil gas-10-21	**82**	<8.0	<8.0	<8.0	<8.0	**517**	<8.0	**33,600**	<8.0	--	<80	<80	<80	--	--
10.94	PSG-10-23-5 [4]	01/27/2020	Perimeter soil gas-10-23	<8.0	<8.0	<8.0	<8.0	<8.0	**127**	<8.0	**5,330**	**4.0 J**	--	<80	<80	<80	--	--
10.94	PSG-10-23-15 [4]	01/27/2020	Perimeter soil gas-10-23	**27**	<8.0	**13**	<8.0	<8.0	**300**	<8.0	**17,200**	<8.0	--	<80	<80	<80	--	--
10.94	PSG-10-25-5 [4]	01/29/2020	Perimeter soil gas-10-25	<8.0	<8.0	<8.0	<8.0	<8.0	**115**	<8.0	**3,650**	<8.0	--	<80	<80	<80	--	--
10.94	PSG-10-25-15 [4]	01/29/2020	Perimeter soil gas-10-25	**26**	**5.0 J**	**5.0 J**	<8.0	<8.0	**369**	<8.0	**21,400**	<8.0	--	<80	<80	<80	--	--
10.94	10.94-AA-032522	03/25/2022	RESAMPLE Outdoor air	<0.099	<0.10	<0.10	<0.20	<0.099	<0.17	<0.14	<0.13	<0.13	--	--	--	--	--	--
10.94	10.94-01-032522	03/25/2022	RESAMPLE Living room air (2nd Floor)	<0.099	<0.10	<0.10	<0.20	<0.099	<0.17	<0.14	<0.13	<0.13	--	--	--	--	--	--
10.94	10.94-02-032522	03/25/2022	RESAMPLE Bathroom air (2nd Floor)	<0.099	<0.10	<0.10	<0.20	<0.099	<0.17	<0.14	<0.13	<0.13	--	--	--	--	--	--
10.94	10.94-03-032522	03/25/2022	RESAMPLE Bedroom (master) air (2nd Floor)	<0.099	<0.10	<0.10	<0.20	<0.099	<0.17	<0.14	<0.13	<0.13	--	--	--	--	--	--
10.94	PSG-10-21-5 [4]	01/11/2022	Perimeter soil gas-10-21 air	**7.0**	<4.0	<4.0	<4.0	<4.0	**79**	<4.0	**4,990**	<4.0	--	<40	<40	<40	--	--
10.94	PSG-10-21-15 [4]	01/11/2022	Perimeter soil gas-10-21 air	**33**	<4.0	<4.0	<4.0	<4.0	**228**	<4.0	**14,700**	<4.0	--	<40	<40	<40	--	--
10.94	PSG-10-23-5 [4]	01/11/2022	Perimeter soil gas-10-23 air	<4.0	<4.0	<4.0	<4.0	<4.0	**59**	<4.0	**2,040**	<4.0	--	<40	<40	<40	--	--
10.94	PSG-10-23-15 [4]	01/11/2022	Perimeter soil gas-10-23 air	**11**	<4.0	**13 J+**	<4.0	<4.0	**203**	<4.0	**11,400**	<4.0	--	<40	<40	<40	--	--
10.94	PSG-10-25-5 [4]	01/11/2022	Perimeter soil gas-10-25 air	<4.0	<4.0	<4.0	<4.0	<4.0	**74**	<4.0	**2,660**	<4.0	--	<40	<40	<40	--	--
10.95	10.95-AA-041919	04/19/2019	Outdoor air	<0.099	<0.10	**0.10**	<0.099	<0.099	<0.17	<0.14	<0.13	<0.13	--	--	--	--	--	--
10.95	10.95-01-041919	04/19/2019	Family room air (2nd Floor)	<0.099	<0.10	**0.18**	<0.099	<0.099	<0.17	<0.14	<0.13	<0.13	--	--	--	--	--	--
10.95	10.95-02-041919	04/19/2019	Bathroom air (2nd Floor)	<0.099	<0.10	**0.17**	<0.099	<0.099	<0.17	<0.14	<0.13	<0.13	--	--	--	--	--	--
10.95	10.95-03-041919	04/19/2019	Bedroom (master) air (2nd Floor)	<0.099	<0.10	**0.17**	<0.099	<0.099	<0.17	<0.14	<0.13	<0.13	--	--	--	--	--	--
10.95	PSG-10-29-5 [4]	03/07/2019	Perimeter soil gas-10-29	**10**	<8.0	<8.0	<8.0	<8.0	**41**	<8.0	**1,400**	<8.0	--	<80	<80	<80	--	--
10.95	PSG-10-29-15 [4]	03/07/2019	Perimeter soil gas-10-29	**67**	**8.0**	<8.0	<8.0	<8.0	**118**	<8.0	**4,900**	<8.0	--	<80	<80	<80	--	--
10.95	10.95-AA-011020	01/10/2020	RESAMPLE Outdoor air	<0.099	<0.10	<0.10	<0.099	<0.099	**0.38**	<0.14	<0.13	<0.13	--	--	--	--	--	--
10.95	10.95-01-011020	01/10/2020	RESAMPLE Family room air (2nd Floor)	<0.099	<0.10	**0.24**	<0.099	<0.099	<0.17	<0.14	<0.13	<0.13	--	--	--	--	--	--
10.95	10.95-02-011020	01/10/2020	RESAMPLE Bathroom air (2nd Floor)	<0.099	<0.10	**0.24**	<0.099	<0.099	<0.17	<0.14	<0.13	<0.13	--	--	--	--	--	--
10.95	10.95-03-011020	01/10/2020	RESAMPLE Bedroom (master) air (2nd Floor)	<0.099	<0.10	**0.23**	<0.099	<0.099	<0.17	<0.14	<0.13	<0.13	--	--	--	--	--	--
10.95	PSG-10-29-5 [4]	07/18/2019	Perimeter soil gas-10-29	**9.0**	<8.0	<8.0	<8.0	<8.0	**63**	<8.0	**1,810**	<8.0	--	<80	<80	<80	--	--
10.95	PSG-10-29-15 [4]	07/18/2019	Perimeter soil gas-10-29	**50**	<8.0	<8.0	<8.0	<8.0	**127**	<8.0	**4,890**	<8.0	--	<80	<80	<80	--	--
10.95	10.95-AA-051122	05/11/2022	RESAMPLE Outdoor air	<0.099	<0.10	<0.10	<0.20	<0.099	<0.17	<0.14	<0.13	<0.13	--	--	--	--	--	--
10.95	10.95-01-051122	05/11/2022	RESAMPLE Family room air (2nd Floor)	<0.099	<0.10	<0.10	<0.20	<0.099	<0.17	<0.14	<0.13	<0.13	--	--	--	--	--	--
10.95	10.95-02-051122	05/11/2022	RESAMPLE Bathroom air (2nd Floor)	<0.099	<0.10	<0.10	<0.20	<0.099	<0.17	<0.14	<0.13	<0.13	--	--	--	--	--	--
10.95	10.95-03-051122	05/11/2022	RESAMPLE Bedroom (master) air (2nd Floor)	<0.099	<0.10	<0.10	<0.20	<0.099	<0.17	<0.14	<0.13	<0.13	--	--	--	--	--	--
10.95	PSG-10-29-5 [4]	05/04/2022	Perimeter soil gas-10-29 air	<4.0	<4.0	<4.0	<4.0	<4.0	**45**	<4.0	**1,040**	<4.0	--	<40	<40	<40	--	--
10.95	PSG-10-29-15 [4]	05/04/2022	Perimeter soil gas-10-29 air	**22**	**4.0**	<4.0	<4.0	<4.0	**112**	<4.0	**3,280**	<4.0	--	<40	<40	<40	--	--
10.96	10.96-AA-061121	06/11/2021	Outdoor air	<0.099	<0.10	<0.10	<0.099	<0.099	<0.17	<0.14	<0.13	<0.13	--	--	--	--	--	--
10.96	10.96-01-061121	06/11/2021	Living room air (2nd Floor)	<0.099	<0.10	<0.10	<0.099	<0.099	<0.17	<0.14	**0.23**	<0.13	--	--	--	--	--	--
10.96	10.96-02-061121	06/11/2021	Bathroom air (2nd Floor)	<0.099	<0.10	<0.10	<0.099	<0.099	<0.17	<0.14	**0.46**	<0.13	--	--	--	--	--	--
10.96	10.96-03-061121	06/11/2021	Master Bedroom air (2nd Floor)	<0.099	<0.10	**0.47**	<0.099	<0.099	<0.17	<0.14	<0.13	<0.13	--	--	--	--	--	--
10.96	PSG-10-31-5 [4]	06/03/2021	Perimeter soil gas-10-31 air	<8.0	<8.0	<8.0	<8.0	<8.0	**25**	<8.0	**401**	<8.0	--	<80	<80	<80	--	--
10.96	PSG-10-31-15 [4]	06/03/2021	Perimeter soil gas-10-31 air	**29**	<8.0	<8.0	<8.0	<8.0	**71**	<8.0	**1,840**	<8.0	--	<80	<80	<80	--	--
10.96	10.96-AA-011922	01/19/2022	RESAMPLE Outdoor air	<0.099	<0.10	<0.10	<0.099	<0.099	<0.17	<0.14	<0.13	<0.13	--	--	--	--	--	--
10.96	10.96-01-011922	01/19/2022	RESAMPLE Living room air (2nd Floor)	<0.099	<0.10	**0.37**	<0.099	<0.099	<0.17	<0.14	<0.13	<0.13	--	--	--	--	--	--
10.96	10.96-02-011922	01/19/2022	RESAMPLE Bathroom air (2nd Floor)	<0.099	<0.10	**0.35**	<0.099	<0.099	<0.17	<0.14	<0.13	<0.13	--	--	--	--	--	--
10.96	10.96-03-011922	01/19/2022	RESAMPLE Bedroom (master) air (2nd Floor)	<0.099 UJ	<0.10 UJ	**0.24 J**	<0.099 UJ	<0.099 UJ	<0.17 UJ	<0.14 UJ	<0.13 UJ	<0.13 UJ	--	--	--	--	--	--
10.96	PSG-10-31-5 [4]	01/11/2022	Perimeter soil gas-10-31 air	<4.0	<4.0	<4.0	<4.0	<4.0	**24**	<4.0	**312 J**	<4.0	--	<40	<40	<40	--	--
10.96	PSG-10-31-15 [4]	01/11/2022	Perimeter soil gas-10-31 air	**25**	**6.0**	<4.0	<4.0	<4.0	**74**	<4.0	**1,750 J**	<4.0	--	<40	<40	<40	--	--
10.97	10.97-AA-032919	03/29/2019	Outdoor air	<0.099	<0.10	<0.10	<0.099	<0.099	<0.17	<0.14	<0.13	<0.13	--	--	--	--	--	--
10.97	10.97-01-032919	03/29/2019	Dining room air (2nd Floor)	<0.099	<0.10	**0.15**	<0.099	<0.099	<0.17	<0.14	<0.13	<0.13	--	--	--	--	--	--
10.97	10.97-02-032919	03/29/2019	Bathroom air (2nd Floor)	<0.099	<0.10	**0.15**	<0.099	<0.099	<0.17	<0.14	<0.13	<0.13	--	--	--	--	--	--

TABLE A-6

HISTORICAL RESIDENTIAL INDOOR AIR AND SOIL GAS SAMPLING RESULTS
Former Ford Aeronutronic Facility
Newport Beach, California

Building ID	Sample ID	Date [2]	Location Description	Volatile Organic Compounds [1] (µg/m³)									Leak Detection Compounds [1]					
				1,1-DCE	1,1-DCA	1,2-DCA	cis-1,2-DCE	trans-1,2-DCE	PCE	1,1,1-TCA	TCE	Vinyl Chloride	Helium (ppmv)	Heptane (µg/m³)	Hexane (µg/m³)	Pentane (µg/m³)	TFA (µg/m³)	DFA (µg/m³)
10.97	10.97-03-032919	03/29/2019	Bedroom air (2nd Floor)	<0.099	<0.10	**0.15**	<0.099	<0.099	<0.17	<0.14	<0.13	<0.13	--	--	--	--	--	--
10.97	PSG-10-31-5 [4]	03/08/2019	Perimeter soil gas-10-31	<8.0	<8.0	<8.0	<8.0	<8.0	**18**	<8.0	**327**	<8.0	--	<80	<80	<80	--	--
10.97	PSG-10-31-15 [4]	03/08/2019	Perimeter soil gas-10-31	**56**	**10**	<8.0	<8.0	<8.0	**88**	<8.0	**2,410**	<8.0	--	<80	<80	<80	--	--
10.97	10.97-AA-100219	10/02/2019	RESAMPLE Outdoor air	<0.099	<0.10	<0.10	<0.099	<0.099	<0.17	<0.14	<0.13	<0.13	--	--	--	--	--	--
10.97	10.97-01-100219	10/02/2019	RESAMPLE Dining room air (2nd Floor)	<0.099	<0.10	**1.3**	<0.099	<0.099	<0.17	<0.14	<0.13	<0.13	--	--	--	--	--	--
10.97	10.97-02-100219	10/02/2019	RESAMPLE Bathroom air (2nd Floor)	<0.099	<0.10	**2.0**	<0.099	<0.099	<0.17	<0.14	<0.13	<0.13	--	--	--	--	--	--
10.97	10.97-03-100219	10/02/2019	RESAMPLE Bedroom air (2nd Floor)	<0.099	<0.10	**1.5**	<0.099	<0.099	<0.17	<0.14	<0.13	<0.13	--	--	--	--	--	--
10.97	PSG-10-31-5 [4]	07/18/2019	Perimeter soil gas-10-31	<8.0	<8.0	<8.0	<8.0	<8.0	**28**	<8.0	**489**	<8.0	--	<80	<80	<80	--	--
10.97	PSG-10-31-15 [4]	07/18/2019	Perimeter soil gas-10-31	**48**	**4.0 J**	<8.0	<8.0	<8.0	**89**	<8.0	**2,330**	<8.0	--	<80	<80	<80	--	--
10.98	10.98-AA-050319	05/03/2019	Outdoor air	<0.099	<0.10	<0.10	<0.099	<0.099	<0.17	<0.14	<0.13	<0.13	--	--	--	--	--	--
10.98	10.98-01-050319	05/03/2019	Living room air (1st Floor)	<0.099	<0.10	<0.10	<0.099	<0.099	<0.17	<0.14	<0.13	<0.13	--	--	--	--	--	--
10.98	10.98-02-050319	05/03/2019	Bathroom air (1st Floor)	<0.099	<0.10	<0.10	<0.099	<0.099	<0.17	<0.14	<0.13	<0.13	--	--	--	--	--	--
10.98	10.98-03-050319	05/03/2019	Bedroom (master) air (1st Floor)	<0.099	<0.10	<0.10	<0.099	<0.099	<0.17	<0.14	<0.13	<0.13	--	--	--	--	--	--
10.98	PSG-10-39-5 [4]	03/08/2019	Perimeter soil gas-10-39	<8.0	<8.0	<8.0	<8.0	<8.0	<8.0	<8.0	**25**	<8.0	--	<80	<80	<80	--	--
10.98	PSG-10-39-15 [4]	03/08/2019	Perimeter soil gas-10-39	**16**	<8.0	<8.0	<8.0	<8.0	**22**	<8.0	**605**	<8.0	--	<80	<80	<80	--	--
10.98	PSG-10-40-5 [4]	03/08/2019	Perimeter soil gas-10-40	<8.0	<8.0	<8.0	<8.0	<8.0	<8.0	<8.0	<8.0	<8.0	--	<80	<80	<80	--	--
10.98	PSG-10-41-5 [4]	03/08/2019	Perimeter soil gas-10-41	<8.0	<8.0	<8.0	<8.0	<8.0	**9.0**	<8.0	**178**	<8.0	--	<80	<80	<80	--	--
10.98	PSG-10-41-15 [4]	03/08/2019	Perimeter soil gas-10-41	<8.0	<8.0	<8.0	<8.0	<8.0	**46**	<8.0	**1,110**	<8.0	--	<80	<80	<80	--	--
10.98	10.98-AA-110119	11/01/2019	RESAMPLE Outdoor air	<0.099	<0.10	<0.10	<0.099	<0.099	<0.17	<0.14	<0.13	<0.13	--	--	--	--	--	--
10.98	10.98-01-110119	11/01/2019	RESAMPLE Living room air (1st Floor)	<0.099	<0.10	<0.10	<0.099	<0.099	<0.17	<0.14	<0.13	<0.13	--	--	--	--	--	--
10.98	10.98-11-110119	11/01/2019	RESAMPLE Living room air (1st Floor) (Duplicate)	<0.099	<0.10	<0.10	<0.099	<0.099	<0.17	<0.14	<0.13	<0.13	--	--	--	--	--	--
10.98	10.98-02-110119	11/01/2019	RESAMPLE Bathroom air (1st Floor)	<0.099	<0.10	<0.10	<0.099	<0.099	<0.17	<0.14	<0.13	<0.13	--	--	--	--	--	--
10.98	10.98-03-110119	11/01/2019	RESAMPLE Bedroom (master) air (1st Floor)	<0.099	<0.10	<0.10	<0.099	<0.099	<0.17	<0.14	<0.13	<0.13	--	--	--	--	--	--
10.98	PSG-10-39-5 [4]	07/19/2019	Perimeter soil gas-10-39	<8.0	<8.0	<8.0	<8.0	<8.0	<8.0	<8.0	<8.0	<8.0	--	<80	<80	<80	--	--
10.98	PSG-10-39-15 [4]	07/19/2019	Perimeter soil gas-10-39	**5.0 J**	<8.0	<8.0	<8.0	<8.0	**18**	<8.0	**682**	<8.0	--	<80	<80	<80	--	--
10.98	PSG-10-39-15 REP [4]	07/19/2019	Perimeter soil gas-10-39 (Replicate)	<8.0	<8.0	<8.0	<8.0	<8.0	**14**	<8.0	**585**	<8.0	--	<80	<80	<80	--	--
10.98	PSG-10-40-5 [4]	07/19/2019	Perimeter soil gas-10-40	<8.0	<8.0	<8.0	<8.0	<8.0	<8.0	<8.0	<8.0	<8.0	--	<80	<80	<80	--	--
10.98	PSG-10-40-15 [4]	07/19/2019	Perimeter soil gas-10-40	<8.0	<8.0	<8.0	<8.0	<8.0	**15**	<8.0	**471**	<8.0	--	<80	<80	<80	--	--
10.98	PSG-10-41-5 [4]	07/19/2019	Perimeter soil gas-10-41	<8.0	<8.0	<8.0	<8.0	<8.0	**33**	<8.0	**971**	<8.0	--	<80	<80	<80	--	--
10.98	PSG-10-41-5 REP [4]	07/19/2019	Perimeter soil gas-10-41 (Replicate)	<8.0	<8.0	<8.0	<8.0	<8.0	**33**	<8.0	**954**	<8.0	--	<80	<80	<80	--	--
10.98	PSG-10-41-15 [4]	07/19/2019	Perimeter soil gas-10-41	<8.0	<8.0	<8.0	<8.0	<8.0	<8.0	<8.0	**156**	<8.0	--	<80	<80	<80	--	--
10.99	10.99-AA-103020	10/30/2020	Outdoor air	<0.099	<0.10	**0.11**	<0.099	<0.099	<0.17	<0.14	<0.13	<0.13	--	--	--	--	--	--
10.99	10.99-01-103020	10/30/2020	Living room air (1st Floor)	<0.13	<0.13	**0.22**	<0.13	<0.13	<0.22	<0.18	<0.18	<0.17	--	--	--	--	--	--
10.99	10.99-11-103020	10/30/2020	Living room air (1st Floor) (Duplicate)	<0.099	<0.10	**0.24**	<0.099	<0.099	**0.17**	<0.14	<0.13	<0.13	--	--	--	--	--	--
10.99	10.99-02-103020	10/30/2020	Bathroom air (1st Floor)	<0.099	<0.10	**0.23**	<0.099	<0.099	**0.18**	**0.14**	<0.13	<0.13	--	--	--	--	--	--
10.99	10.99-03-103020	10/30/2020	Bedroom (master) air (2nd Floor)	<0.099	<0.10	**0.25**	<0.099	<0.099	**0.19**	<0.14	**0.15**	<0.13	--	--	--	--	--	--
10.99	PSG-10-39-5 [4]	09/02/2020	Perimeter soil gas-10-39	<8.0	<8.0	<8.0	<8.0	<8.0	<8.0	<8.0	<8.0	<8.0	--	<80	<80	<80	--	--
10.99	PSG-10-39-5 REP [4]	09/02/2020	Perimeter soil gas-10-39 (Replicate)	<8.0	<8.0	<8.0	<8.0	<8.0	<8.0	<8.0	<8.0	<8.0	--	<80	<80	<80	--	--
10.99	PSG-10-40-5 [4]	09/03/2020	Perimeter soil gas-10-40	<8.0	<8.0	<8.0	<8.0	<8.0	<8.0	<8.0	<8.0	<8.0	--	<80	<80	<80	--	--
10.99	PSG-10-40-5 REP [4]	09/03/2020	Perimeter soil gas-10-40 (Replicate)	<8.0	<8.0	<8.0	<8.0	<8.0	<8.0	<8.0	<8.0	<8.0	--	<80	<80	<80	--	--
10.99	PSG-10-40-15 [4]	09/03/2020	Perimeter soil gas-10-40	<8.0	<8.0	<8.0	<8.0	<8.0	**25**	<8.0	**466**	<8.0	--	<80	<80	<80	--	--
10.99	PSG-10-41-5 [4]	09/03/2020	Perimeter soil gas-10-41	<8.0	<8.0	<8.0	<8.0	<8.0	**11**	<8.0	**144**	<8.0	--	<80	<80	<80	--	--
10.99	PSG-10-41-15 [4]	09/03/2020	Perimeter soil gas-10-41	<8.0	<8.0	<8.0	<8.0	<8.0	**42**	<8.0	**943**	<8.0	--	<80	<80	<80	--	--
10.99	10.99-AA-012822	01/28/2022	RESAMPLE Outdoor air	<0.099 UJ	<0.10 UJ	<0.10 UJ	<0.099 UJ	<0.099 UJ	<0.17 UJ	<0.14 UJ	<0.13 UJ	<0.13 UJ	--	--	--	--	--	--
10.99	10.99-01-012822	01/28/2022	RESAMPLE Living room air (1st Floor)	<0.099	<0.10	**0.14**	<0.099	<0.099	<0.17	<0.14	<0.13	<0.13	--	--	--	--	--	--
10.99	10.99-11-012822	01/28/2022	RESAMPLE Living room air (1st Floor) (Duplicate)	<0.099	<0.10	**0.11**	<0.099	<0.099	**0.26**	<0.14	<0.13	<0.13	--	--	--	--	--	--
10.99	10.99-02-012822	01/28/2022	RESAMPLE Bathroom air (1st Floor)	<0.099	<0.10	**0.10 J+**	<0.099	<0.099	<0.17	<0.14	<0.13	<0.13	--	--	--	--	--	--
10.99	10.99-03-012822 [7]	01/28/2022	RESAMPLE Bedroom (master) air (2nd Floor)	<0.36	<0.37	<0.37	<0.36	<0.36	<0.62	<0.50	<0.49	<0.47	--	--	--	--	--	--
10.99	PSG-10-39-5 [4]	01/10/2022	Perimeter soil gas-10-39 air	<4.0	<4.0	<4.0 UJ	<4.0	<4.0	**6.0**	<4.0 UJ	<4.0 UJ	<4.0	--	<40	<40	<40	--	--
10.99	PSG-10-40-5 [4]	01/10/2022	Perimeter soil gas-10-40 air	<4.0	<4.0	<4.0 UJ	<4.0	<4.0	<4.0	<4.0 UJ	<4.0 UJ	<4.0	--	<40	<40	<40	--	--
10.99	PSG-10-41-5 [4]	01/10/2022	Perimeter soil gas-10-41 air	<4.0	<4.0	<4.0 UJ	<4.0	<4.0	**9.0**	<4.0 UJ	**60 J**	<4.0	--	<40	<40	<40	--	--
10.99	PSG-10-41-15 REP [4]	01/10/2022	Perimeter soil gas-10-41 air (Replicate)	<4.0	<4.0	<4.0 UJ	<4.0	<4.0	**10**	<4.0 UJ	**77 J**	<4.0	--	<40	<40	<40	--	--
10.99	PSG-10-41-15 [4]	01/10/2022	Perimeter soil gas-10-41 air	**5.0**	<4.0	<4.0 UJ	<4.0	<4.0	**45**	<4.0 UJ	**890 J**	<4.0	--	<40	<40	<40	--	--
10.100	10.102-AA-031519 [6]	03/15/2019	Outdoor air	<0.099	<0.10	<0.10	<0.099	<0.099	<0.17	<0.14	<0.13	<0.13	--	--	--	--	--	--
10.100	10.100-01-031519	03/15/2019	Dining room air (1st Floor)	<0.099	<0.10	**0.14**	<0.099	<0.099	<0.17	<0.14	<0.13	<0.13	--	--	--	--	--	--
10.100	10.100-02-031519	03/15/2019	Bathroom air (1st Floor)	<0.099	<0.10	**0.14**	<0.099	<0.099	<0.17	<0.14	<0.13	<0.13	--	--	--	--	--	--

TABLE A-6

HISTORICAL RESIDENTIAL INDOOR AIR AND SOIL GAS SAMPLING RESULTS
Former Ford Aeronutronic Facility
Newport Beach, California

Building ID	Sample ID	Date [2]	Location Description	Volatile Organic Compounds [1] (µg/m³)									Leak Detection Compounds [1]					
				1,1-DCE	1,1-DCA	1,2-DCA	cis-1,2-DCE	trans-1,2-DCE	PCE	1,1,1-TCA	TCE	Vinyl Chloride	Helium (ppmv)	Heptane (µg/m³)	Hexane (µg/m³)	Pentane (µg/m³)	TFA (µg/m³)	DFA (µg/m³)
10.100	10.100-03-031519	03/15/2019	Bedroom (master) air (2nd Floor)	<0.099	<0.10	**0.15**	<0.099	<0.099	<0.17	<0.14	<0.13	<0.13	--	--	--	--	--	--
10.100	PSG-10-39-5 [4]	03/08/2019	Perimeter soil gas-10-39	<8.0	<8.0	<8.0	<8.0	<8.0	<8.0	<8.0	**25**	<8.0	--	<80	<80	<80	--	--
10.100	PSG-10-39-15 [4]	03/08/2019	Perimeter soil gas-10-39	**16**	<8.0	<8.0	<8.0	<8.0	**22**	<8.0	**605**	<8.0	--	<80	<80	<80	--	--
10.100	PSG-10-40-5 [4]	03/08/2019	Perimeter soil gas-10-40	<8.0	<8.0	<8.0	<8.0	<8.0	<8.0	<8.0	<8.0	<8.0	--	<80	<80	<80	--	--
10.100	PSG-10-41-5 [4]	03/08/2019	Perimeter soil gas-10-41	<8.0	<8.0	<8.0	<8.0	<8.0	**9.0**	<8.0	**178**	<8.0	--	<80	<80	<80	--	--
10.100	PSG-10-41-15 [4]	03/08/2019	Perimeter soil gas-10-41	<8.0	<8.0	<8.0	<8.0	<8.0	**46**	<8.0	**1,110**	<8.0	--	<80	<80	<80	--	--
10.100	10.100-AA-091819	09/18/2019	RESAMPLE Outdoor air	<0.099	<0.10	<0.10	<0.099	<0.099	<0.17	<0.14	<0.13	<0.13	--	--	--	--	--	--
10.100	10.100-01-091819	09/18/2019	RESAMPLE Dining room air (1st Floor)	<0.099	<0.10	**0.12**	<0.099	<0.099	<0.17	<0.14	<0.13	<0.13	--	--	--	--	--	--
10.100	10.100-11-091819	09/18/2019	RESAMPLE Dining room air (1st Floor) (Duplicate)	<0.099	<0.10	**0.11**	<0.099	<0.099	<0.17	<0.14	<0.13	<0.13	--	--	--	--	--	--
10.100	10.100-02-091819	09/18/2019	RESAMPLE Bathroom air (1st Floor)	<0.099	<0.10	**0.10**	<0.099	<0.099	<0.17	<0.14	<0.13	<0.13	--	--	--	--	--	--
10.100	10.100-03-091819	09/18/2019	RESAMPLE Bedroom (master) air (2nd Floor)	<0.099 UJ	<0.10 UJ	<0.10 UJ	<0.099 UJ	<0.099 UJ	**0.23 J**	<0.14 UJ	<0.13 UJ	<0.13 UJ	--	--	--	--	--	--
10.100	PSG-10-39-5 [4]	07/19/2019	Perimeter soil gas-10-39	<8.0	<8.0	<8.0	<8.0	<8.0	<8.0	<8.0	<8.0	<8.0	--	<80	<80	<80	--	--
10.100	PSG-10-39-15 [4]	07/19/2019	Perimeter soil gas-10-39	**5.0 J**	<8.0	<8.0	<8.0	<8.0	**18**	<8.0	**682**	<8.0	--	<80	<80	<80	--	--
10.100	PSG-10-39-15 REP [4]	07/19/2019	Perimeter soil gas-10-39 (Replicate)	<8.0	<8.0	<8.0	<8.0	<8.0	**14**	<8.0	**585**	<8.0	--	<80	<80	<80	--	--
10.100	PSG-10-40-5 [4]	07/19/2019	Perimeter soil gas-10-40	<8.0	<8.0	<8.0	<8.0	<8.0	<8.0	<8.0	<8.0	<8.0	--	<80	<80	<80	--	--
10.100	PSG-10-40-15 [4]	07/19/2019	Perimeter soil gas-10-40	<8.0	<8.0	<8.0	<8.0	<8.0	**15**	<8.0	**471**	<8.0	--	<80	<80	<80	--	--
10.100	PSG-10-41-5 [4]	07/19/2019	Perimeter soil gas-10-41	<8.0	<8.0	<8.0	<8.0	<8.0	**33**	<8.0	**971**	<8.0	--	<80	<80	<80	--	--
10.100	PSG-10-41-5 REP [4]	07/19/2019	Perimeter soil gas-10-41 (Replicate)	<8.0	<8.0	<8.0	<8.0	<8.0	**33**	<8.0	**954**	<8.0	--	<80	<80	<80	--	--
10.100	PSG-10-41-15 [4]	07/19/2019	Perimeter soil gas-10-41	<8.0	<8.0	<8.0	<8.0	<8.0	<8.0	<8.0	**156**	<8.0	--	<80	<80	<80	--	--
10.101	10.101-AA-121119	12/11/2019	Outdoor air	<0.099	<0.10	**0.11**	<0.099	<0.099	**0.18**	<0.14	<0.13	<0.13	--	--	--	--	--	--
10.101	10.101-01-121119	12/11/2019	Living room air (1st Floor)	<0.099	<0.10	<0.10	<0.099	<0.099	**0.17**	<0.14	<0.13	<0.13	--	--	--	--	--	--
10.101	10.101-11-121119	12/11/2019	Living room air (1st Floor) (Duplicate)	<0.32 UJ	<0.33 UJ	<0.33 UJ	<0.32 UJ	<0.32 UJ	<0.55 UJ	<0.44 UJ	<0.43 UJ	<0.41 UJ	--	--	--	--	--	--
10.101	10.101-02-121119	12/11/2019	Bathroom air (1st Floor)	<0.099	<0.10	<0.10	<0.099	<0.099	<0.17	<0.14	<0.13	<0.13	--	--	--	--	--	--
10.101	10.101-03-121119	12/11/2019	Bedroom (master) air (2nd Floor)	<0.099 UJ	<0.10 UJ	**0.14 J**	<0.099 UJ	<0.099 UJ	<0.17 UJ	<0.14 UJ	<0.13 UJ	<0.13 UJ	--	--	--	--	--	--
10.101	PSG-10-39-5 [4]	07/19/2019	Perimeter soil gas-10-39	<8.0	<8.0	<8.0	<8.0	<8.0	<8.0	<8.0	<8.0	<8.0	--	<80	<80	<80	--	--
10.101	PSG-10-39-15 [4]	07/19/2019	Perimeter soil gas-10-39	**5.0 J**	<8.0	<8.0	<8.0	<8.0	**18**	<8.0	**682**	<8.0	--	<80	<80	<80	--	--
10.101	PSG-10-39-15 REP [4]	07/19/2019	Perimeter soil gas-10-39 (Replicate)	<8.0	<8.0	<8.0	<8.0	<8.0	**14**	<8.0	**585**	<8.0	--	<80	<80	<80	--	--
10.101	PSG-10-40-5 [4]	07/19/2019	Perimeter soil gas-10-40	<8.0	<8.0	<8.0	<8.0	<8.0	<8.0	<8.0	<8.0	<8.0	--	<80	<80	<80	--	--
10.101	PSG-10-40-15 [4]	07/19/2019	Perimeter soil gas-10-40	<8.0	<8.0	<8.0	<8.0	<8.0	**15**	<8.0	**471**	<8.0	--	<80	<80	<80	--	--
10.101	PSG-10-41-5 [4]	07/19/2019	Perimeter soil gas-10-41	<8.0	<8.0	<8.0	<8.0	<8.0	**33**	<8.0	**971**	<8.0	--	<80	<80	<80	--	--
10.101	PSG-10-41-5 REP [4]	07/19/2019	Perimeter soil gas-10-41 (Replicate)	<8.0	<8.0	<8.0	<8.0	<8.0	**33**	<8.0	**954**	<8.0	--	<80	<80	<80	--	--
10.101	PSG-10-41-15 [4]	07/19/2019	Perimeter soil gas-10-41	<8.0	<8.0	<8.0	<8.0	<8.0	<8.0	<8.0	**156**	<8.0	--	<80	<80	<80	--	--
10.101	10.101-AA-042821	04/28/2021	RESAMPLE Outdoor air	<0.099	<0.10	<0.10	<0.099	<0.099	<0.17	<0.14	<0.13	<0.13	--	--	--	--	--	--
10.101	10.101-01-042821	04/28/2021	RESAMPLE Living room air (1st Floor)	<0.099	<0.10	**0.13**	<0.099	<0.099	**0.59**	<0.14	<0.13	<0.13	--	--	--	--	--	--
10.101	10.101-02-042821	04/28/2021	RESAMPLE Bathroom air (1st Floor)	<0.099	<0.10	**0.13**	<0.099	<0.099	**0.43**	<0.14	<0.13	<0.13	--	--	--	--	--	--
10.101	10.101-03-042821	04/28/2021	RESAMPLE Bedroom (master) air (2nd Floor)	<0.099	<0.10	**0.14**	<0.099	<0.099	**0.58**	<0.14	<0.13	<0.13	--	--	--	--	--	--
10.101	PSG-10-39-5 [4]	01/14/2021	Perimeter soil gas-10-39	<8.0	<8.0	<8.0	<8.0	<8.0	<8.0	<8.0	<8.0	<8.0	--	<80	<80	<80	--	--
10.101	PSG-10-40-5 [4]	01/14/2021	Perimeter soil gas-10-40	<8.0	<8.0	<8.0	<8.0	<8.0	<8.0	<8.0	<8.0	<8.0	--	<80	<80	<80	--	--
10.101	PSG-10-41-5 [4]	01/14/2021	Perimeter soil gas-10-41	<8.0	<8.0	<8.0	<8.0	<8.0	**9.0**	<8.0	**84**	<8.0	--	<80	<80	<80	--	--
10.101	PSG-10-41-15 [4]	01/14/2021	Perimeter soil gas-10-41	<8.0	<8.0	<8.0	<8.0	<8.0	**45**	<8.0	**1,010**	<8.0	--	<80	<80	<80	--	--
10.101	PSG-10-41-15 REP [4]	01/14/2021	Perimeter soil gas-10-41 (Replicate)	<8.0	<8.0	<8.0	<8.0	<8.0	**48**	<8.0	**975**	<8.0	--	<80	<80	<80	--	--
10.101	10.101-AA-012822	01/28/2022	RESAMPLE Outdoor air	<0.099	<0.10	<0.10	<0.099	<0.099	<0.17	<0.14	<0.13	<0.13	--	--	--	--	--	--
10.101	10.101-01-012822	01/28/2022	RESAMPLE Living room air (1st Floor)	<0.099	<0.10	**0.61**	<0.099	<0.099	**0.27**	<0.14	<0.13	<0.13	--	--	--	--	--	--
10.101	10.101-02-012822	01/28/2022	RESAMPLE Bathroom air (1st Floor)	<0.099	<0.10	**0.77**	<0.099	<0.099	**0.32**	<0.14	<0.13	<0.13	--	--	--	--	--	--
10.101	10.101-03-012822	01/28/2022	RESAMPLE Bedroom (master) air (2nd Floor)	<0.099	<0.10	**0.70**	<0.099	<0.099	**0.28**	<0.14	<0.13	<0.13	--	--	--	--	--	--
10.101	PSG-10-39-5 [4]	01/10/2022	Perimeter soil gas-10-39 air	<4.0	<4.0	<4.0 UJ	<4.0	<4.0	**6.0**	<4.0 UJ	<4.0 UJ	<4.0	--	<40	<40	<40	--	--
10.101	PSG-10-40-5 [4]	01/10/2022	Perimeter soil gas-10-40 air	<4.0	<4.0	<4.0 UJ	<4.0	<4.0	<4.0	<4.0 UJ	<4.0 UJ	<4.0	--	<40	<40	<40	--	--
10.101	PSG-10-41-5 [4]	01/10/2022	Perimeter soil gas-10-41 air	<4.0	<4.0	<4.0 UJ	<4.0	<4.0	**9.0**	<4.0 UJ	**60 J**	<4.0	--	<40	<40	<40	--	--
10.101	PSG-10-41-15 REP [4]	01/10/2022	Perimeter soil gas-10-41 air (Replicate)	<4.0	<4.0	<4.0 UJ	<4.0	<4.0	**10**	<4.0 UJ	**77 J**	<4.0	--	<40	<40	<40	--	--
10.101	PSG-10-41-15 [4]	01/10/2022	Perimeter soil gas-10-41 air	**5.0**	<4.0	<4.0 UJ	<4.0	<4.0	**45**	<4.0 UJ	**890 J**	<4.0	--	<40	<40	<40	--	--
10.102	10.102-AA-031519	03/15/2019	Outdoor air	<0.099	<0.10	<0.10	<0.099	<0.099	<0.17	<0.14	<0.13	<0.13	--	--	--	--	--	--
10.102	10.102-01-031519	03/15/2019	Dining room air (1st Floor)	<0.099	<0.10	**0.29**	<0.099	<0.099	<0.17	**0.23**	<0.13	<0.13	--	--	--	--	--	--
10.102	10.102-11-031519	03/15/2019	Dining room air (1st Floor) (Duplicate)	<0.099	<0.10	**0.30**	<0.099	<0.099	<0.17	**0.22**	<0.13	<0.13	--	--	--	--	--	--
10.102	10.102-02-031519	03/15/2019	Bathroom air (1st Floor)	<0.099	<0.10	**0.33**	<0.099	<0.099	<0.17	**0.23**	<0.13	<0.13	--	--	--	--	--	--
10.102	10.102-03-031519	03/15/2019	Bedroom air (2nd Floor)	<0.099	<0.10	**0.41**	<0.099	<0.099	<0.17	**0.52**	<0.13	<0.13	--	--	--	--	--	--
10.102	PSG-10-39-5 [4]	03/08/2019	Perimeter soil gas-10-39	<8.0	<8.0	<8.0	<8.0	<8.0	<8.0	<8.0	**25**	<8.0	--	<80	<80	<80	--	--

TABLE A-6

HISTORICAL RESIDENTIAL INDOOR AIR AND SOIL GAS SAMPLING RESULTS
Former Ford Aeronutronic Facility
Newport Beach, California

Building ID	Sample ID	Date [2]	Location Description	Volatile Organic Compounds [1] (µg/m³)									Leak Detection Compounds [1]					
				1,1-DCE	1,1-DCA	1,2-DCA	cis-1,2-DCE	trans-1,2-DCE	PCE	1,1,1-TCA	TCE	Vinyl Chloride	Helium (ppmv)	Heptane (µg/m³)	Hexane (µg/m³)	Pentane (µg/m³)	TFA (µg/m³)	DFA (µg/m³)
10.102	PSG-10-39-15 [4]	03/08/2019	Perimeter soil gas-10-39	**16**	<8.0	<8.0	<8.0	<8.0	**22**	<8.0	**605**	<8.0	--	<80	<80	<80	--	--
10.102	PSG-10-40-5 [4]	03/08/2019	Perimeter soil gas-10-40	<8.0	<8.0	<8.0	<8.0	<8.0	<8.0	<8.0	<8.0	<8.0	--	<80	<80	<80	--	--
10.102	PSG-10-41-5 [4]	03/08/2019	Perimeter soil gas-10-41	<8.0	<8.0	<8.0	<8.0	<8.0	**9.0**	<8.0	**178**	<8.0	--	<80	<80	<80	--	--
10.102	PSG-10-41-15 [4]	03/08/2019	Perimeter soil gas-10-41	<8.0	<8.0	<8.0	<8.0	<8.0	**46**	<8.0	**1,110**	<8.0	--	<80	<80	<80	--	--
10.102	10.102-AA-100219	10/02/2019	RESAMPLE Outdoor air	<0.099	<0.10	<0.10	<0.099	<0.099	<0.17	<0.14	<0.13	<0.13	--	--	--	--	--	--
10.102	10.102-01-100219	10/02/2019	RESAMPLE Dining room air (1st Floor)	<0.099 UJ	<0.10 UJ	**0.22 J**	<0.099 UJ	<0.099 UJ	<0.17 UJ	**0.30 J**	<0.13 UJ	<0.13 UJ	--	--	--	--	--	--
10.102	10.102-02-100219	10/02/2019	RESAMPLE Bathroom air (1st Floor)	<0.19	<0.19	**0.29**	<0.19	<0.19	<0.32	<0.26	<0.25	<0.24	--	--	--	--	--	--
10.102	10.102-03-100219	10/02/2019	RESAMPLE Bedroom air (2nd Floor)	<0.099	<0.10	**0.22**	<0.099	<0.099	<0.17	**0.20**	<0.13	<0.13	--	--	--	--	--	--
10.102	PSG-10-39-5 [4]	07/19/2019	Perimeter soil gas-10-39	<8.0	<8.0	<8.0	<8.0	<8.0	<8.0	<8.0	<8.0	<8.0	--	<80	<80	<80	--	--
10.102	PSG-10-39-15 [4]	07/19/2019	Perimeter soil gas-10-39	**5.0 J**	<8.0	<8.0	<8.0	<8.0	**18**	<8.0	**682**	<8.0	--	<80	<80	<80	--	--
10.102	PSG-10-39-15 REP [4]	07/19/2019	Perimeter soil gas-10-39 (Replicate)	<8.0	<8.0	<8.0	<8.0	<8.0	**14**	<8.0	**585**	<8.0	--	<80	<80	<80	--	--
10.102	PSG-10-40-5 [4]	07/19/2019	Perimeter soil gas-10-40	<8.0	<8.0	<8.0	<8.0	<8.0	<8.0	<8.0	<8.0	<8.0	--	<80	<80	<80	--	--
10.102	PSG-10-40-15 [4]	07/19/2019	Perimeter soil gas-10-40	<8.0	<8.0	<8.0	<8.0	<8.0	**15**	<8.0	**471**	<8.0	--	<80	<80	<80	--	--
10.102	PSG-10-41-5 [4]	07/19/2019	Perimeter soil gas-10-41	<8.0	<8.0	<8.0	<8.0	<8.0	**33**	<8.0	**971**	<8.0	--	<80	<80	<80	--	--
10.102	PSG-10-41-5 REP [4]	07/19/2019	Perimeter soil gas-10-41 (Replicate)	<8.0	<8.0	<8.0	<8.0	<8.0	**33**	<8.0	**954**	<8.0	--	<80	<80	<80	--	--
10.102	PSG-10-41-15 [4]	07/19/2019	Perimeter soil gas-10-41	<8.0	<8.0	<8.0	<8.0	<8.0	<8.0	<8.0	**156**	<8.0	--	<80	<80	<80	--	--
10.104	10.104-AA-050119	05/01/2019	Outdoor air	<0.099 UJ	<0.10 UJ	<0.10 UJ	<0.099 UJ	<0.099 UJ	<0.17 UJ	<0.14 UJ	<0.13 UJ	<0.13 UJ	--	--	--	--	--	--
10.104	10.104-01-050119	05/01/2019	Living room air (2nd Floor)	<0.099	<0.10	<0.10	<0.099	<0.099	<0.17	<0.14	<0.13	<0.13	--	--	--	--	--	--
10.104	10.104-02-050119	05/01/2019	Bathroom (guest) air (2nd Floor)	<0.099	<0.10	<0.10	<0.099	<0.099	<0.17	<0.14	<0.13	<0.13	--	--	--	--	--	--
10.104	10.104-03-050119	05/01/2019	Bedroom (master) air (2nd Floor)	<0.099	<0.10	<0.10	<0.099	<0.099	<0.17	<0.14	<0.13	<0.13	--	--	--	--	--	--
10.104	10.104-04-050119	05/01/2019	Bathroom (master) air (2nd Floor)	<0.099	<0.10	<0.10	<0.099	<0.099	<0.17	<0.14	<0.13	<0.13	--	--	--	--	--	--
10.104	PSG-10-39-5 [4]	03/08/2019	Perimeter soil gas-10-39	<8.0	<8.0	<8.0	<8.0	<8.0	<8.0	<8.0	**25**	<8.0	--	<80	<80	<80	--	--
10.104	PSG-10-39-15 [4]	03/08/2019	Perimeter soil gas-10-39	**16**	<8.0	<8.0	<8.0	<8.0	**22**	<8.0	**605**	<8.0	--	<80	<80	<80	--	--
10.104	PSG-10-40-5 [4]	03/08/2019	Perimeter soil gas-10-40	<8.0	<8.0	<8.0	<8.0	<8.0	<8.0	<8.0	<8.0	<8.0	--	<80	<80	<80	--	--
10.104	PSG-10-41-5 [4]	03/08/2019	Perimeter soil gas-10-41	<8.0	<8.0	<8.0	<8.0	<8.0	**9.0**	<8.0	**178**	<8.0	--	<80	<80	<80	--	--
10.104	PSG-10-41-15 [4]	03/08/2019	Perimeter soil gas-10-41	<8.0	<8.0	<8.0	<8.0	<8.0	**46**	<8.0	**1,110**	<8.0	--	<80	<80	<80	--	--
10.104	10.104-AA-110819	11/08/2019	RESAMPLE Outdoor air	<0.099	<0.10	<0.10	<0.099	<0.099	**0.23**	<0.14	<0.13	<0.13	--	--	--	--	--	--
10.104	10.104-01-110819	11/08/2019	RESAMPLE Living room air (2nd Floor)	<0.099	<0.10	<0.10	<0.099	<0.099	**0.19**	<0.14	<0.13	<0.13	--	--	--	--	--	--
10.104	10.104-02-110819	11/08/2019	RESAMPLE Bathroom (guest) air (2nd Floor)	<0.099	<0.10	<0.10	<0.099	<0.099	**0.19**	<0.14	<0.13	<0.13	--	--	--	--	--	--
10.104	10.104-03-110819	11/08/2019	RESAMPLE Bedroom (master) air (2nd Floor)	<0.099	<0.10	<0.10	<0.099	<0.099	**0.17**	<0.14	<0.13	<0.13	--	--	--	--	--	--
10.104	10.104-04-110819	11/08/2019	RESAMPLE Bathroom (master) air (2nd Floor)	<0.099	<0.10	<0.10	<0.099	<0.099	**0.18**	<0.14	<0.13	<0.13	--	--	--	--	--	--
10.104	PSG-10-39-5 [4]	07/19/2019	Perimeter soil gas-10-39	<8.0	<8.0	<8.0	<8.0	<8.0	<8.0	<8.0	<8.0	<8.0	--	<80	<80	<80	--	--
10.104	PSG-10-39-15 [4]	07/19/2019	Perimeter soil gas-10-39	**5.0 J**	<8.0	<8.0	<8.0	<8.0	**18**	<8.0	**682**	<8.0	--	<80	<80	<80	--	--
10.104	PSG-10-39-15 REP [4]	07/19/2019	Perimeter soil gas-10-39 (Replicate)	<8.0	<8.0	<8.0	<8.0	<8.0	**14**	<8.0	**585**	<8.0	--	<80	<80	<80	--	--
10.104	PSG-10-40-5 [4]	07/19/2019	Perimeter soil gas-10-40	<8.0	<8.0	<8.0	<8.0	<8.0	<8.0	<8.0	<8.0	<8.0	--	<80	<80	<80	--	--
10.104	PSG-10-40-15 [4]	07/19/2019	Perimeter soil gas-10-40	<8.0	<8.0	<8.0	<8.0	<8.0	**15**	<8.0	**471**	<8.0	--	<80	<80	<80	--	--
10.104	PSG-10-41-5 [4]	07/19/2019	Perimeter soil gas-10-41	<8.0	<8.0	<8.0	<8.0	<8.0	**33**	<8.0	**971**	<8.0	--	<80	<80	<80	--	--
10.104	PSG-10-41-5 REP [4]	07/19/2019	Perimeter soil gas-10-41 (Replicate)	<8.0	<8.0	<8.0	<8.0	<8.0	**33**	<8.0	**954**	<8.0	--	<80	<80	<80	--	--
10.104	PSG-10-41-15 [4]	07/19/2019	Perimeter soil gas-10-41	<8.0	<8.0	<8.0	<8.0	<8.0	<8.0	<8.0	**156**	<8.0	--	<80	<80	<80	--	--
10.108	10.108-AA-052821	05/28/2021	Outdoor air	<0.099	<0.10	<0.10	<0.099	<0.099	<0.17	<0.14	<0.13	<0.13	--	--	--	--	--	--
10.108	10.108-01-052821	05/28/2021	Living room air (1st Floor)	<0.099 UJ	<0.10 UJ	<0.10 UJ	<0.099 UJ	<0.099 UJ	<0.17 UJ	<0.14 UJ	<0.13 UJ	<0.13 UJ	--	--	--	--	--	--
10.108	10.108-02-052821	05/28/2021	Bathroom air (1st Floor)	<0.099	<0.10	<0.10	<0.099	<0.099	<0.17	<0.14	<0.13	<0.13	--	--	--	--	--	--
10.108	10.108-03-052821	05/28/2021	Bedroom (master) air (1st Floor)	<0.099	<0.10	<0.10	<0.099	<0.099	<0.17	<0.14	<0.13	<0.13	--	--	--	--	--	--
10.108	PSG-10-53-5 [4]	06/01/2021	Perimeter soil gas-10-53 air	<8.0	<8.0	<8.0	<8.0	<8.0	<8.0	<8.0	<8.0	<8.0	--	<80	<80	<80	--	--
10.108	PSG-10-53-15 [4]	06/01/2021	Perimeter soil gas-10-53 air	<8.0	<8.0	<8.0	<8.0	<8.0	**10**	<8.0	**104**	<8.0	--	<80	<80	<80	--	--
10.108	PSG-10-53-15 REP [4]	06/01/2021	Perimeter soil gas-10-53 air (Replicate)	<8.0	<8.0	<8.0	<8.0	<8.0	**8.0**	<8.0	**100**	<8.0	--	<80	<80	<80	--	--
10.108	PSG-10-54-5 [4]	06/01/2021	Perimeter soil gas-10-54 air	<8.0	<8.0	<8.0	<8.0	<8.0	<8.0	<8.0	<8.0	<8.0	--	<80	<80	<80	--	--
10.108	PSG-10-54-15 [4]	06/01/2021	Perimeter soil gas-10-54 air	<8.0	<8.0	<8.0	<8.0	<8.0	**5.0 J**	<8.0	**22**	<8.0	--	<80	<80	<80	--	--
10.109	10.109-AA-050119	05/01/2019	Outdoor air	<0.099	<0.10	<0.10	<0.099	<0.099	<0.17	<0.14	<0.13	<0.13	--	--	--	--	--	--
10.109	10.109-01-050119	05/01/2019	Living room air (1st Floor)	<0.099	<0.10	**0.14**	<0.099	<0.099	<0.17	<0.14	<0.13	<0.13	--	--	--	--	--	--
10.109	10.109-11-050119	05/01/2019	Living room air (1st Floor) (Duplicate)	<0.099	<0.10	**0.14**	<0.099	<0.099	<0.17	<0.14	<0.13	<0.13	--	--	--	--	--	--
10.109	10.109-02-050119	05/01/2019	Bathroom (guest) air (1st Floor)	<0.099	<0.10	**0.13**	<0.099	<0.099	<0.17	<0.14	<0.13	<0.13	--	--	--	--	--	--
10.109	10.109-03-050119	05/01/2019	Bedroom (master) air (2nd Floor)	<0.099	<0.10	**0.14**	<0.099	<0.099	<0.17	<0.14	<0.13	<0.13	--	--	--	--	--	--
10.109	10.109-04-050119	05/01/2019	Bathroom (guest) air (2nd Floor)	<0.099	<0.10	**0.19**	<0.099	<0.099	<0.17	<0.14	<0.13	<0.13	--	--	--	--	--	--
10.109	PSG-10-53-5 [4]	03/07/2019	Perimeter soil gas-10-53	<8.0	<8.0	<8.0	<8.0	<8.0	<8.0	<8.0	<8.0	<8.0	--	<80	<80	<80	--	--
10.109	PSG-10-53-15 [4]	03/07/2019	Perimeter soil gas-10-53	<8.0	<8.0	<8.0	<8.0	<8.0	**13**	<8.0	**145**	<8.0	--	<80	<80	<80	--	--

TABLE A-6

HISTORICAL RESIDENTIAL INDOOR AIR AND SOIL GAS SAMPLING RESULTS
Former Ford Aeronutronic Facility
Newport Beach, California

Building ID	Sample ID	Date [2]	Location Description	Volatile Organic Compounds [1] (µg/m³)									Leak Detection Compounds [1]					
				1,1-DCE	1,1-DCA	1,2-DCA	cis-1,2-DCE	trans-1,2-DCE	PCE	1,1,1-TCA	TCE	Vinyl Chloride	Helium (ppmv)	Heptane (µg/m³)	Hexane (µg/m³)	Pentane (µg/m³)	TFA (µg/m³)	DFA (µg/m³)
10.109	PSG-10-54-5 [4]	03/07/2019	Perimeter soil gas-10-54	<8.0	<8.0	<8.0	<8.0	<8.0	<8.0	<8.0	<8.0	<8.0	--	<80	<80	<80	--	--
10.109	PSG-10-54-14.5 [4]	03/07/2019	Perimeter soil gas-10-54	<8.0	<8.0	<8.0	<8.0	<8.0	**16**	<8.0	**144**	<8.0	--	<80	<80	<80	--	--
10.109	10.109-AA-012220	01/22/2020	RESAMPLE Outdoor air	<0.099	<0.10	<0.10	<0.099	<0.099	<0.17	<0.14	<0.13	<0.13	--	--	--	--	--	--
10.109	10.109-01-012220	01/22/2020	RESAMPLE Living room air (1st Floor)	<0.099	<0.10	**0.20**	<0.099	<0.099	<0.17	<0.14	<0.13	<0.13	--	--	--	--	--	--
10.109	10.109-02-012220	01/22/2020	RESAMPLE Bathroom (guest) air (1st Floor)	<0.099	<0.10	**0.28**	<0.099	<0.099	<0.17	<0.14	<0.13	<0.13	--	--	--	--	--	--
10.109	10.109-03-012220	01/22/2020	RESAMPLE Bedroom (master) air (2nd Floor)	<0.099	<0.10	**0.20**	<0.099	<0.099	<0.17	<0.14	<0.13	<0.13	--	--	--	--	--	--
10.109	10.109-04-012220	01/22/2020	RESAMPLE Bathroom (guest) air (2nd Floor)	<0.099	<0.10	**0.21**	<0.099	<0.099	<0.17	<0.14	<0.13	<0.13	--	--	--	--	--	--
10.109	PSG-10-53-5 [4]	07/19/2019	Perimeter soil gas-10-53	<8.0	<8.0	<8.0	<8.0	<8.0	<8.0	<8.0	<8.0	<8.0	--	<80	<80	<80	--	--
10.109	PSG-10-53-15 [4]	07/19/2019	Perimeter soil gas-10-53	<8.0	<8.0	<8.0	<8.0	<8.0	**11**	<8.0	**123**	<8.0	--	<80	<80	<80	--	--
10.109	PSG-10-54-5 [4]	07/19/2019	Perimeter soil gas-10-54	<8.0	<8.0	<8.0	<8.0	<8.0	<8.0	<8.0	<8.0	<8.0	--	<80	<80	<80	--	--
10.110	10.110-AA-090619	09/06/2019	Outdoor air	<0.099	<0.10	<0.10	<0.099	<0.099	<0.17	<0.14	<0.13	<0.13	--	--	--	--	--	--
10.110	10.110-01-090619	09/06/2019	Living room air (1st Floor)	<0.099	<0.10	**2.1**	<0.099	<0.099	<0.17	<0.14	<0.13	<0.13	--	--	--	--	--	--
10.110	10.110-02-090619	09/06/2019	Bathroom air (1st Floor)	<0.099	<0.10	**3.7**	<0.099	<0.099	<0.17	<0.14	<0.13	<0.13	--	--	--	--	--	--
10.110	10.110-03-090619	09/06/2019	Bedroom (master) air (2nd Floor)	<0.099	<0.10	**1.3**	<0.099	<0.099	<0.17	<0.14	<0.13	<0.13	--	--	--	--	--	--
10.110	PSG-10-53-5 [4]	07/19/2019	Perimeter soil gas-10-53	<8.0	<8.0	<8.0	<8.0	<8.0	<8.0	<8.0	<8.0	<8.0	--	<80	<80	<80	--	--
10.110	PSG-10-53-15 [4]	07/19/2019	Perimeter soil gas-10-53	<8.0	<8.0	<8.0	<8.0	<8.0	**11**	<8.0	**123**	<8.0	--	<80	<80	<80	--	--
10.110	PSG-10-54-5 [4]	07/19/2019	Perimeter soil gas-10-54	<8.0	<8.0	<8.0	<8.0	<8.0	<8.0	<8.0	<8.0	<8.0	--	<80	<80	<80	--	--
10.110	10.110-AA-030420	03/04/2020	RESAMPLE Outdoor air	<0.099	<0.10	<0.10	<0.099	<0.099	<0.17	<0.14	<0.13	<0.13	--	--	--	--	--	--
10.110	10.110-01-030420	03/04/2020	RESAMPLE Living room air (1st Floor)	<0.099	<0.10	**0.83**	<0.099	<0.099	<0.17	<0.14	<0.13	<0.13	--	--	--	--	--	--
10.110	10.110-02-030420	03/04/2020	RESAMPLE Bathroom air (1st Floor)	<0.099	<0.10	**1.8**	<0.099	<0.099	<0.17	<0.14	<0.13	<0.13	--	--	--	--	--	--
10.110	10.110-03-030420	03/04/2020	RESAMPLE Bedroom (master) air (2nd Floor)	<0.099	<0.10	**0.40**	<0.099	<0.099	<0.17	<0.14	<0.13	<0.13	--	--	--	--	--	--
10.110	PSG-10-53-5 [4]	01/31/2020	Perimeter soil gas-10-53	<8.0	<8.0	<8.0	<8.0	<8.0	<8.0	<8.0	<8.0	<8.0	--	<80	<80	<80	--	--
10.110	PSG-10-53-5 REP [4]	01/31/2020	Perimeter soil gas-10-53 (Replicate)	<8.0	<8.0	<8.0	<8.0	<8.0	<8.0	<8.0	**4.0 J**	<8.0	--	<80	<80	<80	--	--
10.110	PSG-10-53-15 [4]	01/31/2020	Perimeter soil gas-10-53	<8.0	<8.0	<8.0	<8.0	<8.0	**12**	<8.0	**91**	<8.0	--	<80	<80	<80	--	--
10.110	PSG-10-54-5 [4]	01/31/2020	Perimeter soil gas-10-54	<8.0	<8.0	<8.0	<8.0	<8.0	<8.0	<8.0	<8.0	<8.0	--	<80	<80	<80	--	--
10.110	PSG-10-54-15 [4]	01/31/2020	Perimeter soil gas-10-54	<8.0	<8.0	<8.0	<8.0	<8.0	**18**	<8.0	**98**	<8.0	--	<80	<80	<80	--	--
10.111	10.111-AA-090419	09/04/2019	Outdoor air	<0.099	<0.10	<0.10	<0.099	<0.099	<0.17	<0.14	<0.13	<0.13	--	--	--	--	--	--
10.111	10.111-01-090419	09/04/2019	Living room air (1st Floor)	<0.099	<0.10	**0.52**	<0.099	<0.099	**0.23**	**0.16**	<0.13	<0.13	--	--	--	--	--	--
10.111	10.111-11-090419	09/04/2019	Living room air (1st Floor) (Duplicate)	<0.099	<0.10	**0.52**	<0.099	<0.099	**0.24**	**0.16**	<0.13	<0.13	--	--	--	--	--	--
10.111	10.111-02-090419	09/04/2019	Bathroom air (1st Floor)	<0.099	<0.10	**0.58**	<0.099	<0.099	**0.22**	**0.18**	<0.13	<0.13	--	--	--	--	--	--
10.111	10.111-03-090419	09/04/2019	Bedroom (master) air (1st Floor)	<0.099	<0.10	**0.58**	<0.099	<0.099	**0.23**	**0.17**	<0.13	<0.13	--	--	--	--	--	--
10.111	PSG-10-53-5 [4]	07/19/2019	Perimeter soil gas-10-53	<8.0	<8.0	<8.0	<8.0	<8.0	<8.0	<8.0	<8.0	<8.0	--	<80	<80	<80	--	--
10.111	PSG-10-53-15 [4]	07/19/2019	Perimeter soil gas-10-53	<8.0	<8.0	<8.0	<8.0	<8.0	**11**	<8.0	**123**	<8.0	--	<80	<80	<80	--	--
10.111	PSG-10-54-5 [4]	07/19/2019	Perimeter soil gas-10-54	<8.0	<8.0	<8.0	<8.0	<8.0	<8.0	<8.0	<8.0	<8.0	--	<80	<80	<80	--	--
10.111	10.111-AA-030420	03/04/2020	RESAMPLE Outdoor air	<0.099	<0.10	<0.10	<0.099	<0.099	<0.17	<0.14	<0.13	<0.13	--	--	--	--	--	--
10.111	10.111-01-030420	03/04/2020	RESAMPLE Living room air (1st Floor)	<0.099	<0.10	**0.22**	<0.099	<0.099	<0.17	<0.14	<0.13	<0.13	--	--	--	--	--	--
10.111	10.111-02-030420	03/04/2020	RESAMPLE Bathroom air (1st Floor)	<0.099	<0.10	**0.20**	<0.099	<0.099	**0.19**	<0.14	**0.52**	<0.13	--	--	--	--	--	--
10.111	10.111-03-030420	03/04/2020	RESAMPLE Bedroom (master) air (1st Floor)	<0.099	<0.10	**0.21**	<0.099	<0.099	<0.17	<0.14	<0.13	<0.13	--	--	--	--	--	--
10.111	PSG-10-53-5 [4]	01/31/2020	Perimeter soil gas-10-53	<8.0	<8.0	<8.0	<8.0	<8.0	<8.0	<8.0	<8.0	<8.0	--	<80	<80	<80	--	--
10.111	PSG-10-53-5 REP [4]	01/31/2020	Perimeter soil gas-10-53 (Replicate)	<8.0	<8.0	<8.0	<8.0	<8.0	<8.0	<8.0	**4.0 J**	<8.0	--	<80	<80	<80	--	--
10.111	PSG-10-53-15 [4]	01/31/2020	Perimeter soil gas-10-53	<8.0	<8.0	<8.0	<8.0	<8.0	**12**	<8.0	**91**	<8.0	--	<80	<80	<80	--	--
10.111	PSG-10-54-5 [4]	01/31/2020	Perimeter soil gas-10-54	<8.0	<8.0	<8.0	<8.0	<8.0	<8.0	<8.0	<8.0	<8.0	--	<80	<80	<80	--	--
10.111	PSG-10-54-15 [4]	01/31/2020	Perimeter soil gas-10-54	<8.0	<8.0	<8.0	<8.0	<8.0	**18**	<8.0	**98**	<8.0	--	<80	<80	<80	--	--
10.111	10.111-AA-063021	06/30/2021	RESAMPLE Outdoor air	<0.099	<0.10	<0.10	<0.099	<0.099	<0.17	<0.14	<0.13	<0.13	--	--	--	--	--	--
10.111	10.111-01-063021	06/30/2021	RESAMPLE Living room air (1st Floor)	<0.099	<0.10	**0.22**	<0.099	<0.099	<0.17	<0.14	<0.13	<0.13	--	--	--	--	--	--
10.111	10.111-11-063021	06/30/2021	RESAMPLE Living room air (1st Floor) (Replicate)	<0.099	<0.10	**0.24**	<0.099	<0.099	<0.17	<0.14	<0.13	<0.13	--	--	--	--	--	--
10.111	10.111-02-063021	06/30/2021	RESAMPLE Bathroom air (1st Floor)	<0.099	<0.10	**0.24**	<0.099	<0.099	<0.17	<0.14	<0.13	<0.13	--	--	--	--	--	--
10.111	10.111-03-063021	06/30/2021	RESAMPLE Bedroom (master) air (1st Floor)	<0.099	<0.10	**0.24**	<0.099	<0.099	<0.17	<0.14	<0.13	<0.13	--	--	--	--	--	--
10.111	PSG-10-53-5 [4]	06/01/2021	Perimeter soil gas-10-53 air	<8.0	<8.0	<8.0	<8.0	<8.0	<8.0	<8.0	<8.0	<8.0	--	<80	<80	<80	--	--
10.111	PSG-10-53-15 [4]	06/01/2021	Perimeter soil gas-10-53 air	<8.0	<8.0	<8.0	<8.0	<8.0	**10**	<8.0	**104**	<8.0	--	<80	<80	<80	--	--
10.111	PSG-10-53-15 REP [4]	06/01/2021	Perimeter soil gas-10-53 air (Replicate)	<8.0	<8.0	<8.0	<8.0	<8.0	**8.0**	<8.0	**100**	<8.0	--	<80	<80	<80	--	--
10.111	PSG-10-54-5 [4]	06/01/2021	Perimeter soil gas-10-54 air	<8.0	<8.0	<8.0	<8.0	<8.0	<8.0	<8.0	<8.0	<8.0	--	<80	<80	<80	--	--
10.111	PSG-10-54-15 [4]	06/01/2021	Perimeter soil gas-10-54 air	<8.0	<8.0	<8.0	<8.0	<8.0	**5.0 J**	<8.0	**22**	<8.0	--	<80	<80	<80	--	--
10.114	10.114-AA-032919	03/29/2019	Outdoor air	<0.099	<0.10	<0.10	<0.099	<0.099	<0.17	<0.14	<0.13	<0.13	--	--	--	--	--	--
10.114	10.114-01-032919	03/29/2019	Dining room air (2nd Floor)	<0.099	<0.10	**2.4**	<0.099	<0.099	<0.17	<0.14	<0.13	<0.13	--	--	--	--	--	--
10.114	10.114-02-032919	03/29/2019	Bathroom air (2nd Floor)	<0.099	<0.10	**0.96**	<0.099	<0.099	<0.17	<0.14	<0.13	<0.13	--	--	--	--	--	--

TABLE A-6

HISTORICAL RESIDENTIAL INDOOR AIR AND SOIL GAS SAMPLING RESULTS
Former Ford Aeronutronic Facility
Newport Beach, California

Building ID	Sample ID	Date [2]	Location Description	Volatile Organic Compounds [1] (µg/m³)									Leak Detection Compounds [1]					
				1,1-DCE	1,1-DCA	1,2-DCA	cis-1,2-DCE	trans-1,2-DCE	PCE	1,1,1-TCA	TCE	Vinyl Chloride	Helium (ppmv)	Heptane (µg/m³)	Hexane (µg/m³)	Pentane (µg/m³)	TFA (µg/m³)	DFA (µg/m³)
10.114	10.114-03-032919	03/29/2019	Bedroom (master) air (2nd Floor)	<0.099	<0.10	**2.2**	<0.099	<0.099	<0.17	<0.14	<0.13	<0.13	--	--	--	--	--	--
10.114	PSG-10-53-5 [4]	03/07/2019	Perimeter soil gas-10-53	<8.0	<8.0	<8.0	<8.0	<8.0	<8.0	<8.0	<8.0	<8.0	--	<80	<80	<80	--	--
10.114	PSG-10-53-15 [4]	03/07/2019	Perimeter soil gas-10-53	<8.0	<8.0	<8.0	<8.0	<8.0	**13**	<8.0	**145**	<8.0	--	<80	<80	<80	--	--
10.114	PSG-10-54-5 [4]	03/07/2019	Perimeter soil gas-10-54	<8.0	<8.0	<8.0	<8.0	<8.0	<8.0	<8.0	<8.0	<8.0	--	<80	<80	<80	--	--
10.114	PSG-10-54-14.5 [4]	03/07/2019	Perimeter soil gas-10-54	<8.0	<8.0	<8.0	<8.0	<8.0	**16**	<8.0	**144**	<8.0	--	<80	<80	<80	--	--
10.114	10.114-AA-092519	09/25/2019	RESAMPLE Outdoor air	<0.099	<0.10	<0.10	<0.099	<0.099	<0.17	<0.14	<0.13	<0.13	--	--	--	--	--	--
10.114	10.114-01-092519	09/25/2019	RESAMPLE Dining room air (2nd Floor)	<0.099	<0.10	**1.9**	<0.099	<0.099	<0.17	<0.14	<0.13	<0.13	--	--	--	--	--	--
10.114	10.114-02-092519	09/25/2019	RESAMPLE Bathroom air (2nd Floor)	<0.099	<0.10	**1.6**	<0.099	<0.099	**0.54**	<0.14	<0.13	<0.13	--	--	--	--	--	--
10.114	10.114-03-092519	09/25/2019	RESAMPLE Bedroom (master) air (2nd Floor)	<0.13	<0.13	**1.7**	<0.13	<0.13	<0.22	<0.18	<0.18	<0.17	--	--	--	--	--	--
10.114	PSG-10-53-5 [4]	07/19/2019	Perimeter soil gas-10-53	<8.0	<8.0	<8.0	<8.0	<8.0	<8.0	<8.0	<8.0	<8.0	--	<80	<80	<80	--	--
10.114	PSG-10-53-15 [4]	07/19/2019	Perimeter soil gas-10-53	<8.0	<8.0	<8.0	<8.0	<8.0	**11**	<8.0	**123**	<8.0	--	<80	<80	<80	--	--
10.114	PSG-10-54-5 [4]	07/19/2019	Perimeter soil gas-10-54	<8.0	<8.0	<8.0	<8.0	<8.0	<8.0	<8.0	<8.0	<8.0	--	<80	<80	<80	--	--
10.115	10.115-AA-041719	04/17/2019	Outdoor air	<0.099	<0.10	<0.10	<0.099	<0.099	<0.17	<0.14	<0.13	<0.13	--	--	--	--	--	--
10.115	10.115-01-041719	04/17/2019	Dining room air (2nd Floor)	<0.099	<0.10	**0.17**	<0.099	<0.099	<0.17	<0.14	<0.13	<0.13	--	--	--	--	--	--
10.115	10.115-02-041719	04/17/2019	Bathroom air (2nd Floor)	<0.099	<0.10	**0.16**	<0.099	<0.099	<0.17	<0.14	<0.13	<0.13	--	--	--	--	--	--
10.115	10.115-03-041719	04/17/2019	Bedroom (master) air (2nd Floor)	<0.099	<0.10	**0.17**	<0.099	<0.099	<0.17	<0.14	<0.13	<0.13	--	--	--	--	--	--
10.115	PSG-10-53-5 [4]	03/07/2019	Perimeter soil gas-10-53	<8.0	<8.0	<8.0	<8.0	<8.0	<8.0	<8.0	<8.0	<8.0	--	<80	<80	<80	--	--
10.115	PSG-10-53-15 [4]	03/07/2019	Perimeter soil gas-10-53	<8.0	<8.0	<8.0	<8.0	<8.0	**13**	<8.0	**145**	<8.0	--	<80	<80	<80	--	--
10.115	PSG-10-54-5 [4]	03/07/2019	Perimeter soil gas-10-54	<8.0	<8.0	<8.0	<8.0	<8.0	<8.0	<8.0	<8.0	<8.0	--	<80	<80	<80	--	--
10.115	PSG-10-54-14.5 [4]	03/07/2019	Perimeter soil gas-10-54	<8.0	<8.0	<8.0	<8.0	<8.0	**16**	<8.0	**144**	<8.0	--	<80	<80	<80	--	--
10.115	10.115-AA-101619	10/16/2019	RESAMPLE Outdoor air	<0.099	<0.10	<0.10	<0.099	<0.099	**0.38**	<0.14	<0.13	<0.13	--	--	--	--	--	--
10.115	10.115-01-101619	10/16/2019	RESAMPLE Dining room air (2nd Floor)	<0.099	<0.10	**0.16**	<0.099	<0.099	<0.17	<0.14	<0.13	<0.13	--	--	--	--	--	--
10.115	10.115-02-101619	10/16/2019	RESAMPLE Bathroom air (2nd Floor)	<0.099	<0.10	**0.13**	<0.099	<0.099	<0.17	<0.14	<0.13	<0.13	--	--	--	--	--	--
10.115	10.115-03-101619	10/16/2019	RESAMPLE Bedroom (master) air (2nd Floor)	<0.099	<0.10	**0.17**	<0.099	<0.099	<0.17	<0.14	<0.13	<0.13	--	--	--	--	--	--
10.115	PSG-10-53-5 [4]	07/19/2019	Perimeter soil gas-10-53	<8.0	<8.0	<8.0	<8.0	<8.0	<8.0	<8.0	<8.0	<8.0	--	<80	<80	<80	--	--
10.115	PSG-10-53-15 [4]	07/19/2019	Perimeter soil gas-10-53	<8.0	<8.0	<8.0	<8.0	<8.0	**11**	<8.0	**123**	<8.0	--	<80	<80	<80	--	--
10.115	PSG-10-54-5 [4]	07/19/2019	Perimeter soil gas-10-54	<8.0	<8.0	<8.0	<8.0	<8.0	<8.0	<8.0	<8.0	<8.0	--	<80	<80	<80	--	--
10.116	10.116-AA-040219	04/02/2019	Outdoor air	<0.099	<0.10	<0.10	<0.099	<0.099	<0.17	<0.14	<0.13	<0.13	--	--	--	--	--	--
10.116	10.116-01-040219	04/02/2019	Living room air (2nd Floor)	<0.099	<0.10	**0.14**	<0.099	<0.099	<0.17	<0.14	<0.13	<0.13	--	--	--	--	--	--
10.116	10.116-02-040219	04/02/2019	Bathroom air (2nd Floor)	<0.099	<0.10	**0.15**	<0.099	<0.099	**0.18**	<0.14	<0.13	<0.13	--	--	--	--	--	--
10.116	10.116-03-040219	04/02/2019	Bedroom (master) air (2nd Floor)	<0.099	<0.10	**0.14**	<0.099	<0.099	**0.52**	<0.14	**0.14**	<0.13	--	--	--	--	--	--
10.116	10.116-AA-051519	05/15/2019	RESAMPLE Outdoor air	<0.099	<0.10	<0.10	<0.099	<0.099	<0.17	<0.14	<0.13	<0.13	--	--	--	--	--	--
10.116	10.116-01-051519	05/15/2019	RESAMPLE Living room air (2nd Floor)	<0.099	<0.10	**0.10**	<0.099	<0.099	<0.17	<0.14	<0.13	<0.13	--	--	--	--	--	--
10.116	10.116-02-051519	05/15/2019	RESAMPLE Bathroom air (2nd Floor)	<0.099	<0.10	**0.12**	<0.099	<0.099	<0.17	<0.14	<0.13	<0.13	--	--	--	--	--	--
10.116	10.116-03-051519	05/15/2019	RESAMPLE Bedroom (master) air (2nd Floor)	<0.099	<0.10	**0.13**	<0.099	<0.099	<0.17	<0.14	<0.13	<0.13	--	--	--	--	--	--
10.116	PSG-10-42-5 [4]	03/08/2019	Perimeter soil gas-10-42	<8.0	<8.0	<8.0	<8.0	<8.0	<8.0	<8.0	**72**	<8.0	--	<80	<80	<80	--	--
10.116	PSG-10-42-15 [4]	03/08/2019	Perimeter soil gas-10-42	**18**	<8.0	<8.0	<8.0	<8.0	**41**	<8.0	**849**	<8.0	--	<80	<80	<80	--	--
10.118	10.118-AA-041019	04/10/2019	Outdoor air	<0.099	<0.10	<0.10	<0.099	<0.099	<0.17	<0.14	<0.13	<0.13	--	--	--	--	--	--
10.118	10.118-01-041019	04/10/2019	Living room air (2nd Floor)	<0.099	<0.10	**0.25**	<0.099	<0.099	<0.17	<0.14	<0.13	<0.13	--	--	--	--	--	--
10.118	10.118-02-041019	04/10/2019	Bathroom air (2nd Floor)	<0.099	<0.10	**0.52**	<0.099	<0.099	<0.17	<0.14	<0.13	<0.13	--	--	--	--	--	--
10.118	10.118-03-041019	04/10/2019	Bedroom (master) air (2nd Floor)	<0.099	<0.10	**0.22**	<0.099	<0.099	<0.17	<0.14	<0.13	<0.13	--	--	--	--	--	--
10.118	PSG-10-43-5 [4]	03/08/2019	Perimeter soil gas-10-43	<8.0	<8.0	<8.0	<8.0	<8.0	**5.0 J**	<8.0	**22**	<8.0	--	<80	<80	<80	--	--
10.118	PSG-10-43-15 [4]	03/08/2019	Perimeter soil gas-10-43	**11**	<8.0	<8.0	<8.0	<8.0	**25**	<8.0	**369**	<8.0	--	<80	<80	<80	--	--
10.118	PSG-10-45-5 [4]	03/08/2019	Perimeter soil gas-10-45	<8.0	<8.0	<8.0	<8.0	<8.0	<8.0	<8.0	<8.0	<8.0	--	<80	<80	<80	--	--
10.118	PSG-10-45-14.5 [4]	03/08/2019	Perimeter soil gas-10-45	<8.0	<8.0	<8.0	<8.0	<8.0	**16**	<8.0	**178**	<8.0	--	<80	<80	<80	--	--
10.118	10.118-AA-101619	10/16/2019	RESAMPLE Outdoor air	<0.099	<0.10	<0.10	<0.099	<0.099	<0.17	<0.14	<0.13	<0.13	--	--	--	--	--	--
10.118	10.118-01-101619	10/16/2019	RESAMPLE Living room air (2nd Floor)	<0.099	<0.10	**0.81**	<0.099	<0.099	<0.17	<0.14	<0.13	<0.13	--	--	--	--	--	--
10.118	10.118-11-101619	10/16/2019	RESAMPLE Living room air (2nd Floor) (Duplicate)	<0.099	<0.10	**0.82**	<0.099	<0.099	<0.17	<0.14	<0.13	<0.13	--	--	--	--	--	--
10.118	10.118-02-101619	10/16/2019	RESAMPLE Bathroom air (2nd Floor)	<0.099	<0.10	**1.5**	<0.099	<0.099	**0.53**	<0.14	<0.13	<0.13	--	--	--	--	--	--
10.118	10.118-03-101619	10/16/2019	RESAMPLE Bedroom (master) air (2nd Floor)	<0.099	<0.10	**1.1**	<0.099	<0.099	<0.17	<0.14	<0.13	<0.13	--	--	--	--	--	--
10.118	PSG-10-43-5 [4]	07/19/2019	Perimeter soil gas-10-43	<8.0	<8.0	<8.0	<8.0	<8.0	<8.0	<8.0	**15**	<8.0	--	<80	<80	<80	--	--
10.118	PSG-10-43-15 [4]	07/19/2019	Perimeter soil gas-10-43	<8.0	<8.0	<8.0	<8.0	<8.0	**10**	<8.0	**307**	<8.0	--	<80	<80	<80	--	--
10.118	PSG-10-45-5 [4]	07/19/2019	Perimeter soil gas-10-45	<8.0	<8.0	<8.0	<8.0	<8.0	<8.0	<8.0	<8.0	<8.0	--	<80	<80	<80	--	--
10.118	PSG-10-45-15 [4]	07/19/2019	Perimeter soil gas-10-45	<8.0	<8.0	<8.0	<8.0	<8.0	<8.0	<8.0	**143**	<8.0	--	<80	<80	<80	--	--
10.118	10.118-AA-063021	06/30/2021	RESAMPLE Outdoor air	<0.099	<0.10	<0.10	<0.099	<0.099	**0.27**	<0.14	**0.71**	<0.13	--	--	--	--	--	--
10.118	10.118-01-063021	06/30/2021	RESAMPLE Living room air (2nd Floor)	<0.099	<0.10	**0.85**	<0.099	<0.099	<0.17	<0.14	<0.13	<0.13	--	--	--	--	--	--

TABLE A-6

HISTORICAL RESIDENTIAL INDOOR AIR AND SOIL GAS SAMPLING RESULTS
Former Ford Aeronutronic Facility
Newport Beach, California

Building ID	Sample ID	Date [2]	Location Description	Volatile Organic Compounds [1] (µg/m³)									Leak Detection Compounds [1]					
				1,1-DCE	1,1-DCA	1,2-DCA	cis-1,2-DCE	trans-1,2-DCE	PCE	1,1,1-TCA	TCE	Vinyl Chloride	Helium (ppmv)	Heptane (µg/m³)	Hexane (µg/m³)	Pentane (µg/m³)	TFA (µg/m³)	DFA (µg/m³)
10.118	10.118-02-063021	06/30/2021	RESAMPLE Bathroom air (2nd Floor)	<0.099	<0.10	**0.15**	<0.099	<0.099	<0.17	<0.14	<0.13	<0.13	--	--	--	--	--	--
10.118	10.118-03-063021	06/30/2021	RESAMPLE Bedroom (master) air (2nd Floor)	<0.099	<0.10	**1.5**	<0.099	<0.099	<0.17	<0.14	<0.13	<0.13	--	--	--	--	--	--
10.118	PSG-10-43-5 [4]	06/02/2021	Perimeter soil gas-10-43 air	<8.0	<8.0	<8.0	<8.0	<8.0	**6.0 J**	<8.0	**15**	<8.0	--	<80	<80	<80	--	--
10.118	PSG-10-43-15 [4]	06/02/2021	Perimeter soil gas-10-43 air	**6.0 J**	<8.0	<8.0	<8.0	<8.0	**22**	<8.0	**275**	<8.0	--	<80	<80	<80	--	--
10.118	PSG-10-45-5 [4]	06/01/2021	Perimeter soil gas-10-45 air	<8.0	<8.0	<8.0	<8.0	<8.0	<8.0	<8.0	<8.0	<8.0	--	<80	<80	<80	--	--
10.118	PSG-10-45-15 [4]	06/01/2021	Perimeter soil gas-10-45 air	<8.0	**4.0 J**	<8.0	<8.0	<8.0	**11**	<8.0	**123**	<8.0	--	<80	<80	<80	--	--
10.128	10.128-AA-110321	11/03/2021	Outdoor air	<0.099	<0.10	<0.10	<0.099	<0.099	<0.17	<0.14	<0.13	<0.13	--	--	--	--	--	--
10.128	10.128-01-110321	11/03/2021	Living room air (1st Floor)	<0.099	<0.10	**0.22**	<0.099	<0.099	<0.17	<0.14	<0.13	<0.13	--	--	--	--	--	--
10.128	10.128-11-110321	11/03/2021	Living room air (1st Floor) (Replicate)	<0.099	<0.10	<0.10	<0.099	<0.099	<0.17	<0.14	<0.13	<0.13	--	--	--	--	--	--
10.128	10.128-02-110321	11/03/2021	Bathroom air (1st Floor)	<0.099	<0.10	**0.18**	<0.099	<0.099	<0.17	<0.14	<0.13	<0.13	--	--	--	--	--	--
10.128	10.128-03-110321	11/03/2021	Bedroom (master) air (2nd Floor)	<0.099	<0.10	<0.10	<0.099	<0.099	**0.18**	<0.14	<0.13	<0.13	--	--	--	--	--	--
10.128	PSG-10-46-5 [4]	09/14/2021	Perimeter soil gas-10-46 air	<8.0	<8.0	<8.0	<8.0	<8.0	**2.0 J**	<8.0	**4.0 J**	<8.0	--	<80	<80	<80	--	--
10.128	PSG-10-46-15 [4]	09/14/2021	Perimeter soil gas-10-46 air	<8.0	<8.0	<8.0	<8.0	<8.0	**4.0 J**	<8.0	**4.0 J**	<8.0	--	<80	<80	<80	--	--
10.128	PSG-10-47-5 [4]	09/14/2021	Perimeter soil gas-10-47 air	<8.0	<8.0	<8.0	<8.0	<8.0	<8.0	<8.0	<8.0	<8.0 UJ	--	<80	<80	<80	--	--
10.128	PSG-10-48-5 [4]	09/14/2021	Perimeter soil gas-10-48 air	<8.0	<8.0	<8.0	<8.0	<8.0	<8.0	<8.0	<8.0	<8.0 UJ	--	<80	<80	<80	--	--
10.128	PSG-10-49-5 [4]	09/14/2021	Perimeter soil gas-10-49 air	<8.0	<8.0	<8.0	<8.0	<8.0	<8.0	<8.0	<8.0	<8.0 UJ	--	<80	<80	<80	--	--
10.128	PSG-10-49-15 [4]	09/14/2021	Perimeter soil gas-10-49 air	<8.0	<8.0	<8.0	<8.0	<8.0	<8.0	<8.0	**15**	<8.0 UJ	--	<80	<80	<80	--	--
10.133	10.133-AA-032219	03/22/2019	Outdoor air	<0.099	<0.10	<0.10	<0.099	<0.099	<0.17	<0.14	<0.13	<0.13	--	--	--	--	--	--
10.133	10.133-01-032219	03/22/2019	Dining room air (2nd Floor)	<0.099	<0.10	**0.12**	<0.099	<0.099	<0.17	<0.14	<0.13	<0.13	--	--	--	--	--	--
10.133	10.133-11-032219	03/22/2019	Dining room air (2nd Floor) (Duplicate)	<0.099	<0.10	**0.11**	<0.099	<0.099	<0.17	<0.14	<0.13	<0.13	--	--	--	--	--	--
10.133	10.133-02-032219	03/22/2019	Bathroom air (2nd Floor)	<0.099	<0.10	**0.11**	<0.099	<0.099	<0.17	<0.14	<0.13	<0.13	--	--	--	--	--	--
10.133	10.133-03-032219	03/22/2019	Bedroom (master) air (2nd Floor)	<0.099	<0.10	**0.12**	<0.099	<0.099	<0.17	<0.14	<0.13	<0.13	--	--	--	--	--	--
10.133	PSG-10-46-5 [4]	03/08/2019	Perimeter soil gas-10-46	<8.0	<8.0	<8.0	<8.0	<8.0	<8.0	<8.0	<8.0	<8.0	--	<80	<80	<80	--	--
10.133	PSG-10-46-5 REP [4]	03/08/2019	Perimeter soil gas-10-46 (Replicate)	<8.0	<8.0	<8.0	<8.0	<8.0	<8.0	<8.0	<8.0	<8.0	--	<80	<80	<80	--	--
10.133	PSG-10-46-15 [4]	03/08/2019	Perimeter soil gas-10-46	<8.0	<8.0	<8.0	<8.0	<8.0	<8.0	<8.0	<8.0	<8.0	--	<80	<80	<80	--	--
10.133	PSG-10-47-5 [4]	03/08/2019	Perimeter soil gas-10-47	<8.0	<8.0	<8.0	<8.0	<8.0	<8.0	<8.0	<8.0	<8.0	--	<80	<80	<80	--	--
10.133	PSG-10-47-15 [4]	03/08/2019	Perimeter soil gas-10-47	<8.0	<8.0	<8.0	<8.0	<8.0	**6.0 J**	<8.0	**30**	<8.0	--	<80	<80	<80	--	--
10.133	PSG-10-48-5 [4]	03/08/2019	Perimeter soil gas-10-48	<8.0	<8.0	<8.0	<8.0	<8.0	<8.0	<8.0	<8.0	<8.0	--	<80	<80	<80	--	--
10.133	PSG-10-48-15 [4]	03/08/2019	Perimeter soil gas-10-48	<8.0	<8.0	<8.0	<8.0	<8.0	**7.0 J**	<8.0	**51**	<8.0	--	<80	<80	<80	--	--
10.133	PSG-10-49-5 [4]	03/08/2019	Perimeter soil gas-10-49	<8.0	<8.0	<8.0	<8.0	<8.0	<8.0	<8.0	<8.0	<8.0	--	<80	<80	<80	--	--
10.133	PSG-10-49-15 [4]	03/08/2019	Perimeter soil gas-10-49	<8.0	<8.0	<8.0	<8.0	<8.0	**5.0 J**	<8.0	**18**	<8.0	--	<80	<80	<80	--	--
10.133	PSG-10-49-15 REP [4]	03/08/2019	Perimeter soil gas-10-49 (Replicate)	<8.0	<8.0	<8.0	<8.0	<8.0	**5.0 J**	<8.0	**17**	<8.0	--	<80	<80	<80	--	--
10.133	10.133-AA-101619	10/16/2019	RESAMPLE Outdoor air	<0.099	<0.10	<0.10	<0.099	<0.099	<0.17	<0.14	<0.13	<0.13	--	--	--	--	--	--
10.133	10.133-01-101619	10/16/2019	RESAMPLE Dining room air (2nd Floor)	<0.099	<0.10	**0.41**	<0.099	<0.099	<0.17	<0.14	<0.13	<0.13	--	--	--	--	--	--
10.133	10.133-02-101619	10/16/2019	RESAMPLE Bathroom air (2nd Floor)	<0.099	<0.10	**0.46**	<0.099	<0.099	<0.17	<0.14	<0.13	<0.13	--	--	--	--	--	--
10.133	10.133-03-101619	10/16/2019	RESAMPLE Bedroom (master) air (2nd Floor)	<0.099	<0.10	**0.41**	<0.099	<0.099	<0.17	<0.14	<0.13	<0.13	--	--	--	--	--	--
10.133	PSG-10-46-5 [4]	07/19/2019	Perimeter soil gas-10-46	<8.0	<8.0	<8.0	<8.0	<8.0	<8.0	<8.0	<8.0	<8.0	--	<80	<80	<80	--	--
10.133	PSG-10-46-15 [4]	07/19/2019	Perimeter soil gas-10-46	<8.0	<8.0	<8.0	<8.0	<8.0	<8.0	<8.0	<8.0	<8.0	--	<80	<80	<80	--	--
10.133	PSG-10-47-5 [4]	07/19/2019	Perimeter soil gas-10-47	<8.0	<8.0	<8.0	<8.0	<8.0	<8.0	<8.0	<8.0	<8.0	--	<80	<80	<80	--	--
10.133	PSG-10-47-15 [4]	07/19/2019	Perimeter soil gas-10-47	<8.0	<8.0	<8.0	<8.0	<8.0	<8.0	<8.0	**30**	<8.0	--	<80	<80	<80	--	--
10.133	PSG-10-48-5 [4]	07/19/2019	Perimeter soil gas-10-48	<8.0	<8.0	<8.0	<8.0	<8.0	<8.0	<8.0	<8.0	<8.0	--	<80	<80	<80	--	--
10.133	PSG-10-48-5 REP [4]	07/19/2019	Perimeter soil gas-10-48 (Replicate)	<8.0	<8.0	<8.0	<8.0	<8.0	<8.0	<8.0	<8.0	<8.0	--	<80	<80	<80	--	--
10.133	PSG-10-48-15 [4]	07/19/2019	Perimeter soil gas-10-48	<8.0	<8.0	<8.0	<8.0	<8.0	<8.0	<8.0	**25**	<8.0	--	<80	<80	<80	--	--
10.133	PSG-10-49-5 [4]	07/19/2019	Perimeter soil gas-10-49	<8.0	<8.0	<8.0	<8.0	<8.0	<8.0	<8.0	<8.0	<8.0	--	<80	<80	<80	--	--
10.133	PSG-10-49-15 [4]	07/19/2019	Perimeter soil gas-10-49	<8.0	<8.0	<8.0	<8.0	<8.0	<8.0	<8.0	<8.0	<8.0	--	<80	<80	<80	--	--
10.134	10.134-AA-081821	08/18/2021	Outdoor air	<0.099	<0.10	<0.10	<0.099	<0.099	**0.18**	<0.14	<0.13	<0.13	--	--	--	--	--	--
10.134	10.134-01-081821	08/18/2021	Living room air (1st Floor)	<0.099	<0.10	<0.10	<0.099	<0.099	<0.17	<0.14	<0.13	<0.13	--	--	--	--	--	--
10.134	10.134-02-081821	08/18/2021	Bathroom air (1st Floor)	<0.099	<0.10	<0.10	<0.099	<0.099	<0.17	<0.14	<0.13	<0.13	--	--	--	--	--	--
10.134	10.134-03-081821	08/18/2021	Bedroom (master) air (2nd Floor)	<0.099	<0.10	<0.10	<0.099	<0.099	<0.17	<0.14	<0.13	<0.13	--	--	--	--	--	--
10.134	PSG-10-43-5 [4]	09/14/2021	Perimeter soil gas-10-43 air	<8.0	<8.0	<8.0	<8.0	<8.0	**8.0**	<8.0	**16**	<8.0	--	<80	<80	<80	--	--
10.134	PSG-10-43-15 [4]	09/14/2021	Perimeter soil gas-10-43 air	<8.0	<8.0	<8.0	<8.0	<8.0	**18**	<8.0	**212**	<8.0	--	<80	<80	<80	--	--
10.134	PSG-10-45-5 [4]	09/14/2021	Perimeter soil gas-10-45 air	<8.0	<8.0	<8.0	<8.0	<8.0	**7.0 J**	<8.0	**7.0 J**	<8.0	--	<80	<80	<80	--	--
10.134	PSG-10-45-15 [4]	09/14/2021	Perimeter soil gas-10-45 air	<8.0	<8.0	<8.0	<8.0	<8.0	**15**	<8.0	**135**	<8.0	--	<80	<80	<80	--	--
10.135	10.135-AA-030819	03/08/2019	Outdoor air	<0.099	<0.10	<0.10	<0.099	<0.099	<0.17	<0.14	<0.13	<0.13	--	--	--	--	--	--
10.135	10.135-01-030819	03/08/2019	Living room air (1st Floor)	<0.099	<0.10	**0.11**	<0.099	<0.099	<0.17	<0.14	<0.13	<0.13	--	--	--	--	--	--
10.135	10.135-02-030819	03/08/2019	Bathroom (guest) air (1st Floor)	<0.099	<0.10	**0.10**	<0.099	<0.099	<0.17	<0.14	<0.13	<0.13	--	--	--	--	--	--

TABLE A-6

HISTORICAL RESIDENTIAL INDOOR AIR AND SOIL GAS SAMPLING RESULTS
Former Ford Aeronutronic Facility
Newport Beach, California

Building ID	Sample ID	Date [2]	Location Description	Volatile Organic Compounds [1] (µg/m³)									Leak Detection Compounds [1]					
				1,1-DCE	1,1-DCA	1,2-DCA	cis-1,2-DCE	trans-1,2-DCE	PCE	1,1,1-TCA	TCE	Vinyl Chloride	Helium (ppmv)	Heptane (µg/m³)	Hexane (µg/m³)	Pentane (µg/m³)	TFA (µg/m³)	DFA (µg/m³)
10.135	10.135-03-030819	03/08/2019	Bedroom (master) air (1st Floor)	<0.12	<0.12	<0.12	<0.12	<0.12	<0.20	<0.16	<0.16	<0.15	--	--	--	--	--	--
10.135	10.135-04-030819	03/08/2019	Bathroom (master) air (1st Floor)	<0.099	<0.10	**0.11**	<0.099	<0.099	<0.17	<0.14	<0.13	<0.13	--	--	--	--	--	--
10.135	PSG-10-50-5 [4]	03/07/2019	Perimeter soil gas-10-50	<8.0	<8.0	<8.0	<8.0	<8.0	<8.0	<8.0	<8.0	<8.0	--	<80	<80	<80	--	--
10.135	PSG-10-50-15 [4]	03/07/2019	Perimeter soil gas-10-50	<8.0	<8.0	<8.0	<8.0	<8.0	<8.0	<8.0	**7.0 J**	<8.0	--	<80	<80	<80	--	--
10.135	PSG-10-51-5 [4]	03/07/2019	Perimeter soil gas-10-51	<8.0	<8.0	<8.0	<8.0	<8.0	<8.0	<8.0	<8.0	<8.0	--	<80	<80	<80	--	--
10.135	PSG-10-51-15 [4]	03/07/2019	Perimeter soil gas-10-51	<8.0	<8.0	<8.0	<8.0	<8.0	**9.0**	<8.0	**76**	<8.0	--	<80	<80	<80	--	--
10.135	PSG-10-52-5 [4]	03/07/2019	Perimeter soil gas-10-52	<8.0	<8.0	<8.0	<8.0	<8.0	<8.0	<8.0	<8.0	<8.0	--	<80	<80	<80	--	--
10.135	PSG-10-52-15 [4]	03/07/2019	Perimeter soil gas-10-52	<8.0	<8.0	<8.0	<8.0	<8.0	**13**	<8.0	**163**	<8.0	--	<80	<80	<80	--	--
10.135	10.135-AA-091319	09/13/2019	RESAMPLE Outdoor air	<0.099	<0.10	**0.17**	<0.099	<0.099	<0.17	<0.14	<0.13	<0.13	--	--	--	--	--	--
10.135	10.135-01-091319	09/13/2019	RESAMPLE Living room air (1st Floor)	<0.099	<0.10	**0.15**	<0.099	<0.099	<0.17	<0.14	<0.13	<0.13	--	--	--	--	--	--
10.135	10.135-02-091319	09/13/2019	RESAMPLE Bathroom (guest) air (1st Floor)	<0.099	<0.10	**0.30**	<0.099	<0.099	<0.17	<0.14	<0.13	<0.13	--	--	--	--	--	--
10.135	10.135-03-091319	09/13/2019	RESAMPLE Bedroom (master) air (1st Floor)	<0.099	<0.10	**0.30**	<0.099	<0.099	<0.17	<0.14	<0.13	<0.13	--	--	--	--	--	--
10.135	10.135-04-091319	09/13/2019	RESAMPLE Bathroom (master) air (1st Floor)	<0.099	<0.10	**0.29**	<0.099	<0.099	<0.17	<0.14	<0.13	<0.13	--	--	--	--	--	--
10.135	PSG-10-50-5 [4]	07/19/2019	Perimeter soil gas-10-50	<8.0	<8.0	<8.0	<8.0	<8.0	<8.0	<8.0	<8.0	<8.0	--	<80	<80	<80	--	--
10.135	PSG-10-51-5 [4]	07/19/2019	Perimeter soil gas-10-51	<8.0	<8.0	<8.0	<8.0	<8.0	<8.0	<8.0	<8.0	<8.0	--	<80	<80	<80	--	--
10.135	PSG-10-51-15 [4]	07/19/2019	Perimeter soil gas-10-51	<8.0	<8.0	<8.0	<8.0	<8.0	<8.0	<8.0	**50**	<8.0	--	<80	<80	<80	--	--
10.135	PSG-10-52-5 [4]	07/19/2019	Perimeter soil gas-10-52	<8.0	<8.0	<8.0	<8.0	<8.0	<8.0	<8.0	<8.0	<8.0	--	<80	<80	<80	--	--
10.135	PSG-10-52-15 [4]	07/19/2019	Perimeter soil gas-10-52	<8.0	<8.0	<8.0	<8.0	<8.0	**11**	<8.0	**143**	<8.0	--	<80	<80	<80	--	--
10.136	10.136-AA-032219	03/22/2019	Outdoor air	<0.099	<0.10	**0.12**	<0.099	<0.099	**0.24**	<0.14	<0.13	<0.13	--	--	--	--	--	--
10.136	10.136-01-032219	03/22/2019	Living room air (1st Floor)	<0.099	<0.10	**0.16**	<0.099	<0.099	<0.17	**0.20**	<0.13	<0.13	--	--	--	--	--	--
10.136	10.136-02-032219	03/22/2019	Bathroom air (1st Floor)	<0.099	<0.10	**0.13**	<0.099	<0.099	<0.17	**0.34**	<0.13	<0.13	--	--	--	--	--	--
10.136	10.136-03-032219	03/22/2019	Bedroom air (1st Floor)	<0.099	<0.10	**0.12**	<0.099	<0.099	<0.17	<0.14	<0.13	<0.13	--	--	--	--	--	--
10.136	10.136-04-032219	03/22/2019	Hallway air (2nd floor)	<0.099	<0.10	**0.13**	<0.099	<0.099	<0.17	**0.18**	<0.13	<0.13	--	--	--	--	--	--
10.136	PSG-10-50-5 [4]	03/07/2019	Perimeter soil gas-10-50	<8.0	<8.0	<8.0	<8.0	<8.0	<8.0	<8.0	<8.0	<8.0	--	<80	<80	<80	--	--
10.136	PSG-10-50-15 [4]	03/07/2019	Perimeter soil gas-10-50	<8.0	<8.0	<8.0	<8.0	<8.0	<8.0	<8.0	**7.0 J**	<8.0	--	<80	<80	<80	--	--
10.136	PSG-10-51-5 [4]	03/07/2019	Perimeter soil gas-10-51	<8.0	<8.0	<8.0	<8.0	<8.0	<8.0	<8.0	<8.0	<8.0	--	<80	<80	<80	--	--
10.136	PSG-10-51-15 [4]	03/07/2019	Perimeter soil gas-10-51	<8.0	<8.0	<8.0	<8.0	<8.0	**9.0**	<8.0	**76**	<8.0	--	<80	<80	<80	--	--
10.136	PSG-10-52-5 [4]	03/07/2019	Perimeter soil gas-10-52	<8.0	<8.0	<8.0	<8.0	<8.0	<8.0	<8.0	<8.0	<8.0	--	<80	<80	<80	--	--
10.136	PSG-10-52-15 [4]	03/07/2019	Perimeter soil gas-10-52	<8.0	<8.0	<8.0	<8.0	<8.0	**13**	<8.0	**163**	<8.0	--	<80	<80	<80	--	--
10.136	10.136-AA-100419	10/04/2019	Outdoor air	<0.099	<0.10	<0.10	<0.099	<0.099	<0.17	<0.14	<0.13	<0.13	--	--	--	--	--	--
10.136	10.136-01-100419	10/04/2019	RESAMPLE Living room air (1st Floor)	<0.099	<0.10	<0.10	<0.099	<0.099	**0.59 J**	**0.15**	<0.13	<0.13	--	--	--	--	--	--
10.136	10.136-11-100419	10/04/2019	RESAMPLE Living room air (1st Floor) (Duplicate)	<0.099	<0.10	<0.10	<0.099	<0.099	**0.29 J**	**0.17**	<0.13	<0.13	--	--	--	--	--	--
10.136	10.136-02-100419	10/04/2019	RESAMPLE Bathroom air (1st Floor)	<0.099	<0.10	<0.10	<0.099	<0.099	**0.17**	**0.41**	<0.13	<0.13	--	--	--	--	--	--
10.136	10.136-03-100419	10/04/2019	RESAMPLE Bedroom air (1st Floor)	<0.13	<0.14	<0.14	<0.13	<0.13	<0.23	<0.19	<0.18	<0.17	--	--	--	--	--	--
10.136	10.136-04-100419	10/04/2019	RESAMPLE Hallway air (2nd Floor)	<0.099	<0.10	<0.10	<0.099	<0.099	<0.17	**0.20**	<0.13	<0.13	--	--	--	--	--	--
10.136	PSG-10-50-5 [4]	07/19/2019	Perimeter soil gas-10-50	<8.0	<8.0	<8.0	<8.0	<8.0	<8.0	<8.0	<8.0	<8.0	--	<80	<80	<80	--	--
10.136	PSG-10-51-5 [4]	07/19/2019	Perimeter soil gas-10-51	<8.0	<8.0	<8.0	<8.0	<8.0	<8.0	<8.0	<8.0	<8.0	--	<80	<80	<80	--	--
10.136	PSG-10-51-15 [4]	07/19/2019	Perimeter soil gas-10-51	<8.0	<8.0	<8.0	<8.0	<8.0	<8.0	<8.0	**50**	<8.0	--	<80	<80	<80	--	--
10.136	PSG-10-52-5 [4]	07/19/2019	Perimeter soil gas-10-52	<8.0	<8.0	<8.0	<8.0	<8.0	<8.0	<8.0	<8.0	<8.0	--	<80	<80	<80	--	--
10.136	PSG-10-52-15 [4]	07/19/2019	Perimeter soil gas-10-52	<8.0	<8.0	<8.0	<8.0	<8.0	**11**	<8.0	**143**	<8.0	--	<80	<80	<80	--	--
10.137	10.137-AA-052419	05/24/2019	Outdoor air	<0.099	<0.10	<0.10	<0.099	<0.099	<0.17	<0.14	<0.13	<0.13	--	--	--	--	--	--
10.137	10.137-01-052419	05/24/2019	Living room air (1st Floor)	<0.099	<0.10	<0.10	<0.099	<0.099	<0.17	<0.14	<0.13	<0.13	--	--	--	--	--	--
10.137	10.137-11-052419	05/24/2019	Living room air (1st Floor) (Duplicate)	<0.099	<0.10	<0.10	<0.099	<0.099	<0.17	<0.14	<0.13	<0.13	--	--	--	--	--	--
10.137	10.137-02-052419	05/24/2019	Bathroom air (1st Floor)	<0.099	<0.10	<0.10	<0.099	<0.099	<0.17	<0.14	<0.13	<0.13	--	--	--	--	--	--
10.137	10.137-03-052419	05/24/2019	Bedroom (master) air (2nd Floor)	<0.099	<0.10	<0.10	<0.099	<0.099	<0.17	<0.14	<0.13	<0.13	--	--	--	--	--	--
10.137	PSG-10-50-5 [4]	03/07/2019	Perimeter soil gas-10-50	<8.0	<8.0	<8.0	<8.0	<8.0	<8.0	<8.0	<8.0	<8.0	--	<80	<80	<80	--	--
10.137	PSG-10-50-15 [4]	03/07/2019	Perimeter soil gas-10-50	<8.0	<8.0	<8.0	<8.0	<8.0	<8.0	<8.0	**7.0 J**	<8.0	--	<80	<80	<80	--	--
10.137	PSG-10-51-5 [4]	03/07/2019	Perimeter soil gas-10-51	<8.0	<8.0	<8.0	<8.0	<8.0	<8.0	<8.0	<8.0	<8.0	--	<80	<80	<80	--	--
10.137	PSG-10-51-15 [4]	03/07/2019	Perimeter soil gas-10-51	<8.0	<8.0	<8.0	<8.0	<8.0	**9.0**	<8.0	**76**	<8.0	--	<80	<80	<80	--	--
10.137	PSG-10-52-5 [4]	03/07/2019	Perimeter soil gas-10-52	<8.0	<8.0	<8.0	<8.0	<8.0	<8.0	<8.0	<8.0	<8.0	--	<80	<80	<80	--	--
10.137	PSG-10-52-15 [4]	03/07/2019	Perimeter soil gas-10-52	<8.0	<8.0	<8.0	<8.0	<8.0	**13**	<8.0	**163**	<8.0	--	<80	<80	<80	--	--
10.137	10.137-AA-012220	01/22/2020	RESAMPLE Outdoor air	<0.099	<0.10	<0.10	<0.099	<0.099	<0.17	<0.14	<0.13	<0.13	--	--	--	--	--	--
10.137	10.137-01-012220	01/22/2020	RESAMPLE Living room air (1st Floor)	<0.099	<0.10	<0.10	<0.099	<0.099	<0.17	<0.14	<0.13	<0.13	--	--	--	--	--	--
10.137	10.137-02-012220	01/22/2020	RESAMPLE Bathroom air (1st Floor)	<0.099	<0.10	<0.10	<0.099	<0.099	<0.17	<0.14	<0.13	<0.13	--	--	--	--	--	--
10.137	10.137-03-012220	01/22/2020	RESAMPLE Bedroom (master) air (2nd Floor)	<0.099	<0.10	<0.10	<0.099	<0.099	<0.17	<0.14	<0.13	<0.13	--	--	--	--	--	--
10.137	PSG-10-50-5 [4]	07/19/2019	Perimeter soil gas-10-50	<8.0	<8.0	<8.0	<8.0	<8.0	<8.0	<8.0	<8.0	<8.0	--	<80	<80	<80	--	--

TABLE A-6

HISTORICAL RESIDENTIAL INDOOR AIR AND SOIL GAS SAMPLING RESULTS
Former Ford Aeronutronic Facility
Newport Beach, California

Building ID	Sample ID	Date [2]	Location Description	Volatile Organic Compounds [1] (µg/m³)									Leak Detection Compounds [1]					
				1,1-DCE	1,1-DCA	1,2-DCA	cis-1,2-DCE	trans-1,2-DCE	PCE	1,1,1-TCA	TCE	Vinyl Chloride	Helium (ppmv)	Heptane (µg/m³)	Hexane (µg/m³)	Pentane (µg/m³)	TFA (µg/m³)	DFA (µg/m³)
10.137	PSG-10-51-5 [4]	07/19/2019	Perimeter soil gas-10-51	<8.0	<8.0	<8.0	<8.0	<8.0	<8.0	<8.0	<8.0	<8.0	--	<80	<80	<80	--	--
10.137	PSG-10-51-15 [4]	07/19/2019	Perimeter soil gas-10-51	<8.0	<8.0	<8.0	<8.0	<8.0	<8.0	<8.0	**50**	<8.0	--	<80	<80	<80	--	--
10.137	PSG-10-52-5 [4]	07/19/2019	Perimeter soil gas-10-52	<8.0	<8.0	<8.0	<8.0	<8.0	<8.0	<8.0	<8.0	<8.0	--	<80	<80	<80	--	--
10.137	PSG-10-52-15 [4]	07/19/2019	Perimeter soil gas-10-52	<8.0	<8.0	<8.0	<8.0	<8.0	**11**	<8.0	**143**	<8.0	--	<80	<80	<80	--	--
10.138	10.138-AA-041919	04/19/2019	Outdoor air	<0.099	<0.10	**0.11**	<0.099	<0.099	<0.17	<0.14	<0.13	<0.13	--	--	--	--	--	--
10.138	10.138-01-041919	04/19/2019	Family room air (1st Floor)	<0.099	<0.10	<0.10	<0.099	<0.099	<0.17	<0.14	<0.13	<0.13	--	--	--	--	--	--
10.138	10.138-02-041919	04/19/2019	Bathroom air (1st Floor)	<0.099	<0.10	<0.10	<0.099	<0.099	<0.17	<0.14	<0.13	<0.13	--	--	--	--	--	--
10.138	10.138-03-041919	04/19/2019	Bedroom (master) air (2nd Floor)	<0.099	<0.10	**0.11**	<0.099	<0.099	<0.17	<0.14	<0.13	<0.13	--	--	--	--	--	--
10.138	PSG-10-50-5 [4]	03/07/2019	Perimeter soil gas-10-50	<8.0	<8.0	<8.0	<8.0	<8.0	<8.0	<8.0	<8.0	<8.0	--	<80	<80	<80	--	--
10.138	PSG-10-50-15 [4]	03/07/2019	Perimeter soil gas-10-50	<8.0	<8.0	<8.0	<8.0	<8.0	<8.0	<8.0	**7.0 J**	<8.0	--	<80	<80	<80	--	--
10.138	PSG-10-51-5 [4]	03/07/2019	Perimeter soil gas-10-51	<8.0	<8.0	<8.0	<8.0	<8.0	<8.0	<8.0	<8.0	<8.0	--	<80	<80	<80	--	--
10.138	PSG-10-51-15 [4]	03/07/2019	Perimeter soil gas-10-51	<8.0	<8.0	<8.0	<8.0	<8.0	**9.0**	<8.0	**76**	<8.0	--	<80	<80	<80	--	--
10.138	PSG-10-52-5 [4]	03/07/2019	Perimeter soil gas-10-52	<8.0	<8.0	<8.0	<8.0	<8.0	<8.0	<8.0	<8.0	<8.0	--	<80	<80	<80	--	--
10.138	PSG-10-52-15 [4]	03/07/2019	Perimeter soil gas-10-52	<8.0	<8.0	<8.0	<8.0	<8.0	**13**	<8.0	**163**	<8.0	--	<80	<80	<80	--	--
10.138	10.138-AA-112019	11/20/2019	RESAMPLE Outdoor air	<0.099	<0.10	<0.10	<0.099	<0.099	<0.17	<0.14	<0.13	<0.13	--	--	--	--	--	--
10.138	10.138-01-112019	11/20/2019	RESAMPLE Family room air (1st Floor)	<0.099	<0.10	<0.10	<0.099	<0.099	<0.17	<0.14	<0.13	<0.13	--	--	--	--	--	--
10.138	10.138-02-112019	11/20/2019	RESAMPLE Bathroom air (1st Floor)	<0.099	<0.10	<0.10	<0.099	<0.099	<0.17	<0.14	<0.13	<0.13	--	--	--	--	--	--
10.138	10.138-03-112019	11/20/2019	RESAMPLE Bedroom (master) air (2nd Floor)	<0.099	<0.10	<0.10	<0.099	<0.099	<0.17	<0.14	<0.13	<0.13	--	--	--	--	--	--
10.138	PSG-10-50-5 [4]	07/19/2019	Perimeter soil gas-10-50	<8.0	<8.0	<8.0	<8.0	<8.0	<8.0	<8.0	<8.0	<8.0	--	<80	<80	<80	--	--
10.138	PSG-10-51-5 [4]	07/19/2019	Perimeter soil gas-10-51	<8.0	<8.0	<8.0	<8.0	<8.0	<8.0	<8.0	<8.0	<8.0	--	<80	<80	<80	--	--
10.138	PSG-10-51-15 [4]	07/19/2019	Perimeter soil gas-10-51	<8.0	<8.0	<8.0	<8.0	<8.0	<8.0	<8.0	**50**	<8.0	--	<80	<80	<80	--	--
10.138	PSG-10-52-5 [4]	07/19/2019	Perimeter soil gas-10-52	<8.0	<8.0	<8.0	<8.0	<8.0	<8.0	<8.0	<8.0	<8.0	--	<80	<80	<80	--	--
10.138	PSG-10-52-15 [4]	07/19/2019	Perimeter soil gas-10-52	<8.0	<8.0	<8.0	<8.0	<8.0	**11**	<8.0	**143**	<8.0	--	<80	<80	<80	--	--
10.139	10.139-AA-032719	03/27/2019	Outdoor air	<0.099	<0.10	<0.10	<0.099	<0.099	<0.17	<0.14	<0.13	<0.13	--	--	--	--	--	--
10.139	10.139-01-032719	03/27/2019	Living room air (1st Floor)	<0.099	<0.10	**0.33**	<0.099	<0.099	<0.17	<0.14	<0.13	<0.13	--	--	--	--	--	--
10.139	10.139-02-032719	03/27/2019	Bathroom air (1st Floor)	<0.099	<0.10	**0.20**	<0.099	<0.099	<0.17	<0.14	<0.13	<0.13	--	--	--	--	--	--
10.139	10.139-03-032719	03/27/2019	Bedroom (master) air (2nd Floor)	<0.099	<0.10	**0.35**	<0.099	<0.099	<0.17	<0.14	<0.13	<0.13	--	--	--	--	--	--
10.139	PSG-10-50-5 [4]	03/07/2019	Perimeter soil gas-10-50	<8.0	<8.0	<8.0	<8.0	<8.0	<8.0	<8.0	<8.0	<8.0	--	<80	<80	<80	--	--
10.139	PSG-10-50-15 [4]	03/07/2019	Perimeter soil gas-10-50	<8.0	<8.0	<8.0	<8.0	<8.0	<8.0	<8.0	**7.0 J**	<8.0	--	<80	<80	<80	--	--
10.139	PSG-10-51-5 [4]	03/07/2019	Perimeter soil gas-10-51	<8.0	<8.0	<8.0	<8.0	<8.0	<8.0	<8.0	<8.0	<8.0	--	<80	<80	<80	--	--
10.139	PSG-10-51-15 [4]	03/07/2019	Perimeter soil gas-10-51	<8.0	<8.0	<8.0	<8.0	<8.0	**9.0**	<8.0	**76**	<8.0	--	<80	<80	<80	--	--
10.139	PSG-10-52-5 [4]	03/07/2019	Perimeter soil gas-10-52	<8.0	<8.0	<8.0	<8.0	<8.0	<8.0	<8.0	<8.0	<8.0	--	<80	<80	<80	--	--
10.139	PSG-10-52-15 [4]	03/07/2019	Perimeter soil gas-10-52	<8.0	<8.0	<8.0	<8.0	<8.0	**13**	<8.0	**163**	<8.0	--	<80	<80	<80	--	--
10.139	10.139-AA-092519	09/25/2019	RESAMPLE Outdoor air	<0.099	<0.10	<0.10	<0.099	<0.099	<0.17	<0.14	<0.13	<0.13	--	--	--	--	--	--
10.139	10.139-01-092519	09/25/2019	RESAMPLE Living room air (1st Floor)	<0.099	<0.10	**0.15**	<0.099	<0.099	<0.17	<0.14	<0.13	<0.13	--	--	--	--	--	--
10.139	10.139-02-092519	09/25/2019	RESAMPLE Bathroom air (1st Floor)	<0.099	<0.10	**0.46**	<0.099	<0.099	<0.17	<0.14	<0.13	<0.13	--	--	--	--	--	--
10.139	10.139-03-092519	09/25/2019	RESAMPLE Bedroom (master) air (2nd Floor)	<0.099	<0.10	<0.10	<0.099	<0.099	<0.17	<0.14	<0.13	<0.13	--	--	--	--	--	--
10.139	PSG-10-50-5 [4]	07/19/2019	Perimeter soil gas-10-50	<8.0	<8.0	<8.0	<8.0	<8.0	<8.0	<8.0	<8.0	<8.0	--	<80	<80	<80	--	--
10.139	PSG-10-51-5 [4]	07/19/2019	Perimeter soil gas-10-51	<8.0	<8.0	<8.0	<8.0	<8.0	<8.0	<8.0	<8.0	<8.0	--	<80	<80	<80	--	--
10.139	PSG-10-51-15 [4]	07/19/2019	Perimeter soil gas-10-51	<8.0	<8.0	<8.0	<8.0	<8.0	<8.0	<8.0	**50**	<8.0	--	<80	<80	<80	--	--
10.139	PSG-10-52-5 [4]	07/19/2019	Perimeter soil gas-10-52	<8.0	<8.0	<8.0	<8.0	<8.0	<8.0	<8.0	<8.0	<8.0	--	<80	<80	<80	--	--
10.139	PSG-10-52-15 [4]	07/19/2019	Perimeter soil gas-10-52	<8.0	<8.0	<8.0	<8.0	<8.0	**11**	<8.0	**143**	<8.0	--	<80	<80	<80	--	--
10.140	10.140-AA-071719	07/17/2019	Outdoor air	<0.099	<0.10	<0.10	<0.099	<0.099	<0.17	<0.14	<0.13	<0.13	--	--	--	--	--	--
10.140	10.140-01-071719	07/17/2019	Living room air (1st Floor)	<0.099	<0.10	<0.10	<0.099	<0.099	<0.17	<0.14	<0.13	<0.13	--	--	--	--	--	--
10.140	10.140-11-071719	07/17/2019	Living room air (1st Floor) (Duplicate)	<0.099	<0.10	<0.10	<0.099	<0.099	<0.17	<0.14	<0.13	<0.13	--	--	--	--	--	--
10.140	10.140-02-071719	07/17/2019	Bathroom air (1st Floor)	<0.099	<0.10	<0.10	<0.099	<0.099	<0.17	<0.14	<0.13	<0.13	--	--	--	--	--	--
10.140	10.140-03-071719	07/17/2019	Bedroom (master) air (1st Floor)	<0.099	<0.10	<0.10	<0.099	<0.099	<0.17	<0.14	<0.13	<0.13	--	--	--	--	--	--
10.140	10.140-04-071719	07/17/2019	Bathroom (master) air (1st Floor)	<0.099	<0.10	<0.10	<0.099	<0.099	<0.17	<0.14	<0.13	<0.13	--	--	--	--	--	--
10.140	PSG-10-50-5 [4]	03/07/2019	Perimeter soil gas-10-50	<8.0	<8.0	<8.0	<8.0	<8.0	<8.0	<8.0	<8.0	<8.0	--	<80	<80	<80	--	--
10.140	PSG-10-50-15 [4]	03/07/2019	Perimeter soil gas-10-50	<8.0	<8.0	<8.0	<8.0	<8.0	<8.0	<8.0	**7.0 J**	<8.0	--	<80	<80	<80	--	--
10.140	PSG-10-51-5 [4]	03/07/2019	Perimeter soil gas-10-51	<8.0	<8.0	<8.0	<8.0	<8.0	<8.0	<8.0	<8.0	<8.0	--	<80	<80	<80	--	--
10.140	PSG-10-51-15 [4]	03/07/2019	Perimeter soil gas-10-51	<8.0	<8.0	<8.0	<8.0	<8.0	**9.0**	<8.0	**76**	<8.0	--	<80	<80	<80	--	--
10.140	PSG-10-52-5 [4]	03/07/2019	Perimeter soil gas-10-52	<8.0	<8.0	<8.0	<8.0	<8.0	<8.0	<8.0	<8.0	<8.0	--	<80	<80	<80	--	--
10.140	PSG-10-52-15 [4]	03/07/2019	Perimeter soil gas-10-52	<8.0	<8.0	<8.0	<8.0	<8.0	**13**	<8.0	**163**	<8.0	--	<80	<80	<80	--	--
10.143	10.143-AA-031519	03/15/2019	Outdoor air	<0.099	<0.10	<0.10	<0.099	<0.099	<0.17	<0.14	<0.13	<0.13	--	--	--	--	--	--
10.143	10.143-01-031519	03/15/2019	Dining room air (2nd Floor)	<0.099	<0.10	**1.1**	<0.099	<0.099	<0.17	<0.14	<0.13	<0.13	--	--	--	--	--	--

TABLE A-6

HISTORICAL RESIDENTIAL INDOOR AIR AND SOIL GAS SAMPLING RESULTS
Former Ford Aeronutronic Facility
Newport Beach, California

Building ID	Sample ID	Date [2]	Location Description	Volatile Organic Compounds [1] (µg/m³)									Leak Detection Compounds [1]					
				1,1-DCE	1,1-DCA	1,2-DCA	cis-1,2-DCE	trans-1,2-DCE	PCE	1,1,1-TCA	TCE	Vinyl Chloride	Helium (ppmv)	Heptane (µg/m³)	Hexane (µg/m³)	Pentane (µg/m³)	TFA (µg/m³)	DFA (µg/m³)
10.143	10.143-02-031519	03/15/2019	Bathroom air (2nd Floor)	<0.099	<0.10	**1.2**	<0.099	<0.099	<0.17	<0.14	<0.13	<0.13	--	--	--	--	--	--
10.143	10.143-03-031519	03/15/2019	Bedroom (master) air (2nd Floor)	<0.099	<0.10	**1.3**	<0.099	<0.099	<0.17	<0.14	<0.13	<0.13	--	--	--	--	--	--
10.143	PSG-10-50-5 [4]	03/07/2019	Perimeter soil gas-10-50	<8.0	<8.0	<8.0	<8.0	<8.0	<8.0	<8.0	<8.0	<8.0	--	<80	<80	<80	--	--
10.143	PSG-10-50-15 [4]	03/07/2019	Perimeter soil gas-10-50	<8.0	<8.0	<8.0	<8.0	<8.0	<8.0	<8.0	**7.0 J**	<8.0	--	<80	<80	<80	--	--
10.143	PSG-10-51-5 [4]	03/07/2019	Perimeter soil gas-10-51	<8.0	<8.0	<8.0	<8.0	<8.0	<8.0	<8.0	<8.0	<8.0	--	<80	<80	<80	--	--
10.143	PSG-10-51-15 [4]	03/07/2019	Perimeter soil gas-10-51	<8.0	<8.0	<8.0	<8.0	<8.0	**9.0**	<8.0	**76**	<8.0	--	<80	<80	<80	--	--
10.143	PSG-10-52-5 [4]	03/07/2019	Perimeter soil gas-10-52	<8.0	<8.0	<8.0	<8.0	<8.0	<8.0	<8.0	<8.0	<8.0	--	<80	<80	<80	--	--
10.143	PSG-10-52-15 [4]	03/07/2019	Perimeter soil gas-10-52	<8.0	<8.0	<8.0	<8.0	<8.0	**13**	<8.0	**163**	<8.0	--	<80	<80	<80	--	--
10.143	10.139-AA-092519 [6]	09/25/2019	RESAMPLE Outdoor air	<0.099	<0.10	<0.10	<0.099	<0.099	<0.17	<0.14	<0.13	<0.13	--	--	--	--	--	--
10.143	10.143-01-092519	09/25/2019	RESAMPLE Dining room air (2nd Floor)	<0.099	<0.10	**0.92**	<0.099	<0.099	<0.17	<0.14	<0.13	<0.13	--	--	--	--	--	--
10.143	10.143-02-092519	09/25/2019	RESAMPLE Bathroom air (2nd Floor)	<0.099	<0.10	**1.0**	<0.099	<0.099	<0.17	<0.14	<0.13	<0.13	--	--	--	--	--	--
10.143	10.143-03-092519	09/25/2019	RESAMPLE Bedroom (master) air (2nd Floor)	<0.099	<0.10	**1.7**	<0.099	<0.099	<0.17	<0.14	<0.13	<0.13	--	--	--	--	--	--
10.143	PSG-10-50-5 [4]	07/19/2019	Perimeter soil gas-10-50	<8.0	<8.0	<8.0	<8.0	<8.0	<8.0	<8.0	<8.0	<8.0	--	<80	<80	<80	--	--
10.143	PSG-10-51-5 [4]	07/19/2019	Perimeter soil gas-10-51	<8.0	<8.0	<8.0	<8.0	<8.0	<8.0	<8.0	<8.0	<8.0	--	<80	<80	<80	--	--
10.143	PSG-10-51-15 [4]	07/19/2019	Perimeter soil gas-10-51	<8.0	<8.0	<8.0	<8.0	<8.0	<8.0	<8.0	**50**	<8.0	--	<80	<80	<80	--	--
10.143	PSG-10-52-5 [4]	07/19/2019	Perimeter soil gas-10-52	<8.0	<8.0	<8.0	<8.0	<8.0	<8.0	<8.0	<8.0	<8.0	--	<80	<80	<80	--	--
10.143	PSG-10-52-15 [4]	07/19/2019	Perimeter soil gas-10-52	<8.0	<8.0	<8.0	<8.0	<8.0	**11**	<8.0	**143**	<8.0	--	<80	<80	<80	--	--
10.144	10.143-AA-031519 [6]	03/15/2019	Outdoor air	<0.099	<0.10	<0.10	<0.099	<0.099	<0.17	<0.14	<0.13	<0.13	--	--	--	--	--	--
10.144	10.144-01-031519	03/15/2019	Living/Dining room air (2nd Floor)	<0.099	<0.10	**0.39**	<0.099	<0.099	<0.17	<0.14	<0.13	<0.13	--	--	--	--	--	--
10.144	10.144-11-031519	03/15/2019	Living/Dining room air (2nd Floor) (Duplicate)	<0.099	<0.10	**0.40**	<0.099	<0.099	<0.17	<0.14	<0.13	<0.13	--	--	--	--	--	--
10.144	10.144-02-031519	03/15/2019	Bathroom air (2nd Floor)	<0.099	<0.10	**0.41**	<0.099	<0.099	<0.17	<0.14	<0.13	<0.13	--	--	--	--	--	--
10.144	10.144-03-031519	03/15/2019	Bedroom (master) air (2nd Floor)	<0.099	<0.10	**0.54**	<0.099	<0.099	<0.17	<0.14	<0.13	<0.13	--	--	--	--	--	--
10.144	PSG-10-50-5 [4]	03/07/2019	Perimeter soil gas-10-50	<8.0	<8.0	<8.0	<8.0	<8.0	<8.0	<8.0	<8.0	<8.0	--	<80	<80	<80	--	--
10.144	PSG-10-50-15 [4]	03/07/2019	Perimeter soil gas-10-50	<8.0	<8.0	<8.0	<8.0	<8.0	<8.0	<8.0	**7.0 J**	<8.0	--	<80	<80	<80	--	--
10.144	PSG-10-51-5 [4]	03/07/2019	Perimeter soil gas-10-51	<8.0	<8.0	<8.0	<8.0	<8.0	<8.0	<8.0	<8.0	<8.0	--	<80	<80	<80	--	--
10.144	PSG-10-51-15 [4]	03/07/2019	Perimeter soil gas-10-51	<8.0	<8.0	<8.0	<8.0	<8.0	**9.0**	<8.0	**76**	<8.0	--	<80	<80	<80	--	--
10.144	PSG-10-52-5 [4]	03/07/2019	Perimeter soil gas-10-52	<8.0	<8.0	<8.0	<8.0	<8.0	<8.0	<8.0	<8.0	<8.0	--	<80	<80	<80	--	--
10.144	PSG-10-52-15 [4]	03/07/2019	Perimeter soil gas-10-52	<8.0	<8.0	<8.0	<8.0	<8.0	**13**	<8.0	**163**	<8.0	--	<80	<80	<80	--	--
10.144	10.114-AA-092519 [6]	09/25/2019	RESAMPLE Outdoor air	<0.099	<0.10	<0.10	<0.099	<0.099	<0.17	<0.14	<0.13	<0.13	--	--	--	--	--	--
10.144	10.144-01-092519	09/25/2019	RESAMPLE Living/dining room air (2nd Floor)	<0.099	<0.10	**0.78**	<0.099	<0.099	<0.17	<0.14	<0.13	<0.13	--	--	--	--	--	--
10.144	10.144-02-092519	09/25/2019	RESAMPLE Bathroom air (2nd Floor)	<0.099	<0.10	**0.99**	<0.099	<0.099	**0.19**	<0.14	<0.13	<0.13	--	--	--	--	--	--
10.144	10.144-03-092519	09/25/2019	RESAMPLE Bedroom (master) air (2nd Floor)	<0.099	<0.10	**1.0**	<0.099	<0.099	<0.17	<0.14	<0.13	<0.13	--	--	--	--	--	--
10.144	PSG-10-50-5 [4]	07/19/2019	Perimeter soil gas-10-50	<8.0	<8.0	<8.0	<8.0	<8.0	<8.0	<8.0	<8.0	<8.0	--	<80	<80	<80	--	--
10.144	PSG-10-51-5 [4]	07/19/2019	Perimeter soil gas-10-51	<8.0	<8.0	<8.0	<8.0	<8.0	<8.0	<8.0	<8.0	<8.0	--	<80	<80	<80	--	--
10.144	PSG-10-51-15 [4]	07/19/2019	Perimeter soil gas-10-51	<8.0	<8.0	<8.0	<8.0	<8.0	<8.0	<8.0	**50**	<8.0	--	<80	<80	<80	--	--
10.144	PSG-10-52-5 [4]	07/19/2019	Perimeter soil gas-10-52	<8.0	<8.0	<8.0	<8.0	<8.0	<8.0	<8.0	<8.0	<8.0	--	<80	<80	<80	--	--
10.144	PSG-10-52-15 [4]	07/19/2019	Perimeter soil gas-10-52	<8.0	<8.0	<8.0	<8.0	<8.0	**11**	<8.0	**143**	<8.0	--	<80	<80	<80	--	--
10.151	10.151-AA-021622	02/16/2022	Outdoor air	<0.099	<0.10	<0.10	<0.099	<0.099	<0.17	<0.14	<0.13	<0.13	--	--	--	--	--	--
10.151	10.151-01-021622	02/16/2022	Dining/Living room air (2nd Floor)	<0.099	<0.10	<0.10	<0.099	<0.099	<0.17	<0.14	<0.13	<0.13	--	--	--	--	--	--
10.151	10.151-02-021622	02/16/2022	Bathroom air (2nd Floor)	<0.099	<0.10	<0.10	<0.099	<0.099	<0.17	<0.14	<0.13	<0.13	--	--	--	--	--	--
10.151	10.151-03-021622	02/16/2022	Bedroom (master) air (2nd Floor)	<0.099	<0.10	<0.10	<0.099	<0.099	<0.17	<0.14	<0.13	<0.13	--	--	--	--	--	--
10.151	PSG-10-42-5 [4]	01/10/2022	Perimeter soil gas-10-42 air	<4.0	<4.0	<4.0 UJ	<4.0	<4.0	**7.0**	<4.0 UJ	**38 J**	<4.0	--	<40	<40	<40	--	--
10.151	PSG-10-42-15 [4]	01/10/2022	Perimeter soil gas-10-42 air	**6.0**	<4.0	<4.0 UJ	<4.0	<4.0	**41**	<4.0 UJ	**562 J**	<4.0	--	<40	<40	<40	--	--
10.151	10.151-AA-081022	08/10/2022	RESAMPLE Outdoor air	<0.099	<0.10	<0.10	<0.20	<0.099	<0.17	<0.14	<0.13	<0.13	--	--	--	--	--	--
10.151	10.151-01-081022	08/10/2022	RESAMPLE Dining/Living room air (2nd Floor)	<0.099	<0.10	<0.10	<0.20	<0.099	<0.17	<0.14	<0.13	<0.13	--	--	--	--	--	--
10.151	10.151-02-081022	08/10/2022	RESAMPLE Bathroom air (2nd Floor)	<0.099	<0.10	**0.10 J+**	<0.20	<0.099	<0.17	<0.14	<0.13	<0.13	--	--	--	--	--	--
10.151	10.151-03-081022	08/10/2022	RESAMPLE Bedroom (master) air (2nd Floor)	<0.099	<0.10	<0.10	<0.20	<0.099	<0.17	<0.14	<0.13	<0.13	--	--	--	--	--	--
10.151	PSG-10-42-5 [4]	08/23/2022	Perimeter soil gas-10-42 air	<100 UJ	<100 UJ	<20 UJ	<100 UJ	<100 UJ	<20	<100 UJ	**57 J+**	<10 UJ	--	--	--	--	--	<100
10.151	PSG-10-42-15 [4]	08/23/2022	Perimeter soil gas-10-42 air	<100 UJ	<100	<20	<100 UJ	<100 UJ	<20	<100	**380 J+**	<10 UJ	--	--	--	--	--	<100
10.152	10.152-AA-050819	05/08/2019	Outdoor air	<0.099	<0.10	<0.10	<0.099	<0.099	<0.17	<0.14	<0.13	<0.13	--	--	--	--	--	--
10.152	10.152-01-050819	05/08/2019	Living room air (1st Floor)	<0.099	<0.10	**4.1**	<0.099	<0.099	<0.17	<0.14	<0.13	<0.13	--	--	--	--	--	--
10.152	10.152-11-050819	05/08/2019	Living room air (1st Floor) (Duplicate)	<0.099	<0.10	**4.4**	<0.099	<0.099	<0.17	<0.14	<0.13	<0.13	--	--	--	--	--	--
10.152	10.152-02-050819	05/08/2019	Bathroom air (1st Floor)	<0.099	<0.10	**4.9**	<0.099	<0.099	<0.17	<0.14	<0.13	<0.13	--	--	--	--	--	--
10.152	10.152-03-050819	05/08/2019	Bedroom (master) air (1st Floor)	<0.099	<0.10	**17**	<0.099	<0.099	<0.17	<0.14	<0.13	<0.13	--	--	--	--	--	--
10.152	10.152-04-050819	05/08/2019	Bathroom (master) air (1st Floor)	<0.099	<0.10	**8.2**	<0.099	<0.099	<0.17	<0.14	<0.13	<0.13	--	--	--	--	--	--
10.152	PSG-10-43-5 [4]	03/08/2019	Perimeter soil gas-10-43	<8.0	<8.0	<8.0	<8.0	<8.0	**5.0 J**	<8.0	**22**	<8.0	--	<80	<80	<80	--	--

TABLE A-6

HISTORICAL RESIDENTIAL INDOOR AIR AND SOIL GAS SAMPLING RESULTS
Former Ford Aeronutronic Facility
Newport Beach, California

Building ID	Sample ID	Date [2]	Location Description	Volatile Organic Compounds [1] (µg/m³)									Leak Detection Compounds [1]					
				1,1-DCE	1,1-DCA	1,2-DCA	cis-1,2-DCE	trans-1,2-DCE	PCE	1,1,1-TCA	TCE	Vinyl Chloride	Helium (ppmv)	Heptane (µg/m³)	Hexane (µg/m³)	Pentane (µg/m³)	TFA (µg/m³)	DFA (µg/m³)
10.152	PSG-10-43-15 [4]	03/08/2019	Perimeter soil gas-10-43	**11**	<8.0	<8.0	<8.0	<8.0	**25**	<8.0	**369**	<8.0	--	<80	<80	<80	--	--
10.152	PSG-10-45-5 [4]	03/08/2019	Perimeter soil gas-10-45	<8.0	<8.0	<8.0	<8.0	<8.0	<8.0	<8.0	<8.0	<8.0	--	<80	<80	<80	--	--
10.152	PSG-10-45-14.5 [4]	03/08/2019	Perimeter soil gas-10-45	<8.0	<8.0	<8.0	<8.0	<8.0	**16**	<8.0	**178**	<8.0	--	<80	<80	<80	--	--
10.152	10.152-AA-011020	01/10/2020	RESAMPLE Outdoor air	<0.099	<0.10	<0.10	<0.099	<0.099	<0.17	<0.14	<0.13	<0.13	--	--	--	--	--	--
10.152	10.152-01-011020	01/10/2020	RESAMPLE Living room air (1st Floor)	<0.099	<0.10	**1.8**	<0.099	<0.099	<0.17	<0.14	<0.13	<0.13	--	--	--	--	--	--
10.152	10.152-11-011020	01/10/2020	RESAMPLE Living room air (1st Floor) (Duplicate)	<0.099	<0.10	**1.8**	<0.099	<0.099	<0.17	<0.14	<0.13	<0.13	--	--	--	--	--	--
10.152	10.152-02-011020	01/10/2020	RESAMPLE Bathroom air (1st Floor)	<0.099	<0.10	**1.3**	<0.099	<0.099	<0.17	<0.14	<0.13	<0.13	--	--	--	--	--	--
10.152	10.152-03-011020	01/10/2020	RESAMPLE Bedroom (master) air (1st Floor)	<0.099	<0.10	**5.3**	<0.099	<0.099	<0.17	<0.14	<0.13	<0.13	--	--	--	--	--	--
10.152	10.152-04-011020	01/10/2020	RESAMPLE Bathroom (master) air (1st Floor)	<0.099	<0.10	**4.4**	<0.099	<0.099	<0.17	<0.14	<0.13	<0.13	--	--	--	--	--	--
10.152	PSG-10-43-5 [4]	07/19/2019	Perimeter soil gas-10-43	<8.0	<8.0	<8.0	<8.0	<8.0	<8.0	<8.0	**15**	<8.0	--	<80	<80	<80	--	--
10.152	PSG-10-43-15 [4]	07/19/2019	Perimeter soil gas-10-43	<8.0	<8.0	<8.0	<8.0	<8.0	**10**	<8.0	**307**	<8.0	--	<80	<80	<80	--	--
10.152	PSG-10-45-5 [4]	07/19/2019	Perimeter soil gas-10-45	<8.0	<8.0	<8.0	<8.0	<8.0	<8.0	<8.0	<8.0	<8.0	--	<80	<80	<80	--	--
10.152	PSG-10-45-14.5 [4]	07/19/2019	Perimeter soil gas-10-45	<8.0	<8.0	<8.0	<8.0	<8.0	<8.0	<8.0	**143**	<8.0	--	<80	<80	<80	--	--
10.153	10.153-AA-051519	05/15/2019	Outdoor air	<0.099	<0.10	<0.10	<0.099	<0.099	<0.17	<0.14	<0.13	<0.13	--	--	--	--	--	--
10.153	10.153-01-051519	05/15/2019	Dining room air (1st Floor)	<0.099	<0.10	**0.43**	<0.099	<0.099	<0.17	<0.14	<0.13	<0.13	--	--	--	--	--	--
10.153	10.153-02-051519	05/15/2019	Bathroom air (1st Floor)	<0.099	<0.10	**0.47**	<0.099	<0.099	<0.17	<0.14	<0.13	<0.13	--	--	--	--	--	--
10.153	10.153-03-051519	05/15/2019	Bedroom air (2nd Floor)	<0.099	<0.10	**0.40**	<0.099	<0.099	**0.18**	<0.14	<0.13	<0.13	--	--	--	--	--	--
10.153	PSG-10-43-5 [4]	03/08/2019	Perimeter soil gas-10-43	<8.0	<8.0	<8.0	<8.0	<8.0	**5.0 J**	<8.0	**22**	<8.0	--	<80	<80	<80	--	--
10.153	PSG-10-43-15 [4]	03/08/2019	Perimeter soil gas-10-43	**11**	<8.0	<8.0	<8.0	<8.0	**25**	<8.0	**369**	<8.0	--	<80	<80	<80	--	--
10.153	PSG-10-45-5 [4]	03/08/2019	Perimeter soil gas-10-45	<8.0	<8.0	<8.0	<8.0	<8.0	<8.0	<8.0	<8.0	<8.0	--	<80	<80	<80	--	--
10.153	PSG-10-45-14.5 [4]	03/08/2019	Perimeter soil gas-10-45	<8.0	<8.0	<8.0	<8.0	<8.0	**16**	<8.0	**178**	<8.0	--	<80	<80	<80	--	--
10.153	10.153-AA-111319	11/13/2019	RESAMPLE Outdoor air	<0.099	<0.10	<0.10	<0.099	<0.099	<0.17	<0.14	<0.13	<0.13	--	--	--	--	--	--
10.153	10.153-01-111319	11/13/2019	RESAMPLE Dining room air (1st Floor)	<0.099	<0.10	**0.12**	<0.099	<0.099	<0.17	<0.14	<0.13	<0.13	--	--	--	--	--	--
10.153	10.153-02-111319	11/13/2019	RESAMPLE Bathroom air (1st Floor)	<0.099	<0.10	**0.12**	<0.099	<0.099	<0.17	<0.14	<0.13	<0.13	--	--	--	--	--	--
10.153	10.153-03-111319	11/13/2019	RESAMPLE Bedroom air (2nd Floor)	<0.099	<0.10	**0.17**	<0.099	<0.099	<0.17	<0.14	<0.13	<0.13	--	--	--	--	--	--
10.153	PSG-10-43-5 [4]	07/19/2019	Perimeter soil gas-10-43	<8.0	<8.0	<8.0	<8.0	<8.0	<8.0	<8.0	**15**	<8.0	--	<80	<80	<80	--	--
10.153	PSG-10-43-15 [4]	07/19/2019	Perimeter soil gas-10-43	<8.0	<8.0	<8.0	<8.0	<8.0	**10**	<8.0	**307**	<8.0	--	<80	<80	<80	--	--
10.153	PSG-10-45-5 [4]	07/19/2019	Perimeter soil gas-10-45	<8.0	<8.0	<8.0	<8.0	<8.0	<8.0	<8.0	<8.0	<8.0	--	<80	<80	<80	--	--
10.153	PSG-10-45-14.5 [4]	07/19/2019	Perimeter soil gas-10-45	<8.0	<8.0	<8.0	<8.0	<8.0	<8.0	<8.0	**143**	<8.0	--	<80	<80	<80	--	--
10.154	10.154-AA-040319	04/03/2019	Outdoor air	<0.099	<0.10	<0.10	<0.099	<0.099	**0.28**	<0.14	<0.13	<0.13	--	--	--	--	--	--
10.154	10.154-01-040319	04/03/2019	Dining room air (2nd Floor)	<0.099	<0.10	**0.66**	<0.099	<0.099	**170**	<0.14	**0.15**	<0.13	--	--	--	--	--	--
10.154	10.154-02-040319	04/03/2019	Bathroom (master) air (2nd Floor)	<0.099	<0.10	**0.68**	<0.099	<0.099	**160**	<0.14	**0.18**	<0.13	--	--	--	--	--	--
10.154	10.154-03-040319	04/03/2019	Bedroom (master) air (2nd Floor)	<0.099 UJ	<0.10 UJ	**0.29 J**	<0.099 UJ	<0.099 UJ	**53 J**	<0.14 UJ	<0.13 UJ	<0.13 UJ	--	--	--	--	--	--
10.154	10.154-AA-050319	05/03/2019	RESAMPLE Outdoor air	<0.099	<0.10	<0.10	<0.099	<0.099	**0.23**	<0.14	<0.13	<0.13	--	--	--	--	--	--
10.154	10.154-01-050319	05/03/2019	RESAMPLE Dining room air (2nd Floor)	<0.099	<0.10	**0.26**	<0.099	<0.099	**32**	<0.14	<0.13	<0.13	--	--	--	--	--	--
10.154	10.154-02-050319	05/03/2019	RESAMPLE Bathroom (master) air (2nd Floor)	<0.099	<0.10	**0.26**	<0.099	<0.099	**30**	<0.14	<0.13	<0.13	--	--	--	--	--	--
10.154	10.154-03-050319	05/03/2019	RESAMPLE Bedroom (master) air (2nd Floor)	<0.099	<0.10	**0.16**	<0.099	<0.099	**15**	<0.14	<0.13	<0.13	--	--	--	--	--	--
10.154	PSG-10-44-5 [4]	03/08/2019	Perimeter soil gas-10-44	<8.0	<8.0	<8.0	<8.0	<8.0	<8.0	<8.0	**14**	<8.0	--	<80	<80	<80	--	--
10.154	PSG-10-44-15 [4]	03/08/2019	Perimeter soil gas-10-44	**9.0**	<8.0	<8.0	<8.0	<8.0	**18**	<8.0	**247**	<8.0	--	<80	<80	<80	--	--
10.154	10.154-AA-102319	10/23/2019	RESAMPLE Outdoor air	<0.099	<0.10	<0.10	<0.099	<0.099	<0.17	<0.14	<0.13	<0.13	--	--	--	--	--	--
10.154	10.154-01-102319	10/23/2019	RESAMPLE Dining room air (2nd Floor)	<0.099	<0.10	**0.56**	<0.099	<0.099	**0.42**	**0.18**	<0.13	<0.13	--	--	--	--	--	--
10.154	10.154-02-102319	10/23/2019	RESAMPLE Bathroom (master) air (2nd Floor)	<0.099	<0.10	**0.53**	<0.099	<0.099	**0.37**	**0.21**	<0.13	<0.13	--	--	--	--	--	--
10.154	10.154-03-102319	10/23/2019	RESAMPLE Bedroom (master) air (2nd Floor)	<0.099	<0.10	**0.53**	<0.099	<0.099	**0.33**	**0.21**	<0.13	<0.13	--	--	--	--	--	--
10.154	10.154-04-102319	10/23/2019	RESAMPLE Bedroom (hobby) air (2nd Floor)	<0.099	<0.10	**0.70**	<0.099	<0.099	**0.38**	**0.21**	<0.13	<0.13	--	--	--	--	--	--
10.154	10.154-44-102319	10/23/2019	RESAMPLE Bedroom (hobby) air (2nd Floor) (Duplicate)	<0.099	<0.10	**0.68**	<0.099	<0.099	**0.38**	**0.19**	<0.13	<0.13	--	--	--	--	--	--
10.154	10.154-MS-102219	10/22/2019	Material sample from Elmer's wood glue	<2.0	<2.0	<2.0	<2.0	<2.0	<3.4	<2.7	<2.7	<1.3	--	--	--	--	--	--
10.154	PSG-10-44-5 [4]	07/19/2019	Perimeter soil gas-10-44	<8.0	<8.0	<8.0	<8.0	<8.0	<8.0	<8.0	**20**	<8.0	--	<80	<80	<80	--	--
10.154	PSG-10-44-15 [4]	07/19/2019	Perimeter soil gas-10-44	<8.0	<8.0	<8.0	<8.0	<8.0	**10**	<8.0	**219**	<8.0	--	<80	<80	<80	--	--
10.154	10.154-AA-062321	06/23/2021	RESAMPLE Outdoor air	<0.099	<0.10	<0.10	<0.099	<0.099	<0.17	<0.14	<0.13	<0.13	--	--	--	--	--	--
10.154	10.154-01-062321	06/23/2021	RESAMPLE Dining room air (2nd Floor)	<0.099	<0.10	**0.15**	<0.099	<0.099	<0.17	<0.14	<0.13	<0.13	--	--	--	--	--	--
10.154	10.154-02-062321	06/23/2021	RESAMPLE Bathroom (master) air (2nd Floor)	<0.099	<0.10	**0.20**	<0.099	<0.099	<0.17	<0.14	<0.13	<0.13	--	--	--	--	--	--
10.154	10.154-03-062321	06/23/2021	RESAMPLE Bedroom (master) air (2nd Floor)	<0.099	<0.10	**0.19**	<0.099	<0.099	<0.17	<0.14	<0.13	<0.13	--	--	--	--	--	--
10.154	10.154-04-062321	06/23/2021	RESAMPLE Bedroom (hobby) air (2nd Floor)	<0.099	<0.10	**0.13**	<0.099	<0.099	<0.17	<0.14	**0.20**	<0.13	--	--	--	--	--	--
10.154	PSG-10-44-5 [4]	06/02/2021	Perimeter soil gas-10-44 air	<8.0	<8.0	<8.0	<8.0	<8.0	**7.0 J**	<8.0	**19**	<8.0	--	<80	<80	<80	--	--
10.154	PSG-10-44-15 [4]	06/02/2021	Perimeter soil gas-10-44 air	**6.0 J**	<8.0	<8.0	<8.0	<8.0	**17**	<8.0	**196**	<8.0	--	<80	<80	<80	--	--
10.154	PSG-10-44-15 REP [4]	06/02/2021	Perimeter soil gas-10-44 air (Replicate)	**6.0 J**	<8.0	<8.0	<8.0	<8.0	**18**	<8.0	**201**	<8.0	--	<80	<80	<80	--	--

TABLE A-6

HISTORICAL RESIDENTIAL INDOOR AIR AND SOIL GAS SAMPLING RESULTS
Former Ford Aeronutronic Facility
Newport Beach, California

Building ID	Sample ID	Date [2]	Location Description	Volatile Organic Compounds [1] (µg/m³)									Leak Detection Compounds [1]					
				1,1-DCE	1,1-DCA	1,2-DCA	cis-1,2-DCE	trans-1,2-DCE	PCE	1,1,1-TCA	TCE	Vinyl Chloride	Helium (ppmv)	Heptane (µg/m³)	Hexane (µg/m³)	Pentane (µg/m³)	TFA (µg/m³)	DFA (µg/m³)
10.156	10.156-AA-032219	03/22/2019	Outdoor air	<0.099	<0.10	**0.11**	<0.099	<0.099	<0.17	<0.14	<0.13	<0.13	--	--	--	--	--	--
10.156	10.156-01-032219	03/22/2019	Dining room air (2nd Floor)	<0.099	<0.10	**0.15 J**	<0.099	<0.099	<0.17	<0.14	<0.13	<0.13	--	--	--	--	--	--
10.156	10.156-11-032219	03/22/2019	Dining room air (2nd Floor) (Duplicate)	<0.099	<0.10	**0.67 J**	<0.099	<0.099	<0.17	<0.14	<0.13	<0.13	--	--	--	--	--	--
10.156	10.156-02-032219	03/22/2019	Bathroom air (2nd Floor)	<0.099	<0.10	**0.68**	<0.099	<0.099	<0.17	<0.14	<0.13	<0.13	--	--	--	--	--	--
10.156	10.156-03-032219	03/22/2019	Bedroom (master) air (2nd Floor)	<0.099	<0.10	**0.74**	<0.099	<0.099	<0.17	<0.14	<0.13	<0.13	--	--	--	--	--	--
10.156	PSG-10-43-5 [4]	03/08/2019	Perimeter soil gas-10-43	<8.0	<8.0	<8.0	<8.0	<8.0	**5.0 J**	<8.0	**22**	<8.0	--	<80	<80	<80	--	--
10.156	PSG-10-43-15 [4]	03/08/2019	Perimeter soil gas-10-43	**11**	<8.0	<8.0	<8.0	<8.0	**25**	<8.0	**369**	<8.0	--	<80	<80	<80	--	--
10.156	PSG-10-45-5 [4]	03/08/2019	Perimeter soil gas-10-45	<8.0	<8.0	<8.0	<8.0	<8.0	<8.0	<8.0	<8.0	<8.0	--	<80	<80	<80	--	--
10.156	PSG-10-45-14.5 [4]	03/08/2019	Perimeter soil gas-10-45	<8.0	<8.0	<8.0	<8.0	<8.0	**16**	<8.0	**178**	<8.0	--	<80	<80	<80	--	--
10.156	10.156-AA-092719	09/27/2019	RESAMPLE Outdoor air	<0.099	<0.10	<0.10	<0.099	<0.099	<0.17	<0.14	<0.13	<0.13	--	--	--	--	--	--
10.156	10.156-01-092719	09/27/2019	RESAMPLE Dining room air (2nd Floor)	<0.099	<0.10	**1.2**	<0.099	<0.099	<0.17	<0.14	<0.13	<0.13	--	--	--	--	--	--
10.156	10.156-11-092719	09/27/2019	RESAMPLE Dining room air (2nd Floor) (Duplicate)	<0.099	<0.10	**1.1**	<0.099	<0.099	<0.17	<0.14	<0.13	<0.13	--	--	--	--	--	--
10.156	10.156-02-092719	09/27/2019	RESAMPLE Bathroom air (2nd Floor)	<0.099	<0.10	**1.3**	<0.099	<0.099	<0.17	<0.14	<0.13	<0.13	--	--	--	--	--	--
10.156	10.156-03-092719	09/27/2019	RESAMPLE Bedroom (master) air (2nd Floor)	<0.099	<0.10	**1.2**	<0.099	<0.099	<0.17	<0.14	<0.13	<0.13	--	--	--	--	--	--
10.156	PSG-10-43-5 [4]	07/19/2019	Perimeter soil gas-10-43	<8.0	<8.0	<8.0	<8.0	<8.0	<8.0	<8.0	**15**	<8.0	--	<80	<80	<80	--	--
10.156	PSG-10-43-15 [4]	07/19/2019	Perimeter soil gas-10-43	<8.0	<8.0	<8.0	<8.0	<8.0	**10**	<8.0	**307**	<8.0	--	<80	<80	<80	--	--
10.156	PSG-10-45-5 [4]	07/19/2019	Perimeter soil gas-10-45	<8.0	<8.0	<8.0	<8.0	<8.0	<8.0	<8.0	<8.0	<8.0	--	<80	<80	<80	--	--
10.156	PSG-10-45-15 [4]	07/19/2019	Perimeter soil gas-10-45	<8.0	<8.0	<8.0	<8.0	<8.0	<8.0	<8.0	**143**	<8.0	--	<80	<80	<80	--	--
10.157	10.157-AA-051019	05/10/2019	Outdoor air	<0.099	<0.10	<0.10	<0.099	<0.099	<0.17	<0.14	<0.13	<0.13	--	--	--	--	--	--
10.157	10.157-01-051019	05/10/2019	Living room air (2nd Floor)	<0.099	<0.10	<0.10	<0.099	<0.099	<0.17	<0.14	<0.13	<0.13	--	--	--	--	--	--
10.157	10.157-02-051019	05/10/2019	Bathroom air (2nd Floor)	<0.099	<0.10	<0.10	<0.099	<0.099	**0.17**	<0.14	<0.13	<0.13	--	--	--	--	--	--
10.157	10.157-03-051019	05/10/2019	Bedroom (master) air (2nd Floor)	<0.099	<0.10	<0.10	<0.099	<0.099	**0.27**	<0.14	<0.13	<0.13	--	--	--	--	--	--
10.157	PSG-10-43-5 [4]	03/08/2019	Perimeter soil gas-10-43	<8.0	<8.0	<8.0	<8.0	<8.0	**5.0 J**	<8.0	**22**	<8.0	--	<80	<80	<80	--	--
10.157	PSG-10-43-15 [4]	03/08/2019	Perimeter soil gas-10-43	**11**	<8.0	<8.0	<8.0	<8.0	**25**	<8.0	**369**	<8.0	--	<80	<80	<80	--	--
10.157	PSG-10-45-5 [4]	03/08/2019	Perimeter soil gas-10-45	<8.0	<8.0	<8.0	<8.0	<8.0	<8.0	<8.0	<8.0	<8.0	--	<80	<80	<80	--	--
10.157	PSG-10-45-14.5 [4]	03/08/2019	Perimeter soil gas-10-45	<8.0	<8.0	<8.0	<8.0	<8.0	**16**	<8.0	**178**	<8.0	--	<80	<80	<80	--	--
10.157	10.138-AA-112019 [6]	11/20/2019	RESAMPLE Outdoor air	<0.099	<0.10	<0.10	<0.099	<0.099	<0.17	<0.14	<0.13	<0.13	--	--	--	--	--	--
10.157	10.157-01-112019	11/20/2019	RESAMPLE Living room air (2nd Floor)	<0.099	<0.10	<0.10	<0.099	<0.099	<0.17	<0.14	<0.13	<0.13	--	--	--	--	--	--
10.157	10.157-02-112019	11/20/2019	RESAMPLE Bathroom air (2nd Floor)	<0.099	<0.10	<0.10	<0.099	<0.099	**0.22**	<0.14	<0.13	<0.13	--	--	--	--	--	--
10.157	10.157-03-112019	11/20/2019	RESAMPLE Bedroom (master) air (2nd Floor)	<0.099	<0.10	<0.10	<0.099	<0.099	**0.29**	<0.14	<0.13	<0.13	--	--	--	--	--	--
10.157	PSG-10-43-5 [4]	07/19/2019	Perimeter soil gas-10-43	<8.0	<8.0	<8.0	<8.0	<8.0	<8.0	<8.0	**15**	<8.0	--	<80	<80	<80	--	--
10.157	PSG-10-43-15 [4]	07/19/2019	Perimeter soil gas-10-43	<8.0	<8.0	<8.0	<8.0	<8.0	**10**	<8.0	**307**	<8.0	--	<80	<80	<80	--	--
10.157	PSG-10-45-5 [4]	07/19/2019	Perimeter soil gas-10-45	<8.0	<8.0	<8.0	<8.0	<8.0	<8.0	<8.0	<8.0	<8.0	--	<80	<80	<80	--	--
10.157	PSG-10-45-14.5 [4]	07/19/2019	Perimeter soil gas-10-45	<8.0	<8.0	<8.0	<8.0	<8.0	<8.0	<8.0	**143**	<8.0	--	<80	<80	<80	--	--
11.01	11.01-AA-041919	04/19/2019	Outdoor air	<0.099	<0.10	<0.10	<0.099	<0.099	<0.17	<0.14	<0.13	<0.13	--	--	--	--	--	--
11.01	11.01-01-041919	04/19/2019	Family room air (1st Floor)	<0.099	<0.10	**0.25**	<0.099	<0.099	<0.17	**0.16**	<0.13	<0.13	--	--	--	--	--	--
11.01	11.01-11-041919	04/19/2019	Family room air (1st Floor) (Duplicate)	<0.099	<0.10	**0.24**	<0.099	<0.099	<0.17	**0.15**	<0.13	<0.13	--	--	--	--	--	--
11.01	11.01-02-041919	04/19/2019	Bathroom air (1st Floor)	<0.099	<0.10	**0.28**	<0.099	<0.099	<0.17	**0.20**	<0.13	<0.13	--	--	--	--	--	--
11.01	11.01-03-041919	04/19/2019	Bedroom (master) air (2nd Floor)	<0.099	<0.10	**0.25**	<0.099	<0.099	<0.17	<0.14	**0.16**	<0.13	--	--	--	--	--	--
11.01	11.01-04-041919	04/19/2019	Bedroom (office) air (2nd Floor)	<0.099	<0.10	**0.71**	<0.099	<0.099	<0.17	<0.14	<0.13	<0.13	--	--	--	--	--	--
11.01	PSG-11-15-5 [4]	03/05/2019	Perimeter soil gas-11-15	<8.0	<8.0	<8.0	<8.0	<8.0	**67**	<8.0	**25**	<8.0	--	<80	<80	<80	--	--
11.01	PSG-11-15-15 [4]	03/05/2019	Perimeter soil gas-11-15	<8.0	<8.0	<8.0	<8.0	<8.0	**73**	<8.0	**46**	<8.0	--	<80	<80	<80	--	--
11.01	PSG-11-15-15 REP [4]	03/05/2019	Perimeter soil gas-11-15 (Replicate)	<8.0	<8.0	<8.0	<8.0	<8.0	**76**	<8.0	**49**	<8.0	--	<80	<80	<80	--	--
11.02	11.02-AA-040319	04/03/2019	Outdoor air	<0.29	<0.29	<0.29	<0.29	<0.29	<0.49	<0.40	<0.39	<0.37	--	--	--	--	--	--
11.02	11.02-01-040319	04/03/2019	Family room air (1st Floor)	<0.099	<0.10	**0.43**	<0.099	<0.099	<0.17	**0.54**	<0.13	<0.13	--	--	--	--	--	--
11.02	11.02-02-040319	04/03/2019	Bathroom air (1st Floor)	<0.099	<0.10	**0.43**	<0.099	<0.099	<0.17	**0.67**	<0.13	<0.13	--	--	--	--	--	--
11.02	11.02-03-040319	04/03/2019	Bathroom air (2nd Floor)	<0.099	<0.10	**1.4**	<0.099	<0.099	<0.17	**0.35**	<0.13	<0.13	--	--	--	--	--	--
11.02	PSG-11-16-5 [4]	03/05/2019	Perimeter soil gas-11-16	<8.0	<8.0	<8.0	<8.0	<8.0	**88**	<8.0	**98**	<8.0	--	<80	<80	<80	--	--
11.02	PSG-11-16-15 [4]	03/05/2019	Perimeter soil gas-11-16	<8.0	<8.0	<8.0	<8.0	<8.0	**106**	<8.0	**156**	<8.0	--	<80	<80	<80	--	--
11.02	11.02-AA-110521	11/05/2021	RESAMPLE Outdoor air	<0.099	<0.10	<0.10	<0.099	<0.099	<0.17	<0.14	<0.13	<0.13	--	--	--	--	--	--
11.02	11.02-01-110521	11/05/2021	RESAMPLE Family room air (1st Floor)	<0.099	<0.10	<0.10	<0.099	<0.099	<0.17	<0.14	<0.13	<0.13	--	--	--	--	--	--
11.02	11.02-02-110521	11/05/2021	RESAMPLE Bathroom air (1st Floor)	<0.099	<0.10	<0.10	<0.099	<0.099	<0.17	**0.41**	<0.13	<0.13	--	--	--	--	--	--
11.02	11.02-03-110521	11/05/2021	RESAMPLE Bathroom air (2nd Floor)	<0.099	<0.10	<0.10	<0.099	<0.099	<0.17	<0.14	<0.13	<0.13	--	--	--	--	--	--
11.02	PSG-11-16-5 [4]	09/09/2021	Perimeter soil gas-11-16 air	<8.0	<8.0	<8.0	<8.0	<8.0	**119**	<8.0	**85**	<8.0	--	<80	<80	<80	--	--
11.02	PSG-11-16-15 [4]	09/09/2021	Perimeter soil gas-11-16 air	<8.0	<8.0	<8.0	<8.0	<8.0	**119**	**2.0 J**	**157**	<8.0	--	<80	<80	<80	--	--
11.02	PSG-11-16-15 REP [4]	09/09/2021	Perimeter soil gas-11-16 air (Replicate)	<8.0	<8.0	<8.0	<8.0	<8.0	**113**	**2.0 J**	**143**	<8.0	--	<80	<80	<80	--	--

TABLE A-6

HISTORICAL RESIDENTIAL INDOOR AIR AND SOIL GAS SAMPLING RESULTS
Former Ford Aeronutronic Facility
Newport Beach, California

Building ID	Sample ID	Date [2]	Location Description	Volatile Organic Compounds [1] (µg/m³)									Leak Detection Compounds [1]					
				1,1-DCE	1,1-DCA	1,2-DCA	cis-1,2-DCE	trans-1,2-DCE	PCE	1,1,1-TCA	TCE	Vinyl Chloride	Helium (ppmv)	Heptane (µg/m³)	Hexane (µg/m³)	Pentane (µg/m³)	TFA (µg/m³)	DFA (µg/m³)
11.03	11.03-AA-081518	08/16/2018	Outdoor air	<0.099	<0.10	<0.10	<0.099	<0.099	<0.17	<0.14	<0.13	<0.13	--	--	--	--	--	--
11.03	11.03-01-081518	08/16/2018	Living room air (1st Floor)	<0.099	<0.10	**0.12**	<0.099	<0.099	<0.17	<0.14	<0.13	<0.13	--	--	--	--	--	--
11.03	11.03-02-081518	08/16/2018	Family room air (1st Floor)	<0.099	<0.10	**0.17**	<0.099	<0.099	<0.17	<0.14	<0.13	**0.19**	--	--	--	--	--	--
11.03	11.03-03-081518	08/16/2018	Bathroom (guest) air (1st Floor)	<0.099	<0.10	**0.13**	<0.099	<0.099	<0.17	<0.14	<0.13	<0.13	--	--	--	--	--	--
11.03	11.03-04-081518	08/16/2018	Bedroom (guest) air (1st Floor)	<0.099	<0.10	**0.29**	<0.099	<0.099	**0.30**	<0.14	<0.13	<0.13	--	--	--	--	--	--
11.03	11.03-AA-051019	05/10/2019	RESAMPLE Outdoor air	<0.099	<0.10	<0.10	<0.099	<0.099	<0.17	<0.14	<0.13	<0.13	--	--	--	--	--	--
11.03	11.03-01-051019	05/10/2019	RESAMPLE Living room air (1st Floor)	<0.099	<0.10	<0.10	<0.099	<0.099	<0.17	<0.14	<0.13	<0.13	--	--	--	--	--	--
11.03	11.03-11-051019	05/10/2019	RESAMPLE Living room air (1st Floor) (Duplicate)	<0.099	<0.10	<0.10	<0.099	<0.099	<0.17	<0.14	<0.13	<0.13	--	--	--	--	--	--
11.03	11.03-02-051019	05/10/2019	RESAMPLE Family room air (1st Floor)	<0.099	<0.10	<0.10	<0.099	<0.099	<0.17	<0.14	<0.13	<0.13	--	--	--	--	--	--
11.03	11.03-03-051019	05/10/2019	RESAMPLE Bathroom (guest) air (1st Floor)	<0.099	<0.10	<0.10	<0.099	<0.099	<0.17	<0.14	<0.13	<0.13	--	--	--	--	--	--
11.03	11.03-04-051019	05/10/2019	RESAMPLE Bedroom (guest) air (1st Floor)	<0.099	<0.10	**0.20**	<0.099	<0.099	<0.17	<0.14	<0.13	<0.13	--	--	--	--	--	--
11.03	PSG-11-15-5 [4]	03/05/2019	Perimeter soil gas-11-15	<8.0	<8.0	<8.0	<8.0	<8.0	**67**	<8.0	**25**	<8.0	--	<80	<80	<80	--	--
11.03	PSG-11-15-15 [4]	03/05/2019	Perimeter soil gas-11-15	<8.0	<8.0	<8.0	<8.0	<8.0	**73**	<8.0	**46**	<8.0	--	<80	<80	<80	--	--
11.03	PSG-11-15-15 REP [4]	03/05/2019	Perimeter soil gas-11-15 (Replicate)	<8.0	<8.0	<8.0	<8.0	<8.0	**76**	<8.0	**49**	<8.0	--	<80	<80	<80	--	--
11.03	11.03-AA-111319	11/13/2019	RESAMPLE Outdoor air	<0.099	<0.10	<0.10	<0.099	<0.099	<0.17	<0.14	<0.13	<0.13	--	--	--	--	--	--
11.03	11.03-01-111319	11/13/2019	RESAMPLE Living room air (1st Floor)	<0.099	<0.10	<0.10	<0.099	<0.099	<0.17	<0.14	<0.13	<0.13	--	--	--	--	--	--
11.03	11.03-02-111319	11/13/2019	RESAMPLE Family room air (1st Floor)	<0.099	<0.10	<0.10	<0.099	<0.099	<0.17	<0.14	<0.13	<0.13	--	--	--	--	--	--
11.03	11.03-03-111319	11/13/2019	RESAMPLE Bathroom (guest) air (1st Floor)	<0.099	<0.10	<0.10	<0.099	<0.099	<0.17	<0.14	<0.13	<0.13	--	--	--	--	--	--
11.03	11.03-04-111319	11/13/2019	RESAMPLE Bedroom (guest) air (1st Floor)	<0.099	<0.10	<0.10	<0.099	<0.099	<0.17	<0.14	<0.13	<0.13	--	--	--	--	--	--
11.03	PSG-11-15-5 [4]	07/15/2019	Perimeter soil gas-11-15	<8.0	<8.0	<8.0	<8.0	<8.0	**103**	<8.0	**33**	<8.0	--	<80	<80	<80	--	--
11.03	PSG-11-15-15 [4]	07/15/2019	Perimeter soil gas-11-15	<8.0	<8.0	<8.0	<8.0	<8.0	**82**	<8.0	**49**	<8.0	--	<80	<80	<80	--	--
11.04	11.04-AA-041019	04/10/2019	Outdoor air	<0.099	<0.10	**0.12**	<0.099	<0.099	<0.17	<0.14	<0.13	<0.13	--	--	--	--	--	--
11.04	11.04-01-041019	04/10/2019	Living room air (1st Floor)	<0.099	<0.10	**0.52**	<0.099	<0.099	<0.17	<0.14	<0.13	<0.13	--	--	--	--	--	--
11.04	11.04-11-041019	04/10/2019	Living room air (1st Floor) (Duplicate)	<0.099	<0.10	**0.53**	<0.099	<0.099	<0.17	<0.14	<0.13	<0.13	--	--	--	--	--	--
11.04	11.04-02-041019	04/10/2019	Bathroom air (1st Floor)	<0.099	<0.10	**0.58**	<0.099	<0.099	<0.17	<0.14	<0.13	<0.13	--	--	--	--	--	--
11.04	11.04-03-041019	04/10/2019	Bedroom air (1st Floor)	<0.099	<0.10	**6.9**	<0.099	<0.099	<0.17	<0.14	<0.13	<0.13	--	--	--	--	--	--
11.04	11.04-04-041019	04/10/2019	Bedroom (master) air (2nd Floor)	<0.099	<0.10	**0.46**	<0.099	<0.099	<0.17	<0.14	<0.13	<0.13	--	--	--	--	--	--
11.04	PSG-11-16-5 [4]	03/05/2019	Perimeter soil gas-11-16	<8.0	<8.0	<8.0	<8.0	<8.0	**88**	<8.0	**98**	<8.0	--	<80	<80	<80	--	--
11.04	PSG-11-16-15 [4]	03/05/2019	Perimeter soil gas-11-16	<8.0	<8.0	<8.0	<8.0	<8.0	**106**	<8.0	**156**	<8.0	--	<80	<80	<80	--	--
11.04	11.04-AA-102320	10/23/2020	RESAMPLE Outdoor air	<0.099	<0.10	<0.10	<0.099	<0.099	<0.17	<0.14	<0.13	<0.13	--	--	--	--	--	--
11.04	11.04-01-102320	10/23/2020	RESAMPLE Living room air (1st Floor)	<0.099	<0.10	**0.82**	<0.099	<0.099	<0.17	**0.15**	<0.13	<0.13	--	--	--	--	--	--
11.04	11.04-02-102320	10/23/2020	RESAMPLE Bathroom air (1st Floor)	<0.099	<0.10	**1.1**	<0.099	<0.099	<0.17	<0.14	<0.13	<0.13	--	--	--	--	--	--
11.04	11.04-03-102320	10/23/2020	RESAMPLE Bedroom air (1st Floor)	<0.099	<0.10	**2.9**	<0.099	<0.099	<0.17	<0.14	<0.13	<0.13	--	--	--	--	--	--
11.04	11.04-04-102320	10/23/2020	RESAMPLE Bedroom (master) air (2nd Floor)	<0.099	<0.10	**0.48**	<0.099	<0.099	<0.17	<0.14	<0.13	<0.13	--	--	--	--	--	--
11.04	PSG-11-16-5 [4]	08/20/2020	Perimeter soil gas-11-16	<8.0	<8.0	<8.0	<8.0	<8.0	**99**	<8.0	**95**	<8.0	--	<80	<80	<80	--	--
11.04	PSG-11-16-15 [4]	08/20/2020	Perimeter soil gas-11-16	<8.0	<8.0	<8.0	<8.0	<8.0	**100**	<8.0	**50**	<8.0	--	<80	<80	<80	--	--
11.05	11.05-AA-030819	03/08/2019	Outdoor air	<0.099	<0.10	<0.10	<0.099	<0.099	<0.17	<0.14	<0.13	<0.13	--	--	--	--	--	--
11.05	11.05-01-030819	03/08/2019	Living room air (1st Floor)	<0.099	<0.10	**0.62**	<0.099	<0.099	<0.17	<0.14	<0.13	<0.13	--	--	--	--	--	--
11.05	11.05-11-030819	03/08/2019	Living room air (1st Floor) (Duplicate)	<0.099	<0.10	**0.63**	<0.099	<0.099	<0.17	<0.14	<0.13	<0.13	--	--	--	--	--	--
11.05	11.05-02-030819	03/08/2019	Bathroom air (1st Floor)	<0.099	<0.10	**0.71**	<0.099	<0.099	<0.17	<0.14	<0.13	<0.13	--	--	--	--	--	--
11.05	11.05-03-030819	03/08/2019	Bedroom (master) air (2nd Floor)	<0.099	<0.10	**1.2**	<0.099	<0.099	**0.18**	<0.14	<0.13	<0.13	--	--	--	--	--	--
11.05	11.05-04-030819	03/08/2019	Bedroom air (2nd Floor)	<0.099	<0.10	**0.11**	<0.099	<0.099	<0.17	<0.14	<0.13	<0.13	--	--	--	--	--	--
11.05	PSG-11-17-5 [4]	03/05/2019	Perimeter soil gas-11-17	<8.0	<8.0	<8.0	<8.0	<8.0	**44**	<8.0	<8.0	<8.0	--	<80	<80	<80	--	--
11.05	PSG-11-17-15 [4]	03/05/2019	Perimeter soil gas-11-17	<8.0	<8.0	<8.0	<8.0	<8.0	**240**	<8.0	**1,040**	<8.0	--	<80	<80	<80	--	--
11.05	11.05-AA-110619	11/06/2019	RESAMPLE Outdoor air	<0.099	<0.10	<0.10	<0.099	<0.099	<0.17	<0.14	<0.13	<0.13	--	--	--	--	--	--
11.05	11.05-01-110619	11/06/2019	RESAMPLE Living room air (1st Floor)	<0.099	<0.10	**0.33**	<0.099	<0.099	<0.17	<0.14	<0.13	<0.13	--	--	--	--	--	--
11.05	11.05-02-110619	11/06/2019	RESAMPLE Bathroom air (1st Floor)	<0.099	<0.10	**0.71**	<0.099	<0.099	<0.17	<0.14	<0.13	<0.13	--	--	--	--	--	--
11.05	11.05-03-110619	11/06/2019	RESAMPLE Bedroom (master) air (2nd Floor)	<0.099	<0.10	**0.32**	<0.099	<0.099	<0.17	<0.14	<0.13	<0.13	--	--	--	--	--	--
11.05	11.05-04-110619	11/06/2019	RESAMPLE Bedroom air (2nd Floor)	<0.099	<0.10	**0.24**	<0.099	<0.099	**0.18**	<0.14	<0.13	<0.13	--	--	--	--	--	--
11.05	PSG-11-17-5 [4]	07/16/2019	Perimeter soil gas-11-17	<8.0	<8.0	<8.0	<8.0	<8.0	**88**	<8.0	<8.0	<8.0	--	<80	<80	<80	--	--
11.05	PSG-11-17-15 [4]	07/16/2019	Perimeter soil gas-11-17	<8.0	<8.0	<8.0	<8.0	<8.0	**260**	<8.0	**993**	<8.0	--	<80	<80	<80	--	--
11.06	11.06-AA-051719	05/17/2019	Outdoor air	<0.099	<0.10	<0.10	<0.099	<0.099	<0.17	<0.14	<0.13	<0.13	--	--	--	--	--	--
11.06	11.06-01-051719	05/17/2019	Family room air (1st Floor)	<0.099	<0.10	**0.37**	<0.099	<0.099	**0.21**	<0.14	<0.13	<0.13	--	--	--	--	--	--
11.06	11.06-11-051719	05/17/2019	Family room air (1st Floor) (Duplicate)	<0.099	<0.10	**0.37**	<0.099	<0.099	**0.22**	<0.14	<0.13	<0.13	--	--	--	--	--	--
11.06	11.06-02-051719	05/17/2019	Living room air (1st Floor)	<0.099	<0.10	**0.61**	<0.099	<0.099	**0.27**	<0.14	<0.13	<0.13	--	--	--	--	--	--
11.06	11.06-03-051719	05/17/2019	Bathroom air (1st Floor)	<0.099	<0.10	**0.58**	<0.099	<0.099	**0.37**	<0.14	<0.13	<0.13	--	--	--	--	--	--

TABLE A-6

HISTORICAL RESIDENTIAL INDOOR AIR AND SOIL GAS SAMPLING RESULTS
Former Ford Aeronutronic Facility
Newport Beach, California

Building ID	Sample ID	Date [2]	Location Description	Volatile Organic Compounds [1] (µg/m³)									Leak Detection Compounds [1]					
				1,1-DCE	1,1-DCA	1,2-DCA	cis-1,2-DCE	trans-1,2-DCE	PCE	1,1,1-TCA	TCE	Vinyl Chloride	Helium (ppmv)	Heptane (µg/m³)	Hexane (µg/m³)	Pentane (µg/m³)	TFA (µg/m³)	DFA (µg/m³)
11.06	11.06-04-051719	05/17/2019	Bedroom (master) air (2nd Floor)	<0.099	<0.10	**0.27**	<0.099	<0.099	<0.17	<0.14	<0.13	<0.13	--	--	--	--	--	--
11.06	PSG-11-17-5 [4]	03/05/2019	Perimeter soil gas-11-17	<8.0	<8.0	<8.0	<8.0	<8.0	**44**	<8.0	<8.0	<8.0	--	<80	<80	<80	--	--
11.06	PSG-11-17-15 [4]	03/05/2019	Perimeter soil gas-11-17	<8.0	<8.0	<8.0	<8.0	<8.0	**240**	<8.0	**1,040**	<8.0	--	<80	<80	<80	--	--
11.06	11.06-AA-020520	02/05/2020	RESAMPLE Outdoor air	<0.099	<0.10	<0.10	<0.099	<0.099	<0.17	<0.14	<0.13	<0.13	--	--	--	--	--	--
11.06	11.06-01-020520	02/05/2020	RESAMPLE Family room air (1st Floor)	<0.099 UJ	<0.10 UJ	**0.23 J**	<0.099 UJ	<0.099 UJ	<0.17 UJ	<0.14 UJ	<0.13 UJ	<0.13 UJ	--	--	--	--	--	--
11.06	11.06-11-020520	02/05/2020	RESAMPLE Family room air (1st Floor) (Duplicate)	<0.099	<0.10	**0.26**	<0.099	<0.099	<0.17	<0.14	<0.13	<0.13	--	--	--	--	--	--
11.06	11.06-02-020520	02/05/2020	RESAMPLE Living room air (1st Floor)	<0.099	<0.10	**0.17**	<0.099	<0.099	**0.19**	<0.14	<0.13	<0.13	--	--	--	--	--	--
11.06	11.06-03-020520	02/05/2020	RESAMPLE Bathroom air (1st Floor)	<0.099	<0.10	**0.22**	<0.099	<0.099	**0.24**	<0.14	<0.13	<0.13	--	--	--	--	--	--
11.06	11.06-04-020520	02/05/2020	RESAMPLE Bedroom (master) air (2nd Floor)	<0.099	<0.10	**0.16**	<0.099	<0.099	**0.17**	<0.14	<0.13	<0.13	--	--	--	--	--	--
11.06	PSG-11-17-5 [4]	01/28/2020	Perimeter soil gas-11-17	<8.0	<8.0	<8.0	<8.0	<8.0	**38**	<8.0	<8.0	<8.0	--	<80	<80	<80	--	--
11.06	PSG-11-17-15 [4]	01/28/2020	Perimeter soil gas-11-17	<8.0	<8.0	<8.0	<8.0	<8.0	**243**	<8.0	**928**	<8.0	--	<80	<80	<80	--	--
11.07	11.07-AA-050819	05/08/2019	Outdoor air	<0.099	<0.10	<0.10	<0.099	<0.099	<0.17	<0.14	<0.13	<0.13	--	--	--	--	--	--
11.07	11.07-01-050819	05/08/2019	Family room air (1st Floor)	<0.099	<0.10	**0.45**	<0.099	<0.099	<0.17	<0.14	<0.13	<0.13	--	--	--	--	--	--
11.07	11.07-11-050819	05/08/2019	Family room air (1st Floor) (Duplicate)	<0.099	<0.10	**0.50**	<0.099	<0.099	<0.17	<0.14	<0.13	<0.13	--	--	--	--	--	--
11.07	11.07-02-050819	05/08/2019	Bathroom air (1st Floor)	<0.099	<0.10	**1.5**	<0.099	<0.099	<0.17	<0.14	<0.13	<0.13	--	--	--	--	--	--
11.07	11.07-03-050819	05/08/2019	Living room air (1st Floor)	<0.099	<0.10	**0.74**	<0.099	<0.099	<0.17	<0.14	<0.13	<0.13	--	--	--	--	--	--
11.07	11.07-04-050819	05/08/2019	Bedroom (master) air (2nd Floor)	<0.099	<0.10	**0.72**	<0.099	<0.099	**0.33**	<0.14	<0.13	<0.13	--	--	--	--	--	--
11.07	PSG-11-18-5 [4]	03/05/2019	Perimeter soil gas-11-18	<8.0 R	<8.0 R	<8.0 R	<8.0 R	<8.0 R	**69 R**	<8.0 R	**1,260 R**	<8.0 R	--	**15,400**	**15,400**	**28,500**	**--**	--
11.07	PSG-11-18-15 [4]	03/05/2019	Perimeter soil gas-11-18	<8.0	<8.0	<8.0	<8.0	<8.0	**180**	<8.0	**3,310**	<8.0	--	<80	<80	<80	--	--
11.07	11.07-AA-020620	02/06/2020	RESAMPLE Outdoor air	<0.099	<0.10	<0.10	<0.099	<0.099	<0.17	<0.14	<0.13	<0.13	--	--	--	--	--	--
11.07	11.07-01-020620	02/06/2020	RESAMPLE Family room air (1st Floor)	<0.099	<0.10	**0.33**	<0.099	<0.099	**0.18**	<0.14	<0.13	<0.13	--	--	--	--	--	--
11.07	11.07-11-020620	02/06/2020	RESAMPLE Family room air (1st Floor) (Duplicate)	<0.099	<0.10	**0.32**	<0.099	<0.099	**0.18**	<0.14	<0.13	<0.13	--	--	--	--	--	--
11.07	11.07-02-020620	02/06/2020	RESAMPLE Bathroom air (1st Floor)	<0.099	<0.10	**0.29**	<0.099	<0.099	<0.17	<0.14	<0.13	<0.13	--	--	--	--	--	--
11.07	11.07-03-020620	02/06/2020	RESAMPLE Living room air (1st Floor)	<0.099	<0.10	**0.54**	<0.099	<0.099	**0.29**	<0.14	<0.13	<0.13	--	--	--	--	--	--
11.07	11.07-04-020620	02/06/2020	RESAMPLE Bedroom (master) air (2nd Floor)	<0.099	<0.10	**0.27**	<0.099	<0.099	**0.35**	<0.14	<0.13	<0.13	--	--	--	--	--	--
11.07	PSG-11-18-5 [4]	01/28/2020	Perimeter soil gas-11-18	<8.0	<8.0	<8.0	<8.0	<8.0	**80**	<8.0	**1,080**	<8.0	--	<80	<80	<80	--	--
11.07	PSG-11-18-15 [4]	01/28/2020	Perimeter soil gas-11-18	<8.0	<8.0	<8.0	<8.0	<8.0	**181**	<8.0	**2,900**	<8.0	--	<80	<80	<80	--	--
11.07	11.07-AA-111921	11/19/2021	RESAMPLE Outdoor air	<0.099	<0.10	<0.10	<0.099	<0.099	<0.17	<0.14	<0.13	<0.13	--	--	--	--	--	--
11.07	11.07-01-111921	11/19/2021	RESAMPLE Family room air (1st Floor)	<0.099	<0.10	**0.14**	<0.099	<0.099	<0.17	<0.14	<0.13	<0.13	--	--	--	--	--	--
11.07	11.07-02-111921	11/19/2021	RESAMPLE Bathroom air (1st Floor)	<0.099	<0.10	**0.19**	<0.099	<0.099	**0.18**	<0.14	**0.20**	<0.13	--	--	--	--	--	--
11.07	11.07-03-111921	11/19/2021	RESAMPLE Living room air (1st Floor)	<0.099	<0.10	**0.42**	<0.099	<0.099	**0.19**	<0.14	<0.13	<0.13	--	--	--	--	--	--
11.07	11.07-04-111921	11/19/2021	RESAMPLE Bedroom (master) air (2nd Floor)	<0.099	<0.10	**0.21**	<0.099	<0.099	<0.17	<0.14	<0.13	<0.13	--	--	--	--	--	--
11.07	PSG-11-18-5 [4]	09/09/2021	Perimeter soil gas-11-18 air	<8.0	<8.0	<8.0	<8.0	<8.0	**137**	<8.0	**1,610**	<8.0	--	<80	<80	<80	--	--
11.07	PSG-11-18-15 [4]	09/09/2021	Perimeter soil gas-11-18 air	**3.0 J**	<8.0	<8.0	<8.0	<8.0	**165**	<8.0	**3,140**	<8.0	--	<80	<80	<80	--	--
11.08	11.08-AA-033022	03/30/2022	Outdoor air	**0.36**	<0.10	<0.10	<0.20	<0.099	<0.17	<0.14	<0.13	<0.13	--	--	--	--	--	--
11.08	11.08-01-033022	03/30/2022	Living room air (1st Floor)	<0.099	<0.10	**0.30**	<0.20	<0.099	**3.2**	<0.14	**0.30**	<0.13	--	--	--	--	--	--
11.08	11.08-02-033022	03/30/2022	Bedroom (master) air (1st Floor)	<0.099	<0.10	**0.30**	<0.20	<0.099	**3.2**	<0.14	**0.31**	<0.13	--	--	--	--	--	--
11.08	11.08-03-033022	03/30/2022	Bathroom air (1st Floor)	<0.099	<0.10	**0.41**	<0.20	<0.099	**3.4**	<0.14	**0.54**	<0.13	--	--	--	--	--	--
11.08	11.08-04-033022	03/30/2022	Bedroom air (1st Floor)	<0.099	<0.10	**0.66**	<0.20	<0.099	**4.4**	<0.14	**0.53**	<0.13	--	--	--	--	--	--
11.08	PSG-11-18-5 [4]	01/19/2022	Perimeter soil gas-11-18 air	<4.0	<4.0	<4.0	<4.0	<4.0	**74**	<4.0	**1,140 J+**	<4.0	--	<40	<40	<40	--	--
11.08	PSG-11-18-15 [4]	01/19/2022	Perimeter soil gas-11-18 air	**5.0**	<4.0	<4.0	<4.0	<4.0	**144**	<4.0	**3,200 J+**	<4.0	--	<40	<40	<40	--	--
11.08	11.08-AA-050622	05/06/2022	RESAMPLE Outdoor air	<0.099	<0.10	<0.10	<0.20	<0.099	<0.17	<0.14	<0.13	<0.13	--	--	--	--	--	--
11.08	11.08-01-050622	05/06/2022	RESAMPLE Living room air (1st Floor)	<0.099	<0.10	**0.13**	<0.20	<0.099	**1.0**	<0.14	**0.16**	<0.13	--	--	--	--	--	--
11.08	11.08-02-050622	05/06/2022	RESAMPLE Bedroom (master) air (1st Floor)	<0.099	<0.10	**0.14**	<0.20	<0.099	**0.79**	<0.14	**0.13**	<0.13	--	--	--	--	--	--
11.08	11.08-03-050622	05/06/2022	RESAMPLE Bathroom air (1st Floor)	<0.099	<0.10	**0.13**	<0.20	<0.099	**1.0**	<0.14	**0.29**	<0.13	--	--	--	--	--	--
11.08	11.08-04-050622	05/06/2022	RESAMPLE Bedroom air (1st Floor)	<0.099	<0.10	<0.10	<0.20	<0.099	**0.36**	<0.14	<0.13	<0.13	--	--	--	--	--	--
11.08	PSG-11-18-5 [4]	05/06/2022	Perimeter soil gas-11-18 air	<4.0	<4.0	<4.0	<4.0	<4.0	**80**	<4.0	**1,240**	<4.0	--	<40	<40	<40	--	--
11.08	PSG-11-18-15 [4]	05/06/2022	Perimeter soil gas-11-18 air	**5.0**	<4.0	<4.0	<4.0	<4.0	**128**	<4.0	**2,870**	<4.0	--	<40	<40	<40	--	--
11.08	11.08-AA-111822	11/18/2022	RESAMPLE Outdoor air	<0.099	<0.10	<0.10	<0.20	<0.099	<0.17	<0.14	<0.13	<0.13	--	--	--	--	--	--
11.08	11.08-01-111822	11/18/2022	RESAMPLE Living room air (1st Floor)	<0.099	<0.10	**0.35**	<0.20	<0.099	**1.2**	<0.14	**0.38**	<0.13	--	--	--	--	--	--
11.08	11.08-11-111822	11/18/2022	RESAMPLE Living room air (1st Floor) (Replicate)	<0.099	<0.10	**0.33**	<0.20	<0.099	**1.2**	<0.14	**0.39**	<0.13	--	--	--	--	--	--
11.08	11.08-02-111822	11/18/2022	RESAMPLE Bedroom (master) air (1st Floor)	<0.099	<0.10	**0.34**	<0.20	<0.099	**1.1**	<0.14	**1.4**	<0.13	--	--	--	--	--	--
11.08	11.08-03-111822	11/18/2022	RESAMPLE Bathroom air (1st Floor)	<0.099 UJ	<0.10 UJ	**0.15 J**	<0.20 UJ	<0.099 UJ	**0.70 J**	<0.14 UJ	**0.64 UJ**	<0.13 J	--	--	--	--	--	--
11.08	11.08-04-111822	11/18/2022	RESAMPLE Bedroom air (1st Floor)	<0.099	<0.10	**0.26**	<0.20	<0.099	**1.4**	<0.14	**0.57**	<0.13	--	--	--	--	--	--
11.08	PSG-11-18-5 [4]	08/26/2022	Parcel 11, perimeter soil gas-11-18	<100	<100	<20	<100	<100	**110**	<100	**1,200**	<10	--	--	--	--	--	<100
11.08	PSG-11-18-15 [4]	08/26/2022	Parcel 11, perimeter soil gas-11-18	<100	<100	<20	<100	<100	**120**	<100	**2,100**	<10	--	--	--	--	--	<100

TABLE A-6

HISTORICAL RESIDENTIAL INDOOR AIR AND SOIL GAS SAMPLING RESULTS
Former Ford Aeronutronic Facility
Newport Beach, California

Building ID	Sample ID	Date [2]	Location Description	Volatile Organic Compounds [1] (µg/m³)									Leak Detection Compounds [1]					
				1,1-DCE	1,1-DCA	1,2-DCA	cis-1,2-DCE	trans-1,2-DCE	PCE	1,1,1-TCA	TCE	Vinyl Chloride	Helium (ppmv)	Heptane (µg/m³)	Hexane (µg/m³)	Pentane (µg/m³)	TFA (µg/m³)	DFA (µg/m³)
11.09	11.09-AA-030819	03/08/2019	Outdoor air	<0.099	<0.10	<0.10	<0.099	<0.099	<0.17	<0.14	<0.13	<0.13	--	--	--	--	--	--
11.09	11.09-01-030819	03/08/2019	Living room air (1st Floor)	<0.099	<0.10	<0.10	<0.099	<0.099	<0.17	**0.54**	<0.13	<0.13	--	--	--	--	--	--
11.09	11.09-02-030819	03/08/2019	Bathroom air (1st Floor)	<0.099	<0.10	<0.10	<0.099	<0.099	<0.17	**0.2**	<0.13	<0.13	--	--	--	--	--	--
11.09	11.09-03-030819	03/08/2019	Bedroom (master) air (1st Floor)	<0.099	<0.10	<0.10	<0.099	<0.099	<0.17	**0.17**	<0.13	<0.13	--	--	--	--	--	--
11.09	11.09-04-030819	03/08/2019	Bathroom (master) air (1st Floor)	<0.099	<0.10	<0.10	<0.099	<0.099	**0.23**	**0.18**	<0.13	<0.13	--	--	--	--	--	--
11.09	PSG-11-19-5 [4]	03/04/2019	Perimeter soil gas-11-19	**17**	<8.0	<8.0	<8.0	<8.0	**90**	<8.0	**4,150**	<8.0	--	<80	<80	<80	--	--
11.09	PSG-11-19-15 [4]	03/04/2019	Perimeter soil gas-11-19	**75**	<8.0	<8.0	<8.0	<8.0	**231**	<8.0	**11,700**	<8.0	--	<80	<80	<80	--	--
11.09	11.09-AA-101819	10/18/2019	RESAMPLE Outdoor air	<0.099	<0.10	<0.10	<0.099	<0.099	<0.17	<0.14	<0.13	<0.13	--	--	--	--	--	--
11.09	11.09-01-101819	10/18/2019	RESAMPLE Living room air (1st Floor)	<0.099 UJ	<0.10 UJ	<0.10 UJ	<0.099 UJ	<0.099 UJ	<0.17 UJ	**0.39 J**	<0.13 UJ	<0.13 UJ	--	--	--	--	--	--
11.09	11.09-11-101819	10/18/2019	RESAMPLE Living room air (1st Floor) (Duplicate)	<0.099	<0.10	<0.10	<0.099	<0.099	<0.17	**0.41**	<0.13	<0.13	--	--	--	--	--	--
11.09	11.09-02-101819	10/18/2019	RESAMPLE Bathroom air (1st Floor)	<0.099	<0.10	<0.10	<0.099	<0.099	<0.17	**0.14**	<0.13	<0.13	--	--	--	--	--	--
11.09	11.09-03-101819	10/18/2019	RESAMPLE Bedroom (master) air (1st Floor)	<0.099	<0.10	<0.10	<0.099	<0.099	<0.17	**0.17**	<0.13	<0.13	--	--	--	--	--	--
11.09	11.09-04-101819	10/18/2019	RESAMPLE Bathroom (master) air (1st Floor)	<0.099	<0.10	<0.10	<0.099	<0.099	<0.17	**0.15**	<0.13	<0.13	--	--	--	--	--	--
11.09	PSG-11-19-5 [4]	07/16/2019	Perimeter soil gas-11-19	**48**	<8.0	<8.0	<8.0	<8.0	**215**	<8.0	**9,830**	<8.0	--	<80	<80	<80	--	--
11.09	PSG-11-19-15 [4]	07/16/2019	Perimeter soil gas-11-19	<8.0	<8.0	<8.0	<8.0	<8.0	**173**	<8.0	**5,980**	<8.0	--	<80	<80	<80	--	--
11.09	11.09-AA-041322	04/13/2022	RESAMPLE Outdoor air	<0.099	<0.10	<0.10	<0.20	<0.099	<0.17	<0.14	<0.13	<0.13	--	--	--	--	--	--
11.09	11.09-01-041322	04/13/2022	RESAMPLE Living room air (1st Floor)	<0.099	<0.10	<0.10	<0.20	<0.099	<0.17	**0.37**	<0.13	<0.13	--	--	--	--	--	--
11.09	11.09-11-041322	04/13/2022	RESAMPLE Living room air (1st Floor) (Replicate)	<0.25	<0.25	<0.25	<0.49	<0.25	<0.42	**0.38**	<0.33	<0.32	--	--	--	--	--	--
11.09	11.09-02-041322	04/13/2022	RESAMPLE Bathroom air (1st Floor)	<0.099	<0.10	<0.10	<0.20	<0.099	<0.17	**0.17**	<0.13	<0.13	--	--	--	--	--	--
11.09	11.09-03-041322	04/13/2022	RESAMPLE Bedroom (master) air (1st Floor)	<0.099	<0.10	<0.10	<0.20	<0.099	<0.17	**0.20**	<0.13	<0.13	--	--	--	--	--	--
11.09	11.09-04-041322	04/13/2022	RESAMPLE Bathroom (master) air (1st Floor)	<0.099	<0.10	<0.10	<0.20	<0.099	<0.17	**0.21**	<0.13	<0.13	--	--	--	--	--	--
11.09	PSG-11-19-5 [4]	05/06/2022	Perimeter soil gas-11-19 air	**5.0**	<4.0	<4.0	<4.0	<4.0	**98**	<4.0	**4,170**	<4.0	--	<40	<40	<40	--	--
11.09	PSG-11-19-15 [4]	05/06/2022	Perimeter soil gas-11-19 air	**31**	<4.0	<4.0	<4.0	<4.0	**135**	<4.0	**7,550**	<4.0	--	<40	<40	<40	--	--
11.10	11.10-AA-081618	08/17/2018	Outdoor air	<0.099	<0.10	<0.10	<0.099	<0.099	<0.17	<0.14	<0.13	<0.13	--	--	--	--	--	--
11.10	11.10-01-081618	08/17/2018	Dining room air (1st Floor)	<0.10	<0.10	<0.10	<0.10	<0.10	<0.17	<0.14	<0.14	<0.13	--	--	--	--	--	--
11.10	11.10-02-081618	08/17/2018	Living room air (1st Floor)	<0.099	<0.10	<0.10	<0.099	<0.099	<0.17	<0.14	<0.13	<0.13	--	--	--	--	--	--
11.10	11.10-03-081618	08/17/2018	Bedroom air (2nd Floor)	<0.099	<0.10	<0.10	<0.099	<0.099	<0.17	<0.14	<0.13	<0.13	--	--	--	--	--	--
11.10	11.10-04-081618	08/17/2018	Bathroom air (1st Floor)	<0.099	<0.10	<0.10	<0.099	<0.099	<0.17	<0.14	<0.13	<0.13	--	--	--	--	--	--
11.10	11.10-AA-030119	03/01/2019	RESAMPLE Outdoor air	<0.099	<0.10	<0.10	<0.099	<0.099	<0.17	<0.14	<0.13	<0.13	--	--	--	--	--	--
11.10	11.10-01-030119	03/01/2019	RESAMPLE Living room air (1st Floor)	<0.099	<0.10	**0.13**	<0.099	<0.099	**0.20**	<0.14	<0.13	<0.13	--	--	--	--	--	--
11.10	11.10-02-030119	03/01/2019	RESAMPLE Bathroom air (1st Floor)	<0.099	<0.10	**0.13**	<0.099	<0.099	**0.25**	<0.14	**0.24**	<0.13	--	--	--	--	--	--
11.10	11.10-03-030119	03/01/2019	RESAMPLE Bedroom (guest) air (2nd Floor)	<0.099	<0.10	**0.12**	<0.099	<0.099	**0.17**	<0.14	<0.13	<0.13	--	--	--	--	--	--
11.10	11.10-04-030119	03/01/2019	RESAMPLE Bathroom (guest) air (2nd Floor)	<0.099	<0.10	**0.12**	<0.099	<0.099	<0.17	<0.14	<0.13	<0.13	--	--	--	--	--	--
11.10	PSG-11-20-5 [4]	03/04/2019	Perimeter soil gas-11-20	**38**	<8.0	<8.0	<8.0	<8.0	**82**	<8.0	**3,400**	<8.0	--	<80	<80	<80	--	--
11.10	PSG-11-20-15 [4]	03/04/2019	Perimeter soil gas-11-20	**282**	<8.0	<8.0	**151**	<8.0	**245**	<8.0	**15,200**	<8.0	--	<80	<80	<80	--	--
11.10	11.10-AA-111319	11/13/2019	RESAMPLE Outdoor air	<0.099 UJ	<0.10 UJ	<0.10 UJ	<0.099 UJ	<0.099 UJ	<0.17 UJ	<0.14 UJ	<0.13 UJ	<0.13 UJ	--	--	--	--	--	--
11.10	11.10-01-111319	11/13/2019	RESAMPLE Living room air (1st Floor)	<0.099	<0.10	<0.10	<0.099	<0.099	**0.20**	<0.14	<0.13	<0.13	--	--	--	--	--	--
11.10	11.10-11-111319	11/13/2019	RESAMPLE Living room air (1st Floor) (Duplicate)	<0.099	<0.10	<0.10	<0.099	<0.099	**0.17**	<0.14	<0.13	<0.13	--	--	--	--	--	--
11.10	11.10-02-111319	11/13/2019	RESAMPLE Bathroom air (1st Floor)	<0.099	<0.10	<0.10	<0.099	<0.099	**0.18**	<0.14	<0.13	<0.13	--	--	--	--	--	--
11.10	11.10-03-111319	11/13/2019	RESAMPLE Bedroom (guest) air (2nd Floor)	<0.099	<0.10	<0.10	<0.099	<0.099	<0.17	<0.14	<0.13	<0.13	--	--	--	--	--	--
11.10	11.10-04-111319	11/13/2019	RESAMPLE Bathroom (guest) air (2nd Floor)	<0.099	<0.10	<0.10	<0.099	<0.099	<0.17	<0.14	<0.13	<0.13	--	--	--	--	--	--
11.10	PSG-11-20-5 [4]	07/16/2019	Perimeter soil gas-11-20	**17**	<8.0	<8.0	<8.0	<8.0	**116**	<8.0	**4,530**	<8.0	--	<80	<80	<80	--	--
11.10	PSG-11-20-15 [4]	07/16/2019	Perimeter soil gas-11-20	**200**	<8.0	<8.0	<8.0	<8.0	**256**	<8.0	**13,280**	<8.0	--	<80	<80	<80	--	--
11.12	11.12-AA-022719	02/27/2019	Outdoor air	<0.099	<0.10	<0.10	<0.099	<0.099	<0.17	<0.14	<0.13	<0.13	--	--	--	--	--	--
11.12	11.12-01-022719	02/27/2019	Family room air (1st Floor)	<0.099	<0.10	**1.2**	<0.099	<0.099	<0.17	<0.14	**0.51**	<0.13	--	--	--	--	--	--
11.12	11.12-02-022719	02/27/2019	Bathroom air (1st Floor)	<0.099	<0.10	**1.1**	<0.099	<0.099	**0.19**	<0.14	**0.71**	<0.13	--	--	--	--	--	--
11.12	11.12-03-022719	02/27/2019	Bedroom (master) air (2nd Floor)	<0.099	<0.10	**1.2**	<0.099	<0.099	<0.17	<0.14	**0.52**	<0.13	--	--	--	--	--	--
11.12	11.12-04-022719	02/27/2019	Bedroom air (2nd Floor)	<0.099	<0.10	**1.3**	<0.099	<0.099	<0.17	<0.14	**0.54**	<0.13	--	--	--	--	--	--
11.12	11.06-AA-051719 [6]	05/17/2019	RESAMPLE Outdoor air	<0.099	<0.10	<0.10	<0.099	<0.099	<0.17	<0.14	<0.13	<0.13	--	--	--	--	--	--
11.12	11.12-01-051719	05/17/2019	RESAMPLE Family room air (1st Floor)	<0.099	<0.10	**1.2**	<0.099	<0.099	<0.17	<0.14	**0.29**	<0.13	--	--	--	--	--	--
11.12	11.12-02-051719	05/17/2019	RESAMPLE Bathroom air (1st Floor)	<0.099	<0.10	**1.5**	<0.099	<0.099	<0.17	<0.14	**0.43**	<0.13	--	--	--	--	--	--
11.12	11.12-03-051719	05/17/2019	RESAMPLE Bedroom (master) air (2nd Floor)	<0.099	<0.10	**1.4**	<0.099	<0.099	<0.17	<0.14	**0.20**	<0.13	--	--	--	--	--	--
11.12	11.12-04-051719	05/17/2019	RESAMPLE Bedroom air (2nd Floor)	<0.099	<0.10	**1.6**	<0.099	<0.099	<0.17	<0.14	**0.17**	<0.13	--	--	--	--	--	--
11.12	PSG-11-21-5 [4]	03/04/2019	Perimeter soil gas-11-21	**106**	<8.0	<8.0	<8.0	<8.0	**79**	<8.0	**3,010**	<8.0	--	<80	<80	<80	--	--
11.12	PSG-11-21-15 [4]	03/04/2019	Perimeter soil gas-11-21	**1,120**	**7.0 J**	**43**	**12**	<8.0	**515**	<8.0	**33,900**	<8.0	--	<80	<80	<80	--	--
11.12	11.12-AA-110420	11/04/2020	RESAMPLE Outdoor air	<0.099	<0.10	<0.10	<0.099	<0.099	<0.17	<0.14	<0.13	<0.13	--	--	--	--	--	--

TABLE A-6

HISTORICAL RESIDENTIAL INDOOR AIR AND SOIL GAS SAMPLING RESULTS
Former Ford Aeronutronic Facility
Newport Beach, California

Building ID	Sample ID	Date [2]	Location Description	Volatile Organic Compounds [1] (µg/m³)									Leak Detection Compounds [1]					
				1,1-DCE	1,1-DCA	1,2-DCA	cis-1,2-DCE	trans-1,2-DCE	PCE	1,1,1-TCA	TCE	Vinyl Chloride	Helium (ppmv)	Heptane (µg/m³)	Hexane (µg/m³)	Pentane (µg/m³)	TFA (µg/m³)	DFA (µg/m³)
11.12	11.12-01-110420	11/04/2020	RESAMPLE Family room air (1st Floor)	<0.099	<0.10	**0.95**	<0.099	<0.099	**0.19**	<0.14	<0.13	<0.13	--	--	--	--	--	--
11.12	11.12-02-110420	11/04/2020	RESAMPLE Bathroom air (1st Floor)	<0.099	<0.10	**1.4**	<0.099	<0.099	<0.17	<0.14	**0.18**	<0.13	--	--	--	--	--	--
11.12	11.12-03-110420	11/04/2020	RESAMPLE Bedroom (master) air (2nd Floor)	<0.099	<0.10	**1.7**	<0.099	<0.099	<0.17	<0.14	<0.13	<0.13	--	--	--	--	--	--
11.12	11.12-04-110420	11/04/2020	RESAMPLE Bedroom air (2nd Floor)	<0.099	<0.10	**1.8**	<0.099	<0.099	<0.17	<0.14	**0.13**	<0.13	--	--	--	--	--	--
11.12	PSG-11-21-5 [4]	08/21/2020	Perimeter soil gas-11-21	**110**	<8.0	<8.0	<8.0	<8.0	**200**	<8.0	**9,360**	<8.0	--	<80	<80	<80	--	--
11.12	PSG-11-21-15 [4]	08/21/2020	Perimeter soil gas-11-21	**693**	<8.0	**43**	**15**	**5.0 J**	**476**	<8.0	**26,800**	<8.0	--	<80	<80	<80	--	--
11.12	11.12-AA-052121	05/21/2021	RESAMPLE Outdoor air	<0.099	<0.10	<0.10	<0.099	<0.099	<0.17	<0.14	<0.13	<0.13	--	--	--	--	--	--
11.12	11.12-01-052121	05/21/2021	RESAMPLE Family room air (1st Floor)	<0.099	<0.10	**0.67**	<0.099	<0.099	<0.17	<0.14	**0.25**	<0.13	--	--	--	--	--	--
11.12	11.12-02-052121	05/21/2021	RESAMPLE Bathroom air (1st Floor)	<0.099	<0.10	**0.74**	<0.099	<0.099	<0.17	<0.14	**0.28**	<0.13	--	--	--	--	--	--
11.12	11.12-03-052121	05/21/2021	RESAMPLE Bedroom (master) air (2nd Floor)	<0.099	<0.10	**0.66**	<0.099	<0.099	<0.17	<0.14	**0.14**	<0.13	--	--	--	--	--	--
11.12	11.12-04-052121	05/21/2021	RESAMPLE Bedroom air (2nd Floor)	<0.099	<0.10	**0.49**	<0.099	<0.099	<0.17	<0.14	<0.13	<0.13	--	--	--	--	--	--
11.12	PSG-11-21-5 [4]	05/28/2021	Perimeter soil gas-11-21 air	**169**	<8.0	<8.0	<8.0	<8.0	**227**	<8.0	**10,600**	<8.0	--	<80	<80	<80	--	--
11.12	PSG-11-21-15 [4]	05/28/2021	Perimeter soil gas-11-21 air	**731**	**9.0**	**30**	**10**	<8.0	**395**	<8.0	**25,200**	<8.0	--	<80	<80	<80	--	--
11.12	11.12-AA-052022	05/20/2022	RESAMPLE Outdoor air	<0.099	<0.10	<0.10	<0.20	<0.099	<0.17	<0.14	<0.13	<0.13	--	--	--	--	--	--
11.12	11.12-01-052022	05/20/2022	RESAMPLE Family room air (1st Floor)	<0.099	<0.10	**1.4**	<0.20	<0.099	<0.17	<0.14	**0.57**	<0.13	--	--	--	--	--	--
11.12	11.12-02-052022	05/20/2022	RESAMPLE Bathroom air (1st Floor)	<0.099	<0.10	**1.2**	<0.20	<0.099	<0.17	<0.14	**0.76**	<0.13	--	--	--	--	--	--
11.12	11.12-03-052022	05/20/2022	RESAMPLE Bedroom (master) air (2nd Floor)	<0.099	<0.10	**0.89**	<0.20	<0.099	<0.17	<0.14	**0.33**	<0.13	--	--	--	--	--	--
11.12	11.12-04-052022	05/20/2022	RESAMPLE Bedroom air (2nd Floor)	<0.099	<0.10	**0.79**	<0.20	<0.099	<0.17	<0.14	**0.20**	<0.13	--	--	--	--	--	--
11.12	PSG-11-21-5 [4]	05/06/2022	Perimeter soil gas-11-21 air	**110**	<4.0	<4.0	<4.0	<4.0	**136**	<4.0	**6,440**	<4.0	--	<40	<40	<40	--	--
11.12	PSG-11-21-15 [4]	05/06/2022	Perimeter soil gas-11-21 air	**598**	**6.0**	**18**	**11**	**4.0**	**318**	<4.0	**22,200**	<4.0	--	<40	<40	<40	--	--
11.13	11.13-AA-030619	03/06/2019	Outdoor air	<0.099 UJ	<0.10 UJ	<0.10 UJ	<0.099 UJ	<0.099 UJ	<0.17 UJ	<0.14 UJ	<0.13 UJ	<0.13 UJ	--	--	--	--	--	--
11.13	11.13-01-030619	03/06/2019	Living room air (1st Floor)	**0.14**	<0.10	**0.20**	<0.099	<0.099	<0.17	<0.14	**2.4 J**	<0.13	--	--	--	--	--	--
11.13	11.13-11-030619 [7]	03/06/2019	Living room air (1st Floor) (Duplicate)	<0.26	<0.27	<0.27	<0.26	<0.26	<0.45	<0.36	**1.7 J**	<0.34	--	--	--	--	--	--
11.13	11.13-02-030619	03/06/2019	Bedroom (master) air (1st Floor)	**0.12**	<0.10	**0.18**	<0.099	<0.099	<0.17	<0.14	**2.3**	<0.13	--	--	--	--	--	--
11.13	11.13-03-030619	03/06/2019	Bathroom (master) air (1st Floor)	**0.13**	<0.10	**0.19**	<0.099	<0.099	<0.17	<0.14	**2.3**	<0.13	--	--	--	--	--	--
11.13	11.13-04-030619	03/06/2019	Bedroom air (1st Floor)	**0.13**	<0.10	**0.22**	<0.099	<0.099	<0.17	<0.14	**2.5**	<0.13	--	--	--	--	--	--
11.13	11.13-AA-032019	03/20/2019	RESAMPLE Outdoor air	<0.099	<0.10	<0.10	<0.099	<0.099	<0.17	<0.14	<0.13	<0.13	--	--	--	--	--	--
11.13	11.13-01-032019	03/20/2019	RESAMPLE Living room air (1st Floor)	<0.099	<0.10	**0.18**	<0.099	<0.099	<0.17	<0.14	**0.75**	<0.13	--	--	--	--	--	--
11.13	11.13-11-032019	03/20/2019	RESAMPLE Living room air (1st Floor) (Duplicate)	<0.099	<0.10	**0.18**	<0.099	<0.099	<0.17	<0.14	**0.74**	<0.13	--	--	--	--	--	--
11.13	11.13-02-032019	03/20/2019	RESAMPLE Bedroom (master) air (1st Floor)	<0.099	<0.10	**0.16**	<0.099	<0.099	<0.17	<0.14	**0.68**	<0.13	--	--	--	--	--	--
11.13	11.13-03-032019	03/20/2019	RESAMPLE Bathroom (master) air (1st Floor)	<0.099	<0.10	**0.16**	<0.099	<0.099	<0.17	<0.14	**0.70**	<0.13	--	--	--	--	--	--
11.13	11.13-04-032019	03/20/2019	RESAMPLE Bedroom (guest) air (1st Floor)	<0.099	<0.10	**0.18**	<0.099	<0.099	<0.17	<0.14	**0.70**	<0.13	--	--	--	--	--	--
11.13	PSG-11-21-5 [4]	03/04/2019	Perimeter soil gas-11-21	**106**	<8.0	<8.0	<8.0	<8.0	**79**	<8.0	**3,010**	<8.0	--	<80	<80	<80	--	--
11.13	PSG-11-21-15 [4]	03/04/2019	Perimeter soil gas-11-21	**1,120**	**7.0 J**	**43**	**12**	<8.0	**515**	<8.0	**33,900**	<8.0	--	<80	<80	<80	--	--
11.13	11.13-AA-101222	10/12/2022	RESAMPLE Outdoor air	<0.099	<0.10	<0.10	<0.20	<0.099	<0.17	<0.14	<0.13	<0.13	--	--	--	--	--	--
11.13	11.13-01-101222	10/12/2022	RESAMPLE Living room air (1st Floor)	<0.099	<0.10	<0.10	<0.20	<0.099	<0.17	<0.14	<0.13	<0.13	--	--	--	--	--	--
11.13	11.13-02-101222	10/12/2022	RESAMPLE Bedroom (master) air (1st Floor)	<0.099	<0.10	<0.10	<0.20	<0.099	<0.17	<0.14	**3.2**	<0.13	--	--	--	--	--	--
11.13	11.13-03-101222	10/12/2022	RESAMPLE Bathroom (master) air (1st Floor)	<0.099	<0.10	<0.10	<0.20	<0.099	<0.17	<0.14	<0.13	<0.13	--	--	--	--	--	--
11.13	11.13-04-101222	10/12/2022	RESAMPLE Bedroom (guest) air (1st Floor)	<0.099	<0.10	<0.10	<0.20	<0.099	<0.17	<0.14	**0.21**	<0.13	--	--	--	--	--	--
11.13	PSG-11-21-5 [4]	08/29/2022	Perimeter soil gas-11-21	**120 J+**	<100	<20	<100	<100	**220**	<100	**6,900**	<10	--	--	--	--	--	<100
11.13	PSG-11-21-15 [4]	08/29/2022	Perimeter soil gas-11-21	**560 J+**	<100	<20	<100	<100	**360**	<100	**18,000**	<10	--	--	--	--	--	<100
11.14	11.14-AA-032019	03/20/2019	Outdoor air	<0.099 UJ	<0.10 UJ	<0.10 UJ	<0.099 UJ	<0.099 UJ	<0.17 UJ	<0.14 UJ	<0.13 UJ	<0.13 UJ	--	--	--	--	--	--
11.14	11.14-01-032019	03/20/2019	Dining room air (1st Floor)	<0.099	<0.10	**0.32**	<0.099	<0.099	<0.17	<0.14	<0.13	<0.13	--	--	--	--	--	--
11.14	11.14-11-032019	03/20/2019	Dining room air (1st Floor) (Duplicate)	<0.099	<0.10	**0.34**	<0.099	<0.099	<0.17	<0.14	<0.13	<0.13	--	--	--	--	--	--
11.14	11.14-02-032019 [7]	03/20/2019	Bathroom air (1st Floor)	<0.15	<0.16	**0.27**	<0.15	<0.15	<0.26	<0.21	<0.21	<0.20	--	--	--	--	--	--
11.14	11.14-03-032019	03/20/2019	Bedroom (master) air (1st Floor)	<0.099	<0.10	**0.21**	<0.099	<0.099	<0.17	<0.14	<0.13	<0.13	--	--	--	--	--	--
11.14	PSG-11-22-5 [4]	03/04/2019	Perimeter soil gas-11-22	**1,170**	<8.0	<8.0	<8.0	<8.0	**196**	<8.0	**6,510**	<8.0	--	<80	<80	<80	--	--
11.14	PSG-11-22-15 [4]	03/04/2019	Perimeter soil gas-11-22	**0**	**9.0**	<8.0	**15**	<8.0	**441**	<8.0	**20,500**	<8.0	--	<80	<80	<80	--	--
11.14	11.14-AA-111519	11/15/2019	RESAMPLE Outdoor air	<0.099	<0.10	<0.10	<0.099	<0.099	<0.17	<0.14	<0.13	<0.13	--	--	--	--	--	--
11.14	11.14-01-111519	11/15/2019	RESAMPLE Dining room air (1st Floor)	<0.099	<0.10	**0.98**	<0.099	<0.099	<0.17	<0.14	<0.13	<0.13	--	--	--	--	--	--
11.14	11.14-11-111519	11/15/2019	RESAMPLE Dining room air (1st Floor) (Duplicate)	<0.099	<0.10	**0.98**	<0.099	<0.099	<0.17	<0.14	<0.13	<0.13	--	--	--	--	--	--
11.14	11.14-02-111519	11/15/2019	RESAMPLE Bathroom air (1st Floor)	<0.099	<0.10	**1.7**	<0.099	<0.099	<0.17	<0.14	<0.13	<0.13	--	--	--	--	--	--
11.14	11.14-03-111519	11/15/2019	RESAMPLE Bedroom (master) air (1st Floor)	<0.099	<0.10	**0.40**	<0.099	<0.099	<0.17	<0.14	<0.13	<0.13	--	--	--	--	--	--
11.14	PSG-11-22-5 [4]	07/16/2019	Perimeter soil gas-11-22	**861**	<8.0	<8.0	<8.0	<8.0	**340**	<8.0	**9,260**	<8.0	--	<80	<80	<80	--	--
11.14	PSG-11-22-15 [4]	07/16/2019	Perimeter soil gas-11-22	**1,850**	**8.0 J**	<8.0	**18**	<8.0	**498**	<8.0	**18,600**	<8.0	--	<80	<80	<80	--	--
11.16	11.16-AA-061219	06/12/2019	Outdoor air	<0.099	<0.10	<0.10	<0.099	<0.099	<0.17	<0.14	<0.13	<0.13	--	--	--	--	--	--

TABLE A-6

HISTORICAL RESIDENTIAL INDOOR AIR AND SOIL GAS SAMPLING RESULTS
Former Ford Aeronutronic Facility
Newport Beach, California

Building ID	Sample ID	Date [2]	Location Description	Volatile Organic Compounds [1] (µg/m³)									Leak Detection Compounds [1]					
				1,1-DCE	1,1-DCA	1,2-DCA	cis-1,2-DCE	trans-1,2-DCE	PCE	1,1,1-TCA	TCE	Vinyl Chloride	Helium (ppmv)	Heptane (µg/m³)	Hexane (µg/m³)	Pentane (µg/m³)	TFA (µg/m³)	DFA (µg/m³)
11.16	11.16-01-061219	06/12/2019	Living room air (1st Floor)	<0.099	<0.10	**0.11**	<0.099	<0.099	<0.17	<0.14	<0.13	<0.13	--	--	--	--	--	--
11.16	11.16-11-061219	06/12/2019	Living room air (1st Floor) (Duplicate)	<0.099	<0.10	**0.11**	<0.099	<0.099	<0.17	<0.14	<0.13	<0.13	--	--	--	--	--	--
11.16	11.16-02-061219	06/12/2019	Bathroom air (1st Floor)	<0.099	<0.10	**0.12**	<0.099	<0.099	<0.17	<0.14	<0.13	<0.13	--	--	--	--	--	--
11.16	11.16-03-061219	06/12/2019	Bedroom (master) air (2nd Floor)	<0.099	<0.10	**0.12**	<0.099	<0.099	<0.17	<0.14	<0.13	<0.13	--	--	--	--	--	--
11.16	PSG-11-23-5 [4]	03/04/2019	Perimeter soil gas-11-23	**1,250**	<8.0	<8.0	<8.0	<8.0	**152**	<8.0	**3,840**	<8.0	--	<80	<80	<80	--	--
11.16	PSG-11-23-15 [4]	03/04/2019	Perimeter soil gas-11-23	**1,090**	<8.0	<8.0	<8.0	<8.0	**103**	<8.0	**3,510**	<8.0	--	<80	<80	<80	--	--
11.16	11.16-AA-012920	01/29/2020	RESAMPLE Outdoor air	<0.099	<0.10	**0.11**	<0.099	<0.099	<0.17	<0.14	<0.13	<0.13	--	--	--	--	--	--
11.16	11.16-01-012920	01/29/2020	RESAMPLE Living room air (1st Floor)	<0.099	<0.10	**0.12**	<0.099	<0.099	**0.20**	<0.14	<0.13	<0.13	--	--	--	--	--	--
11.16	11.16-11-012920	01/29/2020	RESAMPLE Living room air (1st Floor) (Duplicate)	<0.099	<0.10	**0.11**	<0.099	<0.099	**0.23**	<0.14	<0.13	<0.13	--	--	--	--	--	--
11.16	11.16-02-012920	01/29/2020	RESAMPLE Bathroom air (1st Floor)	<0.099	<0.10	**0.14**	<0.099	<0.099	**0.24**	<0.14	**0.36**	<0.13	--	--	--	--	--	--
11.16	11.16-03-012920	01/29/2020	RESAMPLE Bedroom (master) air (2nd Floor)	<0.099	<0.10	**0.12**	<0.099	<0.099	**0.25**	<0.14	<0.13	<0.13	--	--	--	--	--	--
11.16	PSG-11-23-5 [4]	01/28/2020	Perimeter soil gas-11-23	**644**	<8.0	<8.0	<8.0	<8.0	**171**	<8.0	**3,210**	<8.0	--	<80	<80	<80	--	--
11.16	11.16-AA-061722	06/17/2022	RESAMPLE Outdoor air	<0.099	<0.10	<0.10	<0.20	<0.099	<0.17	<0.14	<0.13	<0.13	--	--	--	--	--	--
11.16	11.16-01-061722	06/17/2022	RESAMPLE Living room air (1st Floor)	<0.099	<0.10	<0.10	<0.20	<0.099	<0.17	<0.14	<0.13	<0.13	--	--	--	--	--	--
11.16	11.16-02-061722	06/17/2022	RESAMPLE Bathroom air (1st Floor)	<0.099	<0.10	<0.10	<0.20	<0.099	<0.17	<0.14	<0.13	<0.13	--	--	--	--	--	--
11.16	11.16-03-061722	06/17/2022	RESAMPLE Bedroom (master) air (2nd Floor)	<0.099	<0.10	<0.10	<0.20	<0.099	<0.17	<0.14	<0.13	<0.13	--	--	--	--	--	--
11.16	PSG-11-23-5 [4]	05/06/2022	Perimeter soil gas-11-23 air	**546**	<4.0	<4.0	<4.0	<4.0	**141**	<4.0	**3,990**	<4.0	--	<40	<40	<40	--	--
11.17	11.17-AA-050319	05/03/2019	Outdoor air	<0.099	<0.10	<0.10	<0.099	<0.099	<0.17	<0.14	<0.13	<0.13	--	--	--	--	--	--
11.17	11.17-01-050319	05/03/2019	Living room air (1st Floor)	<0.099	<0.10	<0.10	<0.099	<0.099	<0.17	<0.14	<0.13	<0.13	--	--	--	--	--	--
11.17	11.17-02-050319	05/03/2019	Bathroom (guest) air (1st Floor)	<0.099	<0.10	<0.10	<0.099	<0.099	<0.17	<0.14	<0.13	<0.13	--	--	--	--	--	--
11.17	11.17-03-050319	05/03/2019	Family room air (1st Floor)	<0.099	<0.10	<0.10	<0.099	<0.099	<0.17	<0.14	<0.13	<0.13	--	--	--	--	--	--
11.17	11.17-04-050319	05/03/2019	Bedroom (master) air (2nd Floor)	<0.099	<0.10	**0.14**	<0.099	<0.099	<0.17	<0.14	<0.13	<0.13	--	--	--	--	--	--
11.17	PSG-11-23-5 [4]	03/04/2019	Perimeter soil gas-11-23	**1,250**	<8.0	<8.0	<8.0	<8.0	**152**	<8.0	**3,840**	<8.0	--	<80	<80	<80	--	--
11.17	PSG-11-23-15 [4]	03/04/2019	Perimeter soil gas-11-23	**1,090**	<8.0	<8.0	<8.0	<8.0	**103**	<8.0	**3,510**	<8.0	--	<80	<80	<80	--	--
11.17	11.30-AA-110819 [6]	11/08/2019	RESAMPLE Outdoor air	<0.099	<0.10	<0.10	<0.099	<0.099	**0.22**	<0.14	<0.13	<0.13	--	--	--	--	--	--
11.17	11.17-01-110819	11/08/2019	RESAMPLE Living room air (1st Floor)	<0.099	<0.10	<0.10	<0.099	<0.099	<0.17	<0.14	<0.13	<0.13	--	--	--	--	--	--
11.17	11.17-11-110819	11/08/2019	RESAMPLE Living room air (1st Floor) (Duplicate)	<0.099	<0.10	<0.10	<0.099	<0.099	<0.17	<0.14	<0.13	<0.13	--	--	--	--	--	--
11.17	11.17-02-110819	11/08/2019	RESAMPLE Bathroom (guest) air (1st Floor)	<0.099	<0.10	<0.10	<0.099	<0.099	<0.17	<0.14	<0.13	<0.13	--	--	--	--	--	--
11.17	11.17-03-110819	11/08/2019	RESAMPLE Family room air (1st Floor)	<0.099	<0.10	<0.10	<0.099	<0.099	<0.17	<0.14	<0.13	<0.13	--	--	--	--	--	--
11.17	11.17-04-110819	11/08/2019	RESAMPLE Bedroom (master) air (2nd Floor)	<0.099	<0.10	<0.10	<0.099	<0.099	<0.17	<0.14	<0.13	<0.13	--	--	--	--	--	--
11.17	PSG-11-23-5 [4]	07/17/2019	Perimeter soil gas-11-23	**911**	<8.0	<8.0	<8.0	<8.0	**213**	<8.0	**4,810**	<8.0	--	<80	<80	<80	--	--
11.18	11.18-AA-050319	05/03/2019	Outdoor air	<0.099	<0.10	<0.10	<0.099	<0.099	<0.17	<0.14	<0.13	<0.13	--	--	--	--	--	--
11.18	11.18-01-050319	05/03/2019	Living room air (1st Floor)	<0.099	<0.10	<0.10	<0.099	<0.099	<0.17	<0.14	<0.13	<0.13	--	--	--	--	--	--
11.18	11.18-02-050319	05/03/2019	Bathroom (guest) air (1st Floor)	<0.099	<0.10	<0.10	<0.099	<0.099	<0.17	<0.14	<0.13	<0.13	--	--	--	--	--	--
11.18	11.18-03-050319	05/03/2019	Family room air (1st Floor)	<0.099	<0.10	<0.10	<0.099	<0.099	<0.17	<0.14	<0.13	<0.13	--	--	--	--	--	--
11.18	11.18-04-050319	05/03/2019	Bedroom (master) air (2nd Floor)	<0.099	<0.10	<0.10	<0.099	<0.099	<0.17	<0.14	<0.13	<0.13	--	--	--	--	--	--
11.18	PSG-11-13-5 [4]	03/05/2019	Perimeter soil gas-11-13	<8.0	<8.0	<8.0	<8.0	<8.0	**22**	<8.0	<8.0	<8.0	--	<80	<80	<80	--	--
11.18	PSG-11-13-15 [4]	03/05/2019	Perimeter soil gas-11-13	<8.0	<8.0	<8.0	<8.0	<8.0	**26**	<8.0	<8.0	<8.0	--	<80	<80	<80	--	--
11.18	11.18-AA-012420	01/24/2020	RESAMPLE Outdoor air	<0.099	<0.10	<0.10	<0.099	<0.099	<0.17	<0.14	<0.13	<0.13	--	--	--	--	--	--
11.18	11.18-01-012420	01/24/2020	RESAMPLE Living room air (1st Floor)	<0.099	<0.10	**0.13**	<0.099	<0.099	<0.17	<0.14	<0.13	<0.13	--	--	--	--	--	--
11.18	11.18-11-012420	01/24/2020	RESAMPLE Living room air (1st Floor) (Duplicate)	<0.099	<0.10	**0.15**	<0.099	<0.099	<0.17	<0.14	<0.13	**0.13**	--	--	--	--	--	--
11.18	11.18-02-012420	01/24/2020	RESAMPLE Bathroom (guest) air (1st Floor)	<0.099	<0.10	**0.14**	<0.099	<0.099	<0.17	**0.15**	<0.13	<0.13	--	--	--	--	--	--
11.18	11.18-03-012420	01/24/2020	RESAMPLE Family room air (1st Floor)	<0.099	<0.10	**0.15**	<0.099	<0.099	<0.17	**0.15**	<0.13	<0.13	--	--	--	--	--	--
11.18	11.18-04-012420	01/24/2020	RESAMPLE Bedroom (master) air (2nd Floor)	<0.099	<0.10	**0.18**	<0.099	<0.099	<0.17	<0.14	<0.13	<0.13	--	--	--	--	--	--
11.18	PSG-11-13-5 [4]	07/15/2019	Perimeter soil gas-11-13	<8.0	<8.0	<8.0	<8.0	<8.0	**36**	<8.0	<8.0	<8.0	--	<80	<80	<80	--	--
11.18	PSG-11-13-15 [4]	07/15/2019	Perimeter soil gas-11-13	<8.0	<8.0	<8.0	<8.0	<8.0	**27**	<8.0	<8.0	<8.0	--	<80	<80	<80	--	--
11.18	PSG-11-13-15 REP [4]	07/15/2019	Perimeter soil gas-11-13 (Replicate)	<8.0	<8.0	<8.0	<8.0	<8.0	**25**	<8.0	<8.0	<8.0	--	<80	<80	<80	--	--
11.19	11.19-AA-030119	03/01/2019	Outdoor air	<0.099	<0.10	<0.10	<0.099	<0.099	<0.17	<0.14	<0.13	<0.13	--	--	--	--	--	--
11.19	11.19-01-030119	03/01/2019	Living room air (1st Floor)	<0.099	<0.10	**0.12**	<0.099	<0.099	<0.17	<0.14	<0.13	<0.13	--	--	--	--	--	--
11.19	11.19-11-030119	03/01/2019	Living room air (1st Floor) (Duplicate)	<0.099	<0.10	**0.11**	<0.099	<0.099	<0.17	<0.14	<0.13	<0.13	--	--	--	--	--	--
11.19	11.19-02-030119	03/01/2019	Bathroom air (1st Floor)	<0.099	<0.10	**0.14**	<0.099	<0.099	<0.17	<0.14	<0.13	<0.13	--	--	--	--	--	--
11.19	11.19-03-030119	03/01/2019	Bedroom (master) air (2nd Floor)	<0.099	<0.10	**0.12**	<0.099	<0.099	<0.17	<0.14	<0.13	<0.13	--	--	--	--	--	--
11.19	11.19-04-030119	03/01/2019	Bedroom (office) air (2nd Floor)	<0.099	<0.10	**0.15**	<0.099	<0.099	<0.17	<0.14	<0.13	<0.13	--	--	--	--	--	--
11.19	PSG-11-14-5 [4]	03/05/2019	Perimeter soil gas-11-14	<8.0	<8.0	<8.0	<8.0	<8.0	**42**	<8.0	<8.0	<8.0	--	<80	<80	<80	--	--
11.19	PSG-11-14-15 [4]	03/05/2019	Perimeter soil gas-11-14	<8.0	<8.0	<8.0	<8.0	<8.0	**45**	<8.0	**6.0 J**	<8.0	--	<80	<80	<80	--	--
11.19	11.19-AA-102319	10/23/2019	RESAMPLE Outdoor air	<0.099	<0.10	<0.10	<0.099	<0.099	**0.24**	<0.14	<0.13	<0.13	--	--	--	--	--	--

TABLE A-6

HISTORICAL RESIDENTIAL INDOOR AIR AND SOIL GAS SAMPLING RESULTS
Former Ford Aeronutronic Facility
Newport Beach, California

Building ID	Sample ID	Date [2]	Location Description	Volatile Organic Compounds [1] (µg/m³)									Leak Detection Compounds [1]					
				1,1-DCE	1,1-DCA	1,2-DCA	cis-1,2-DCE	trans-1,2-DCE	PCE	1,1,1-TCA	TCE	Vinyl Chloride	Helium (ppmv)	Heptane (µg/m³)	Hexane (µg/m³)	Pentane (µg/m³)	TFA (µg/m³)	DFA (µg/m³)
11.19	11.19-01-102319	10/23/2019	RESAMPLE Living room air (1st Floor)	<0.099	<0.10	**0.12**	<0.099	<0.099	<0.17	**0.26**	<0.13	<0.13	--	--	--	--	--	--
11.19	11.19-02-102319	10/23/2019	RESAMPLE Bathroom air (1st Floor)	<0.099	<0.10	<0.10	<0.099	<0.099	<0.17	**0.29**	<0.13	<0.13	--	--	--	--	--	--
11.19	11.19-03-102319	10/23/2019	RESAMPLE Bedroom (master) air (2nd Floor)	<0.099	<0.10	**0.12**	<0.099	<0.099	<0.17	**0.19**	<0.13	<0.13	--	--	--	--	--	--
11.19	11.19-04-102319	10/23/2019	RESAMPLE Bedroom (office) air (2nd Floor)	<0.099	<0.10	**0.13**	<0.099	<0.099	<0.17	**0.19**	<0.13	<0.13	--	--	--	--	--	--
11.19	PSG-11-14-5 [4]	07/15/2019	Perimeter soil gas-11-14	<8.0	<8.0	<8.0	<8.0	<8.0	**67**	<8.0	**6.0 J**	<8.0	--	<80	<80	<80	--	--
11.19	PSG-11-14-15 [4]	07/15/2019	Perimeter soil gas-11-14	<8.0	<8.0	<8.0	<8.0	<8.0	**53**	<8.0	**7.0 J**	<8.0	--	<80	<80	<80	--	--
11.21	11.21-AA-040319	04/03/2019	Outdoor air	<0.099	<0.10	<0.10	<0.099	<0.099	<0.17	<0.14	<0.13	<0.13	--	--	--	--	--	--
11.21	11.21-01-040319	04/03/2019	Dining room air (1st Floor)	<0.099	<0.10	**0.15**	<0.099	<0.099	<0.17	<0.14	<0.13	<0.13	--	--	--	--	--	--
11.21	11.21-11-040319	04/03/2019	Dining room air (1st Floor) (Duplicate)	<0.099	<0.10	**0.14**	<0.099	<0.099	<0.17	<0.14	<0.13	<0.13	--	--	--	--	--	--
11.21	11.21-02-040319	04/03/2019	Bathroom air (1st Floor)	<0.099	<0.10	**0.17**	<0.099	<0.099	<0.17	<0.14	<0.13	<0.13	--	--	--	--	--	--
11.21	11.21-03-040319	04/03/2019	Bedroom (master) air (2nd Floor)	<0.099	<0.10	**0.13**	<0.099	<0.099	<0.17	<0.14	<0.13	<0.13	--	--	--	--	--	--
11.21	PSG-11-14-5 [4]	03/05/2019	Perimeter soil gas-11-14	<8.0	<8.0	<8.0	<8.0	<8.0	**42**	<8.0	<8.0	<8.0	--	<80	<80	<80	--	--
11.21	PSG-11-14-15 [4]	03/05/2019	Perimeter soil gas-11-14	<8.0	<8.0	<8.0	<8.0	<8.0	**45**	<8.0	**6.0 J**	<8.0	--	<80	<80	<80	--	--
11.21	11.21-AA-121819	12/18/2019	RESAMPLE Outdoor air	<0.099	<0.10	<0.10	<0.099	<0.099	<0.17	<0.14	<0.13	<0.13	--	--	--	--	--	--
11.21	11.21-01-121819	12/18/2019	RESAMPLE Dining room air (1st Floor)	<0.099	<0.10	**0.13**	<0.099	<0.099	<0.17	<0.14	<0.13	<0.13	--	--	--	--	--	--
11.21	11.21-11-121819	12/18/2019	RESAMPLE Dining room air (1st Floor) (Duplicate)	<0.099	<0.10	**0.12**	<0.099	<0.099	<0.17	<0.14	<0.13	<0.13	--	--	--	--	--	--
11.21	11.21-02-121819	12/18/2019	RESAMPLE Bathroom air (1st Floor)	<0.099	<0.10	**0.14**	<0.099	<0.099	**0.20**	<0.14	<0.13	<0.13	--	--	--	--	--	--
11.21	11.21-03-121819	12/18/2019	RESAMPLE Bedroom (master) air (2nd Floor)	<0.099	<0.10	**0.12**	<0.099	<0.099	<0.17	<0.14	<0.13	<0.13	--	--	--	--	--	--
11.21	PSG-11-14-5 [4]	07/15/2019	Perimeter soil gas-11-14	<8.0	<8.0	<8.0	<8.0	<8.0	**67**	<8.0	**6.0 J**	<8.0	--	<80	<80	<80	--	--
11.21	PSG-11-14-15 [4]	07/15/2019	Perimeter soil gas-11-14	<8.0	<8.0	<8.0	<8.0	<8.0	**53**	<8.0	**7.0 J**	<8.0	--	<80	<80	<80	--	--
11.22	11.22-AA-022019	02/20/2019	Outdoor air	<0.099	<0.10	<0.10	<0.099	<0.099	**0.17**	<0.14	<0.13	<0.13	--	--	--	--	--	--
11.22	11.22-01-022019	02/20/2019	Dining room air (1st Floor)	<0.099	<0.10	**0.32**	<0.099	<0.099	**4.9**	**0.23**	<0.13	<0.13	--	--	--	--	--	--
11.22	11.22-11-022019	02/20/2019	Dining room air (1st Floor) (Duplicate)	<0.099	<0.10	**0.32**	<0.099	<0.099	**4.7**	**0.26**	<0.13	<0.13	--	--	--	--	--	--
11.22	11.22-02-022019	02/20/2019	Bathroom air (1st Floor)	<0.099	<0.10	**0.48**	<0.099	<0.099	**4.8**	<0.14	<0.13	<0.13	--	--	--	--	--	--
11.22	11.22-03-022019	02/20/2019	Bedroom (master) air (1st Floor)	<0.099	<0.10	**0.31**	<0.099	<0.099	**4.8**	**0.18**	<0.13	<0.13	--	--	--	--	--	--
11.22	11.22-AA-051719	05/17/2019	RESAMPLE Outdoor air	<0.099	<0.10	<0.10	<0.099	<0.099	<0.17	<0.14	<0.13	<0.13	--	--	--	--	--	--
11.22	11.22-01-051719	05/17/2019	RESAMPLE Dining room air (1st Floor)	<0.14	<0.14	**0.28**	<0.14	<0.14	<0.24	<0.19	<0.19	<0.18	--	--	--	--	--	--
11.22	11.22-02-051719	05/17/2019	RESAMPLE Bathroom air (1st Floor)	<0.099	<0.10	**0.64**	<0.099	<0.099	**0.38**	<0.14	<0.13	<0.13	--	--	--	--	--	--
11.22	11.22-03-051719	05/17/2019	RESAMPLE Bedroom (master) air (1st Floor)	<0.099	<0.10	**0.27**	<0.099	<0.099	**0.17**	<0.14	<0.13	<0.13	--	--	--	--	--	--
11.22	PSG-11-24-5 [4]	03/04/2019	Perimeter soil gas-11-24	**801**	**7.0 J**	<8.0	<8.0	<8.0	**185**	<8.0	**4,740**	<8.0	--	<80	<80	<80	--	--
11.22	PSG-11-24-15 [4]	03/04/2019	Perimeter soil gas-11-24	**2,010**	**33**	<8.0	**38**	**7.0 J**	**355**	<8.0	**11,800**	<8.0	--	<80	<80	<80	--	--
11.22	11.22-AA-111320	11/13/2020	RESAMPLE Outdoor air	<0.099	<0.10	<0.10	<0.099	<0.099	<0.17	<0.14	<0.13	<0.13	--	--	--	--	--	--
11.22	11.22-01-111320	11/13/2020	RESAMPLE Dining room air (1st Floor)	<0.099	<0.10	**0.42**	<0.099	<0.099	**0.37**	**0.24**	<0.13	<0.13	--	--	--	--	--	--
11.22	11.22-02-111320	11/13/2020	RESAMPLE Bathroom air (1st Floor)	<0.099	<0.10	**0.67**	<0.099	<0.099	**0.49**	**0.14**	<0.13	<0.13	--	--	--	--	--	--
11.22	11.22-03-111320	11/13/2020	RESAMPLE Bedroom (master) air (1st Floor)	<0.099	<0.10	**0.36**	<0.099	<0.099	**0.32**	**0.17**	<0.13	<0.13	--	--	--	--	--	--
11.22	PSG-11-24-5 [4]	08/14/2020	Perimeter soil gas-11-24	**358**	<8.0	<8.0	<8.0	<8.0	**243**	<8.0	**5,000**	<8.0	--	<80	<80	<80	--	--
11.22	PSG-11-24-15 [4]	08/14/2020	Perimeter soil gas-11-24	**1,490**	**23**	<8.0	**37**	<8.0	**335**	<8.0	**10,100**	<8.0	--	<80	<80	<80	--	--
11.22	11.22-AA-080621	08/06/2021	RESAMPLE Outdoor air	<0.099	<0.10	<0.10	<0.099	<0.099	<0.17	<0.14	<0.13	<0.13	--	--	--	--	--	--
11.22	11.22-01-080621	08/06/2021	RESAMPLE Dining room air (1st Floor)	<0.099	<0.10	**0.33**	<0.099	<0.099	<0.17	<0.14	<0.13	<0.13	--	--	--	--	--	--
11.22	11.22-11-080621	08/06/2021	RESAMPLE Dining room air (1st Floor) (Replicate)	<0.099	<0.10	**0.38**	<0.099	<0.099	<0.17	<0.14	<0.13	<0.13	--	--	--	--	--	--
11.22	11.22-02-080621	08/06/2021	RESAMPLE Bathroom air (1st Floor)	<0.099	<0.10	**0.34**	<0.099	<0.099	<0.17	<0.14	<0.13	<0.13	--	--	--	--	--	--
11.22	11.22-03-080621	08/06/2021	RESAMPLE Bedroom (master) air (1st Floor)	<0.099	<0.10	**0.14**	<0.099	<0.099	<0.17	<0.14	<0.13	<0.13	--	--	--	--	--	--
11.22	PSG-11-24-5 [4]	09/09/2021	Perimeter soil gas-11-24 air	**334**	**3.0 J**	<8.0	<8.0	<8.0	**262**	**5.0 J**	**4,860**	<8.0	--	<80	<80	<80	--	--
11.22	11.22-AA-021122	02/11/2022	RESAMPLE Outdoor air	<0.099	<0.10	**0.17**	<0.099	<0.099	<0.17	<0.14	<0.13	<0.13	--	--	--	--	--	--
11.22	11.22-01-021122	02/11/2022	RESAMPLE Dining room air (1st Floor)	<0.099	<0.10	<0.10	<0.099	<0.099	<0.17	<0.14	<0.13	<0.13	--	--	--	--	--	--
11.22	11.22-11-021122	02/11/2022	RESAMPLE Dining room air (1st Floor) (Replicate)	<0.099	<0.10	**0.12**	<0.099	<0.099	**0.23**	<0.14	<0.13	<0.13	--	--	--	--	--	--
11.22	11.22-02-021122	02/11/2022	RESAMPLE Bathroom air (1st Floor)	<0.099	<0.10	**0.11**	<0.099	<0.099	<0.17	<0.14	<0.13	<0.13	--	--	--	--	--	--
11.22	11.22-03-021122	02/11/2022	RESAMPLE Bedroom (master) air (1st Floor)	<0.099	<0.10	**0.13**	<0.099	<0.099	<0.17	<0.14	<0.13	<0.13	--	--	--	--	--	--
11.22	11.22-04-021122	02/11/2022	RESAMPLE Bedroom (guest) air (1st Floor)	<0.099	<0.10	**0.12**	<0.099	<0.099	<0.17	<0.14	<0.13	<0.13	--	--	--	--	--	--
11.22	11.22-05-021122	02/11/2022	RESAMPLE Bathroom (guest) air (1st Floor)	<0.099	<0.10	**0.11**	<0.099	<0.099	<0.17	<0.14	<0.13	<0.13	--	--	--	--	--	--
11.22	PSG-11-24-5 [4]	01/21/2022	Perimeter soil gas-11-24 air	**292**	**4.0**	<4.0	<4.0	<4.0	**142**	**4.0**	**3,210**	<4.0	--	<40	<40	<40	--	--
11.24	11.24-AA-050119	05/01/2019	Outdoor air	<0.099	<0.10	<0.10	<0.099	<0.099	<0.17	<0.14	<0.13	<0.13	--	--	--	--	--	--
11.24	11.24-01-050119	05/01/2019	Living room air (1st Floor)	<0.099	<0.10	**0.10**	<0.099	<0.099	<0.17	**0.26**	<0.13	<0.13	--	--	--	--	--	--
11.24	11.24-11-050119	05/01/2019	Living room air (1st Floor) (Duplicate)	<0.099	<0.10	<0.10	<0.099	<0.099	<0.17	**0.25**	<0.13	<0.13	--	--	--	--	--	--
11.24	11.24-02-050119	05/01/2019	Sitting room air (1st Floor)	<0.099	<0.10	<0.10	<0.099	<0.099	<0.17	**0.26**	<0.13	<0.13	--	--	--	--	--	--
11.24	11.24-03-050119	05/01/2019	Bathroom air (1st Floor)	<0.099	<0.10	<0.10	<0.099	<0.099	<0.17	**0.19**	<0.13	<0.13	--	--	--	--	--	--

TABLE A-6

HISTORICAL RESIDENTIAL INDOOR AIR AND SOIL GAS SAMPLING RESULTS
Former Ford Aeronutronic Facility
Newport Beach, California

Building ID	Sample ID	Date [2]	Location Description	Volatile Organic Compounds [1] (µg/m³)									Leak Detection Compounds [1]					
				1,1-DCE	1,1-DCA	1,2-DCA	cis-1,2-DCE	trans-1,2-DCE	PCE	1,1,1-TCA	TCE	Vinyl Chloride	Helium (ppmv)	Heptane (µg/m³)	Hexane (µg/m³)	Pentane (µg/m³)	TFA (µg/m³)	DFA (µg/m³)
11.24	11.24-04-050119	05/01/2019	Bedroom (guest) air (2nd Floor)	<0.099	<0.10	<0.10	<0.099	<0.099	<0.17	**0.20**	<0.13	<0.13	--	--	--	--	--	--
11.24	PSG-11-24-5 [4]	03/04/2019	Perimeter soil gas-11-24	**801**	**7.0 J**	<8.0	<8.0	<8.0	**185**	<8.0	**4,740**	<8.0	--	<80	<80	<80	--	--
11.24	PSG-11-24-15 [4]	03/04/2019	Perimeter soil gas-11-24	**2,010**	**33**	<8.0	**38**	**7.0 J**	**355**	<8.0	**11,800**	<8.0	--	<80	<80	<80	--	--
11.24	11.24-AA-012420	01/24/2020	RESAMPLE Outdoor air	<0.099 UJ	<0.10 UJ	<0.10 UJ	<0.099 UJ	<0.099 UJ	<0.17 UJ	<0.14 UJ	<0.13 UJ	<0.13 UJ	--	--	--	--	--	--
11.24	11.24-01-012420	01/24/2020	RESAMPLE Living room air (1st Floor)	<0.099	<0.10	**0.12**	<0.099	<0.099	<0.17	<0.14	<0.13	<0.13	--	--	--	--	--	--
11.24	11.24-02-012420	01/24/2020	RESAMPLE Sitting room air (1st Floor)	<0.099	<0.10	**0.13**	<0.099	<0.099	<0.17	**0.15**	<0.13	<0.13	--	--	--	--	--	--
11.24	11.24-03-012420	01/24/2020	RESAMPLE Bathroom air (1st Floor)	<0.099	<0.10	**0.16**	<0.099	<0.099	<0.17	**0.14**	<0.13	<0.13	--	--	--	--	--	--
11.24	11.24-04-012420	01/24/2020	RESAMPLE Bedroom (guest) air (2nd Floor)	<0.099	<0.10	**0.14**	<0.099	<0.099	<0.17	<0.14	<0.13	<0.13	--	--	--	--	--	--
11.24	PSG-11-24-5 [4]	07/17/2019	Perimeter soil gas-11-24	**490**	**6.0 J**	<8.0	<8.0	<8.0	**270**	<8.0	**5,290**	<8.0	--	<80	<80	<80	--	--
11.24	PSG-11-24-5 REP [4]	07/17/2019	Perimeter soil gas-11-24 (Replicate)	**472**	**6.0 J**	<8.0	<8.0	<8.0	**262**	<8.0	**5,190**	<8.0	--	<80	<80	<80	--	--
11.24	PSG-11-24-15 [4]	07/17/2019	Perimeter soil gas-11-24	**2,060**	**34**	<8.0	**46**	<8.0	**388**	<8.0	**11,300**	<8.0	--	<80	<80	<80	--	--
11.24	11.24-AA-041322	04/13/2022	RESAMPLE Outdoor air	<0.099	<0.10	<0.10	<0.20	<0.099	<0.17	<0.14	<0.13	<0.13	--	--	--	--	--	--
11.24	11.24-01-041322	04/13/2022	RESAMPLE Living room air (1st Floor)	<0.099	<0.10	<0.10	<0.20	<0.099	<0.17	<0.14	<0.13	<0.13	--	--	--	--	--	--
11.24	11.24-02-041322	04/13/2022	RESAMPLE Sitting room air (1st Floor)	<0.099	<0.10	<0.10	<0.20	<0.099	<0.17	<0.14	<0.13	<0.13	--	--	--	--	--	--
11.24	11.24-03-041322	04/13/2022	RESAMPLE Bathroom air (1st Floor)	<0.099	<0.10	<0.10	<0.20	<0.099	<0.17	<0.14	<0.13	<0.13	--	--	--	--	--	--
11.24	11.24-04-041322	04/13/2022	RESAMPLE Bedroom (guest) air (2nd Floor)	<0.099	<0.10	<0.10	<0.20	<0.099	<0.17	<0.14	<0.13	<0.13	--	--	--	--	--	--
11.24	PSG-11-24-5 [4]	05/06/2022	Perimeter soil gas-11-24 air	**277**	**5.0**	<4.0	<4.0	<4.0	**162**	**4.0**	**3,890**	<4.0	--	<40	<40	<40	--	--
11.24	PSG-11-24-5 REP [4]	05/06/2022	Perimeter soil gas-11-24 air (Replicate)	**291**	**5.0**	<4.0	<4.0	<4.0	**170**	**4.0**	**4,020**	<4.0	--	<40	<40	<40	--	--
11.25	11.25-AA-091521	09/15/2021	Outdoor air	<0.099	<0.10	<0.10	<0.099	<0.099	<0.17	<0.14	<0.13	<0.13	--	--	--	--	--	--
11.25	11.25-01-091521	09/15/2021	Family room air (1st Floor)	<0.099	<0.10	**0.42**	<0.099	<0.099	<0.17 UJ	<0.14	<0.13	<0.13	--	--	--	--	--	--
11.25	11.25-11-091521	09/15/2021	Family room air (1st Floor) (Replicate)	<0.099	<0.10	**0.40**	<0.099	<0.099	**9.1 J**	<0.14	<0.13	<0.13	--	--	--	--	--	--
11.25	11.25-02-091521	09/15/2021	Bathroom air (1st Floor)	<0.099	<0.10	**0.21**	<0.099	<0.099	**0.29**	<0.14	<0.13	<0.13	--	--	--	--	--	--
11.25	11.25-03-091521	09/15/2021	Bedroom (master) air (2nd Floor)	<0.099	<0.10	**0.12**	<0.099	<0.099	<0.17	<0.14	<0.13	<0.13	--	--	--	--	--	--
11.25	11.25-04-091521	09/15/2021	Bedroom air (2nd Floor)	<0.099	<0.10	<0.10	<0.099	<0.099	<0.17	<0.14	**0.15**	<0.13	--	--	--	--	--	--
11.25	11.25-AA-102021	10/20/2021	RESAMPLE Outdoor air	<0.099	<0.10	<0.10	<0.099	<0.099	<0.17	<0.14	<0.13	<0.13	--	--	--	--	--	--
11.25	11.25-01-102021	10/20/2021	RESAMPLE Family room air (1st Floor)	<0.099	<0.10	**0.14**	<0.099	<0.099	<0.17	<0.14	**0.13**	<0.13	--	--	--	--	--	--
11.25	11.25-11-102021	10/20/2021	RESAMPLE Family room air (1st Floor) (Replicate)	<0.099	<0.10	**0.16**	<0.099	<0.099	<0.17	<0.14	<0.13	<0.13	--	--	--	--	--	--
11.25	11.25-02-102021	10/20/2021	RESAMPLE Bathroom air (1st Floor)	<0.099	<0.10	**0.14**	<0.099	<0.099	<0.17	<0.14	<0.13	<0.13	--	--	--	--	--	--
11.25	11.25-03-102021	10/20/2021	RESAMPLE Bedroom (master) air (2nd Floor)	<0.099	<0.10	<0.10	<0.099	<0.099	<0.17	<0.14	<0.13	<0.13	--	--	--	--	--	--
11.25	11.25-04-102021	10/20/2021	RESAMPLE Bedroom air (2nd Floor)	<0.099	<0.10	<0.10	<0.099	<0.099	<0.17	<0.14	<0.13	<0.13	--	--	--	--	--	--
11.25	PSG-11-26-5 [4]	09/09/2021	Perimeter soil gas-11-26 air	**6.0 J**	<8.0	<8.0	<8.0	**12**	**12 J**	<8.0	**22**	<8.0	--	<80	<80	<80	--	--
11.25	PSG-11-26-15 [4]	09/09/2021	Perimeter soil gas-11-26 air	**349**	**64**	<8.0	**23**	<8.0	**577 J**	<8.0	**5,660**	<8.0	--	<80	<80	<80	--	--
11.25	PSG-11-26-15 REP [4]	09/09/2021	Perimeter soil gas-11-26 air (Replicate)	**347**	**66**	<8.0	**20**	<8.0	**594 J**	<8.0	**5,790**	<8.0	--	<80	<80	<80	--	--
11.26	11.26-AA-120419	12/04/2019	Outdoor air	<0.099	<0.10	<0.10	<0.099	<0.099	<0.17	<0.14	<0.13	<0.13	--	--	--	--	--	--
11.26	11.26-01-120419	12/04/2019	Living room air (1st Floor)	<0.099	<0.10	**0.12**	<0.099	<0.099	**0.22**	**0.41**	**0.42**	<0.13	--	--	--	--	--	--
11.26	11.26-11-120419	12/04/2019	Living room air (1st Floor) (Duplicate)	<0.099	<0.10	**0.10**	<0.099	<0.099	**0.27**	**0.46**	**0.40**	<0.13	--	--	--	--	--	--
11.26	11.26-02-120419	12/04/2019	Bathroom air (1st Floor)	<0.099	<0.10	**0.11**	<0.099	<0.099	**0.17**	**0.35**	**0.49**	<0.13	--	--	--	--	--	--
11.26	11.26-03-120419	12/04/2019	Bedroom (master) air (2nd Floor)	<0.099	<0.10	**0.14**	<0.099	<0.099	**0.17**	**0.18**	**0.29**	<0.13	--	--	--	--	--	--
11.26	11.26-04-120419	12/04/2019	Bedroom (office) air (2nd Floor)	<0.099	<0.10	**0.12**	<0.099	<0.099	**0.23**	**0.15**	**0.23**	<0.13	--	--	--	--	--	--
11.26	PSG-11-26-5 [4]	07/17/2019	Perimeter soil gas-11-26	<8.0	<8.0	<8.0	<8.0	<8.0	**15**	<8.0	**47**	<8.0	--	<80	<80	<80	--	--
11.26	PSG-11-26-15 [4]	07/17/2019	Perimeter soil gas-11-26	**487**	**72**	<8.0	**39**	<8.0	**615**	<8.0	**6,480**	<8.0	--	<80	<80	<80	--	--
11.26	11.26-AA-011720	01/17/2020	RESAMPLE Outdoor air	<0.099	<0.10	<0.10	<0.099	<0.099	**0.18**	<0.14	<0.13	<0.13	--	--	--	--	--	--
11.26	11.26-01-011720	01/17/2020	RESAMPLE Living room air (1st Floor)	<0.099	<0.10	<0.10	<0.099	<0.099	<0.17	**0.24**	**0.24**	<0.13	--	--	--	--	--	--
11.26	11.26-02-011720	01/17/2020	RESAMPLE Bathroom air (1st Floor)	<0.099	<0.10	<0.10	<0.099	<0.099	<0.17	**0.24**	**0.29**	<0.13	--	--	--	--	--	--
11.26	11.26-03-011720	01/17/2020	RESAMPLE Bedroom (master) air (2nd Floor)	<0.099	<0.10	**0.11**	<0.099	<0.099	<0.17	<0.14	**0.17**	<0.13	--	--	--	--	--	--
11.26	11.26-04-011720	01/17/2020	RESAMPLE Bedroom (office) air (2nd Floor)	<0.099	<0.10	**0.11**	<0.099	<0.099	<0.17	<0.14	**0.14**	<0.13	--	--	--	--	--	--
11.26	PSG-11-26-5 [4]	07/17/2019	Perimeter soil gas-11-26	<8.0	<8.0	<8.0	<8.0	<8.0	**15**	<8.0	**47**	<8.0	--	<80	<80	<80	--	--
11.26	PSG-11-26-15 [4]	07/17/2019	Perimeter soil gas-11-26	**487**	**72**	<8.0	**39**	<8.0	**615**	<8.0	**6,480**	<8.0	--	<80	<80	<80	--	--
11.26	11.26-AA-042821	04/28/2021	RESAMPLE Outdoor air	<0.099	<0.10	<0.10	<0.099	<0.099	<0.17	<0.14	<0.13	<0.13	--	--	--	--	--	--
11.26	11.26-01-042821	04/28/2021	RESAMPLE Living room air (1st Floor)	<0.099	<0.10	<0.10	<0.099	<0.099	<0.17	**0.27**	**0.35 J**	<0.13	--	--	--	--	--	--
11.26	11.26-11-042821	04/28/2021	RESAMPLE Living room air (1st Floor) (Replicate)	<0.099	<0.10	**0.10**	<0.099	<0.099	<0.17	<0.14	**0.18 J**	<0.13	--	--	--	--	--	--
11.26	11.26-02-042821	04/28/2021	RESAMPLE Bathroom air (1st Floor)	<0.099	<0.10	**0.10**	<0.099	<0.099	<0.17	**0.30**	**0.53**	<0.13	--	--	--	--	--	--
11.26	11.26-03-042821	04/28/2021	RESAMPLE Bedroom (master) air (2nd Floor)	<0.099	<0.10	**0.17**	<0.099	<0.099	<0.17	**0.16**	**0.24**	<0.13	--	--	--	--	--	--
11.26	11.26-04-042821	04/28/2021	RESAMPLE Bedroom (office) air (2nd Floor)	<0.099	<0.10	**0.16**	<0.099	<0.099	<0.17	**0.15**	**0.23**	<0.13	--	--	--	--	--	--
11.26	PSG-11-26-5 [4]	01/26/2021	Perimeter soil gas-11-26	<8.0	<8.0	<8.0	<8.0	<8.0	**14**	<8.0	**22**	<8.0	--	<80	<80	<80	--	--
11.26	PSG-11-26-15 [4]	01/26/2021	Perimeter soil gas-11-26	**297**	**22**	<8.0	**18**	<8.0	**513**	<8.0	**4,940**	**11**	--	<80	<80	<80	--	--

TABLE A-6

HISTORICAL RESIDENTIAL INDOOR AIR AND SOIL GAS SAMPLING RESULTS
Former Ford Aeronutronic Facility
Newport Beach, California

Building ID	Sample ID	Date [2]	Location Description	Volatile Organic Compounds [1] (µg/m³)									Leak Detection Compounds [1]					
				1,1-DCE	1,1-DCA	1,2-DCA	cis-1,2-DCE	trans-1,2-DCE	PCE	1,1,1-TCA	TCE	Vinyl Chloride	Helium (ppmv)	Heptane (µg/m³)	Hexane (µg/m³)	Pentane (µg/m³)	TFA (µg/m³)	DFA (µg/m³)
11.26	PSG-11-26-15 REP [4]	01/26/2021	Perimeter soil gas-11-26 (Replicate)	**323**	**22**	<8.0	**24**	<8.0	**542**	<8.0	**5,140**	**12**	--	<80	<80	<80	--	--
11.26	11.26-AA-011422	01/14/2022	RESAMPLE Outdoor air	<0.099	<0.10	<0.10	<0.099	<0.099	<0.17	<0.14	<0.13	<0.13	--	--	--	--	--	--
11.26	11.26-01-011422	01/14/2022	RESAMPLE Living room air (1st Floor)	<0.099	<0.10	<0.10	<0.099	<0.099	<0.17	**0.27**	**0.32**	<0.13	--	--	--	--	--	--
11.26	11.26-02-011422	01/14/2022	RESAMPLE Bathroom air (1st Floor)	<0.099	<0.10	<0.10	<0.099	<0.099	<0.17	**0.29**	**0.45**	<0.13	--	--	--	--	--	--
11.26	11.26-03-011422	01/14/2022	RESAMPLE Bedroom (master) air (2nd Floor)	<0.099	<0.10	**0.14**	<0.099	<0.099	<0.17	**0.15**	**0.25**	<0.13	--	--	--	--	--	--
11.26	11.26-04-011422	01/14/2022	RESAMPLE Bedroom (office) air (2nd Floor)	<0.099	<0.10	<0.10	<0.099	<0.099	**0.17**	**0.14**	**0.25**	<0.13	--	--	--	--	--	--
11.26	PSG-11-26-5 [4]	01/21/2022	Perimeter soil gas-11-26 air	<4.0	<4.0	<4.0	<4.0	<4.0	**18**	<4.0	**23**	<4.0	--	<40	<40	<40	--	--
11.26	PSG-11-26-15 [4]	01/21/2022	Perimeter soil gas-11-26 air	**157**	**48**	<4.0	**9.0**	<4.0	**458**	**5.0**	**4,460**	<4.0	--	<40	<40	<40	--	--
11.28	11.28-AA-053119	05/31/2019	Outdoor air	<0.099	<0.10	<0.10	<0.099	<0.099	<0.17	<0.14	<0.13	<0.13	--	--	--	--	--	--
11.28	11.28-01-053119	05/31/2019	Living room air (1st Floor)	<0.099	<0.10	**0.61**	<0.099	<0.099	<0.17	<0.14	<0.13	<0.13	--	--	--	--	--	--
11.28	11.28-11-053119	05/31/2019	Living room air (1st Floor) (Duplicate)	<0.099	<0.10	**0.54**	<0.099	<0.099	<0.17	<0.14	<0.13	<0.13	--	--	--	--	--	--
11.28	11.28-02-053119	05/31/2019	Bathroom air (1st Floor)	<0.099	<0.10	**0.58**	<0.099	<0.099	<0.17	<0.14	<0.13	<0.13	--	--	--	--	--	--
11.28	11.28-03-053119	05/31/2019	Craft room air (1st Floor)	<0.099	<0.10	**0.59**	<0.099	<0.099	<0.17	<0.14	<0.13	<0.13	--	--	--	--	--	--
11.28	11.28-04-053119	05/31/2019	Bedroom (master) air (2nd Floor)	<0.099	<0.10	**0.26**	<0.099	<0.099	<0.17	<0.14	<0.13	<0.13	--	--	--	--	--	--
11.28	PSG-11-30-5 [4]	03/07/2019	Perimeter soil gas-11-30	**70**	<8.0	<8.0	<8.0	<8.0	**1,690**	<8.0	**136**	<8.0	--	<80	<80	<80	--	--
11.28	PSG-11-30-15 [4]	03/07/2019	Perimeter soil gas-11-30	**154**	<8.0	<8.0	<8.0	<8.0	**905**	<8.0	**255**	<8.0	--	<80	<80	<80	--	--
11.28	11.28-AA-012920	01/29/2020	RESAMPLE Outdoor air	<0.099	<0.10	<0.10	<0.099	<0.099	<0.17	<0.14	<0.13	<0.13	--	--	--	--	--	--
11.28	11.28-01-012920	01/29/2020	RESAMPLE Living room air (1st Floor)	<0.099	<0.10	**0.71**	<0.099	<0.099	<0.17	<0.14	<0.13	<0.13	--	--	--	--	--	--
11.28	11.28-02-012920	01/29/2020	RESAMPLE Bathroom air (1st Floor)	<0.099	<0.10	**0.68**	<0.099	<0.099	<0.17	<0.14	<0.13	<0.13	--	--	--	--	--	--
11.28	11.28-03-012920	01/29/2020	RESAMPLE Craft room air (1st Floor)	<0.099	<0.10	**0.59**	<0.099	<0.099	**0.18**	<0.14	**0.18**	<0.13	--	--	--	--	--	--
11.28	11.28-04-012920	01/29/2020	RESAMPLE Bedroom (master) air (2nd Floor)	<0.099	<0.10	**0.56**	<0.099	<0.099	**0.26**	<0.14	**0.13**	<0.13	--	--	--	--	--	--
11.28	PSG-11-30-5 [4]	02/07/2020	Perimeter soil gas-11-30	**44**	<8.0	<8.0	<8.0	<8.0	**1,880**	<8.0	**106**	<8.0	--	<80	<80	<80	--	--
11.28	PSG-11-30-15 [4]	02/07/2020	Perimeter soil gas-11-30	**119**	<8.0	<8.0	<8.0	<8.0	**1,150**	<8.0	**235**	<8.0	--	<80	<80	<80	--	--
11.28	11.28-AA-042222	04/22/2022	RESAMPLE Outdoor air	<0.099	<0.10	<0.10	<0.20	<0.099	<0.17	<0.14	<0.13	<0.13	--	--	--	--	--	--
11.28	11.28-01-042222	04/22/2022	RESAMPLE Living room air (1st Floor)	<0.099	<0.10	**0.28 J-**	<0.20	<0.099	<0.17	<0.14	<0.13	<0.13	--	--	--	--	--	--
11.28	11.28-02-042222	04/22/2022	RESAMPLE Bathroom air (1st Floor)	<0.099	<0.10	**0.43**	<0.20	<0.099	<0.17	<0.14	<0.13	<0.13	--	--	--	--	--	--
11.28	11.28-03-042222	04/22/2022	RESAMPLE Craft room air (1st Floor)	<0.099	<0.10	**0.43**	<0.20	<0.099	<0.17	<0.14	<0.13	<0.13	--	--	--	--	--	--
11.28	11.28-04-042222	04/22/2022	RESAMPLE Bedroom (master) air (2nd Floor)	<0.099	<0.10	**0.20**	<0.20	<0.099	<0.17	<0.14	<0.13	<0.13	--	--	--	--	--	--
11.28	PSG-11-30-5 [4]	05/05/2022	Perimeter soil gas-11-30 air	**16**	<4.0	<4.0	<4.0	<4.0	**1,250**	<4.0	**60**	<4.0	--	<40	<40	<40	--	--
11.28	PSG-11-30-5 REP [4]	05/05/2022	Perimeter soil gas-11-30 air (Replicate)	**15**	<4.0	<4.0	<4.0	<4.0	**1,210**	<4.0	**59**	<4.0	--	<40	<40	<40	--	--
11.28	PSG-11-30-15 [4]	05/05/2022	Perimeter soil gas-11-30 air	**73**	<4.0	<4.0	<4.0	<4.0	**701**	<4.0	**180**	<4.0	--	<40	<40	<40	--	--
11.29	11.29-AA-050819	05/08/2019	Outdoor air	<0.099	<0.10	<0.10	<0.099	<0.099	<0.17	<0.14	<0.13	<0.13	--	--	--	--	--	--
11.29	11.29-01-050819	05/08/2019	Dining room air (1st Floor)	<0.099	<0.10	<0.10	<0.099	**0.21**	**0.18**	<0.14	<0.13	<0.13	--	--	--	--	--	--
11.29	11.29-02-050819	05/08/2019	Bathroom air (1st Floor)	<0.099	<0.10	<0.10	<0.099	**0.22**	**0.18**	<0.14	<0.13	<0.13	--	--	--	--	--	--
11.29	11.29-03-050819	05/08/2019	Kitchen air (1st Floor)	<0.099	<0.10	<0.10	<0.099	**0.18**	<0.17	<0.14	<0.13	<0.13	--	--	--	--	--	--
11.29	11.29-04-050819	05/08/2019	Bedroom air (2nd Floor)	<0.099	<0.10	<0.10	<0.099	**0.32**	<0.17	<0.14	<0.13	<0.13	--	--	--	--	--	--
11.29	PSG-11-30-5 [4]	03/07/2019	Perimeter soil gas-11-30	**70**	<8.0	<8.0	<8.0	<8.0	**1,690**	<8.0	**136**	<8.0	--	<80	<80	<80	--	--
11.29	PSG-11-30-15 [4]	03/07/2019	Perimeter soil gas-11-30	**154**	<8.0	<8.0	<8.0	<8.0	**905**	<8.0	**255**	<8.0	--	<80	<80	<80	--	--
11.30	11.30-AA-032919	03/29/2019	Outdoor air	<0.099	<0.10	**0.12**	<0.099	<0.099	<0.17	<0.14	<0.13	<0.13	--	--	--	--	--	--
11.30	11.30-01-032919	03/29/2019	Dining room air (1st Floor)	<0.099	<0.10	**0.97**	<0.099	<0.099	<0.17	<0.14	<0.13	<0.13	--	--	--	--	--	--
11.30	11.30-11-032919	03/29/2019	Dining room air (1st Floor) (Duplicate)	<0.099	<0.10	**0.99**	<0.099	<0.099	<0.17	<0.14	<0.13	<0.13	--	--	--	--	--	--
11.30	11.30-02-032919	03/29/2019	Bathroom air (1st Floor)	<0.099	<0.10	**1.2**	<0.099	<0.099	<0.17	<0.14	<0.13	<0.13	--	--	--	--	--	--
11.30	11.30-03-032919	03/29/2019	Bedroom air (1st Floor)	<0.099	<0.10	**1.9**	<0.099	<0.099	<0.17	<0.14	<0.13	<0.13	--	--	--	--	--	--
11.30	PSG-11-3-5 [4]	03/07/2019	Perimeter soil gas-11-3	**9.0**	<8.0	<8.0	<8.0	<8.0	**17**	<8.0	**16**	<8.0	--	<80	<80	<80	--	--
11.30	PSG-11-3-15 [4]	03/07/2019	Perimeter soil gas-11-3	**52**	<8.0	<8.0	<8.0	<8.0	**22**	<8.0	**47**	<8.0	--	<80	<80	<80	--	--
11.30	11.30-AA-110819	11/08/2019	RESAMPLE Outdoor air	<0.099	<0.10	<0.10	<0.099	<0.099	**0.22**	<0.14	<0.13	<0.13	--	--	--	--	--	--
11.30	11.30-01-110819	11/08/2019	RESAMPLE Dining room air (1st Floor)	<0.099	<0.10	**0.87**	<0.099	<0.099	<0.17	<0.14	**0.13**	<0.13	--	--	--	--	--	--
11.30	11.30-02-110819	11/08/2019	RESAMPLE Bathroom air (1st Floor)	<0.49 UJ	<0.50 UJ	**1.2 J**	<0.49 UJ	<0.49 UJ	<0.83 UJ	<0.67 UJ	<0.66 UJ	<0.63 UJ	--	--	--	--	--	--
11.30	11.30-03-110819	11/08/2019	RESAMPLE Bedroom air (1st Floor)	<0.099	<0.10	**1.1**	<0.099	<0.099	<0.17	<0.14	<0.13	<0.13	--	--	--	--	--	--
11.30	PSG-11-3-5 [4]	07/12/2019	Perimeter soil gas-11-3	**11**	<8.0	<8.0	<8.0	<8.0	**12**	<8.0	**19**	<8.0	--	<80	<80	<80	--	--
11.30	PSG-11-3-15 [4]	07/12/2019	Perimeter soil gas-11-3	**49**	<8.0	<8.0	<8.0	<8.0	**18**	<8.0	**61**	<8.0	--	<80	<80	<80	--	--
11.31	11.31-AA-092019	09/20/2019	Outdoor air	<0.099	<0.10	<0.10	<0.099	<0.099	<0.17	<0.14	<0.13	<0.13	--	--	--	--	--	--
11.31	11.31-01-092019	09/20/2019	Living room air (1st Floor)	<0.099	<0.10	**0.27**	<0.099	<0.099	<0.17	<0.14	<0.13	<0.13	--	--	--	--	--	--
11.31	11.31-11-092019	09/20/2019	Living room air (1st Floor) (Duplicate)	<0.099	<0.10	**0.26**	<0.099	<0.099	<0.17	<0.14	<0.13	<0.13	--	--	--	--	--	--
11.31	11.31-02-092019	09/20/2019	Bathroom (guest) air (1st Floor)	<0.099	<0.10	**0.27**	<0.099	<0.099	<0.17	<0.14	<0.13	<0.13	--	--	--	--	--	--
11.31	11.31-03-092019	09/20/2019	Bedroom (guest) air (1st Floor)	<0.099	<0.10	**0.32**	<0.099	<0.099	<0.17	<0.14	<0.13	<0.13	--	--	--	--	--	--

TABLE A-6

HISTORICAL RESIDENTIAL INDOOR AIR AND SOIL GAS SAMPLING RESULTS
Former Ford Aeronutronic Facility
Newport Beach, California

Building ID	Sample ID	Date [2]	Location Description	Volatile Organic Compounds [1] (µg/m³)									Leak Detection Compounds [1]					
				1,1-DCE	1,1-DCA	1,2-DCA	cis-1,2-DCE	trans-1,2-DCE	PCE	1,1,1-TCA	TCE	Vinyl Chloride	Helium (ppmv)	Heptane (µg/m³)	Hexane (µg/m³)	Pentane (µg/m³)	TFA (µg/m³)	DFA (µg/m³)
11.31	11.31-04-092019	09/20/2019	Bedroom (master) air (2nd Floor)	<0.099	<0.10	**0.27**	<0.099	<0.099	<0.17	<0.14	<0.13	<0.13	--	--	--	--	--	--
11.31	PSG-11-5-5 [4]	07/15/2019	Perimeter soil gas-11-5	<8.0	<8.0	<8.0	<8.0	<8.0	<8.0	<8.0	<8.0	<8.0	--	<80	<80	<80	--	--
11.31	PSG-11-5-15 [4]	07/15/2019	Perimeter soil gas-11-5	<8.0	<8.0	<8.0	<8.0	<8.0	<8.0	<8.0	<8.0	<8.0	--	<80	<80	<80	--	--
11.32	11.29-AA-050819 [6]	05/08/2019	Outdoor air	<0.099	<0.10	<0.10	<0.099	<0.099	<0.17	<0.14	<0.13	<0.13	--	--	--	--	--	--
11.32	11.32-01-050819	05/08/2019	Dining room air (1st Floor)	<0.099	<0.10	**0.27**	<0.099	<0.099	**0.22**	<0.14	<0.13	<0.13	--	--	--	--	--	--
11.32	11.32-02-050819	05/08/2019	Bathroom air (1st Floor)	<0.099	<0.10	<0.10	<0.099	<0.099	**0.21**	<0.14	<0.13	<0.13	--	--	--	--	--	--
11.32	11.32-03-050819	05/08/2019	Kitchen air (1st Floor)	<0.099	<0.10	<0.10	<0.099	<0.099	<0.17	<0.14	<0.13	<0.13	--	--	--	--	--	--
11.32	11.32-04-050819	05/08/2019	Bedroom (master) air (2nd Floor)	<0.099	<0.10	**0.10**	<0.099	<0.099	**2.7**	<0.14	<0.13	<0.13	--	--	--	--	--	--
11.32	11.32-AA-072519	07/25/2019	RESAMPLE Outdoor air	<0.099	<0.10	<0.10	<0.099	<0.099	<0.17	<0.14	<0.13	<0.13	--	--	--	--	--	--
11.32	11.32-01-072519	07/25/2019	RESAMPLE Dining room air (1st Floor)	<0.099	<0.10	<0.10	<0.099	<0.099	<0.17	<0.14	<0.13	<0.13	--	--	--	--	--	--
11.32	11.32-11-072519	07/25/2019	RESAMPLE Dining room air (1st Floor) (Duplicate)	<0.099	<0.10	<0.10	<0.099	<0.099	<0.17	<0.14	<0.13	<0.13	--	--	--	--	--	--
11.32	11.32-02-072519	07/25/2019	RESAMPLE Bathroom air (1st Floor)	<0.099	<0.10	<0.10	<0.099	<0.099	<0.17	<0.14	<0.13	<0.13	--	--	--	--	--	--
11.32	11.32-03-072519	07/25/2019	RESAMPLE Kitchen air (1st Floor)	<0.099	<0.10	<0.10	<0.099	<0.099	<0.17	<0.14	<0.13	<0.13	--	--	--	--	--	--
11.32	11.32-04-072519	07/25/2019	RESAMPLE Bedroom (master) air (2nd Floor)	<0.099	<0.10	<0.10	<0.099	<0.099	**0.26**	<0.14	<0.13	<0.13	--	--	--	--	--	--
11.32	PSG-11-5-5 [4]	03/07/2019	Perimeter soil gas-11-5	<8.0	<8.0	<8.0	<8.0	<8.0	**9.0**	<8.0	<8.0	<8.0	--	<80	<80	<80	--	--
11.33	11.33-AA-032719	03/27/2019	Outdoor air	<0.099	<0.10	**0.12**	<0.099	<0.099	<0.17	<0.14	<0.13	<0.13	--	--	--	--	--	--
11.33	11.33-01-032719	03/27/2019	Living room air (1st Floor)	<0.099	<0.10	**0.13**	<0.099	<0.099	<0.17	**1.8**	**0.17**	<0.13	--	--	--	--	--	--
11.33	11.33-02-032719	03/27/2019	Bathroom air (1st Floor)	<0.099	<0.10	**0.13**	<0.099	<0.099	<0.17	**1.6**	**0.14**	<0.13	--	--	--	--	--	--
11.33	11.33-03-032719	03/27/2019	Bedroom (master) air (2nd Floor)	<0.099	<0.10	**0.13**	<0.099	<0.099	<0.17	**1.6**	**0.14**	<0.13	--	--	--	--	--	--
11.33	PSG-11-7-5 [4]	03/07/2019	Perimeter soil gas-11-7	<8.0	<8.0	<8.0	<8.0	<8.0	**11**	<8.0	<8.0	<8.0	--	<80	<80	<80	--	--
11.33	11.33-AA-102519	10/25/2019	RESAMPLE Outdoor air	<0.099	<0.10	<0.10	<0.099	<0.099	<0.17	<0.14	<0.13	<0.13	--	--	--	--	--	--
11.33	11.33-01-102519	10/25/2019	RESAMPLE Living room air (1st Floor)	<0.099	<0.10	<0.10	<0.099	<0.099	<0.17	**0.20**	<0.13	<0.13	--	--	--	--	--	--
11.33	11.33-11-102519	10/25/2019	RESAMPLE Living room air (1st Floor) (Duplicate)	<0.099	<0.10	<0.10	<0.099	<0.099	<0.17	**0.15**	<0.13	<0.13	--	--	--	--	--	--
11.33	11.33-02-102519	10/25/2019	RESAMPLE Bathroom air (1st Floor)	<0.099	<0.10	<0.10	<0.099	<0.099	<0.17	<0.14	<0.13	<0.13	--	--	--	--	--	--
11.33	11.33-03-102519	10/25/2019	RESAMPLE Bedroom (master) air (2nd Floor)	<0.099	<0.10	<0.10	<0.099	<0.099	**0.31**	<0.14	<0.13	<0.13	--	--	--	--	--	--
11.33	PSG-11-7-5 [4]	07/15/2019	Perimeter soil gas-11-7	<8.0	<8.0	<8.0	<8.0	<8.0	<8.0	<8.0	<8.0	<8.0	--	<80	<80	<80	--	--
11.33	PSG-11-7-5 REP [4]	07/15/2019	Perimeter soil gas-11-7 (Replicate)	<8.0	<8.0	<8.0	<8.0	<8.0	<8.0	<8.0	<8.0	<8.0	--	<80	<80	<80	--	--
11.34	--	--	Outdoor air [14]	--	--	--	--	--	--	--	--	--	--	--	--	--	--	--
11.34	11.34-01-031319	03/13/2019	Living room air (1st Floor)	<0.099	<0.10	**0.13**	<0.099	<0.099	<0.17	<0.14	<0.13	<0.13	--	--	--	--	--	--
11.34	11.34-02-031319	03/13/2019	Bathroom air (1st Floor)	<0.099	<0.10	**0.13**	<0.099	<0.099	<0.17	<0.14	<0.13	<0.13	--	--	--	--	--	--
11.34	11.34-03-031319	03/13/2019	Family room air (1st Floor)	<0.099	<0.10	**0.13**	<0.099	<0.099	<0.17	<0.14	<0.13	<0.13	--	--	--	--	--	--
11.34	11.34-04-031319	03/13/2019	Bathroom air (2nd Floor)	<0.099	<0.10	**0.15**	<0.099	<0.099	<0.17	<0.14	<0.13	<0.13	--	--	--	--	--	--
11.34	PSG-11-7-5 [4]	03/07/2019	Perimeter soil gas-11-7	<8.0	<8.0	<8.0	<8.0	<8.0	**11**	<8.0	<8.0	<8.0	--	<80	<80	<80	--	--
11.35	11.35-AA-110619	11/06/2019	Outdoor air	<0.099	<0.10	<0.10	<0.099	<0.099	<0.17	<0.14	<0.13	<0.13	--	--	--	--	--	--
11.35	11.35-01-110619	11/06/2019	Dining room air (1st Floor)	<0.099	<0.10	**0.18**	<0.099	<0.099	<0.17	<0.14	<0.13	<0.13	--	--	--	--	--	--
11.35	11.35-02-110619	11/06/2019	Bathroom air (1st Floor)	<0.099	<0.10	**0.51**	<0.099	<0.099	<0.17	<0.14	<0.13	<0.13	--	--	--	--	--	--
11.35	11.35-03-110619	11/06/2019	Living room air (1st Floor)	<0.099	<0.10	**0.26**	<0.099	<0.099	<0.17	<0.14	<0.13	<0.13	--	--	--	--	--	--
11.35	11.35-04-110619	11/06/2019	Bedroom (master) air (2nd Floor)	<0.099	<0.10	**0.21**	<0.099	<0.099	<0.17	<0.14	<0.13	<0.13	--	--	--	--	--	--
11.35	PSG-11-9-5 [4]	07/15/2019	Perimeter soil gas-11-9	<8.0	<8.0	<8.0	<8.0	<8.0	**13**	<8.0	<8.0	<8.0	--	<80	<80	<80	--	--
11.35	PSG-11-9-15 [4]	07/15/2019	Perimeter soil gas-11-9	<8.0	<8.0	<8.0	<8.0	<8.0	**15**	<8.0	**14**	<8.0	--	<80	<80	<80	--	--
11.37	11.37-AA-050819 [7]	05/08/2019	Outdoor air	<0.099	<0.10	<0.10	<0.099	<0.099	<0.17	<0.14	<0.13	<0.13	--	--	--	--	--	--
11.37	11.37-01-050819	05/08/2019	Living room air (1st Floor)	<0.099	<0.10	**0.44**	<0.099	<0.099	<0.17	**0.51**	<0.13	<0.13	--	--	--	--	--	--
11.37	11.37-02-050819	05/08/2019	Bathroom air (1st Floor)	<0.099	<0.10	**0.51**	<0.099	<0.099	<0.17	**0.47**	<0.13	<0.13	--	--	--	--	--	--
11.37	11.37-03-050819	05/08/2019	Family room air (1st Floor)	<0.099	<0.10	**0.51**	<0.099	<0.099	<0.17	**0.48**	<0.13	<0.13	--	--	--	--	--	--
11.37	11.37-04-050819	05/08/2019	Bedroom (office) air (2nd Floor)	<0.099	<0.10	**0.45**	<0.099	<0.099	<0.17	**0.38**	<0.13	<0.13	--	--	--	--	--	--
11.37	PSG-11-12-5 [4]	03/05/2019	Perimeter soil gas-11-12	<8.0	<8.0	<8.0	<8.0	<8.0	**7.0 J**	<8.0	<8.0	<8.0	--	<80	<80	<80	--	--
11.37	PSG-11-12-15 [4]	03/05/2019	Perimeter soil gas-11-12	<8.0	<8.0	<8.0	<8.0	<8.0	**9.0**	<8.0	<8.0	<8.0	--	<80	<80	<80	--	--
11.38	11.38-AA-051719	05/17/2019	Outdoor air	<0.099	<0.10	<0.10	<0.099	<0.099	<0.17	<0.14	<0.13	<0.13	--	--	--	--	--	--
11.38	11.38-01-051719	05/17/2019	Living room air (1st Floor)	<0.13	<0.13	<0.13	<0.13	<0.13	<0.22	<0.18	<0.18	<0.17	--	--	--	--	--	--
11.38	11.38-02-051719	05/17/2019	Bathroom (guest) air (1st Floor)	<0.099	<0.10	<0.10	<0.099	<0.099	<0.17	<0.14	<0.13	<0.13	--	--	--	--	--	--
11.38	11.38-03-051719	05/17/2019	Bedroom (office) air (1st Floor)	<0.099	<0.10	<0.10	<0.099	<0.099	<0.17	<0.14	<0.13	<0.13	--	--	--	--	--	--
11.38	11.38-04-051719	05/17/2019	Bedroom (guest) air (2nd Floor)	<0.099	<0.10	**0.11**	<0.099	<0.099	<0.17	<0.14	<0.13	<0.13	--	--	--	--	--	--
11.38	PSG-11-12-5 [4]	03/05/2019	Perimeter soil gas-11-12	<8.0	<8.0	<8.0	<8.0	<8.0	**7.0 J**	<8.0	<8.0	<8.0	--	<80	<80	<80	--	--
11.38	PSG-11-12-15 [4]	03/05/2019	Perimeter soil gas-11-12	<8.0	<8.0	<8.0	<8.0	<8.0	**9.0**	<8.0	<8.0	<8.0	--	<80	<80	<80	--	--
11.39	11.39-AA-050319	05/03/2019	Outdoor air	<0.099	<0.10	<0.10	<0.099	<0.099	<0.17	<0.14	<0.13	<0.13	--	--	--	--	--	--
11.39	11.39-01-050319	05/03/2019	Living room air (1st Floor)	<0.099	<0.10	**0.71**	<0.099	<0.099	<0.17	**0.58**	<0.13	<0.13	--	--	--	--	--	--

TABLE A-6

HISTORICAL RESIDENTIAL INDOOR AIR AND SOIL GAS SAMPLING RESULTS
Former Ford Aeronutronic Facility
Newport Beach, California

Building ID	Sample ID	Date [2]	Location Description	Volatile Organic Compounds [1] (µg/m³)									Leak Detection Compounds [1]					
				1,1-DCE	1,1-DCA	1,2-DCA	cis-1,2-DCE	trans-1,2-DCE	PCE	1,1,1-TCA	TCE	Vinyl Chloride	Helium (ppmv)	Heptane (µg/m³)	Hexane (µg/m³)	Pentane (µg/m³)	TFA (µg/m³)	DFA (µg/m³)
11.39	11.39-11-050319	05/03/2019	Living room air (1st Floor) (Duplicate)	<0.099	<0.10	**0.70**	<0.099	<0.099	<0.17	**0.60**	<0.13	<0.13	--	--	--	--	--	--
11.39	11.39-02-050319	05/03/2019	Bathroom (guest) air (1st Floor)	<0.099	<0.10	**0.21**	<0.099	<0.099	<0.17	**0.72**	<0.13	<0.13	--	--	--	--	--	--
11.39	11.39-03-050319	05/03/2019	Family room air (1st Floor)	<0.099	<0.10	**0.20**	<0.099	<0.099	<0.17	**0.66**	<0.13	<0.13	--	--	--	--	--	--
11.39	11.39-04-050319	05/03/2019	Bedroom (master) air (2nd Floor)	<0.099	<0.10	**0.24**	<0.099	<0.099	**0.41**	**0.40**	<0.13	<0.13	--	--	--	--	--	--
11.39	PSG-11-27-5 [4]	03/04/2019	Perimeter soil gas-11-27	**800**	**18**	<8.0	**5.0 J**	<8.0	**276**	<8.0	**3,090**	<8.0	--	<80	<80	<80	--	--
11.39	PSG-11-27-5 REP [4]	03/04/2019	Perimeter soil gas-11-27 (Replicate)	**803**	**18**	<8.0	**5.0 J**	<8.0	**290**	<8.0	**3,070**	<8.0	--	<80	<80	<80	--	--
11.39	PSG-11-27-15 [4]	03/04/2019	Perimeter soil gas-11-27	**1,630**	**56**	<8.0	**42**	<8.0	**416**	<8.0	**6,680**	<8.0	--	<80	<80	<80	--	--
11.39	11.39-AA-110422	11/04/2022	RESAMPLE Outdoor air	<0.099 UJ	<0.10 UJ	<0.10 UJ	<0.20 UJ	<0.099 UJ	<0.17 UJ	<0.14 UJ	<0.13 UJ	<0.13 UJ	--	--	--	--	--	--
11.39	11.39-01-110422	11/04/2022	RESAMPLE Living room air (1st Floor)	<0.099	<0.10	**0.10**	<0.20	<0.099	<0.17	<0.14	<0.13	<0.13	--	--	--	--	--	--
11.39	11.39-11-110422	11/04/2022	RESAMPLE Living room air (1st Floor) (Replicate)	<0.099	<0.10	**0.11**	<0.20	<0.099	<0.17	<0.14	<0.13	<0.13	--	--	--	--	--	--
11.39	11.39-02-110422	11/04/2022	RESAMPLE Bathroom (guest) air (1st Floor)	<0.099	<0.10	**0.11**	<0.20	<0.099	<0.17	<0.14	<0.13	<0.13	--	--	--	--	--	--
11.39	11.39-03-110422	11/04/2022	RESAMPLE Family room air (1st Floor)	<0.099	<0.10	<0.10	<0.20	<0.099	<0.17	<0.14	<0.13	<0.13	--	--	--	--	--	--
11.39	11.39-04-110422	11/04/2022	RESAMPLE Bedroom (master) air (2nd Floor)	<0.099	<0.10	<0.10	<0.20	<0.099	<0.17	<0.14	<0.13	<0.13	--	--	--	--	--	--
11.39	PSG-11-27-5 [4]	08/30/2022	Parcel 11, perimeter soil gas-11-27	**330 J+**	<100	<20	<100	<100	**380**	<100	**2,500**	<10	--	--	--	--	--	<100
11.39	PSG-11-27-15 [4]	08/30/2022	Parcel 11, perimeter soil gas-11-27	**650 J+**	<100	<20	<100	<100	**310**	<100	**3,400**	<10	--	--	--	--	--	<100
11.40	11.40-AA-051019	05/10/2019	Outdoor air	<0.099	<0.10	<0.10	<0.099	<0.099	<0.17	<0.14	<0.13	<0.13	--	--	--	--	--	--
11.40	11.40-01-051019	05/10/2019	Living room air (1st Floor)	<0.099	<0.10	<0.10	<0.099	<0.099	<0.17	<0.14	<0.13	<0.13	--	--	--	--	--	--
11.40	11.40-02-051019	05/10/2019	Family room air (1st Floor)	<0.099	<0.10	**0.12**	<0.099	<0.099	<0.17	<0.14	<0.13	<0.13	--	--	--	--	--	--
11.40	11.40-03-051019	05/10/2019	Bathroom air (1st Floor)	<0.099	<0.10	**0.11**	<0.099	<0.099	<0.17	<0.14	<0.13	<0.13	--	--	--	--	--	--
11.40	11.40-04-051019	05/10/2019	Bedroom (master) air (2nd Floor)	<0.099	<0.10	<0.10	<0.099	<0.099	<0.17	<0.14	<0.13	<0.13	--	--	--	--	--	--
11.40	PSG-11-27-5 [4]	03/04/2019	Perimeter soil gas-11-27	**800**	**18**	<8.0	**5.0 J**	<8.0	**276**	<8.0	**3,090**	<8.0	--	<80	<80	<80	--	--
11.40	PSG-11-27-5 REP [4]	03/04/2019	Perimeter soil gas-11-27 (Replicate)	**803**	**18**	<8.0	**5.0 J**	<8.0	**290**	<8.0	**3,070**	<8.0	--	<80	<80	<80	--	--
11.40	PSG-11-27-15 [4]	03/04/2019	Perimeter soil gas-11-27	**1,630**	**56**	<8.0	**42**	<8.0	**416**	<8.0	**6,680**	<8.0	--	<80	<80	<80	--	--
11.41	11.41-AA-022120	02/21/2020	Outdoor air	<0.099	<0.10	<0.10	<0.099	<0.099	<0.17	<0.14	<0.13	<0.13	--	--	--	--	--	--
11.41	11.41-01-022120	02/21/2020	Living room air (1st Floor)	<0.099	<0.10	**0.27**	<0.099	<0.099	**0.26**	**1.6**	<0.13	<0.13	--	--	--	--	--	--
11.41	11.41-11-022120	02/21/2020	Living room air (1st Floor) (Duplicate)	<0.099	<0.10	**0.25**	<0.099	<0.099	**0.24**	**1.4**	<0.13	<0.13	--	--	--	--	--	--
11.41	11.41-02-022120	02/21/2020	Bathroom air (1st Floor)	<0.099	<0.10	**0.21**	<0.099	<0.099	**0.25**	**1.8**	<0.13	<0.13	--	--	--	--	--	--
11.41	11.41-03-022120	02/21/2020	Family room air (1st Floor)	<0.099	<0.10	**0.20**	<0.099	<0.099	**0.25**	**1.8**	<0.13	<0.13	--	--	--	--	--	--
11.41	11.41-04-022120	02/21/2020	Bedroom (master) air (2nd Floor)	<0.099	<0.10	**0.37**	<0.099	<0.099	**0.31**	**1.1**	**0.16**	<0.13	--	--	--	--	--	--
11.41	PSG-11-28-5 [4]	01/29/2020	Perimeter soil gas-11-28	**117**	<8.0	<8.0	<8.0	<8.0	**123**	<8.0	**419**	<8.0	--	<80	<80	<80	--	--
11.41	PSG-11-28-15 [4]	01/29/2020	Perimeter soil gas-11-28	**592**	**6.0 J**	<8.0	**3.0 J**	<8.0	**355**	<8.0	**1,800**	<8.0	--	<80	<80	<80	--	--
11.42	11.43-AA-022719 [6]	02/27/2019	Outdoor air	<0.099	<0.10	<0.10	<0.099	<0.099	<0.17	<0.14	**0.22**	<0.13	--	--	--	--	--	--
11.42	11.42-01-022719	02/27/2019	Family room air (1st Floor)	<0.099	<0.10	**0.14**	<0.099	<0.099	<0.17	<0.14	<0.13	<0.13	--	--	--	--	--	--
11.42	11.42-02-022719	02/27/2019	Bathroom air (1st Floor)	<0.099	<0.10	<0.10	<0.099	<0.099	<0.17	<0.14	<0.13	<0.13	--	--	--	--	--	--
11.42	11.42-03-022719	02/27/2019	Bedroom (master) air (1st Floor)	<0.099	<0.10	**0.13**	<0.099	<0.099	<0.17	<0.14	<0.13	<0.13	--	--	--	--	--	--
11.42	PSG-11-28-5 [4]	03/07/2019	Perimeter soil gas-11-28	**162**	<8.0	<8.0	<8.0	<8.0	**67**	<8.0	**371**	<8.0	--	<80	<80	<80	--	--
11.42	PSG-11-28-15 [4]	03/07/2019	Perimeter soil gas-11-28	**764**	**15**	<8.0	**7.0 J**	<8.0	**217**	<8.0	**2,190**	<8.0	--	<80	<80	<80	--	--
11.42	PSG-11-28-15 REP [4]	03/07/2019	Perimeter soil gas-11-28 (Replicate)	**853**	**17**	<8.0	**7.0 J**	<8.0	**265**	<8.0	**2,500**	<8.0	--	<80	<80	<80	--	--
11.43	11.43-AA-022719	02/27/2019	Outdoor air	<0.099	<0.10	<0.10	<0.099	<0.099	<0.17	<0.14	**0.22**	<0.13	--	--	--	--	--	--
11.43	11.43-01-022719	02/27/2019	Family room air (1st Floor)	<0.099	<0.10	**0.21**	<0.099	<0.099	**2.7**	<0.14	<0.13	<0.13	--	--	--	--	--	--
11.43	11.43-02-022719	02/27/2019	Bathroom air (1st Floor)	<0.099	<0.10	**0.22**	<0.099	<0.099	**4.2**	<0.14	**0.31**	<0.13	--	--	--	--	--	--
11.43	11.43-03-022719	02/27/2019	Bedroom (master) air (2nd Floor)	<0.099	<0.10	**0.36**	<0.099	<0.099	**3.9**	<0.14	<0.13	<0.13	--	--	--	--	--	--
11.43	11.43-04-022719	02/27/2019	Bedroom air (2nd Floor)	<0.099	<0.10	**0.28**	<0.099	<0.099	**2.9**	<0.14	<0.13	<0.13	--	--	--	--	--	--
11.43	11.43-AA-052919	05/29/2019	RESAMPLE Outdoor air	<0.099	<0.10	<0.10	<0.099	<0.099	<0.17	<0.14	<0.13	<0.13	--	--	--	--	--	--
11.43	11.43-01-052919	05/29/2019	RESAMPLE Family room air (1st Floor)	<0.099	<0.10	**0.21**	<0.099	<0.099	**4.9**	<0.14	<0.13	<0.13	--	--	--	--	--	--
11.43	11.43-02-052919	05/29/2019	RESAMPLE Bathroom air (1st Floor)	<0.099	<0.10	**0.33**	<0.099	<0.099	**7.4**	<0.14	<0.13	<0.13	--	--	--	--	--	--
11.43	11.43-03-052919	05/29/2019	RESAMPLE Bedroom (master) air (2nd Floor)	<0.099	<0.10	**0.33**	<0.099	<0.099	**8.2**	<0.14	<0.13	<0.13	--	--	--	--	--	--
11.43	11.43-04-052919	05/29/2019	RESAMPLE Bedroom air (2nd Floor)	<0.099	<0.10	**0.36**	<0.099	<0.099	**8.6**	<0.14	<0.13	<0.13	--	--	--	--	--	--
11.43	PSG-11-30-5 [4]	03/07/2019	Perimeter soil gas-11-30	**70**	<8.0	<8.0	<8.0	<8.0	**1,690**	<8.0	**136**	<8.0	--	<80	<80	<80	--	--
11.43	PSG-11-30-15 [4]	03/07/2019	Perimeter soil gas-11-30	**154**	<8.0	<8.0	<8.0	<8.0	**905**	<8.0	**255**	<8.0	--	<80	<80	<80	--	--
11.43	11.43-AA-030620	03/06/2020	RESAMPLE Outdoor air	<0.099 UJ	<0.10 UJ	<0.10 UJ	<0.099 UJ	<0.099 UJ	<0.17 UJ	<0.14 UJ	<0.13 UJ	<0.13 UJ	--	--	--	--	--	--
11.43	11.43-01-030620-M	03/06/2020	RESAMPLE Family room air (1st Floor) (M)	<0.099	<0.10	**0.24**	<0.099	<0.099	**3.0**	<0.14	<0.13	<0.13	--	--	--	--	--	--
11.43	11.43-02-030620-M	03/06/2020	RESAMPLE Bathroom air (1st Floor) (M)	<0.099	<0.10	**0.23**	<0.099	<0.099	**3.0**	<0.14	<0.13	<0.13	--	--	--	--	--	--
11.43	11.43-03-030620-M	03/06/2020	RESAMPLE Bedroom (master) air (2nd Floor) (M)	<0.099	<0.10	**0.13**	<0.099	<0.099	**0.98**	<0.14	<0.13	<0.13	--	--	--	--	--	--
11.43	11.43-04-030620-M	03/06/2020	RESAMPLE Bedroom air (2nd Floor) (M)	<0.099	<0.10	**0.13**	<0.099	<0.099	**0.89**	<0.14	<0.13	<0.13	--	--	--	--	--	--
11.43	PSG-11-1-14.5 [4]	01/31/2020	Perimeter soil gas-11-1	**326 R**	<8.0 R	<8.0 R	<8.0 R	<8.0 R	**336 R**	<8.0 R	**309 R**	<8.0 R	--	**6,450**	**1,520**	**901**	--	--

TABLE A-6

HISTORICAL RESIDENTIAL INDOOR AIR AND SOIL GAS SAMPLING RESULTS
Former Ford Aeronutronic Facility
Newport Beach, California

Building ID	Sample ID	Date [2]	Location Description	Volatile Organic Compounds [1] (µg/m³)									Leak Detection Compounds [1]					
				1,1-DCE	1,1-DCA	1,2-DCA	cis-1,2-DCE	trans-1,2-DCE	PCE	1,1,1-TCA	TCE	Vinyl Chloride	Helium (ppmv)	Heptane (µg/m³)	Hexane (µg/m³)	Pentane (µg/m³)	TFA (µg/m³)	DFA (µg/m³)
11.43	PSG-11-30-5 [4]	02/07/2020	Perimeter soil gas-11-30	**44**	<8.0	<8.0	<8.0	<8.0	**1,880**	<8.0	**106**	<8.0	--	<80	<80	<80	--	--
11.43	PSG-11-30-15 [4]	02/07/2020	Perimeter soil gas-11-30	**119**	<8.0	<8.0	<8.0	<8.0	**1,150**	<8.0	**235**	<8.0	--	<80	<80	<80	--	--
11.43	11.43-AA-102921	10/29/2021	RESAMPLE Outdoor air	<0.099	<0.10	<0.10	<0.099	<0.099	<0.17	<0.14	<0.13	<0.13	--	--	--	--	--	--
11.43	11.43-01-102921	10/29/2021	RESAMPLE Family room air (1st Floor)	<0.22	<0.22	<0.22	<0.22	<0.22	**2.8**	<0.30	<0.30	<0.28	--	--	--	--	--	--
11.43	11.43-02-102921	10/29/2021	RESAMPLE Bathroom air (1st Floor)	<0.099	<0.10	**0.15**	<0.099	<0.099	**2.9**	<0.14	<0.13	<0.13	--	--	--	--	--	--
11.43	11.43-03-102921	10/29/2021	RESAMPLE Bedroom (master) air (2nd Floor)	<0.099	<0.10	**0.12**	<0.099	<0.099	**1.5**	<0.14	<0.13	<0.13	--	--	--	--	--	--
11.43	11.43-04-102921	10/29/2021	RESAMPLE Bedroom air (2nd Floor)	<0.099	<0.10	<0.10	<0.099	<0.099	<0.17	<0.14	<0.13	<0.13	--	--	--	--	--	--
11.43	PSG-11-30-5 [4]	09/09/2021	Perimeter soil gas-11-30 air	**30**	<8.0	<8.0	<8.0	<8.0	**3,400 J**	<8.0	**126**	<8.0	--	<80	<80	<80	--	--
11.43	PSG-11-30-15 [4]	09/09/2021	Perimeter soil gas-11-30 air	**93**	<8.0	<8.0	<8.0	<8.0	**1,150 J**	<8.0	**246**	<8.0	--	<80	<80	<80	--	--
11.44	11.44-AA-041219	04/12/2019	Outdoor air	<0.099	<0.10	**0.10**	<0.099	<0.099	<0.17	<0.14	<0.13	<0.13	--	--	--	--	--	--
11.44	11.44-01-041219	04/12/2019	Living room air (1st Floor)	<0.099	<0.10	**0.15**	<0.099	<0.099	<0.17	**1.3**	<0.13	<0.13	--	--	--	--	--	--
11.44	11.44-02-041219	04/12/2019	Bathroom (guest) air (1st Floor)	<0.099	<0.10	**0.17**	<0.099	<0.099	<0.17	**1.3**	<0.13	<0.13	--	--	--	--	--	--
11.44	11.44-03-041219	04/12/2019	Sitting room air (1st Floor)	<0.099	<0.10	**0.18**	<0.099	<0.099	<0.17	**1.6**	<0.13	<0.13	--	--	--	--	--	--
11.44	11.44-04-041219	04/12/2019	Bedroom (master) air (2nd Floor)	<0.099	<0.10	**0.17**	<0.099	<0.099	<0.17	**0.98**	**0.14**	<0.13	--	--	--	--	--	--
11.44	PSG-11-30-5 [4]	03/07/2019	Perimeter soil gas-11-30	**70**	<8.0	<8.0	<8.0	<8.0	**1,690**	<8.0	**136**	<8.0	--	<80	<80	<80	--	--
11.44	PSG-11-30-15 [4]	03/07/2019	Perimeter soil gas-11-30	**154**	<8.0	<8.0	<8.0	<8.0	**905**	<8.0	**255**	<8.0	--	<80	<80	<80	--	--
11.44	11.44-AA-021420	02/14/2020	RESAMPLE Outdoor air	<0.099	<0.10	**0.11**	<0.099	<0.099	**0.19**	<0.14	<0.13	<0.13	--	--	--	--	--	--
11.44	11.44-01-021420	02/14/2020	RESAMPLE Living room air (1st Floor)	<0.099	<0.10	**0.14**	<0.099	<0.099	**0.20**	**0.44**	<0.13	<0.13	--	--	--	--	--	--
11.44	11.44-02-021420	02/14/2020	RESAMPLE Bathroom (guest) air (1st Floor)	<0.12	<0.12	**0.14**	<0.12	<0.12	**0.21**	**0.37**	<0.16	<0.15	--	--	--	--	--	--
11.44	11.44-03-021420	02/14/2020	RESAMPLE Sitting room air (1st Floor)	<0.099	<0.10	**0.15**	<0.099	<0.099	**0.24**	**0.83**	<0.13	<0.13	--	--	--	--	--	--
11.44	11.44-04-021420	02/14/2020	RESAMPLE Bedroom (master) air (2nd Floor)	<0.099	<0.10	**0.27**	<0.099	<0.099	**0.30**	**0.53**	<0.13	<0.13	--	--	--	--	--	--
11.44	PSG-11-30-5 [4]	02/07/2020	Perimeter soil gas-11-30	**44**	<8.0	<8.0	<8.0	<8.0	**1,880**	<8.0	**106**	<8.0	--	<80	<80	<80	--	--
11.44	PSG-11-30-15 [4]	02/07/2020	Perimeter soil gas-11-30	**119**	<8.0	<8.0	<8.0	<8.0	**1,150**	<8.0	**235**	<8.0	--	<80	<80	<80	--	--
11.45	11.45-AA-030119	03/01/2019	Outdoor air	<0.099 UJ	<0.10 UJ	<0.10 UJ	<0.099 UJ	<0.099 UJ	<0.17 UJ	<0.14 UJ	<0.13 UJ	<0.13 UJ	--	--	--	--	--	--
11.45	11.45-01-030119	03/01/2019	Living room air (1st Floor)	<0.099	<0.10	**0.18**	<0.099	<0.099	**0.34**	<0.14	<0.13	<0.13	--	--	--	--	--	--
11.45	11.45-11-030119	03/01/2019	Living room air (1st Floor) (Duplicate)	<0.099	<0.10	**0.15**	<0.099	<0.099	<0.17	<0.14	<0.13	<0.13	--	--	--	--	--	--
11.45	11.45-02-030119	03/01/2019	Bathroom air (1st Floor)	<0.099	<0.10	**0.17**	<0.099	<0.099	<0.17	<0.14	<0.13	<0.13	--	--	--	--	--	--
11.45	11.45-03-030119	03/01/2019	Bedroom (master) air (2nd Floor)	<0.099	<0.10	**1.6**	<0.099	<0.099	<0.17	<0.14	<0.13	<0.13	--	--	--	--	--	--
11.45	11.45-04-030119	03/01/2019	Bedroom (guest) air (2nd Floor)	<0.099	<0.10	**0.28**	<0.099	<0.099	<0.17	<0.14	<0.13	<0.13	--	--	--	--	--	--
11.45	PSG-11-2-15 [4]	03/07/2019	Perimeter soil gas-11-2	**164**	<8.0	<8.0	<8.0	<8.0	**56**	<8.0	**98**	<8.0	--	<80	<80	<80	--	--
11.45	PSG-11-2-15 REP [4]	03/07/2019	Perimeter soil gas-11-2 (Replicate)	**132**	<8.0	<8.0	<8.0	<8.0	**43**	<8.0	**73**	<8.0	--	<80	<80	<80	--	--
11.45	11.45-AA-102519	10/25/2019	RESAMPLE Outdoor air	<0.099	<0.10	<0.10	<0.099	<0.099	<0.17	<0.14	<0.13	<0.13	--	--	--	--	--	--
11.45	11.45-01-102519	10/25/2019	RESAMPLE Living room air (1st Floor)	<0.099	<0.10	**0.18**	<0.099	<0.099	**0.32**	<0.14	<0.13	<0.13	--	--	--	--	--	--
11.45	11.45-02-102519	10/25/2019	RESAMPLE Bathroom air (1st Floor)	<0.099	<0.10	**0.23**	<0.099	<0.099	<0.17	<0.14	<0.13	<0.13	--	--	--	--	--	--
11.45	11.45-03-102519	10/25/2019	RESAMPLE Bedroom (master) air (2nd Floor)	<0.099	<0.10	**0.60**	<0.099	<0.099	<0.17	<0.14	<0.13	<0.13	--	--	--	--	--	--
11.45	11.45-04-102519	10/25/2019	RESAMPLE Bedroom (guest) air (2nd Floor)	<0.099	<0.10	**0.26**	<0.099	<0.099	<0.17	<0.14	<0.13	<0.13	--	--	--	--	--	--
11.45	PSG-11-2-15 [4]	07/12/2019	Perimeter soil gas-11-2	**94**	<8.0	<8.0	<8.0	<8.0	**40**	<8.0	**62**	<8.0	--	<80	<80	<80	--	--
11.46	11.46-AA-092719	09/27/2019	Outdoor air	<0.099	<0.10	<0.10	<0.099	<0.099	<0.17	<0.14	<0.13	<0.13	--	--	--	--	--	--
11.46	11.46-01-092719	09/27/2019	Family room air (1st Floor)	<0.099	<0.10	**0.53**	<0.099	<0.099	<0.17	<0.14	<0.13	<0.13	--	--	--	--	--	--
11.46	11.46-11-092719	09/27/2019	Family room air (1st Floor) (Duplicate)	<0.099	<0.10	**0.62**	<0.099	<0.099	<0.17	<0.14	<0.13	<0.13	--	--	--	--	--	--
11.46	11.46-02-092719	09/27/2019	Bathroom air (1st Floor)	<0.099	<0.10	**1.1**	<0.099	<0.099	<0.17	<0.14	<0.13	<0.13	--	--	--	--	--	--
11.46	11.46-03-092719	09/27/2019	Bedroom (master) air (2nd Floor)	<0.099	<0.10	**0.26**	<0.099	<0.099	<0.17	<0.14	<0.13	<0.13	--	--	--	--	--	--
11.46	11.46-04-092719	09/27/2019	Bathroom air (2nd Floor)	<0.099	<0.10	**1.0**	<0.099	<0.099	<0.17	<0.14	<0.13	<0.13	--	--	--	--	--	--
11.46	PSG-11-2-15 [4]	07/12/2019	Perimeter soil gas-11-2	**94**	<8.0	<8.0	<8.0	<8.0	**40**	<8.0	**62**	<8.0	--	<80	<80	<80	--	--
11.46	11.46-AA-030222	03/02/2022	RESAMPLE Outdoor air	<0.099	<0.10	<0.10	<0.20	<0.099	<0.17	<0.14	<0.13 UJ	<0.13	--	--	--	--	--	--
11.46	11.46-01-030222	03/02/2022	RESAMPLE Family room air (1st Floor)	<0.099	<0.10	**0.29**	<0.20	<0.099	**0.57**	<0.14	<0.13 UJ	<0.13	--	--	--	--	--	--
11.46	11.46-02-030222	03/02/2022	RESAMPLE Bathroom air (1st Floor)	<0.099	<0.10	**0.34**	<0.20	<0.099	**0.51**	<0.14	**0.13 J**	<0.13	--	--	--	--	--	--
11.46	11.46-03-030222	03/02/2022	RESAMPLE Bedroom (master) air (2nd Floor)	<0.099	<0.10	**0.41**	<0.20	<0.099	**0.65**	<0.14	<0.13 UJ	<0.13	--	--	--	--	--	--
11.46	11.46-04-030222	03/02/2022	RESAMPLE Bathroom air (2nd Floor)	<0.099	<0.10	**0.86**	<0.20	<0.099	**0.45**	<0.14	<0.13 UJ	<0.13	--	--	--	--	--	--
11.46	PSG-11-2-15 [4]	01/14/2022	Perimeter soil gas-11-02 air	**35**	<4.0	<4.0	<4.0	<4.0	**33**	<4.0	**24**	<4.0	--	<40	<40	<40	--	--
11.47	11.47-AA-112019	11/20/2019	Outdoor air	<0.099 UJ	<0.10 UJ	<0.10 UJ	<0.099 UJ	<0.099 UJ	**0.48 J**	<0.14 UJ	<0.13 UJ	<0.13 UJ	--	--	--	--	--	--
11.47	11.47-01-112019	11/20/2019	Living room air (1st Floor)	<0.099	<0.10	<0.10	<0.099	<0.099	<0.17	<0.14	<0.13	<0.13	--	--	--	--	--	--
11.47	11.47-11-112019	11/20/2019	Living room air (1st Floor) (Duplicate)	<0.099	<0.10	<0.10	<0.099	<0.099	<0.17	<0.14	<0.13	<0.13	--	--	--	--	--	--
11.47	11.47-02-112019	11/20/2019	Bathroom (guest) air (1st Floor)	<0.099	<0.10	<0.10	<0.099	<0.099	<0.17	<0.14	<0.13	<0.13	--	--	--	--	--	--
11.47	11.47-03-112019	11/20/2019	Bedroom (master) air (1st Floor)	<0.099	<0.10	**0.19**	<0.099	<0.099	<0.17	<0.14	<0.13	<0.13	--	--	--	--	--	--
11.47	PSG-11-4-5 [4]	07/12/2019	Perimeter soil gas-11-4	**4.0 J**	<8.0	<8.0	<8.0	<8.0	<8.0	<8.0	<8.0	<8.0	--	<80	<80	<80	--	--

TABLE A-6

HISTORICAL RESIDENTIAL INDOOR AIR AND SOIL GAS SAMPLING RESULTS
Former Ford Aeronutronic Facility
Newport Beach, California

Building ID	Sample ID	Date [2]	Location Description	Volatile Organic Compounds [1] (µg/m³)									Leak Detection Compounds [1]					
				1,1-DCE	1,1-DCA	1,2-DCA	cis-1,2-DCE	trans-1,2-DCE	PCE	1,1,1-TCA	TCE	Vinyl Chloride	Helium (ppmv)	Heptane (µg/m³)	Hexane (µg/m³)	Pentane (µg/m³)	TFA (µg/m³)	DFA (µg/m³)
11.47	PSG-11-4-5 REP [4]	07/12/2019	Perimeter soil gas-11-4 (Replicate)	**9.0**	<8.0	<8.0	<8.0	<8.0	<8.0	<8.0	**7.0 J**	<8.0	--	<80	<80	<80	--	--
11.47	PSG-11-4-15 [4]	07/12/2019	Perimeter soil gas-11-4	**16**	<8.0	<8.0	<8.0	<8.0	<8.0	<8.0	**12**	<8.0	--	<80	<80	<80	--	--
11.47	11.47-AA-050721	05/07/2021	RESAMPLE Outdoor air	<0.099	<0.10	<0.10	<0.099	<0.099	<0.17	<0.14	**0.24**	<0.13	--	--	--	--	--	--
11.47	11.47-01-050721	05/07/2021	RESAMPLE Living room air (1st Floor)	<0.099	<0.10	**0.11**	<0.099	<0.099	<0.17	<0.14	<0.13	<0.13	--	--	--	--	--	--
11.47	11.47-11-050721	05/07/2021	RESAMPLE Living room air (1st Floor) (Replicate)	<0.099	<0.10	<0.10	<0.099	<0.099	<0.17	<0.14	<0.13	<0.13	--	--	--	--	--	--
11.47	11.47-02-050721	05/07/2021	RESAMPLE Bathroom (guest) air (1st Floor)	<0.099	<0.10	<0.10	<0.099	<0.099	<0.17	<0.14	<0.13	<0.13	--	--	--	--	--	--
11.47	11.47-03-050721	05/07/2021	RESAMPLE Bedroom (master) air (1st Floor)	<0.099	<0.10	**0.27**	<0.099	<0.099	<0.17	<0.14	<0.13	<0.13	--	--	--	--	--	--
11.47	PSG-11-4-5 [4]	05/20/2021	Perimeter soil gas-11-04 air	<8.0	<8.0	<8.0	<8.0	<8.0	<8.0	<8.0	<8.0	<8.0	--	<80	<80	<80	--	--
11.47	PSG-11-4-15 [4]	05/20/2021	Perimeter soil gas-11-04 air	<8.0	<8.0	<8.0	<8.0	<8.0	**4.0 J**	<8.0	**3.0 J**	<8.0	--	<80	<80	<80	--	--
11.49	11.49-AA-031519	03/15/2019	Outdoor air	<0.099	<0.10	<0.10	<0.099	<0.099	<0.17	<0.14	<0.13	<0.13	--	--	--	--	--	--
11.49	11.49-01-031519	03/15/2019	Living room air (1st Floor)	<0.099	<0.10	<0.10	<0.099	<0.099	<0.17	<0.14	<0.13	<0.13	--	--	--	--	--	--
11.49	11.49-02-031519	03/15/2019	Bathroom air (1st Floor)	<0.099	<0.10	<0.10	<0.099	<0.099	<0.17	<0.14	<0.13	<0.13	--	--	--	--	--	--
11.49	11.49-03-031519	03/15/2019	Dining room air (1st Floor)	<0.099	<0.10	<0.10	<0.099	<0.099	<0.17	<0.14	<0.13	<0.13	--	--	--	--	--	--
11.49	11.49-04-031519	03/15/2019	Bathroom air (2nd Floor)	<0.099	<0.10	<0.10	<0.099	<0.099	<0.17	<0.14	<0.13	<0.13	--	--	--	--	--	--
11.49	PSG-11-6-5 [4]	03/07/2019	Perimeter soil gas-11-6	<8.0	<8.0	<8.0	<8.0	<8.0	<8.0	<8.0	<8.0	<8.0	--	<80	<80	<80	--	--
11.49	11.49-AA-010820	01/08/2020	RESAMPLE Outdoor air	<0.099	<0.10	<0.10	<0.099	<0.099	<0.17	<0.14	<0.13	<0.13	--	--	--	--	--	--
11.49	11.49-01-010820	01/08/2020	RESAMPLE Living room air (1st Floor)	<0.099	<0.10	**0.10**	<0.099	<0.099	<0.17	<0.14	<0.13	<0.13	--	--	--	--	--	--
11.49	11.49-11-010820	01/08/2020	RESAMPLE Living room air (1st Floor) (Duplicate)	<0.099	<0.10	**0.10**	<0.099	<0.099	<0.17	<0.14	<0.13	<0.13	--	--	--	--	--	--
11.49	11.49-02-010820	01/08/2020	RESAMPLE Bathroom air (1st Floor)	<0.099	<0.10	<0.10	<0.099	<0.099	<0.17	<0.14	<0.13	<0.13	--	--	--	--	--	--
11.49	11.49-03-010820	01/08/2020	RESAMPLE Dining room air (1st Floor)	<0.099	<0.10	<0.10	<0.099	<0.099	<0.17	<0.14	<0.13	<0.13	--	--	--	--	--	--
11.49	11.49-04-010820	01/08/2020	RESAMPLE Bathroom air (2nd Floor)	<0.099	<0.10	<0.10	<0.099	<0.099	<0.17	<0.14	<0.13	<0.13	--	--	--	--	--	--
11.49	11.49-05-010820	01/08/2020	RESAMPLE Elevator air (1st Floor)	<0.099	<0.10	<0.10	<0.099	<0.099	<0.17	<0.14	<0.13	<0.13	--	--	--	--	--	--
11.49	PSG-11-6-5 [4]	07/15/2019	Perimeter soil gas-11-6	<8.0	<8.0	<8.0	<8.0	<8.0	<8.0	<8.0	<8.0	<8.0	--	<80	<80	<80	--	--
12.001	12.001-AA-050119	05/01/2019	Outdoor air	<0.099	<0.10	<0.10	<0.099	**0.32**	<0.17	<0.14	<0.13	<0.13	--	--	--	--	--	--
12.001	12.001-01-050119	05/01/2019	Living room air (1st Floor)	<0.099	<0.10	**0.80**	<0.099	**0.39**	<0.17	<0.14	**7.8**	<0.13	--	--	--	--	--	--
12.001	12.001-11-050119	05/01/2019	Living room air (1st Floor) (Duplicate)	<0.099	<0.10	**0.79**	<0.099	**0.44**	<0.17	<0.14	**7.5**	<0.13	--	--	--	--	--	--
12.001	12.001-02-050119	05/01/2019	Bathroom (guest) air (1st Floor)	<0.099	<0.10	**0.42**	<0.099	**0.47**	<0.17	<0.14	**15**	<0.13	--	--	--	--	--	--
12.001	12.001-03-050119	05/01/2019	Family room air (1st Floor)	<0.099	<0.10	**0.40**	<0.099	**0.35**	<0.17	<0.14	**6.6**	<0.13	--	--	--	--	--	--
12.001	12.001-04-050119	05/01/2019	Bedroom (master) air (2nd Floor)	<0.099	<0.10	**1.0**	<0.099	**0.38**	<0.17	<0.14	**8.6**	<0.13	--	--	--	--	--	--
12.001	12.001-SS1-050119	05/01/2019	Garage sub-slab soil gas	<2.0	<2.0	<2.0	<2.0	<2.0	<3.4	<2.8	<2.7	<1.3	<100	--	--	--	--	--
12.001	12.001-SS11-050119	05/01/2019	Garage sub-slab soil gas (Duplicate)	<2.1	<2.1	<2.1	<2.1	<2.1	<3.6	<2.9	<2.8	<1.3	**7560**	--	--	--	--	--
12.001	12.001-AA-050919	05/09/2019	RESAMPLE Outdoor air	<0.099	<0.10	<0.10	<0.099	<0.099	<0.17	<0.14	<0.13	<0.13	--	--	--	--	--	--
12.001	12.001-01-050919	05/09/2019	RESAMPLE Living room air (1st Floor)	<0.099	<0.10	**0.82**	<0.099	<0.099	<0.17	<0.14	**8.2**	<0.13	--	--	--	--	--	--
12.001	12.001-02-050919	05/09/2019	RESAMPLE Bathroom (guest) air (1st Floor)	<0.099	<0.10	**0.45**	<0.099	<0.099	<0.17	<0.14	**9.9**	<0.13	--	--	--	--	--	--
12.001	12.001-03-050919	05/09/2019	RESAMPLE Family room air (1st Floor)	<0.099	<0.10	**0.61**	<0.099	<0.099	<0.17	<0.14	**6.5**	<0.13	--	--	--	--	--	--
12.001	12.001-04-050919	05/09/2019	RESAMPLE Bedroom (master) air (2nd Floor)	<0.099	<0.10	**0.80**	<0.099	<0.099	<0.17	<0.14	**7.8**	<0.13	--	--	--	--	--	--
12.001	12.001-05-050919	05/09/2019	RESAMPLE Kitchen air (1st Floor)	<0.099	<0.10	**0.61**	<0.099	<0.099	<0.17	<0.14	**5.7**	<0.13	--	--	--	--	--	--
12.001	12.001-06-050919	05/09/2019	RESAMPLE Bathroom air (2nd Floor)	<0.099	<0.10	**1.2**	<0.099	<0.099	<0.17	<0.14	**6.7**	<0.13	--	--	--	--	--	--
12.001	12.001-SS-050919	05/09/2019	RESAMPLE Garage sub-slab soil gas	<2.0	<2.0	<2.0	<2.0	<2.0	<3.4	<2.7	<2.7	<1.3	<100	--	--	--	--	--
12.001	12.001-AA-052419	05/24/2019	RESAMPLE Outdoor air	<0.099	<0.10	<0.10	<0.099	<0.099	<0.17	<0.14	<0.13	<0.13	--	--	--	--	--	--
12.001	12.001-02-052419 [13]	05/24/2019	RESAMPLE Bathroom (guest) air (1st Floor) (M)	<0.099	<0.10	<0.10	<0.099	<0.099	<0.17	<0.14	**3.1**	<0.13	--	--	--	--	--	--
12.001	12.001-04-052419 [13]	05/24/2019	RESAMPLE Bedroom (master) air (2nd Floor) (M)	<0.099	<0.10	**0.50**	<0.099	<0.099	<0.17	<0.14	**2.3**	<0.13	--	--	--	--	--	--
12.001	12.001-05-052419 [13]	05/24/2019	RESAMPLE Kitchen air (1st Floor) (M)	<0.099	<0.10	**0.19**	<0.099	<0.099	<0.17	<0.14	**1.5**	<0.13	--	--	--	--	--	--
12.001	12.001-06-052419 [13]	05/24/2019	RESAMPLE Bathroom air (2nd Floor) (M)	<0.099	<0.10	**0.74**	<0.099	<0.099	<0.17	<0.14	**2.4**	<0.13	--	--	--	--	--	--
12.001	12.001-SS-052419	05/24/2019	RESAMPLE Garage sub-slab soil gas	<2.0	<2.0	<2.0	<2.0	<2.0	<3.4	<2.7	<2.7	<1.3	**336**	--	--	--	--	--
12.001	12.001-AA-060719	06/07/2019	RESAMPLE Outdoor air	<0.099	<0.10	<0.10	<0.099	<0.099	<0.17	<0.14	<0.13	<0.13	--	--	--	--	--	--
12.001	12.001-01-060719 [13]	06/07/2019	RESAMPLE Living room air (1st Floor) (M)	<0.099	<0.10	**0.65**	<0.099	<0.099	<0.17	<0.14	**2.2**	<0.13	--	--	--	--	--	--
12.001	12.001-02-060719 [13]	06/07/2019	RESAMPLE Bathroom (guest) air (1st Floor) (M)	<0.099	<0.10	**0.18**	<0.099	<0.099	<0.17	<0.14	**1.6**	<0.13	--	--	--	--	--	--
12.001	12.001-03-060719 [13]	06/07/2019	RESAMPLE Family room air (1st Floor) (M)	<0.099	<0.10	**0.28**	<0.099	<0.099	<0.17	<0.14	**2.3**	<0.13	--	--	--	--	--	--
12.001	12.001-04-060719 [13]	06/07/2019	RESAMPLE Bedroom (master) air (2nd Floor) (M)	<0.099	<0.10	**0.97**	<0.099	<0.099	<0.17	<0.14	**2.7**	<0.13	--	--	--	--	--	--
12.001	12.001-05-060719 [13]	06/07/2019	RESAMPLE Kitchen air (1st Floor) (M)	<0.099	<0.10	**0.23**	<0.099	<0.099	<0.17	<0.14	**1.6**	<0.13	--	--	--	--	--	--
12.001	12.001-06-060719 [13]	06/07/2019	RESAMPLE Bathroom air (2nd Floor) (M)	<0.099	<0.10	**1.3**	<0.099	<0.099	<0.17	<0.14	**2.2**	<0.13	--	--	--	--	--	--
12.001	12.001-SS-060719	06/07/2019	RESAMPLE Garage sub-slab soil gas	<2.0	<2.0	<2.0	<2.0	<2.0	<3.4	<2.7	<2.7	<1.3	<100	--	--	--	--	--
12.002	12.002-AA-112118	11/21/2018	Outdoor air	<0.099	<0.10	<0.10	<0.099	<0.099	<0.17	<0.14	<0.13	<0.13	--	--	--	--	--	--
12.002	12.002-01-112118	11/21/2018	Family Room air (1st Floor)	<0.099	<0.10	**0.47**	<0.099	<0.099	<0.17	<0.14	<0.13	<0.13	--	--	--	--	--	--
12.002	12.002-11-112118	11/21/2018	Family Room air (1st Floor) (Duplicate)	<0.099	<0.10	**0.61**	<0.099	<0.099	<0.17	<0.14	<0.13	<0.13	--	--	--	--	--	--

TABLE A-6

HISTORICAL RESIDENTIAL INDOOR AIR AND SOIL GAS SAMPLING RESULTS
Former Ford Aeronutronic Facility
Newport Beach, California

Building ID	Sample ID	Date [2]	Location Description	Volatile Organic Compounds [1] (µg/m³)									Leak Detection Compounds [1]					
				1,1-DCE	1,1-DCA	1,2-DCA	cis-1,2-DCE	trans-1,2-DCE	PCE	1,1,1-TCA	TCE	Vinyl Chloride	Helium (ppmv)	Heptane (µg/m³)	Hexane (µg/m³)	Pentane (µg/m³)	TFA (µg/m³)	DFA (µg/m³)
12.002	12.002-02-112118	11/21/2018	Elevator air (1st Floor)	<0.099	<0.10	**0.60**	<0.099	<0.099	<0.17	<0.14	<0.13	<0.13	--	--	--	--	--	--
12.002	12.002-03-112118	11/21/2018	Bathroom air (1st Floor)	<0.099	<0.10	**0.80**	<0.099	<0.099	<0.17	<0.14	<0.13	<0.13	--	--	--	--	--	--
12.002	12.002-04-112118	11/21/2018	Bedroom (master) air (2nd Floor)	<0.099	<0.10	**0.52**	<0.099	<0.099	<0.17	<0.14	<0.13	<0.13	--	--	--	--	--	--
12.002	12.002-05-112118	11/21/2018	Bedroom air (2nd Floor)	<0.099	<0.10	**0.55**	<0.099	<0.099	**0.17**	<0.14	<0.13	<0.13	--	--	--	--	--	--
12.002	12.002-SS-112118	11/21/2018	Garage sub-slab soil gas	<2.1	<2.1	<2.1	<2.1	<2.1	<3.6	<2.9	<2.8	<1.3	**119**	--	--	--	--	--
12.002	12.002-AA-120619	12/06/2019	RESAMPLE Outdoor air	<0.099	<0.10	<0.10	<0.099	<0.099	<0.17	<0.14	<0.13	<0.13	--	--	--	--	--	--
12.002	12.002-01-120619	12/06/2019	RESAMPLE Family room air (1st Floor)	<0.099	<0.10	**0.29**	<0.099	<0.099	<0.17	<0.14	<0.13	<0.13	--	--	--	--	--	--
12.002	12.002-11-120619	12/06/2019	RESAMPLE Family room air (1st Floor) (Duplicate)	<0.099	<0.10	**0.27**	<0.099	<0.099	<0.17	<0.14	<0.13	<0.13	--	--	--	--	--	--
12.002	12.002-02-120619	12/06/2019	RESAMPLE Elevator air (1st Floor)	<0.099	<0.10	**0.31**	<0.099	<0.099	<0.17	<0.14	<0.13	<0.13	--	--	--	--	--	--
12.002	12.002-03-120619	12/06/2019	RESAMPLE Bathroom air (1st Floor)	<0.099	<0.10	**0.40**	<0.099	<0.099	<0.17	<0.14	<0.13	<0.13	--	--	--	--	--	--
12.002	12.002-04-120619	12/06/2019	RESAMPLE Bedroom (master) air (2nd Floor)	<0.099	<0.10	**0.36**	<0.099	<0.099	<0.17	<0.14	<0.13	<0.13	--	--	--	--	--	--
12.002	12.002-05-120619	12/06/2019	RESAMPLE Bedroom air (2nd Floor)	<0.099	<0.10	**0.30**	<0.099	<0.099	**0.33**	<0.14	<0.13	<0.13	--	--	--	--	--	--
12.002	12.002-SS-120619	12/06/2019	RESAMPLE Garage sub-slab soil gas	<2.0	<2.0	<2.0	<2.0	<2.0	<3.4	<2.7	<2.7	<1.3	<250	--	--	--	--	--
12.002	12.002-01-042722	04/27/2022	RESAMPLE Family room air (1st Floor)	<0.099	<0.10	**0.21**	<0.20	<0.099	<0.17	<0.14	<0.13	<0.13	--	--	--	--	--	--
12.002	12.002-11-042722	04/27/2022	RESAMPLE Family room air (1st Floor) (Replicate)	<0.099	<0.10	**0.21**	<0.20	<0.099	<0.17	<0.14	<0.13	<0.13	--	--	--	--	--	--
12.002	12.002-02-042722	04/27/2022	RESAMPLE Elevator air (1st Floor)	<0.099	<0.10	**0.24**	<0.20	<0.099	<0.17	<0.14	<0.13	<0.13	--	--	--	--	--	--
12.002	12.002-03-042722	04/27/2022	RESAMPLE Bathroom air (1st Floor)	<0.099	<0.10	**0.24**	<0.20	<0.099	<0.17	<0.14	<0.13	<0.13	--	--	--	--	--	--
12.002	12.002-04-042722	04/27/2022	RESAMPLE Bedroom (master) air (2nd Floor)	<0.099	<0.10	**0.31**	<0.20	<0.099	<0.17	<0.14	<0.13	<0.13	--	--	--	--	--	--
12.002	12.002-05-042722	04/27/2022	RESAMPLE Bedroom air (2nd Floor)	<0.099	<0.10	**0.30**	**0.26**	<0.099	<0.17	<0.14	**3.7**	<0.13	--	--	--	--	--	--
12.002	12.002-AA-042722	04/27/2022	RESAMPLE Outdoor air	<0.099	<0.10	<0.10	<0.20	<0.099	<0.17	<0.14	<0.13	<0.13	--	--	--	--	--	--
12.002	12.002-SS-042722	04/27/2022	RESAMPLE Garage sub-slab soil gas	<2.0	<2.0	<2.0	<2.0	<2.0	<3.4	<2.7	**14**	<1.3	<250	--	--	--	--	--
12.003	12.003-AA-041019	04/10/2019	Outdoor air	<0.099	<0.10	<0.10	<0.099	<0.099	<0.17	<0.14	<0.13	<0.13	--	--	--	--	--	--
12.003	12.003-01-041019	04/10/2019	Living room air (1st Floor)	<0.099	<0.10	**0.29**	<0.099	<0.099	<0.17	<0.14	<0.13	<0.13	--	--	--	--	--	--
12.003	12.003-11-041019	04/10/2019	Living room air (1st Floor) (Duplicate)	<0.099	<0.10	**0.29**	<0.099	<0.099	<0.17	<0.14	<0.13	<0.13	--	--	--	--	--	--
12.003	12.003-02-041019	04/10/2019	Bathroom air (1st Floor)	<0.099	<0.10	**0.34**	<0.099	<0.099	<0.17	<0.14	<0.13	<0.13	--	--	--	--	--	--
12.003	12.003-03-041019	04/10/2019	Family room air (1st Floor)	<0.099 UJ	<0.10 UJ	**0.20 J**	<0.099 UJ	<0.099 UJ	<0.17 UJ	<0.14 UJ	<0.13 UJ	<0.13 UJ	--	--	--	--	--	--
12.003	12.003-04-041019	04/10/2019	Bedroom air (2nd Floor)	<0.099	<0.10	**0.20**	<0.099	<0.099	<0.17	<0.14	<0.13	<0.13	--	--	--	--	--	--
12.003	12.003-SS-041019	04/10/2019	Garage sub-slab soil gas	<2.0	<2.0	<2.0	<2.0	<2.0	<3.4	<2.7	<2.7	<1.3	**998**	--	--	--	--	--
12.003	12.003-SS11-041019	04/10/2019	Garage sub-slab soil gas (Duplicate)	<2.0	<2.0	<2.0	<2.0	<2.0	<3.4	<2.7	<2.7	<1.3	**2,740**	--	--	--	--	--
12.003	12.003-AA-010820	01/08/2020	RESAMPLE Outdoor air	<0.099	<0.10	<0.10	<0.099	<0.099	<0.17	<0.14	<0.13	<0.13	--	--	--	--	--	--
12.003	12.003-01-010820	01/08/2020	RESAMPLE Living room air (1st Floor)	<0.099	<0.10	**0.19**	<0.099	<0.099	<0.17	<0.14	<0.13	<0.13	--	--	--	--	--	--
12.003	12.003-11-010820	01/08/2020	RESAMPLE Living room air (1st Floor) (Duplicate)	<0.099	<0.10	**0.19**	<0.099	<0.099	<0.17	<0.14	<0.13	<0.13	--	--	--	--	--	--
12.003	12.003-03-010820	01/08/2020	RESAMPLE Family room air (1st Floor)	<0.099	<0.10	**0.14**	<0.099	<0.099	<0.17	<0.14	<0.13	<0.13	--	--	--	--	--	--
12.003	12.003-04-010820	01/08/2020	RESAMPLE Bedroom air (2nd Floor)	<0.099	<0.10	**0.23**	<0.099	<0.099	<0.17	<0.14	<0.13	<0.13	--	--	--	--	--	--
12.003	12.003-SS-010820 [15]	01/08/2020	RESAMPLE Garage sub-slab soil gas	<2.0	<2.0	<2.0	<2.0	<2.0	<3.4	<2.7	<2.7	<1.3	**350**	--	--	--	--	--
12.008	12.008-AA-111120	11/11/2020	Outdoor air	<0.099	<0.10	<0.10	<0.099	<0.099	<0.17	<0.14	<0.13	<0.13	--	--	--	--	--	--
12.008	12.008-01-111120	11/11/2020	Living room air (1st Floor)	<0.099	<0.10	**0.26**	<0.099	<0.099	**0.23**	<0.14	<0.13	<0.13	--	--	--	--	--	--
12.008	12.008-11-111120	11/11/2020	Living room air (1st Floor) (Duplicate)	<0.099	<0.10	**0.25**	<0.099	<0.099	**0.22**	<0.14	<0.13	<0.13	--	--	--	--	--	--
12.008	12.008-02-111120	11/11/2020	Bathroom air (1st Floor)	<0.099	<0.10	**0.10**	<0.099	<0.099	<0.17	<0.14	<0.13	<0.13	--	--	--	--	--	--
12.008	12.008-03-111120	11/11/2020	Bathroom (master) air (2nd Floor)	<0.099	<0.10	**0.29**	<0.099	<0.099	**0.31**	<0.14	**0.17**	<0.13	--	--	--	--	--	--
12.008	12.008-04-111120	11/11/2020	Bedroom air (2nd Floor)	<0.099	<0.10	**0.47**	<0.099	<0.099	**0.18**	<0.14	<0.13	<0.13	--	--	--	--	--	--
12.008	12.008-SS-111120	11/11/2020	Garage sub-slab soil gas	<2.0	<2.0	<2.0	**5.1**	**5.8**	**4.6**	**12**	**7.7**	<1.3	<250	--	--	--	--	--
12.008	12.008-AA-042321	04/23/2021	RESAMPLE Outdoor air	<0.099	<0.10	<0.10	<0.099	<0.099	<0.17	<0.14	<0.13	<0.13	--	--	--	--	--	--
12.008	12.008-01-042321	04/23/2021	RESAMPLE Living room air (1st Floor)	<0.099	<0.10	**0.11**	<0.099	<0.099	<0.17	<0.14	<0.13	<0.13	--	--	--	--	--	--
12.008	12.008-02-042321	04/23/2021	RESAMPLE Bathroom air (1st Floor)	<0.099	<0.10	<0.10	<0.099	<0.099	<0.17	<0.14	<0.13	<0.13	--	--	--	--	--	--
12.008	12.008-03-042321	04/23/2021	RESAMPLE Bathroom (master) air (2nd Floor)	<0.099	<0.10	**0.12**	<0.099	<0.099	<0.17	<0.14	<0.13	<0.13	--	--	--	--	--	--
12.008	12.008-04-042321	04/23/2021	RESAMPLE Bedroom air (2nd Floor)	<0.099	<0.10	**0.21**	<0.099	<0.099	<0.17	<0.14	<0.13	<0.13	--	--	--	--	--	--
12.008	12.008-SS-042321	04/23/2021	RESAMPLE Garage sub-slab soil gas	<2.9	<3.0	<3.0	<2.9	<2.9	<5.0	**6.2**	<4.0	<1.9	<250	--	--	--	--	--
13.01	--	--	Outdoor air [14]	--	--	--	--	--	--	--	--	--	--	--	--	--	--	--
13.01	13.01-01-091418	09/14/2018	Bathroom air (1st Floor)	<0.099	<0.10	<0.10	<0.099	<0.099	<0.17	<0.14	<0.13	<0.13	--	--	--	--	--	--
13.01	13.01-02-091418	09/14/2018	Bedroom (office) air (1st Floor)	<0.099	<0.10	<0.10	<0.099	<0.099	**0.24**	<0.14	<0.13	<0.13	--	--	--	--	--	--
13.01	13.01-03-091418	09/14/2018	Family room air (1st Floor)	<0.099	<0.10	<0.10	<0.099	<0.099	<0.17	<0.14	<0.13	<0.13	--	--	--	--	--	--
13.01	13.01-04-091418	09/14/2018	Alcove air (2nd Floor)	<0.099	<0.10	<0.10	<0.099	<0.099	<0.17	<0.14	<0.13	<0.13	--	--	--	--	--	--
13.01	13.01-SS-091418	09/14/2018	Garage sub-slab soil gas	<2.7	<2.7	<2.7	<2.7	<2.7	<4.6	<3.7	<3.6	<1.7	<250	--	--	--	--	--
13.02	13.02-AA-083118	08/31/2018	Outdoor air	<0.099	<0.10	<0.10	<0.099	<0.099	<0.17	<0.14	<0.13	<0.13	--	--	--	--	--	--
13.02	13.02-01-083118	08/31/2018	Living room air (1st Floor)	<0.099	<0.10	<0.10	<0.099	<0.099	<0.17	<0.14	<0.13	<0.13	--	--	--	--	--	--

TABLE A-6

HISTORICAL RESIDENTIAL INDOOR AIR AND SOIL GAS SAMPLING RESULTS
Former Ford Aeronutronic Facility
Newport Beach, California

Building ID	Sample ID	Date [2]	Location Description	Volatile Organic Compounds [1] (µg/m³)									Leak Detection Compounds [1]					
				1,1-DCE	1,1-DCA	1,2-DCA	cis-1,2-DCE	trans-1,2-DCE	PCE	1,1,1-TCA	TCE	Vinyl Chloride	Helium (ppmv)	Heptane (µg/m³)	Hexane (µg/m³)	Pentane (µg/m³)	TFA (µg/m³)	DFA (µg/m³)
13.02	13.02-02-083118	08/31/2018	Dining room air (1st Floor)	<0.099	<0.10	<0.10	<0.099	<0.099	<0.17	<0.14	<0.13	<0.13	--	--	--	--	--	--
13.02	13.02-03-083118	08/31/2018	Bathroom air (1st Floor)	<0.099	<0.10	**0.10**	<0.099	<0.099	<0.17	<0.14	<0.13	<0.13	--	--	--	--	--	--
13.02	13.02-04-083118	08/31/2018	Bedroom (guest) air (2nd Floor)	<0.099	<0.10	**0.11**	<0.099	<0.099	<0.17	<0.14	<0.13	<0.13	--	--	--	--	--	--
13.02	13.02-05-083118	08/31/2018	Bedroom (office) air (2nd Floor)	<1.9	<2.0	<2.0	<1.9	<1.9	<3.3	<2.6	<2.6	<2.5	--	--	--	--	--	--
13.02	13.02-06-083118	08/31/2018	Garage air (1st Floor)	<0.099	<0.10	**0.12**	<0.099	<0.099	**1.4**	**2.5**	<0.13	<0.13	--	--	--	--	--	--
13.02	13.02-SS-083118	08/31/2018	Garage sub-slab soil gas	<2.0	<2.0	<2.0	<2.0	<2.0	<3.4	<2.7	<2.7	<1.3	<250	--	--	--	--	--
13.02	13.02-AA-092518	09/26/2018	RESAMPLE Outdoor air	<0.099	<0.10	**0.12**	<0.099	<0.099	**1.1**	<0.14	<0.13	<0.13	--	--	--	--	--	--
13.02	13.02-01-092518	09/26/2018	RESAMPLE Living room air (1st Floor)	<0.099	<0.10	<0.10	<0.099	<0.099	<0.17	**0.14**	<0.13	<0.13	--	--	--	--	--	--
13.02	13.02-11-092518	09/26/2018	RESAMPLE Living room air (1st Floor) (Duplicate)	<0.099	<0.10	<0.10	<0.099	<0.099	<0.17	<0.14	<0.13	<0.13	--	--	--	--	--	--
13.02	13.02-02-092518	09/26/2018	RESAMPLE Dining room air (1st Floor)	<0.099	<0.10	<0.10	<0.099	<0.099	<0.17	<0.14	<0.13	<0.13	--	--	--	--	--	--
13.02	13.02-03-092518	09/26/2018	RESAMPLE Bathroom air (1st Floor)	<0.099	<0.10	<0.10	<0.099	<0.099	<0.17	<0.14	<0.13	<0.13	--	--	--	--	--	--
13.02	13.02-04-092518	09/26/2018	RESAMPLE Bedroom (guest) air (2nd Floor)	<0.099	<0.10	<0.10	<0.099	<0.099	<0.17	<0.14	<0.13	<0.13	--	--	--	--	--	--
13.02	13.02-05-092518	09/26/2018	RESAMPLE Bedroom (office) air (2nd Floor)	<0.099	<0.10	<0.10	<0.099	<0.099	<0.17	<0.14	<0.13	<0.13	--	--	--	--	--	--
13.02	13.02-06-092518	09/26/2018	RESAMPLE Garage air (1st Floor)	<0.099	<0.10	**0.14**	<0.099	<0.099	**1.2**	**4.7**	<0.13	<0.13	--	--	--	--	--	--
13.02	13.02-SS-092618	09/26/2018	RESAMPLE Garage sub-slab soil gas	<2.0	<2.0	<2.0	<2.0	<2.0	**4.8**	<2.7	<2.7	<1.3	<250	--	--	--	--	--
13.02	13.02-AA-071919	07/19/2019	RESAMPLE Outdoor air	<0.099	<0.10	<0.10	<0.099	<0.099	<0.17	<0.14	<0.13	<0.13	--	--	--	--	--	--
13.02	13.02-01-071919	07/19/2019	RESAMPLE Living room air (1st Floor)	<0.099	<0.10	**0.10**	<0.099	<0.099	<0.17	<0.14	<0.13	<0.13	--	--	--	--	--	--
13.02	13.02-02-071919	07/19/2019	RESAMPLE Dining room air (1st Floor)	<0.099	<0.10	<0.10	<0.099	<0.099	<0.17	<0.14	<0.13	<0.13	--	--	--	--	--	--
13.02	13.02-03-071919	07/19/2019	RESAMPLE Bathroom air (1st Floor)	<0.099	<0.10	**0.11**	<0.099	<0.099	<0.17	<0.14	<0.13	<0.13	--	--	--	--	--	--
13.02	13.02-04-071919	07/19/2019	RESAMPLE Bedroom (guest) air (2nd Floor)	<0.099	<0.10	<0.10	<0.099	<0.099	<0.17	<0.14	<0.13	<0.13	--	--	--	--	--	--
13.02	13.02-05-071919	07/19/2019	RESAMPLE Bedroom (office) air (2nd Floor)	<0.099	<0.10	**0.10**	<0.099	<0.099	<0.17	<0.14	<0.13	<0.13	--	--	--	--	--	--
13.02	13.02-SS-071919	07/19/2019	RESAMPLE Garage sub-slab soil gas	<2.0	<2.0	<2.0	<2.0	<2.0	<3.4	<2.7	<2.7	<1.3	<250	--	--	--	--	--
13.02	13.02-AA-111721	11/17/2021	RESAMPLE Outdoor air	<0.099	<0.10	<0.10	<0.099	<0.099	**0.21**	<0.14	<0.13	<0.13	--	--	--	--	--	--
13.02	13.02-01-111721	11/17/2021	RESAMPLE Living room air (1st Floor)	<0.099	<0.10	<0.10	<0.099	**0.22 J**	<0.17	<0.14	<0.13	<0.13	--	--	--	--	--	--
13.02	13.02-11-111721	11/17/2021	RESAMPLE Living room air (1st Floor) (Replicate)	<0.099	<0.10	<0.10	<0.099	<0.099 UJ	<0.17	<0.14	<0.13	<0.13	--	--	--	--	--	--
13.02	13.02-02-111721	11/17/2021	RESAMPLE Dining room air (1st Floor)	<0.099	<0.10	<0.10	<0.099	<0.099	<0.17	<0.14	<0.13	<0.13	--	--	--	--	--	--
13.02	13.02-03-111721	11/17/2021	RESAMPLE Bathroom air (1st Floor)	<0.099	<0.10	<0.10	<0.099	<0.099	<0.17	<0.14	<0.13	<0.13	--	--	--	--	--	--
13.02	13.02-04-111721	11/17/2021	RESAMPLE Bedroom (guest) air (2nd Floor)	<0.099	<0.10	<0.10	<0.099	<0.099	<0.17	<0.14	<0.13	<0.13	--	--	--	--	--	--
13.02	13.02-05-111721	11/17/2021	RESAMPLE Bedroom (office) air (2nd Floor)	<0.099	<0.10	<0.10	<0.099	<0.099	<0.17	<0.14	<0.13	<0.13	--	--	--	--	--	--
13.02	13.02-SS-111721	11/17/2021	RESAMPLE Garage sub-slab soil gas	<2.0	<2.0	<2.0	<2.0	<2.0	<3.4	<2.8	<2.7	<1.3	<250	--	--	--	--	--
13.02	13.02-AA-052522	05/25/2022	RESAMPLE Outdoor air	<0.099	<0.10	<0.10	<0.20	<0.099	<0.17	<0.14	<0.13	<0.13	--	--	--	--	--	--
13.02	13.02-01-052522	05/25/2022	RESAMPLE Living room air (1st Floor)	<0.099	<0.10	**0.30**	<0.20	<0.099	<0.17	**0.15**	<0.13	<0.13	--	--	--	--	--	--
13.02	13.02-02-052522	05/25/2022	RESAMPLE Dining room air (1st Floor)	<0.099	<0.10	**0.27**	<0.20	<0.099	<0.17	**0.17**	<0.13	<0.13	--	--	--	--	--	--
13.02	13.02-03-052522	05/25/2022	RESAMPLE Bathroom air (1st Floor)	<0.099	<0.10	**0.24**	<0.20	<0.099	<0.17	**0.22**	<0.13	<0.13	--	--	--	--	--	--
13.02	13.02-04-052522	05/25/2022	RESAMPLE Bedroom (guest) air (2nd Floor)	<0.099	<0.10	**0.31**	<0.20	<0.099	<0.17	<0.14	<0.13	<0.13	--	--	--	--	--	--
13.02	13.02-05-052522	05/25/2022	RESAMPLE Bedroom (office) air (2nd Floor)	<0.099	<0.10	**0.32**	<0.20	<0.099	<0.17	**0.15**	<0.13	<0.13	--	--	--	--	--	--
13.02	13.02-SS-052522	05/25/2022	RESAMPLE Garage sub-slab soil gas	<2.0	<2.0	<2.0	<2.0	<2.0	<3.4	<2.7	<2.7	<1.3	<250	--	--	--	--	--
13.03	13.04-AA-090518 [6]	09/05/2018	Outdoor air	<0.099	<0.10	<0.10	<0.099	<0.099	<0.17	<0.14	**0.14**	<0.13	--	--	--	--	--	--
13.03	13.03-01-090518	09/05/2018	Living room air (1st Floor)	<0.099	<0.10	**2.3**	<0.099	<0.099	<0.17	**1.5**	<0.13	<0.13	--	--	--	--	--	--
13.03	13.03-11-090518	09/05/2018	Living room air (1st Floor) (Duplicate)	<0.099	<0.10	**2.4**	<0.099	<0.099	<0.17	**1.9**	<0.13	<0.13	--	--	--	--	--	--
13.03	13.03-02-090518	09/05/2018	Bedroom (office) air (1st Floor)	<0.10	<0.10	**2.7**	<0.10	<0.10	<0.17	**1.8**	<0.14	<0.13	--	--	--	--	--	--
13.03	13.03-03-090518	09/05/2018	Family room air (1st Floor)	<0.099	<0.10	**2.7**	<0.099	<0.099	<0.17	**2.0**	<0.13	<0.13	--	--	--	--	--	--
13.03	13.03-04-090518	09/05/2018	Bathroom air (2nd Floor)	<0.099	<0.10	**2.8**	<0.099	<0.099	<0.17	**1.5**	<0.13	<0.13	--	--	--	--	--	--
13.03	13.03-05-090518	09/05/2018	Bedroom (guest) air (2nd Floor)	<0.099	<0.10	**2.8**	<0.099	<0.099	<0.17	**0.93**	<0.13	<0.13	--	--	--	--	--	--
13.03	13.03-SS-090518A	09/05/2018	Garage sub-slab soil gas	<2.0 R	<2.0 R	<2.0 R	<2.0 R	<2.0 R	<3.4 R	<2.7 R	<2.7 R	<1.3 R	<250 R	--	--	--	--	--
13.03	13.03-SS-090518B	09/05/2018	Garage sub-slab soil gas	<2.0 R	<2.0 R	<2.0 R	<2.0 R	<2.0 R	<3.4 R	<2.7 R	<2.7 R	<1.3 R	**301 R**	--	--	--	--	--
13.03	13.03-SS-090518C	09/05/2018	Garage sub-slab soil gas	<2.0	<2.0	<2.0	<2.0	<2.0	<3.4	<2.7	<2.7	<1.3	<250	--	--	--	--	--
13.03	13.03-AA-101818	10/18/2018	RESAMPLE Outdoor air	<0.099	<0.10	<0.10	<0.099	<0.099	<0.17	<0.14	<0.13	<0.13	--	--	--	--	--	--
13.03	13.03-01-101818	10/18/2018	RESAMPLE Living room air (1st Floor)	<0.099	<0.10	**0.80**	<0.099	<0.099	<0.17	**0.65**	<0.13	<0.13	--	--	--	--	--	--
13.03	13.03-02-101818	10/18/2018	RESAMPLE Bedroom (office) air (1st Floor)	<0.099	<0.10	**0.93**	<0.099	<0.099	<0.17	**0.87**	<0.13	<0.13	--	--	--	--	--	--
13.03	13.03-03-101818	10/18/2018	RESAMPLE Family room air (1st Floor)	<0.099	<0.10	**0.73**	<0.099	<0.099	<0.17	**0.63**	<0.13	<0.13	--	--	--	--	--	--
13.03	13.03-04-101818	10/18/2018	RESAMPLE Bathroom air (2nd Floor)	<0.099 R	<0.10 R	**0.17 R**	<0.099 R	<0.099 R	<0.17 R	<0.14 R	<0.13 R	<0.13 R	--	--	--	--	--	--
13.03	13.03-05-101818	10/18/2018	RESAMPLE Bedroom (guest) air (2nd Floor)	<0.099 R	<0.10 R	**0.49 R**	<0.099 R	<0.099 R	<0.17 R	**0.39 R**	<0.13 R	<0.13 R	--	--	--	--	--	--
13.03	13.03-SS-101818	10/18/2018	RESAMPLE Garage sub-slab soil gas	<2.0	<2.0	<2.0	<2.0	<2.0	<3.4	<2.7	**5.3**	<1.3	<250	--	--	--	--	--
13.03	13.03-AA-121819	12/18/2019	RESAMPLE Outdoor air	<0.099	<0.10	<0.10	<0.099	<0.099	<0.17	<0.14	<0.13	<0.13	--	--	--	--	--	--
13.03	13.03-01-121819	12/18/2019	RESAMPLE Living room air (1st Floor)	<0.099	<0.10	**0.49**	<0.099	<0.099	**0.33**	**0.33**	<0.13	<0.13	--	--	--	--	--	--

TABLE A-6

HISTORICAL RESIDENTIAL INDOOR AIR AND SOIL GAS SAMPLING RESULTS
Former Ford Aeronutronic Facility
Newport Beach, California

Building ID	Sample ID	Date [2]	Location Description	Volatile Organic Compounds [1] (µg/m³)									Leak Detection Compounds [1]					
				1,1-DCE	1,1-DCA	1,2-DCA	cis-1,2-DCE	trans-1,2-DCE	PCE	1,1,1-TCA	TCE	Vinyl Chloride	Helium (ppmv)	Heptane (µg/m³)	Hexane (µg/m³)	Pentane (µg/m³)	TFA (µg/m³)	DFA (µg/m³)
13.03	13.03-02-121819	12/18/2019	RESAMPLE Bedroom (office) air (1st Floor)	<0.099	<0.10	**0.52**	<0.099	<0.099	**0.25**	**0.35**	<0.13	<0.13	--	--	--	--	--	--
13.03	13.03-03-121819	12/18/2019	RESAMPLE Family room air (1st Floor)	<0.099	<0.10	**0.66**	<0.099	<0.099	<0.17	**0.48**	<0.13	<0.13	--	--	--	--	--	--
13.03	13.03-04-121819	12/18/2019	RESAMPLE Bathroom (guest) air (2nd Floor)	<0.099	<0.10	**0.61**	<0.099	<0.099	<0.17	**0.36**	<0.13	<0.13	--	--	--	--	--	--
13.03	13.03-05-121819	12/18/2019	RESAMPLE Bedroom (guest) air (2nd Floor)	<0.099	<0.10	**0.62**	<0.099	<0.099	<0.17	**0.42**	<0.13	<0.13	--	--	--	--	--	--
13.03	13.03-SS-121819	12/18/2019	RESAMPLE Garage sub-slab soil gas	<2.0	<2.0	<2.0	<2.0	<2.0	<3.4	<2.7	<2.7	<1.3	<250	--	--	--	--	--
13.04	13.04-AA-090518	09/05/2018	Outdoor air	<0.099	<0.10	<0.10	<0.099	<0.099	<0.17	<0.14	**0.14**	<0.13	--	--	--	--	--	--
13.04	13.04-01-090518	09/05/2018	Living room air (1st Floor)	<0.099	<0.10	**0.19**	<0.099	<0.099	**0.36**	<0.14	<0.13	<0.13	--	--	--	--	--	--
13.04	13.04-02-090518	09/05/2018	Family room air (1st Floor)	<0.13	<0.13	**0.47**	<0.13	<0.13	**0.54**	<0.18	<0.18	<0.17	--	--	--	--	--	--
13.04	13.04-03-090518	09/05/2018	Bedroom (office) air (1st Floor)	<0.099	<0.10	**0.17**	<0.099	<0.099	<0.17	<0.14	<0.13	<0.13	--	--	--	--	--	--
13.04	13.04-04-090518	09/05/2018	Bathroom air (2nd Floor)	<0.099	<0.10	**0.15**	<0.099	<0.099	<0.17	<0.14	<0.13	<0.13	--	--	--	--	--	--
13.04	13.04-05-090518	09/05/2018	Family room air (2nd Floor)	<0.099	<0.10	**0.17**	<0.099	<0.099	<0.17	<0.14	<0.13	<0.13	--	--	--	--	--	--
13.04	13.04-SS-090518	09/05/2018	Garage sub-slab soil gas	<2.0	<2.0	<2.0	<2.0	<2.0	**21**	<2.7	**97**	<1.3	<250	--	--	--	--	--
13.04	13.04-AA-092518	09/26/2018	RESAMPLE Outdoor air	<0.099	<0.10	<0.10	<0.099	<0.099	<0.17	<0.14	<0.13	<0.13	--	--	--	--	--	--
13.04	13.04-01-092518	09/26/2018	RESAMPLE Living room air (1st Floor)	<0.099	<0.10	**0.14**	<0.099	<0.099	<0.17	<0.14	<0.13	<0.13	--	--	--	--	--	--
13.04	13.04-02-092518	09/26/2018	RESAMPLE Family room air (1st Floor)	<0.099	<0.10	**0.14**	<0.099	<0.099	<0.17	<0.14	<0.13	<0.13	--	--	--	--	--	--
13.04	13.04-03-092518	09/26/2018	RESAMPLE Bedroom (office) air (1st Floor)	<0.099	<0.10	**0.11**	<0.099	<0.099	<0.17	<0.14	<0.13	<0.13	--	--	--	--	--	--
13.04	13.04-04-092518	09/26/2018	RESAMPLE Bathroom air (2nd Floor)	<0.099	<0.10	**0.12**	<0.099	<0.099	<0.17	<0.14	<0.13	<0.13	--	--	--	--	--	--
13.04	13.04-05-092518	09/26/2018	RESAMPLE Family room air (2nd Floor)	<0.099	<0.10	**0.12**	<0.099	<0.099	<0.17	<0.14	<0.13	<0.13	--	--	--	--	--	--
13.04	13.04-SS-092618	09/26/2018	RESAMPLE Garage sub-slab soil gas	<2.0	<2.0	<2.0	<2.0	<2.0	**15**	<2.7	**120**	<1.3	<250	--	--	--	--	--
13.04	13.04-AA-032019	03/20/2019	RESAMPLE Outdoor air	<0.099	<0.10	<0.10	<0.099	<0.099	<0.17	<0.14	<0.13	<0.13	--	--	--	--	--	--
13.04	13.04-01-032019	03/20/2019	RESAMPLE Living room air (1st Floor)	<0.099	<0.10	**0.13**	<0.099	<0.099	<0.17	<0.14	<0.13	<0.13	--	--	--	--	--	--
13.04	13.04-02-032019	03/20/2019	RESAMPLE Family room air (1st Floor)	<0.099	<0.10	**0.14**	<0.099	<0.099	<0.17	<0.14	<0.13	<0.13	--	--	--	--	--	--
13.04	13.04-03-032019	03/20/2019	RESAMPLE Bedroom (office) air (1st Floor)	<0.099	<0.10	**0.12**	<0.099	<0.099	<0.17	<0.14	<0.13	<0.13	--	--	--	--	--	--
13.04	13.04-04-032019	03/20/2019	RESAMPLE Bathroom air (2nd Floor)	<0.099	<0.10	**0.13**	<0.099	<0.099	<0.17	<0.14	<0.13	<0.13	--	--	--	--	--	--
13.04	13.04-05-032019	03/20/2019	RESAMPLE Family room air (2nd Floor)	<0.099 UJ	<0.10 UJ	**0.13 J**	<0.099 UJ	<0.099 UJ	<0.17 UJ	<0.14 UJ	<0.13 UJ	<0.13 UJ	--	--	--	--	--	--
13.04	13.04-SS-032019	03/20/2019	RESAMPLE Garage sub-slab soil gas	<2.0	<2.0	<2.0	<2.0	<2.0	**39**	<2.7	**100**	<1.3	**179**	--	--	--	--	--
13.04	13.04-AA-101620	10/16/2020	RESAMPLE Outdoor air	<0.099	<0.10	<0.10	<0.099	<0.099	<0.17	<0.14	<0.13	<0.13	--	--	--	--	--	--
13.04	13.04-01-101620	10/16/2020	RESAMPLE Living room air (1st Floor)	<0.099	<0.10	**0.18**	<0.099	<0.099	**0.29**	<0.14	**0.94**	<0.13	--	--	--	--	--	--
13.04	13.04-02-101620	10/16/2020	RESAMPLE Family room air (1st Floor)	<0.099	<0.10	**0.17**	<0.099	<0.099	<0.17	<0.14	<0.13	<0.13	--	--	--	--	--	--
13.04	13.04-03-101620	10/16/2020	RESAMPLE Bedroom (office) air (1st Floor)	<0.099	<0.10	**0.15**	<0.099	<0.099	<0.17	<0.14	<0.13	<0.13	--	--	--	--	--	--
13.04	13.04-04-101620	10/16/2020	RESAMPLE Bathroom air (2nd Floor)	<0.099	<0.10	**0.13**	<0.099	<0.099	<0.17	<0.14	<0.13	<0.13	--	--	--	--	--	--
13.04	13.04-05-101620	10/16/2020	RESAMPLE Family room air (2nd Floor)	<0.099	<0.10	**0.17**	<0.099	<0.099	<0.17	<0.14	<0.13	<0.13	--	--	--	--	--	--
13.04	13.04-SS-101620	10/16/2020	RESAMPLE Garage sub-slab soil gas	<2.0	<2.1	<2.1	<2.0	<2.0	**17**	<2.8	**33**	<1.3	**310**	--	--	--	--	--
13.04	13.04-AA-121721	12/17/2021	RESAMPLE Outdoor air	<0.099	<0.10	<0.10	<0.099	<0.099	<0.17	<0.14	<0.13	<0.13	--	--	--	--	--	--
13.04	13.04-01-121721	12/17/2021	RESAMPLE Living room air (1st Floor)	<0.099	<0.10	<0.10	<0.099	<0.099	<0.17	<0.14	<0.13	<0.13	--	--	--	--	--	--
13.04	13.04-02-121721	12/17/2021	RESAMPLE Family room air (1st Floor)	<0.099	<0.10	<0.10	<0.099	<0.099	<0.17	<0.14	<0.13	<0.13	--	--	--	--	--	--
13.04	13.04-03-121721	12/17/2021	RESAMPLE Bedroom (office) air (1st Floor)	<0.099	<0.10	<0.10	<0.099	<0.099	<0.17	<0.14	<0.13	<0.13	--	--	--	--	--	--
13.04	13.04-04-121721	12/17/2021	RESAMPLE Bathroom air (2nd Floor)	<0.099	<0.10	<0.10	<0.099	<0.099	<0.17	<0.14	<0.13	<0.13	--	--	--	--	--	--
13.04	13.04-05-121721	12/17/2021	RESAMPLE Family room air (2nd Floor)	<0.099	<0.10	<0.10	<0.099	<0.099	<0.17	<0.14	<0.13	<0.13	--	--	--	--	--	--
13.04	13.04-SS-121721	12/17/2021	RESAMPLE Garage sub-slab soil gas	<2.0	<2.0	<2.0	<2.0	<2.0	**7.1**	<2.7	**6.9**	<1.3	<250	--	--	--	--	--
13.06	13.06-AA-040519	04/05/2019	Outdoor air	<0.099	<0.10	<0.10	<0.099	<0.099	<0.17	<0.14	<0.13	<0.13	--	--	--	--	--	--
13.06	13.06-01-040519	04/05/2019	Family room air (1st Floor)	<0.099	<0.10	**0.31**	<0.099	<0.099	<0.17	<0.14	<0.13	<0.13	--	--	--	--	--	--
13.06	13.06-11-040519	04/05/2019	Family room air (1st Floor) (Duplicate)	<0.099	<0.10	**0.29**	<0.099	<0.099	<0.17	<0.14	<0.13	<0.13	--	--	--	--	--	--
13.06	13.06-02-040519	04/05/2019	Bathroom air (1st Floor)	<0.099	<0.10	**0.27**	<0.099	<0.099	<0.17	<0.14	<0.13	<0.13	--	--	--	--	--	--
13.06	13.06-03-040519	04/05/2019	Bedroom (master) air (2nd Floor)	<0.099	<0.10	**0.30**	<0.099	<0.099	<0.17	<0.14	<0.13	<0.13	--	--	--	--	--	--
13.06	13.06-04-040519	04/05/2019	Bedroom air (2nd Floor)	<0.099	<0.10	**0.19**	<0.099	<0.099	<0.17	<0.14	<0.13	<0.13	--	--	--	--	--	--
13.06	13.06-SS-040519	04/05/2019	Garage sub-slab soil gas	<2.0	<2.0	<2.0	<2.0	<2.0	<3.4	<2.7	<2.7	<1.3	**1,260**	--	--	--	--	--
13.06	13.06-AA-121119	12/11/2019	RESAMPLE Outdoor air	<0.099	<0.10	<0.10	<0.099	<0.099	<0.17	<0.14	<0.13	<0.13	--	--	--	--	--	--
13.06	13.06-01-121119	12/11/2019	RESAMPLE Family room air (1st Floor)	<0.099	<0.10	**0.16**	<0.099	<0.099	<0.17	<0.14	<0.13	<0.13	--	--	--	--	--	--
13.06	13.06-02-121119	12/11/2019	RESAMPLE Bathroom air (1st Floor)	<0.099	<0.10	**0.15**	<0.099	<0.099	<0.17	<0.14	<0.13	<0.13	--	--	--	--	--	--
13.06	13.06-03-121119	12/11/2019	RESAMPLE Bedroom (master) air (2nd Floor)	<0.099	<0.10	**0.16**	<0.099	<0.099	**0.26**	<0.14	<0.13	<0.13	--	--	--	--	--	--
13.06	13.06-04-121119	12/11/2019	RESAMPLE Bedroom air (2nd Floor)	<0.099	<0.10	**0.17**	<0.099	<0.099	<0.17	<0.14	<0.13	<0.13	--	--	--	--	--	--
13.06	13.06-SS-121119	12/11/2019	RESAMPLE Garage sub-slab soil gas	<2.0	<2.0	<2.0	<2.0	<2.0	<3.4	<2.7	<2.7	<1.3	**600**	--	--	--	--	--
13.06	13.06-SS-060722	06/07/2022	RESAMPLE Garage sub-slab soil gas	<2.0	<2.0	<2.0	<2.0	<2.0	<3.4	<2.7	<2.7	<1.3	<250	--	--	--	--	--
13.07	13.07-AA-121218	12/12/2018	Outdoor air	<0.099	<0.10	**0.12**	<0.099	<0.099	**0.17**	<0.14	<0.13	<0.13	--	--	--	--	--	--
13.07	13.07-01-121218	12/12/2018	Family room air (1st Floor)	<0.099 UJ	<0.10 UJ	**0.14 J**	<0.099 UJ	<0.099 UJ	**0.20 J**	<0.14 UJ	<0.13 UJ	<0.13 UJ	--	--	--	--	--	--

TABLE A-6

HISTORICAL RESIDENTIAL INDOOR AIR AND SOIL GAS SAMPLING RESULTS
Former Ford Aeronutronic Facility
Newport Beach, California

Building ID	Sample ID	Date [2]	Location Description	Volatile Organic Compounds [1] (µg/m³)									Leak Detection Compounds [1]					
				1,1-DCE	1,1-DCA	1,2-DCA	cis-1,2-DCE	trans-1,2-DCE	PCE	1,1,1-TCA	TCE	Vinyl Chloride	Helium (ppmv)	Heptane (µg/m³)	Hexane (µg/m³)	Pentane (µg/m³)	TFA (µg/m³)	DFA (µg/m³)
13.07	13.07-11-121218	12/12/2018	Family room air (1st Floor) (Duplicate)	<0.099	<0.10	**0.11**	<0.099	<0.099	**0.21**	<0.14	<0.13	<0.13	--	--	--	--	--	--
13.07	13.07-02-121218	12/12/2018	Bathroom air (1st Floor)	<0.099	<0.10	**0.11**	<0.099	<0.099	<0.17	<0.14	<0.13	<0.13	--	--	--	--	--	--
13.07	13.07-03-121218	12/12/2018	Bedroom (office) air (2nd Floor)	<0.099	<0.10	**0.11**	<0.099	<0.099	**0.18**	<0.14	<0.13	<0.13	--	--	--	--	--	--
13.07	13.07-04-121218	12/12/2018	Bedroom air (2nd Floor)	<0.099	<0.10	**0.11**	<0.099	<0.099	**0.18**	<0.14	<0.13	<0.13	--	--	--	--	--	--
13.07	13.07-SS-121218	12/12/2018	Garage sub-slab soil gas	**19**	<2.1	<2.1	<2.0	<2.0	**1,600**	**72**	**27**	<1.3	**569**	--	--	--	--	--
13.07	13.07-AA-010820	01/08/2020	RESAMPLE Outdoor air	<0.099	<0.10	<0.10	<0.099	<0.099	<0.17	<0.14	<0.13	<0.13	--	--	--	--	--	--
13.07	13.07-01-010820	01/08/2020	RESAMPLE Family room air (1st Floor)	<0.099	<0.10	<0.10	<0.099	<0.099	<0.17	<0.14	<0.13	<0.13	--	--	--	--	--	--
13.07	13.07-02-010820	01/08/2020	RESAMPLE Bathroom air (1st Floor)	<0.099	<0.10	<0.10	<0.099	<0.099	<0.17	<0.14	<0.13	<0.13	--	--	--	--	--	--
13.07	13.07-03-010820	01/08/2020	RESAMPLE Bedroom (office) air (2nd Floor)	<0.099	<0.10	<0.10	<0.099	<0.099	<0.17	<0.14	<0.13	<0.13	--	--	--	--	--	--
13.07	13.07-04-010820	01/08/2020	RESAMPLE Bedroom air (2nd Floor)	<0.099	<0.10	<0.10	<0.099	<0.099	<0.17	<0.14	<0.13	<0.13	--	--	--	--	--	--
13.07	13.07-SS-010820	01/08/2020	RESAMPLE Garage sub-slab soil gas	<2.0	<2.0	<2.0	<2.0	<2.0	<3.4	<2.7	<2.7	<1.3	<250	--	--	--	--	--
13.07	13.07-AA-042121	04/21/2021	RESAMPLE Outdoor air	<0.099	<0.10	<0.10	<0.099	<0.099	<0.17	<0.14	<0.13	<0.13	--	--	--	--	--	--
13.07	13.07-01-042121	04/21/2021	RESAMPLE Family room air (1st Floor)	<0.099 UJ	<0.10 UJ	<0.10 UJ	<0.099 UJ	<0.099 UJ	<0.17 UJ	<0.14 UJ	**0.35 J**	<0.13 UJ	--	--	--	--	--	--
13.07	13.07-02-042121	04/21/2021	RESAMPLE Bathroom air (1st Floor)	<0.099	<0.10	<0.10	<0.099	<0.099	<0.17	<0.14	<0.13	<0.13	--	--	--	--	--	--
13.07	13.07-03-042121	04/21/2021	RESAMPLE Bedroom (office) air (2nd Floor)	<0.099 UJ	<0.10 UJ	<0.10 UJ	<0.099 UJ	<0.099 UJ	<0.17 UJ	<0.14 UJ	<0.13 UJ	<0.13 UJ	--	--	--	--	--	--
13.07	13.07-04-042121	04/21/2021	RESAMPLE Bedroom air (2nd Floor)	<0.099	<0.10	<0.10	<0.099	<0.099	<0.17	<0.14	<0.13	<0.13	--	--	--	--	--	--
13.07	13.07-SS-042121	04/21/2021	RESAMPLE Garage sub-slab soil gas	<2.0	<2.0	<2.0	<2.0	<2.0	<3.4	<2.7	<2.7	<1.3	<250	--	--	--	--	--
13.07	13.07-SS1-042121	04/21/2021	RESAMPLE Garage sub-slab soil gas (Duplicate)	<2.0	<2.0	<2.0	<2.0	<2.0	<3.4	<2.7	<2.7	<1.3	<250	--	--	--	--	--
13.11	13.11-AA-091218	09/12/2018	Outdoor air	<0.099	<0.10	<0.10	<0.099	<0.099	<0.17	<0.14	<0.13	<0.13	--	--	--	--	--	--
13.11	13.11-01-091218	09/12/2018	Living room air (1st Floor)	<0.099	<0.10	**0.52**	<0.099	<0.099	<0.17	<0.14	<0.13	<0.13	--	--	--	--	--	--
13.11	13.11-02-091218	09/12/2018	Bathroom air (1st Floor)	<0.099	<0.10	**0.84**	<0.099	<0.099	<0.17	<0.14	<0.13	<0.13	--	--	--	--	--	--
13.11	13.11-03-091218	09/12/2018	Kitchen/family room air (1st Floor)	<0.099	<0.10	**1.1**	<0.099	<0.099	<0.17	<0.14	<0.13	<0.13	--	--	--	--	--	--
13.11	13.11-04-091218	09/12/2018	Bathroom air (2nd Floor)	<0.099	<0.10	**0.66**	<0.099	<0.099	<0.17	<0.14	<0.13	<0.13	--	--	--	--	--	--
13.11	13.11-PSG-NE	09/12/2018	Perimeter soil gas (Northeast)	**71**	<2.1	<2.1	<2.1	<2.1	**14**	<2.8	**36**	<1.3	<250	--	--	--	--	--
13.11	13.11-PSG-SE	09/12/2018	Perimeter soil gas (Southeast)	**96**	<2.0	<2.0	<2.0	<2.0	**42**	<2.7	**130**	<1.3	<250	--	--	--	--	--
13.11	13.11-PSG-SW	09/12/2018	Perimeter soil gas (Southwest)	**41**	<2.0	<2.0	<2.0	<2.0	**14**	<2.7	**13**	<1.3	<250	--	--	--	--	--
13.11	13.11-PSG-W	09/12/2018	Perimeter soil gas (West)	**59**	<2.0	<2.0	<2.0	<2.0	**20**	<2.7	**85**	<1.3	<250	--	--	--	--	--
13.11	13.11-AA-040519	04/05/2019	RESAMPLE Outdoor air	<0.099	<0.10	<0.10	<0.099	<0.099	<0.17	<0.14	<0.13	<0.13	--	--	--	--	--	--
13.11	13.11-01-040519	04/05/2019	RESAMPLE Living room air (1st Floor)	<0.099	<0.10	**0.25**	<0.099	<0.099	<0.17	<0.14	<0.13	<0.13	--	--	--	--	--	--
13.11	13.11-02-040519	04/05/2019	RESAMPLE Bathroom air (1st Floor)	<0.099	<0.10	**0.23**	<0.099	<0.099	<0.17	<0.14	<0.13	<0.13	--	--	--	--	--	--
13.11	13.11-03-040519	04/05/2019	RESAMPLE Kitchen/family room air (1st Floor)	<0.099	<0.10	**0.48**	<0.099	<0.099	<0.17	<0.14	<0.13	<0.13	--	--	--	--	--	--
13.11	13.11-04-040519	04/05/2019	RESAMPLE Bathroom air (2nd Floor)	<0.099	<0.10	**0.24**	<0.099	<0.099	<0.17	<0.14	<0.13	<0.13	--	--	--	--	--	--
13.11	13.11-SS-040519	04/05/2019	Garage sub-slab soil gas	<2.0	<2.1	<2.1	<2.0	<2.0	**4.7**	<2.8	<2.8	<1.3	**352**	--	--	--	--	--
13.12	--	--	Outdoor air [14]	--	--	--	--	--	--	--	--	--	**--**	--	--	--	--	--
13.12	13.12-01-100318	10/03/2018	Living/dining room air (1st Floor)	<0.099	<0.10	**0.11**	<0.099	<0.099	<0.17	<0.14	<0.13	<0.13	--	--	--	--	--	--
13.12	13.12-02-100318	10/03/2018	Bedroom air (2nd Floor)	<0.20	<0.20	<0.20	<0.20	<0.20	<0.34	<0.27	<0.27	<0.25	--	--	--	--	--	--
13.12	13.12-03-100318	10/03/2018	Bathroom air (1st Floor)	<0.11	<0.11	**0.17**	<0.11	<0.11	<0.19	<0.15	<0.15	<0.14	--	--	--	--	--	--
13.12	13.12-04-100318	10/03/2018	Family room air (1st Floor)	<0.11	<0.11	**0.14**	<0.11	<0.11	<0.18	<0.14	<0.14	<0.14	--	--	--	--	--	--
13.12	13.12-SS-100318	10/03/2018	Garage sub-slab soil gas	<3.2	<3.3	<3.3	<3.2	<3.2	**45 J**	<4.4	**21 J**	<2.1	<250	--	--	--	--	--
13.12	13.12-SS1-100318	10/03/2018	Garage sub-slab soil gas (Duplicate)	<3.3	<3.3	<3.3	<3.3	<3.3	**15 J**	<4.5	<4.4 UJ	<2.1	<250	--	--	--	--	--
13.12	13.12-AA-111418	11/14/2018	RESAMPLE Outdoor air	<0.099	<0.10	**0.37**	<0.099	<0.099	<0.17	<0.14	<0.13	<0.13	--	--	--	--	--	--
13.12	13.12-01-111418	11/14/2018	RESAMPLE Living/dining room air (1st Floor)	<0.099	<0.10	**0.16**	<0.099	<0.099	<0.17	<0.14	<0.13	<0.13	--	--	--	--	--	--
13.12	13.12-02-111418	11/14/2018	RESAMPLE Bedroom air (2nd Floor)	<0.099	<0.10	**0.19**	<0.099	<0.099	**0.31**	<0.14	<0.13	<0.13	--	--	--	--	--	--
13.12	13.12-03-111418	11/14/2018	RESAMPLE Bathroom air (1st Floor)	<0.099	<0.10	**0.21**	<0.099	<0.099	<0.17	<0.14	<0.13	<0.13	--	--	--	--	--	--
13.12	13.12-04-111418	11/14/2018	RESAMPLE Family room air (1st Floor)	<0.099	<0.10	**0.23**	<0.099	<0.099	<0.17	<0.14	<0.13	<0.13	--	--	--	--	--	--
13.12	13.12-SS-111418	11/14/2018	RESAMPLE Garage sub-slab soil gas	<3.5	<3.6	<3.6	<3.5	<3.5	**100**	<4.9	<4.8	<2.3	<100	--	--	--	--	--
13.12	13.12-AA-052419	05/24/2019	RESAMPLE Outdoor air	<0.099	<0.10	<0.10	<0.099	<0.099	<0.17	<0.14	<0.13	<0.13	--	--	--	--	--	--
13.12	13.12-01-052419	05/24/2019	RESAMPLE Living/dining room air (1st Floor)	<0.099	<0.10	**0.15**	<0.099	<0.099	**0.39**	<0.14	<0.13	<0.13	--	--	--	--	--	--
13.12	13.12-11-052419	05/24/2019	RESAMPLE Living/dining room air (1st Floor) (Duplicate)	<0.099	<0.10	**0.14**	<0.099	<0.099	**0.38**	<0.14	<0.13	<0.13	--	--	--	--	--	--
13.12	13.12-02-052419	05/24/2019	RESAMPLE Bedroom (guest) air (2nd Floor)	<0.099	<0.10	**0.15**	<0.099	<0.099	**0.39**	<0.14	<0.13	<0.13	--	--	--	--	--	--
13.12	13.12-03-052419	05/24/2019	RESAMPLE Bathroom air (1st Floor)	<0.099 UJ	<0.10 UJ	**0.14 J**	<0.099 UJ	<0.099 UJ	**0.31 J**	<0.14 UJ	<0.13 UJ	<0.13 UJ	--	--	--	--	--	--
13.12	13.12-04-052419	05/24/2019	RESAMPLE Family room air (1st Floor)	<0.099 UJ	<0.10 UJ	**0.16 J**	<0.099 UJ	<0.099 UJ	**0.31 J**	<0.14 UJ	<0.13 UJ	<0.13 UJ	--	--	--	--	--	--
13.12	13.12-SS-052419	05/24/2019	RESAMPLE Garage sub-slab soil gas	<2.0	<2.0	<2.0	<2.0	<2.0	**34**	<2.7	**2.8**	<1.3	**196**	--	--	--	--	--
13.12	13.12-SS-050522	05/05/2022	RESAMPLE Garage sub-slab soil gas	<2.0	<2.0	<2.0	<2.0	<2.0	**16**	<2.7	**7.4 J**	<1.3	<250	--	--	--	--	--
13.12	13.12-SS1-050522	05/05/2022	RESAMPLE Garage sub-slab soil gas (Duplicate)	<2.0	<2.0	<2.0	<2.0	<2.0	**13**	<2.7	<2.7 UJ	<1.3	**250**	--	--	--	--	--
13.13	13.13-AA-102618	10/26/2018	Outdoor air	<0.099	<0.10	<0.10	<0.099	<0.099	<0.17	<0.14	<0.13	<0.13	--	--	--	--	--	--

TABLE A-6

HISTORICAL RESIDENTIAL INDOOR AIR AND SOIL GAS SAMPLING RESULTS
Former Ford Aeronutronic Facility
Newport Beach, California

Building ID	Sample ID	Date [2]	Location Description	Volatile Organic Compounds [1] (µg/m³)									Leak Detection Compounds [1]					
				1,1-DCE	1,1-DCA	1,2-DCA	cis-1,2-DCE	trans-1,2-DCE	PCE	1,1,1-TCA	TCE	Vinyl Chloride	Helium (ppmv)	Heptane (µg/m³)	Hexane (µg/m³)	Pentane (µg/m³)	TFA (µg/m³)	DFA (µg/m³)
13.13	13.13-01-102618	10/26/2018	Living/dining room air (1st Floor)	<0.099	<0.10	**0.15**	<0.099	<0.099	<0.17	<0.14	<0.13	<0.13	--	--	--	--	--	--
13.13	13.13-11-102618	10/26/2018	Living/dining room air (1st Floor) (Duplicate)	<0.099	<0.10	**0.19**	<0.099	<0.099	<0.17	<0.14	<0.13	<0.13	--	--	--	--	--	--
13.13	13.13-02-102618	10/26/2018	Family room air (1st Floor)	<0.099	<0.10	**0.14**	<0.099	<0.099	**0.45**	<0.14	<0.13	<0.13	--	--	--	--	--	--
13.13	13.13-03-102618	10/26/2018	Bedroom (master) air (2nd Floor)	<0.099	<0.10	**0.27**	<0.099	<0.099	<0.17	<0.14	<0.13	<0.13	--	--	--	--	--	--
13.13	13.13-04-102618	10/26/2018	Bedroom (guest) air (2nd Floor)	<0.099	<0.10	**0.12**	<0.099	<0.099	<0.17	<0.14	<0.13	<0.13	--	--	--	--	--	--
13.13	13.13-SS-102618	10/26/2018	Garage sub-slab soil gas	<2.6	<2.7	<2.7	<2.6	<2.6	<4.5	<3.6	<3.6	<1.7	**381**	--	--	--	--	--
13.13	13.13-AA-042321	04/23/2021	RESAMPLE Outdoor air	<0.099	<0.10	<0.10	<0.099	<0.099	<0.17	<0.14	<0.13	<0.13	--	--	--	--	--	--
13.13	13.13-01-042321	04/23/2021	RESAMPLE Living/dining room air (1st Floor)	<0.099	<0.10	**0.12**	<0.099	<0.099	<0.17	<0.14	<0.13	<0.13	--	--	--	--	--	--
13.13	13.13-11-042321	04/23/2021	RESAMPLE Living/dining room air (1st Floor) (Replicate)	<0.099	<0.10	**0.13**	<0.099	<0.099	<0.17	<0.14	<0.13	<0.13	--	--	--	--	--	--
13.13	13.13-02-042321	04/23/2021	RESAMPLE Family room air (1st Floor)	<0.099	<0.10	**0.12**	<0.099	<0.099	<0.17	<0.14	<0.13	<0.13	--	--	--	--	--	--
13.13	13.13-03-042321	04/23/2021	RESAMPLE Bedroom (master) air (2nd Floor)	<0.099	<0.10	**0.16**	<0.099	<0.099	<0.17	<0.14	<0.13	<0.13	--	--	--	--	--	--
13.13	13.13-04-042321	04/23/2021	RESAMPLE Bedroom (guest) air (2nd Floor)	<0.099	<0.10	**0.13**	<0.099	<0.099	<0.17	<0.14	<0.13	<0.13	--	--	--	--	--	--
13.13	13.13-SS-042321	04/23/2021	RESAMPLE Garage sub-slab soil gas	<3.1	<3.2	<3.2	<3.1	<3.1	<5.3	<4.3	<4.2	<2.0	<250	--	--	--	--	--
13.14	13.14-AA-031319	03/13/2019	Outdoor air	<0.099	<0.10	<0.10	<0.099	<0.099	<0.17	<0.14	<0.13	<0.13	--	--	--	--	--	--
13.14	13.14-01-031319	03/13/2019	Dining room air (1st Floor)	<0.099	<0.10	**0.33**	<0.099	<0.099	<0.17	<0.14	<0.13	<0.13	--	--	--	--	--	--
13.14	13.14-11-031319	03/13/2019	Dining room air (1st Floor) (Duplicate)	<0.099	<0.10	**0.33**	<0.099	<0.099	<0.17	<0.14	<0.13	<0.13	--	--	--	--	--	--
13.14	13.14-02-031319	03/13/2019	Bathroom air (1st Floor)	<0.099	<0.10	**0.52**	<0.099	<0.099	<0.17	<0.14	<0.13	<0.13	--	--	--	--	--	--
13.14	13.14-03-031319	03/13/2019	Family room air (1st Floor)	<0.099	<0.10	**0.31**	<0.099	<0.099	<0.17	<0.14	<0.13	<0.13	--	--	--	--	--	--
13.14	13.14-04-031319	03/13/2019	Bathroom (playroom) air (2nd Floor)	<0.099	<0.10	**0.72**	<0.099	<0.099	<0.17	<0.14	<0.13	<0.13	--	--	--	--	--	--
13.14	13.14-SS-031319	03/13/2019	Garage sub-slab soil gas	<2.0	<2.0	<2.0	<2.0	<2.0	<3.4	<2.7	<2.7	<1.3	<100	--	--	--	--	--
13.14	13.14-AA-121319	12/13/2019	RESAMPLE Outdoor air	<0.099	<0.10	**0.12**	<0.099	<0.099	<0.17	<0.14	<0.13	<0.13	--	--	--	--	--	--
13.14	13.14-01-121319	12/13/2019	RESAMPLE Dining room air (1st Floor)	<0.099	<0.10	**0.41**	<0.099	<0.099	<0.17	<0.14	<0.13	<0.13	--	--	--	--	--	--
13.14	13.14-02-121319	12/13/2019	RESAMPLE Bathroom air (1st Floor)	<0.22 UJ	<0.23 UJ	**0.58 J**	<0.22 UJ	<0.22 UJ	<0.38 UJ	<0.31 UJ	<0.30 UJ	<0.29 UJ	--	--	--	--	--	--
13.14	13.14-03-121319	12/13/2019	RESAMPLE Bathroom (playroom) air (2nd Floor)	<0.099	<0.10	**0.60**	<0.099	<0.099	<0.17	<0.14	**0.19**	<0.13	--	--	--	--	--	--
13.14	13.14-04-121319	12/13/2019	RESAMPLE Bedroom (master) air (2nd Floor)	<0.099	<0.10	**0.50**	<0.099	<0.099	<0.17	<0.14	<0.13	<0.13	--	--	--	--	--	--
13.14	13.14-SS-121319	12/13/2019	RESAMPLE Garage sub-slab soil gas	<2.0	<2.0	<2.0	<2.0	<2.0	<3.4	<2.7	<2.7	<1.3	<250	--	--	--	--	--
13.17	13.17-AA-011119	01/11/2019	Outdoor air	<0.099	<0.10	<0.10	<0.099	<0.099	<0.17	<0.14	<0.13	<0.13	--	--	--	--	--	--
13.17	13.17-01-011119	01/11/2019	Family room air (1st Floor)	<0.099	<0.10	**0.66**	<0.099	<0.099	<0.17	<0.14	<0.13	<0.13	--	--	--	--	--	--
13.17	13.17-11-011119	01/11/2019	Family room air (1st Floor) (Duplicate)	<0.099	<0.10	**0.64**	<0.099	<0.099	<0.17	<0.14	<0.13	<0.13	--	--	--	--	--	--
13.17	13.17-02-011119	01/11/2019	Bathroom air (1st Floor)	<0.099	<0.10	**0.66**	<0.099	<0.099	<0.17	<0.14	<0.13	<0.13	--	--	--	--	--	--
13.17	13.17-03-011119	01/11/2019	Bedroom (master) air (2nd Floor)	<0.099	<0.10	**1.1**	<0.099	<0.099	<0.17	<0.14	<0.13	<0.13	--	--	--	--	--	--
13.17	13.17-04-011119	01/11/2019	Bathroom air (2nd Floor)	<0.099 UJ	<0.10 UJ	**3.7 J**	<0.099 UJ	<0.099 UJ	<0.17 UJ	<0.14 UJ	<0.13 UJ	<0.13 UJ	--	--	--	--	--	--
13.17	13.17-SS-011119	01/11/2019	Garage sub-slab soil gas	<2.0	<2.0	<2.0	<2.0	<2.0	**6.3**	<2.7	<2.7	<1.3	**1,040**	--	--	--	--	--
13.17	13.17-AA-072419	07/24/2019	RESAMPLE Outdoor air	<0.099	<0.10	**0.18**	<0.099	<0.099	**0.20**	<0.14	**0.18**	<0.13	--	--	--	--	--	--
13.17	13.17-01-072419	07/24/2019	RESAMPLE Family room air (1st Floor)	<0.099	<0.10	**2.9**	<0.099	<0.099	<0.17	<0.14	<0.13	<0.13	--	--	--	--	--	--
13.17	13.17-02-072419	07/24/2019	RESAMPLE Bathroom air (1st Floor)	<0.099	**0.11**	**4.2**	**0.41**	**0.21**	**0.18**	<0.14	**0.27**	**0.45**	--	--	--	--	--	--
13.17	13.17-03-072419	07/24/2019	RESAMPLE Bedroom (master) air (2nd Floor)	<0.099	<0.10	**2.5**	<0.099	<0.099	<0.17	<0.14	<0.13	<0.13	--	--	--	--	--	--
13.17	13.17-04-072419	07/24/2019	RESAMPLE Bathroom air (2nd Floor)	<0.099	<0.10	**4.8**	<0.099	<0.099	<0.17	<0.14	<0.13	<0.13	--	--	--	--	--	--
13.17	13.17-SS-072419	07/24/2019	RESAMPLE Garage sub-slab soil gas	<2.3	<2.3	<2.3	<2.3	<2.3	<3.9	<3.2	<3.1	<1.5	<250	--	--	--	--	--
13.17	13.17-AA-013120	01/31/2020	RESAMPLE Outdoor air	<0.099	<0.10	<0.10	<0.099	<0.099	<0.17	<0.14	<0.13	<0.13	--	--	--	--	--	--
13.17	13.17-01-013120	01/31/2020	RESAMPLE Family room air (1st Floor)	<0.099	<0.10	**0.58**	<0.099	<0.099	**0.17**	<0.14	<0.13	<0.13	--	--	--	--	--	--
13.17	13.17-02-013120	01/31/2020	RESAMPLE Bathroom air (1st Floor)	<0.099	<0.10	**0.60**	<0.099	<0.099	**0.19**	<0.14	<0.13	<0.13	--	--	--	--	--	--
13.17	13.17-03-013120	01/31/2020	RESAMPLE Bedroom (master) air (2nd Floor)	<0.099	<0.10	**0.66**	<0.099	<0.099	**0.31**	<0.14	<0.13	<0.13	--	--	--	--	--	--
13.17	13.17-04-013120	01/31/2020	RESAMPLE Bathroom air (2nd Floor)	<0.099	<0.10	**4.0**	<0.099	<0.099	**0.18**	<0.14	<0.13	<0.13	--	--	--	--	--	--
13.17	13.17-SS-013120	01/31/2020	RESAMPLE Garage sub-slab soil gas	<2.5 R	<2.6 R	<2.6 R	<2.5 R	<2.5 R	<4.3 R	<3.5 R	<3.4 R	<1.6 R	**190,000**	--	--	--	--	--
13.17	13.17-SS1-013120	01/31/2020	RESAMPLE Garage sub-slab soil gas (Duplicate)	<2.8	<2.9	<2.9	<2.8	<2.8	<4.9	<3.9	<3.9	<1.8	<250	--	--	--	--	--
13.17	13.17-AA-062521	06/25/2021	RESAMPLE Outdoor air	<0.099	<0.10	<0.10	<0.099	<0.099	<0.17	<0.14	<0.13	<0.13	--	--	--	--	--	--
13.17	13.17-01-062521	06/25/2021	RESAMPLE Family room air (1st Floor)	<0.099	<0.10	**0.24**	<0.099	<0.099	**15**	<0.14	<0.13	<0.13	--	--	--	--	--	--
13.17	13.17-02-062521	06/25/2021	RESAMPLE Bathroom air (1st Floor)	<0.099	<0.10	**0.26**	<0.099	<0.099	**19**	<0.14	<0.13	<0.13	--	--	--	--	--	--
13.17	13.17-03-062521	06/25/2021	RESAMPLE Bedroom (master) air (2nd Floor)	<0.099	<0.10	**0.32**	<0.099	<0.099	**17**	<0.14	<0.13	<0.13	--	--	--	--	--	--
13.17	13.17-04-062521	06/25/2021	RESAMPLE Bathroom air (2nd Floor)	<0.099	<0.10	**0.38**	<0.099	<0.099	**16**	<0.14	<0.13	<0.13	--	--	--	--	--	--
13.17	13.17-SS-062521	06/25/2021	RESAMPLE Garage sub-slab soil gas	<2.0	<2.0	<2.0	<2.0	<2.0	<3.4	<2.7	<2.7	<1.3	<250	--	--	--	--	--
13.17	13.17-SS1-062521	06/25/2021	RESAMPLE Garage sub-slab soil gas (Duplicate)	<2.0	<2.0	<2.0	<2.0	<2.0	<3.4	<2.7	<2.7	<1.3	<250	--	--	--	--	--
13.20	13.20-AA-083118	08/31/2018	Outdoor air	<0.099	<0.10	<0.10	<0.099	<0.099	<0.17	<0.14	<0.13	<0.13	--	--	--	--	--	--
13.20	13.20-01-083118	08/31/2018	Living room air (1st Floor)	<0.099	<0.10	<0.10	<0.099	<0.099	<0.17	<0.14	**0.26**	<0.13	--	--	--	--	--	--
13.20	13.20-02-083118	08/31/2018	Family room air (1st Floor)	<0.099	<0.10	<0.10	<0.099	<0.099	<0.17	<0.14	<0.13	<0.13	--	--	--	--	--	--

TABLE A-6

HISTORICAL RESIDENTIAL INDOOR AIR AND SOIL GAS SAMPLING RESULTS
Former Ford Aeronutronic Facility
Newport Beach, California

Building ID	Sample ID	Date [2]	Location Description	Volatile Organic Compounds [1] (µg/m³)									Leak Detection Compounds [1]					
				1,1-DCE	1,1-DCA	1,2-DCA	cis-1,2-DCE	trans-1,2-DCE	PCE	1,1,1-TCA	TCE	Vinyl Chloride	Helium (ppmv)	Heptane (µg/m³)	Hexane (µg/m³)	Pentane (µg/m³)	TFA (µg/m³)	DFA (µg/m³)
13.20	13.20-03-083118	08/31/2018	Laundry room air (1st Floor)	<0.099	<0.10	**0.36**	<0.099	<0.099	<0.17	<0.14	<0.13	<0.13	--	--	--	--	--	--
13.20	13.20-04-083118	08/31/2018	Bathroom (master) air (2nd Floor)	<0.099	<0.10	<0.10	<0.099	<0.099	<0.17	<0.14	<0.13	<0.13	--	--	--	--	--	--
13.20	13.20-05-083118	08/31/2018	Bedroom air (2nd Floor)	<0.099	<0.10	<0.10	<0.099	<0.099	<0.17	<0.14	<0.13	<0.13	--	--	--	--	--	--
13.20	13.20-SS-083118	08/31/2018	Living room sub-slab soil gas	<2.0	<2.0	<2.0	<2.0	<2.0	<3.4	<2.7	<2.7	<1.3	<250	--	--	--	--	--
13.20	13.20-AA-050319	05/03/2019	RESAMPLE Outdoor air	<0.099	<0.10	**0.11**	<0.099	<0.099	<0.17	<0.14	<0.13	<0.13	--	--	--	--	--	--
13.20	13.20-01-050319	05/03/2019	RESAMPLE Living room air (1st Floor)	<0.099	<0.10	**0.10**	<0.099	<0.099	<0.17	<0.14	<0.13	<0.13	--	--	--	--	--	--
13.20	13.20-11-050319	05/03/2019	RESAMPLE Living room air (1st Floor) (Duplicate)	<0.099	<0.10	**0.11**	<0.099	<0.099	<0.17	<0.14	<0.13	<0.13	--	--	--	--	--	--
13.20	13.20-02-050319	05/03/2019	RESAMPLE Family room air (1st Floor)	<0.099	<0.10	**0.14**	<0.099	<0.099	<0.17	<0.14	<0.13	<0.13	--	--	--	--	--	--
13.20	13.20-03-050319	05/03/2019	RESAMPLE Laundry room air (1st Floor)	<0.099	<0.10	**0.11**	<0.099	<0.099	<0.17	<0.14	<0.13	<0.13	--	--	--	--	--	--
13.20	13.20-04-050319	05/03/2019	RESAMPLE Bathroom (master) air (2nd Floor)	<0.099	<0.10	<0.10	<0.099	<0.099	<0.17	<0.14	<0.13	<0.13	--	--	--	--	--	--
13.20	13.20-05-050319	05/03/2019	RESAMPLE Bedroom (guest) air (2nd Floor)	<0.099	<0.10	<0.10	<0.099	<0.099	<0.17	<0.14	<0.13	<0.13	--	--	--	--	--	--
13.20	13.20-SS-050319	05/03/2019	RESAMPLE Garage sub-slab soil gas	<2.0	<2.0	<2.0	<2.0	<2.0	<3.4	<2.7	<2.7	<1.3	**694**	--	--	--	--	--
13.20	13.20-SS-090922	09/09/2022	RESAMPLE Garage sub-slab soil gas	**6.3 J**	**11**	**7.5**	**5.2**	**3.8**	<3.4	**19**	<2.7	<1.3	<250	--	--	--	--	--
13.21	13.27-AA-091218 [6]	09/12/2018	Outdoor air	<0.099	<0.10	<0.10	<0.099	<0.099	<0.17	<0.14	<0.13	<0.13	--	--	--	--	--	--
13.21	13.21-01-091218	09/12/2018	Family room air (1st Floor)	<0.099	<0.10	<0.10	<0.099	<0.099	**0.86**	<0.14	<0.13	<0.13	--	--	--	--	--	--
13.21	13.21-11-091218	09/12/2018	Family room air (1st Floor) (Duplicate)	<0.099	<0.10	<0.10	<0.099	<0.099	**1.1**	<0.14	<0.13	<0.13	--	--	--	--	--	--
13.21	13.21-02-091218	09/12/2018	Bathroom (guest) air (1st Floor)	<0.099	<0.10	<0.10	<0.099	<0.099	**0.92**	<0.14	<0.13	<0.13	--	--	--	--	--	--
13.21	13.21-03-091218	09/12/2018	Kitchen/dining room air (1st Floor)	<0.099	<0.10	<0.10	<0.099	<0.099	**1.1**	<0.14	<0.13	<0.13	--	--	--	--	--	--
13.21	13.21-04-091218	09/12/2018	Bathroom (guest) air (2nd Floor)	<0.099	<0.10	<0.10	<0.099	<0.099	**0.66**	<0.14	<0.13	<0.13	--	--	--	--	--	--
13.21	13.21-SS-091218	09/12/2018	Garage sub-slab soil gas	<2.0	<2.1	<2.1	<2.0	<2.0	<3.4	<2.8	<2.7	<1.3	<250	--	--	--	--	--
13.21	13.21-AA-100518	10/05/2018	Outdoor air	<0.11	<0.11	<0.11	<0.11	<0.11	<0.18	<0.14	<0.14	<0.14	--	--	--	--	--	--
13.21	13.21-01-100518	10/05/2018	RESAMPLE Family room air (1st Floor)	<0.14	<0.14	<0.14	<0.14	<0.14	**3.4 J-**	<0.19	<0.19 UJ	<0.18	--	--	--	--	--	--
13.21	13.21-02-100518	10/05/2018	RESAMPLE Bathroom (guest) air (1st Floor)	<0.099 UJ	<0.10 UJ	**0.14 J**	<0.099 UJ	<0.099 UJ	**1.1 J**	<0.14 UJ	<0.13 UJ	<0.13 UJ	--	--	--	--	--	--
13.21	13.21-03-100518	10/05/2018	RESAMPLE Kitchen/dining room air (1st Floor)	<0.11	<0.12	<0.12	<0.11	<0.11	**3.6**	<0.16	<0.15	<0.15	--	--	--	--	--	--
13.21	13.21-04-100518	10/05/2018	RESAMPLE Bathroom (guest) air (2nd Floor)	<0.11	<0.11	<0.11	<0.11	<0.11	**5.8**	<0.15	**0.60**	<0.14	--	--	--	--	--	--
13.21	13.21-SS-100518	10/05/2018	RESAMPLE Garage sub-slab soil gas	<2.1	<2.1	<2.1	<2.1	<2.1	<3.5	<2.8	<2.8	<1.3	<250	--	--	--	--	--
13.21	13.21-AA-060519	06/05/2019	RESAMPLE Outdoor air	<0.099	<0.10	<0.10	<0.099	<0.099	<0.17	<0.14	<0.13	<0.13	--	--	--	--	--	--
13.21	13.21-01-060519	06/05/2019	RESAMPLE Family room air (1st Floor)	<0.099	<0.10	<0.10	<0.099	<0.099	<0.17	<0.14	<0.13	<0.13	--	--	--	--	--	--
13.21	13.21-02-060519	06/05/2019	RESAMPLE Bathroom (guest) air (1st Floor)	<0.099	<0.10	<0.10	<0.099	<0.099	<0.17	<0.14	<0.13	<0.13	--	--	--	--	--	--
13.21	13.21-03-060519	06/05/2019	RESAMPLE Kitchen/dining room air (1st Floor)	<0.099	<0.10	<0.10	<0.099	<0.099	<0.17	<0.14	<0.13	<0.13	--	--	--	--	--	--
13.21	13.21-04-060519	06/05/2019	RESAMPLE Bathroom (guest) air (2nd Floor)	<0.099	<0.10	<0.10	<0.099	<0.099	<0.17	<0.14	<0.13	<0.13	--	--	--	--	--	--
13.21	13.21-SS-060519	06/05/2019	RESAMPLE Garage sub-slab soil gas	<2.0	<2.0	<2.0	<2.0	<2.0	<3.4	<2.7	<2.7	<1.3	<100	--	--	--	--	--
13.21	13.21-AA-091721	09/17/2021	RESAMPLE Outdoor air	<0.099	<0.10	<0.10	<0.099	<0.099	<0.17	<0.14	<0.13	<0.13	--	--	--	--	--	--
13.21	13.21-01-091721	09/17/2021	RESAMPLE Family room air (1st Floor)	<0.099	<0.10	<0.10	<0.099	<0.099	<0.17	<0.14	<0.13	<0.13	--	--	--	--	--	--
13.21	13.21-11-091721	09/17/2021	RESAMPLE Family room air (1st Floor) (Replicate)	<0.20	<0.21	<0.21	<0.20	<0.20	<0.35	<0.28	<0.28	<0.26	--	--	--	--	--	--
13.21	13.21-02-091721	09/17/2021	RESAMPLE Bathroom (guest) air (1st Floor)	<0.099	<0.10	<0.10	<0.099	<0.099	<0.17	<0.14	<0.13	<0.13	--	--	--	--	--	--
13.21	13.21-03-091721	09/17/2021	RESAMPLE Kitchen/dining room air (1st Floor)	<0.099	<0.10	<0.10	<0.099	<0.099	**3.8**	<0.14	**0.40**	<0.13	--	--	--	--	--	--
13.21	13.21-04-091721	09/17/2021	RESAMPLE Bathroom (guest) air (2nd Floor)	<0.099	<0.10	<0.10	<0.099	<0.099	**0.42**	<0.14	<0.13	<0.13	--	--	--	--	--	--
13.21	13.21-SS-091721	09/17/2021	RESAMPLE Garage sub-slab soil gas	<2.5	<2.5	<2.5	<2.5	<2.5	**4.4**	<3.4	<3.4	<1.6	<250	--	--	--	--	--
13.21	13.21-AA-022522	02/25/2022	RESAMPLE Outdoor air	<0.099	<0.10	<0.10	<0.20	<0.099	<0.17	<0.14	<0.13 UJ	<0.13	--	--	--	--	--	--
13.21	13.21-01-022522	02/25/2022	RESAMPLE Family room air (1st Floor)	<0.099	<0.10	<0.10	<0.20	<0.099	<0.17	<0.14	<0.13 UJ	<0.13	--	--	--	--	--	--
13.21	13.21-11-022522	02/25/2022	RESAMPLE Family room air (1st Floor) (Replicate)	<0.099	<0.10	<0.10	<0.20	<0.099	<0.17	<0.14	<0.13 UJ	<0.13	--	--	--	--	--	--
13.21	13.21-02-022522	02/25/2022	RESAMPLE Bathroom (guest) air (1st Floor)	<0.099	<0.10	<0.10	<0.20	<0.099	<0.17	<0.14	<0.13 UJ	<0.13	--	--	--	--	--	--
13.21	13.21-03-022522	02/25/2022	RESAMPLE Kitchen/dining room air (1st Floor)	<0.099	<0.10	<0.10	<0.20	<0.099	<0.17	<0.14	<0.13 UJ	<0.13	--	--	--	--	--	--
13.21	13.21-04-022522	02/25/2022	RESAMPLE Bathroom (guest) air (2nd Floor)	<0.099	<0.10	<0.10	<0.20	<0.099	<0.17	<0.14	<0.13 UJ	<0.13	--	--	--	--	--	--
13.21	13.21-SS-022522	02/25/2022	RESAMPLE Garage sub-slab soil gas	<2.0	<2.0	<2.0	<2.0	<2.0	<3.4	<2.7	<2.7	<1.3	<250	--	--	--	--	--
13.22	--	--	Outdoor air [14]	--	--	--	--	--	--	--	--	--	**--**	--	--	--	--	--
13.22	13.22-01-091418	09/14/2018	Bedroom (office) air (2nd Floor)	<0.099	<0.10	**0.38**	<0.099	<0.099	**0.33**	<0.14	<0.13	<0.13	--	--	--	--	--	--
13.22	13.22-11-091418	09/14/2018	Bedroom (office) air (2nd Floor) (Duplicate)	<0.099	<0.10	**0.47**	<0.099	<0.099	<0.17	<0.14	<0.13	<0.13	--	--	--	--	--	--
13.22	13.22-02-091418	09/14/2018	Bathroom air (1st Floor)	<0.099	<0.10	**0.49**	<0.099	<0.099	<0.17	<0.14	<0.13	<0.13	--	--	--	--	--	--
13.22	13.22-03-091418	09/14/2018	Living room air (1st Floor)	<0.099	<0.10	**0.49**	<0.099	<0.099	<0.17	<0.14	<0.13	<0.13	--	--	--	--	--	--
13.22	13.22-04-091418	09/14/2018	Dining room air (1st Floor)	<0.099	<0.10	**0.49**	<0.099	<0.099	<0.17	<0.14	<0.13	<0.13	--	--	--	--	--	--
13.22	13.22-SS-091418	09/14/2018	Garage sub-slab soil gas	<2.9	<2.9	<2.9	<2.9	<2.9	<4.9	<3.9	<3.9	<1.8	**332**	--	--	--	--	--
13.22	13.22-AA-102618	10/26/2018	Outdoor air	<0.099	<0.10	**0.13**	<0.099	<0.099	**0.21**	<0.14	<0.13	<0.13	--	--	--	--	--	--
13.22	13.22-01-102618	10/26/2018	RESAMPLE Bedroom (office) air (2nd Floor)	<0.099	<0.10	**0.36**	<0.099	<0.099	**0.20**	<0.14	<0.13	<0.13	--	--	--	--	--	--
13.22	13.22-02-102618	10/26/2018	RESAMPLE Bathroom air (1st Floor)	<0.099	<0.10	**0.44**	<0.099	<0.099	<0.17	<0.14	<0.13	<0.13	--	--	--	--	--	--

TABLE A-6

HISTORICAL RESIDENTIAL INDOOR AIR AND SOIL GAS SAMPLING RESULTS
Former Ford Aeronutronic Facility
Newport Beach, California

Building ID	Sample ID	Date [2]	Location Description	Volatile Organic Compounds [1] (µg/m³)									Leak Detection Compounds [1]					
				1,1-DCE	1,1-DCA	1,2-DCA	cis-1,2-DCE	trans-1,2-DCE	PCE	1,1,1-TCA	TCE	Vinyl Chloride	Helium (ppmv)	Heptane (µg/m³)	Hexane (µg/m³)	Pentane (µg/m³)	TFA (µg/m³)	DFA (µg/m³)
13.22	13.22-03-102618	10/26/2018	RESAMPLE Living room air (1st Floor)	<0.099	<0.10	**0.35**	<0.099	<0.099	<0.17	<0.14	<0.13	<0.13	--	--	--	--	--	--
13.22	13.22-04-102618	10/26/2018	RESAMPLE Dining room air (1st Floor)	<0.099	<0.10	**0.41**	<0.099	<0.099	<0.17	<0.14	<0.13	<0.13	--	--	--	--	--	--
13.22	13.22-SS-102618	10/26/2018	RESAMPLE Garage sub-slab soil gas	<3.6	<3.7	<3.7	<3.6	<3.6	<6.2	<5.0	**12**	<2.3	**684**	--	--	--	--	--
13.22	13.22-AA-050319	05/03/2019	RESAMPLE Outdoor air	<0.099	<0.10	<0.10	<0.099	<0.099	<0.17	<0.14	<0.13	<0.13	--	--	--	--	--	--
13.22	13.22-01-050319	05/03/2019	RESAMPLE Bedroom (office) air (2nd Floor)	<0.099	<0.10	**0.13**	<0.099	<0.099	<0.17	<0.14	<0.13	<0.13	--	--	--	--	--	--
13.22	13.22-02-050319	05/03/2019	RESAMPLE Bathroom air (1st Floor)	<0.099	<0.10	**0.16**	<0.099	<0.099	<0.17	<0.14	<0.13	<0.13	--	--	--	--	--	--
13.22	13.22-03-050319	05/03/2019	RESAMPLE Living room air (1st Floor)	<0.099	<0.10	**0.13**	<0.099	<0.099	<0.17	<0.14	<0.13	<0.13	--	--	--	--	--	--
13.22	13.22-04-050319	05/03/2019	RESAMPLE Dining room air (1st Floor)	<0.099	<0.10	**0.11**	<0.099	<0.099	<0.17	<0.14	<0.13	<0.13	--	--	--	--	--	--
13.22	13.22-SS-050319	05/03/2019	RESAMPLE Garage sub-slab soil gas	<2.0 R	<2.0 R	<2.0 R	<2.0 R	<2.0 R	<3.4 R	<2.7 R	<2.7 R	<1.3 R	**206,000**	--	--	--	--	--
13.22	13.22-SS-050622	05/06/2022	RESAMPLE Garage sub-slab soil gas	<2.0	<2.0	<2.0	<2.0	<2.0	<3.4	<2.7	<2.7	<1.3	<250	--	--	--	--	--
13.23	13.23-AA-012519	01/25/2019	Outdoor air	<0.099	<0.10	<0.10	<0.099	<0.099	**0.17**	<0.14	<0.13	<0.13	--	--	--	--	--	--
13.23	13.23-01-012519	01/25/2019	Living room air (1st Floor)	<0.099	<0.10	**0.14**	<0.099	<0.099	**0.34**	<0.14	<0.13	<0.13	--	--	--	--	--	--
13.23	13.23-11-012519	01/25/2019	Living room air (1st Floor) (Duplicate)	<0.099	<0.10	**0.13**	<0.099	<0.099	**0.40**	<0.14	<0.13	<0.13	--	--	--	--	--	--
13.23	13.23-02-012519	01/25/2019	Bathroom air (1st Floor)	<0.099	<0.10	**0.15**	<0.099	<0.099	**0.36**	<0.14	<0.13	<0.13	--	--	--	--	--	--
13.23	13.23-03-012519	01/25/2019	Bedroom (master) air (2nd Floor)	<0.099	<0.10	**0.15**	<0.099	<0.099	**0.48**	<0.14	<0.13	<0.13	--	--	--	--	--	--
13.23	13.23-04-012519	01/25/2019	Bedroom air (2nd Floor)	<0.099	<0.10	**0.15**	<0.099	<0.099	**0.44**	<0.14	<0.13	<0.13	--	--	--	--	--	--
13.23	13.23-SS-012519	01/25/2019	Garage sub-slab soil gas	<2.0	<2.0	<2.0	<2.0	<2.0	<3.4	<2.7	<2.7	<1.3	**112**	--	--	--	--	--
13.23	13.23-AA-030819	03/08/2019	RESAMPLE Outdoor air	<0.099	<0.10	<0.10	<0.099	<0.099	<0.17	<0.14	<0.13	<0.13	--	--	--	--	--	--
13.23	13.23-01-030819	03/08/2019	RESAMPLE Living room air (1st Floor)	<0.099	<0.10	**0.11**	<0.099	<0.099	<0.17	<0.14	<0.13	<0.13	--	--	--	--	--	--
13.23	13.23-02-030819	03/08/2019	RESAMPLE Bathroom air (1st Floor)	<0.099	<0.10	**0.11**	<0.099	<0.099	<0.17	<0.14	<0.13	<0.13	--	--	--	--	--	--
13.23	13.23-03-030819	03/08/2019	RESAMPLE Bedroom (master) air (2nd Floor)	<0.099	<0.10	**0.11**	<0.099	<0.099	<0.17	<0.14	<0.13	<0.13	--	--	--	--	--	--
13.23	13.23-04-030819	03/08/2019	RESAMPLE Bedroom air (2nd Floor)	<0.099	<0.10	**0.14**	<0.099	<0.099	**0.20 J+**	<0.14	**0.14 J+**	<0.13	--	--	--	--	--	--
13.23	13.23-SS-030819	03/08/2019	RESAMPLE Garage sub-slab soil gas	<2.0	<2.0	<2.0	<2.0	<2.0	**5.1**	<2.7	<2.7	<1.3	**111**	--	--	--	--	--
13.23	13.23-AA-102320	10/23/2020	RESAMPLE Outdoor air	<0.099	<0.10	<0.10	<0.099	<0.099	<0.17	<0.14	<0.13	<0.13	--	--	--	--	--	--
13.23	13.23-01-102320	10/23/2020	RESAMPLE Living room air (1st Floor)	<0.099	<0.10	<0.10	<0.099	<0.099	<0.17	<0.14	<0.13	<0.13	--	--	--	--	--	--
13.23	13.23-02-102320	10/23/2020	RESAMPLE Bathroom (guest) air (1st Floor)	<0.099	<0.10	<0.10	<0.099	<0.099	<0.17	<0.14	<0.13	<0.13	--	--	--	--	--	--
13.23	13.23-03-102320	10/23/2020	RESAMPLE Bedroom (master) air (2nd Floor)	<0.099	<0.10	<0.10	<0.099	<0.099	<0.17	<0.14	<0.13	<0.13	--	--	--	--	--	--
13.23	13.23-04-102320	10/23/2020	RESAMPLE Bedroom (guest) air (2nd Floor)	<0.099	<0.10	<0.10	<0.099	<0.099	<0.17	<0.14	<0.13	<0.13	--	--	--	--	--	--
13.23	13.23-SS-102320	10/23/2020	RESAMPLE Garage sub-slab soil gas	<2.0	<2.0	<2.0	<2.0	<2.0	<3.4	<2.7	<2.7	<1.3	<250	--	--	--	--	--
13.23	13.23-AA-062521	06/25/2021	RESAMPLE Outdoor air	<0.099	<0.10	<0.10	<0.099	<0.099	<0.17	<0.14	<0.13	<0.13	--	--	--	--	--	--
13.23	13.23-01-062521	06/25/2021	RESAMPLE Living room air (1st Floor)	<0.099	<0.10	<0.10	<0.099	<0.099	**1.1 J**	<0.14	<0.13	<0.13	--	--	--	--	--	--
13.23	13.23-11-062521	06/25/2021	RESAMPLE Living room air (1st Floor) (Replicate)	<0.099	<0.10	<0.10	<0.099	<0.099	<0.17 UJ	<0.14	<0.13	<0.13	--	--	--	--	--	--
13.23	13.23-02-062521	06/25/2021	RESAMPLE Bathroom (guest) air (1st Floor)	<0.099	<0.10	<0.10	<0.099	<0.099	<0.17	<0.14	<0.13	<0.13	--	--	--	--	--	--
13.23	13.23-03-062521 [7]	06/25/2021	RESAMPLE Bedroom (master) air (2nd Floor)	<0.17	<0.18	<0.18	<0.17	<0.17	<0.30	<0.24	<0.23	<0.22	--	--	--	--	--	--
13.23	13.23-04-062521	06/25/2021	RESAMPLE Bedroom (guest) air (2nd Floor)	<0.099	<0.10	<0.10	<0.099	<0.099	<0.17	<0.14	<0.13	<0.13	--	--	--	--	--	--
13.23	13.23-SS-062521	06/25/2021	RESAMPLE Garage sub-slab soil gas	<2.0	<2.0	<2.0	<2.0	<2.0	**26**	<2.7	<2.7	<1.3	**450**	--	--	--	--	--
13.24	13.02-AA-083118 [6]	08/31/2018	Outdoor air	<0.099	<0.10	<0.10	<0.099	<0.099	<0.17	<0.14	<0.13	<0.13	--	--	--	--	--	--
13.24	13.24-01-083118	08/31/2018	Living room air (1st Floor)	<0.099	<0.10	<0.10	<0.099	<0.099	<0.17	**0.21**	<0.13	<0.13	--	--	--	--	--	--
13.24	13.24-11-083118	08/31/2018	Living room air (1st Floor) (Duplicate)	<0.099	<0.10	<0.10	<0.099	<0.099	<0.17	<0.14	<0.13	<0.13	--	--	--	--	--	--
13.24	13.24-02-083118	08/31/2018	Bathroom air (1st Floor)	**0.11**	<0.10	**0.90**	**0.12**	<0.099	<0.17	**0.16**	**0.39**	**0.24**	--	--	--	--	--	--
13.24	13.24-03-083118	08/31/2018	Kitchen/dining room air (1st Floor)	<0.099	<0.10	<0.10	<0.099	<0.099	<0.17	**0.24**	<0.13	<0.13	--	--	--	--	--	--
13.24	13.24-04-083118	08/31/2018	Guest Bedroom (2nd floor)	<0.099	<0.10	<0.10	<0.099	<0.099	<0.17	**0.18**	<0.13	<0.13	--	--	--	--	--	--
13.24	13.24-05-083118	08/31/2018	Master Bathroom (2nd floor)	<0.099	<0.10	<0.10	<0.099	<0.099	<0.17	**0.21**	<0.13	<0.13	--	--	--	--	--	--
13.24	13.24-SS-083118	08/31/2018	Garage sub-slab soil gas	<2.0	<2.0	<2.0	<2.0	<2.0	<3.4	<2.7	<2.7	<1.3	**267**	--	--	--	--	--
13.24	13.24-06-092118	09/21/2018	RESAMPLE Outdoor air	<0.11	<0.11	<0.11	<0.11	<0.11	<0.19	<0.15	<0.15	<0.14	--	--	--	--	--	--
13.24	13.24-01-092118	09/21/2018	RESAMPLE Living room air (1st Floor)	<0.099	<0.10	<0.10	<0.099	<0.099	**0.25**	**0.16**	<0.13	<0.13	--	--	--	--	--	--
13.24	13.24-11-092118	09/21/2018	RESAMPLE Living room air (1st Floor) (Duplicate)	<0.10	<0.10	<0.10	<0.10	<0.10	<0.17	<0.14	<0.14	<0.13	--	--	--	--	--	--
13.24	13.24-02-092118	09/21/2018	RESAMPLE Bathroom air (1st Floor)	<0.12	<0.12	<0.12	<0.12	<0.12	<0.21	**0.25**	<0.17	<0.16	--	--	--	--	--	--
13.24	13.24-03-092118	09/21/2018	RESAMPLE Kitchen/dining room air (1st Floor)	<0.10	<0.10	<0.10	<0.10	<0.10	<0.17	**0.45**	<0.14	<0.13	--	--	--	--	--	--
13.24	13.24-04-092118	09/21/2018	RESAMPLE Guest Bedroom (2nd floor)	**0.30**	**0.61**	**5.6**	<0.12	<0.12	**0.39**	<0.17	**0.66**	**0.63**	--	--	--	--	--	--
13.24	13.24-05-092118	09/21/2018	RESAMPLE Master Bathroom (2nd floor)	**0.27**	**0.52**	**4.7**	<0.12	<0.12	**0.45**	**0.17**	**0.61**	**0.53**	--	--	--	--	--	--
13.24	13.24-SS-092118	09/21/2018	RESAMPLE Garage sub-slab soil gas	<2.0	<2.0	<2.0	<2.0	<2.0	**11**	<2.7	<2.7	<1.3	<250	--	--	--	--	--
13.25	13.138-AA-100318 [6]	10/03/2018	Outdoor air	<0.11	<0.11	<0.11	<0.11	<0.11	<0.19	<0.15	<0.15	<0.14	--	--	--	--	--	--
13.25	13.25-01-100318	10/03/2018	Living room air (1st Floor)	<0.14	<0.14	**0.20**	<0.14	<0.14	<0.24	<0.19	<0.19	<0.18	--	--	--	--	--	--
13.25	13.25-11-100318	10/03/2018	Living room air (1st Floor) (Duplicate)	<0.099	<0.10	**0.19**	<0.099	<0.099	<0.17	<0.14	<0.13	<0.13	--	--	--	--	--	--
13.25	13.25-02-100318	10/03/2018	Kitchen/family room air (1st Floor)	<0.11	<0.12	**0.17**	<0.11	<0.11	**0.62**	<0.16	**0.23**	<0.15	--	--	--	--	--	--

TABLE A-6

HISTORICAL RESIDENTIAL INDOOR AIR AND SOIL GAS SAMPLING RESULTS
Former Ford Aeronutronic Facility
Newport Beach, California

Building ID	Sample ID	Date [2]	Location Description	Volatile Organic Compounds [1] (µg/m³)									Leak Detection Compounds [1]					
				1,1-DCE	1,1-DCA	1,2-DCA	cis-1,2-DCE	trans-1,2-DCE	PCE	1,1,1-TCA	TCE	Vinyl Chloride	Helium (ppmv)	Heptane (µg/m³)	Hexane (µg/m³)	Pentane (µg/m³)	TFA (µg/m³)	DFA (µg/m³)
13.25	13.25-03-100318	10/03/2018	Bathroom air (1st Floor)	<0.099	<0.10	**0.22**	<0.099	<0.099	<0.17	<0.14	<0.13	<0.13	--	--	--	--	--	--
13.25	13.25-SS-100318	10/03/2018	Garage sub-slab soil gas	<3.5	<3.5	<3.5	<3.5	<3.5	<5.9	<4.8	<4.7	<2.2	<250	--	--	--	--	--
13.25	13.25-AA-032219	03/22/2019	Outdoor air	<0.099	<0.10	<0.10	<0.099	<0.099	<0.17	<0.14	<0.13	<0.13	--	--	--	--	--	--
13.25	13.25-01-032219	03/22/2019	RESAMPLE Living room air (1st Floor)	<0.099	<0.10	**0.31**	<0.099	<0.099	<0.17	<0.14	<0.13	<0.13	--	--	--	--	--	--
13.25	13.25-11-032219	03/22/2019	RESAMPLE Living room air (1st Floor) (Duplicate)	<0.099	<0.10	**0.30**	<0.099	<0.099	<0.17	<0.14	<0.13	<0.13	--	--	--	--	--	--
13.25	13.25-02-032219	03/22/2019	RESAMPLE Kitchen/family room air (1st Floor)	<0.099	<0.10	**0.29**	<0.099	<0.099	<0.17	<0.14	<0.13	<0.13	--	--	--	--	--	--
13.25	13.25-03-032219	03/22/2019	RESAMPLE Bathroom air (1st Floor)	<0.099	<0.10	**0.31**	<0.099	<0.099	<0.17	<0.14	<0.13	<0.13	--	--	--	--	--	--
13.25	13.25-04-032219	03/22/2019	RESAMPLE Bedroom air (2nd Floor)	<0.099	<0.10	**0.29**	<0.099	<0.099	<0.17	<0.14	<0.13	<0.13	--	--	--	--	--	--
13.25	13.25-SS-032219	03/22/2019	RESAMPLE Garage sub-slab soil gas	**7.8**	<2.3	<2.3	<2.2	<2.2	**460**	**51**	**19**	<1.4	**220**	--	--	--	--	--
13.25	13.25-AA-102120	10/21/2020	RESAMPLE Outdoor air	<0.099	<0.10	<0.10	<0.099	<0.099	<0.17	<0.14	<0.13	<0.13	--	--	--	--	--	--
13.25	13.25-01-102120	10/21/2020	RESAMPLE Living room air (1st Floor)	<0.099	<0.10	<0.10	<0.099	<0.099	<0.17	<0.14	<0.13	<0.13	--	--	--	--	--	--
13.25	13.25-02-102120	10/21/2020	RESAMPLE Kitchen/family room air (1st Floor)	<0.14	<0.15	<0.15	<0.14	<0.14	<0.25	<0.20	<0.20	<0.19	--	--	--	--	--	--
13.25	13.25-03-102120	10/21/2020	RESAMPLE Bathroom air (1st Floor)	<0.15	<0.15	<0.15	<0.15	<0.15	<0.26	<0.21	**0.25**	<0.19	--	--	--	--	--	--
13.25	13.25-04-102120	10/21/2020	RESAMPLE Bedroom air (2nd Floor)	<0.099	<0.10	<0.10	<0.099	<0.099	<0.17	<0.14	<0.13	<0.13	--	--	--	--	--	--
13.25	13.25-SS-102120	10/21/2020	RESAMPLE Garage sub-slab soil gas	<2.0	<2.0	<2.0	<2.0	<2.0	<3.4 UJ	<2.7	<2.7 UJ	<1.3	<250	--	--	--	--	--
13.25	13.25-SS1-102120	10/21/2020	RESAMPLE Garage sub-slab soil gas (Duplicate)	<2.0	<2.0	<2.0	<2.0	<2.0	**78 J**	<2.7	**20 J**	<1.3	<250	--	--	--	--	--
13.25	13.25-SS-040722	04/08/2022	RESAMPLE Garage sub-slab soil gas	<2.0	<2.0	<2.0	<2.0	<2.0	<3.4	<2.7	<2.7	<1.3	<250	--	--	--	--	--
13.25	13.25-AA-070122	07/01/2022	RESAMPLE Outdoor air	<0.099	<0.10	<0.10	<0.20	<0.099	<0.17	<0.14	<0.13	<0.13	--	--	--	--	--	--
13.25	13.25-01-070122	07/01/2022	RESAMPLE Living room air (1st Floor)	<0.099	<0.10	<0.10	<0.20	<0.099	<0.17 UJ	<0.14	<0.13 UJ	<0.13	--	--	--	--	--	--
13.25	13.25-11-070122	07/01/2022	RESAMPLE Living room air (1st Floor) (Replicate)	<0.099	<0.10	<0.10	<0.20	<0.099	**1.2 J**	<0.14	**0.49 J**	<0.13	--	--	--	--	--	--
13.25	13.25-02-070122	07/01/2022	RESAMPLE Kitchen/family room air (1st Floor)	<0.13	<0.14	<0.14	<0.27	<0.13	<0.23	<0.19	<0.18	<0.17	--	--	--	--	--	--
13.25	13.25-03-070122	07/01/2022	RESAMPLE Bathroom air (1st Floor)	<0.099	<0.10	<0.10	<0.20	<0.099	<0.17	<0.14	<0.13	<0.13	--	--	--	--	--	--
13.25	13.25-04-070122 [7]	07/01/2022	RESAMPLE Bedroom air (2nd Floor)	<0.49	<0.50	**1.6**	<0.98	<0.49	<0.84	<0.67	<0.66	<0.63	--	--	--	--	--	--
13.25	13.25-SS-070122	07/01/2022	RESAMPLE Garage sub-slab soil gas	<2.0 UJ	<2.0 UJ	<2.0 UJ	<2.0 UJ	<2.0 UJ	<3.4 UJ	<2.7 UJ	<2.7	<1.3 UJ	<250	--	--	--	--	--
13.26	13.26-AA-050119	05/01/2019	Outdoor air	<0.099	<0.10	<0.10	<0.099	<0.099	<0.17	<0.14	<0.13	<0.13	--	--	--	--	--	--
13.26	13.26-01-050119	05/01/2019	Sitting room air (1st Floor)	<0.099	<0.10	**4.6**	<0.099	<0.099	**0.25**	<0.14	<0.13	<0.13	--	--	--	--	--	--
13.26	13.26-02-050119	05/01/2019	Kitchen/living room air (1st Floor)	<0.099	<0.10	**4.2**	<0.099	<0.099	**0.48**	<0.14	<0.13	<0.13	--	--	--	--	--	--
13.26	13.26-03-050119	05/01/2019	Bathroom air (1st Floor)	<0.099	<0.10	**3.6**	<0.099	<0.099	**0.34**	<0.14	<0.13	<0.13	--	--	--	--	--	--
13.26	13.26-04-050119	05/01/2019	Bedroom (master) air (2nd Floor)	<0.099	<0.10	**3.2**	<0.099	<0.099	**0.24**	<0.14	<0.13	<0.13	--	--	--	--	--	--
13.26	13.26-SS-050119	05/01/2019	Garage sub-slab soil gas	<2.0	<2.0	<2.0	<2.0	<2.0	**4.2**	<2.7	<2.7	<1.3	**949**	--	--	--	--	--
13.26	13.26-AA-060719	06/07/2019	RESAMPLE Outdoor air	<0.099	<0.10	<0.10	<0.099	<0.099	<0.17	<0.14	<0.13	<0.13	--	--	--	--	--	--
13.26	13.26-01-060719	06/07/2019	RESAMPLE Sitting room air (1st Floor)	<0.099	<0.10	**5.7**	<0.099	<0.099	**50**	<0.14	<0.13	<0.13	--	--	--	--	--	--
13.26	13.26-02-060719	06/07/2019	RESAMPLE Kitchen/living room air (1st Floor)	<0.099	<0.10	**5.2**	<0.099	<0.099	**61**	<0.14	<0.13	<0.13	--	--	--	--	--	--
13.26	13.26-03-060719	06/07/2019	RESAMPLE Bathroom air (1st Floor)	<0.099	<0.10	**4.3**	<0.099	<0.099	**100**	<0.14	<0.13	<0.13	--	--	--	--	--	--
13.26	13.26-04-060719	06/07/2019	RESAMPLE Bedroom (master) air (2nd Floor)	<0.099	<0.10	**4.3**	<0.099	<0.099	**50**	<0.14	<0.13	<0.13	--	--	--	--	--	--
13.26	13.26-SS-060719	06/07/2019	RESAMPLE Garage sub-slab soil gas	<2.0	<2.0	<2.0	<2.0	<2.0	<3.4	<2.7	<2.7	<1.3	<100	--	--	--	--	--
13.26	13.26-AA-070219	07/02/2019	RESAMPLE Outdoor air	<0.099	<0.10	<0.10	<0.099	<0.099	<0.17	<0.14	<0.13	<0.13	--	--	--	--	--	--
13.26	13.26-01-070219	07/02/2019	RESAMPLE Sitting room air (1st Floor)	<0.099	<0.10	**4.2**	<0.099	<0.099	**0.43**	<0.14	<0.13	<0.13	--	--	--	--	--	--
13.26	13.26-11-070219	07/02/2019	RESAMPLE Sitting room air (1st Floor) (Duplicate)	<0.099	<0.10	**4.2**	<0.099	<0.099	**0.43**	<0.14	<0.13	<0.13	--	--	--	--	--	--
13.26	13.26-02-070219	07/02/2019	RESAMPLE Kitchen/living room air (1st Floor)	<0.099	<0.10	**4.2**	<0.099	<0.099	**0.89**	<0.14	<0.13	<0.13	--	--	--	--	--	--
13.26	13.26-03-070219	07/02/2019	RESAMPLE Bathroom air (1st Floor)	<0.099	<0.10	**3.7**	<0.099	<0.099	**0.98**	<0.14	<0.13	<0.13	--	--	--	--	--	--
13.26	13.26-04-070219	07/02/2019	RESAMPLE Bedroom (master) air (2nd Floor)	<0.099	<0.10	**3.7**	<0.099	<0.099	**0.43**	<0.14	<0.13	<0.13	--	--	--	--	--	--
13.26	13.26-05-070219	07/02/2019	RESAMPLE Bathroom (master) air (2nd Floor)	<0.099	<0.10	**3.6**	<0.099	<0.099	**0.46**	<0.14	<0.13	<0.13	--	--	--	--	--	--
13.26	13.26-SS-070219	07/02/2019	RESAMPLE Garage sub-slab soil gas	<2.0	<2.0	<2.0	<2.0	<2.0	**4.6**	<2.7	<2.7	<1.3	<100	--	--	--	--	--
13.26	13.26-AA-011520	01/15/2020	RESAMPLE Outdoor air	<0.099	<0.10	<0.10	<0.099	<0.099	<0.17	<0.14	<0.13	<0.13	--	--	--	--	--	--
13.26	13.26-01-011520	01/15/2020	RESAMPLE Sitting room air (1st Floor)	<0.099	<0.10	**1.6**	<0.099	<0.099	**1.2**	<0.14	<0.13	<0.13	--	--	--	--	--	--
13.26	13.26-02-011520	01/15/2020	RESAMPLE Kitchen/living room air (1st Floor)	<0.099	<0.10	**1.6**	<0.099	<0.099	**1.3**	<0.14	<0.13	<0.13	--	--	--	--	--	--
13.26	13.26-03-011520	01/15/2020	RESAMPLE Bathroom air (1st Floor)	<0.099	<0.10	**1.5**	<0.099	<0.099	**1.6**	<0.14	<0.13	<0.13	--	--	--	--	--	--
13.26	13.26-04-011520	01/15/2020	RESAMPLE Bedroom (master) air (2nd Floor)	<0.099	<0.10	**1.7**	<0.099	<0.099	**1.4**	<0.14	<0.13	<0.13	--	--	--	--	--	--
13.26	13.26-05-011520	01/15/2020	RESAMPLE Bathroom (master) air (2nd Floor)	<0.099	<0.10	**1.6**	<0.099	<0.099	**1.4**	<0.14	<0.13	<0.13	--	--	--	--	--	--
13.26	13.26-SS-011520	01/15/2020	RESAMPLE Garage sub-slab soil gas	<2.0	<2.0	<2.0	<2.0	<2.0	**13**	<2.7	<2.7	<1.3	<250	--	--	--	--	--
13.26	13.26-AA-102921	10/29/2021	RESAMPLE Outdoor air	<0.099	<0.10	<0.10	<0.099	<0.099	<0.17	<0.14	<0.13	<0.13	--	--	--	--	--	--
13.26	13.26-01-102921	10/29/2021	RESAMPLE Sitting room air (1st Floor)	<0.099 UJ	<0.10 UJ	**0.51 J**	<0.099 UJ	<0.099 UJ	**0.22 J**	<0.14 UJ	**0.30 J**	<0.13 UJ	--	--	--	--	--	--
13.26	13.26-11-102921	10/29/2021	RESAMPLE Sitting room air (1st Floor) (Replicate)	<0.099	<0.10	**0.45**	<0.099	<0.099	<0.17	<0.14	**0.36**	<0.13	--	--	--	--	--	--
13.26	13.26-02-102921	10/29/2021	RESAMPLE Kitchen/living room air (1st Floor)	<0.099	<0.10	**0.46**	<0.099	<0.099	<0.17	<0.14	**0.30**	<0.13	--	--	--	--	--	--
13.26	13.26-03-102921	10/29/2021	RESAMPLE Bathroom air (1st Floor)	<0.099	<0.10	**0.53**	<0.099	<0.099	<0.17	<0.14	**0.32**	<0.13	--	--	--	--	--	--

TABLE A-6

HISTORICAL RESIDENTIAL INDOOR AIR AND SOIL GAS SAMPLING RESULTS
Former Ford Aeronutronic Facility
Newport Beach, California

Building ID	Sample ID	Date [2]	Location Description	Volatile Organic Compounds [1] (µg/m³)									Leak Detection Compounds [1]					
				1,1-DCE	1,1-DCA	1,2-DCA	cis-1,2-DCE	trans-1,2-DCE	PCE	1,1,1-TCA	TCE	Vinyl Chloride	Helium (ppmv)	Heptane (µg/m³)	Hexane (µg/m³)	Pentane (µg/m³)	TFA (µg/m³)	DFA (µg/m³)
13.26	13.26-04-102921	10/29/2021	RESAMPLE Bedroom (master) air (2nd Floor)	<0.099 UJ	<0.10 UJ	**0.42 J**	<0.099 UJ	<0.099 UJ	<0.17 UJ	<0.14 UJ	**0.19 J**	<0.13 UJ	--	--	--	--	--	--
13.26	13.26-05-102921	10/29/2021	RESAMPLE Bathroom (master) air (2nd Floor)	<0.099	<0.10	**0.79**	<0.099	<0.099	<0.17	<0.14	**0.16**	<0.13	--	--	--	--	--	--
13.26	13.26-SS-102921	10/29/2021	RESAMPLE Garage sub-slab soil gas	<2.0	<2.0	<2.0	<2.0	<2.0	**4.4**	<2.7	<2.7	<1.3	<250	--	--	--	--	--
13.27	13.27-AA-091218	09/12/2018	Outdoor air	<0.099	<0.10	<0.10	<0.099	<0.099	<0.17	<0.14	<0.13	<0.13	--	--	--	--	--	--
13.27	13.27-01-091218	09/12/2018	Living room air (1st Floor)	<0.099	<0.10	<0.10	<0.099	<0.099	**0.41**	<0.14	<0.13	<0.13	--	--	--	--	--	--
13.27	13.27-02-091218	09/12/2018	Bathroom (guest) air (1st Floor)	<0.099	<0.10	<0.10	<0.099	<0.099	**0.18**	<0.14	<0.13	<0.13	--	--	--	--	--	--
13.27	13.27-03-091218	09/12/2018	Bathroom air (2nd Floor)	<0.099	<0.10	<0.10	<0.099	<0.099	**0.17**	<0.14	<0.13	<0.13	--	--	--	--	--	--
13.27	13.27-04-091218	09/12/2018	Kitchen/kid's play area air (1st Floor)	<0.099	<0.10	<0.10	<0.099	<0.099	**0.23**	<0.14	<0.13	<0.13	--	--	--	--	--	--
13.27	13.27-SS-091218	09/12/2018	Garage sub-slab soil gas	<2.0	<2.0	<2.0	<2.0	<2.0	<3.4	<2.7	<2.7	<1.3	<250	--	--	--	--	--
13.27	13.27-AA-121919	12/19/2019	RESAMPLE Outdoor air	<0.099	<0.10	**0.11**	<0.099	<0.099	<0.17	<0.14	<0.13	<0.13	--	--	--	--	--	--
13.27	13.27-01-121919	12/19/2019	RESAMPLE Living room air (1st Floor)	<0.099	<0.10	**0.14**	<0.099	<0.099	**0.35**	<0.14	<0.13	<0.13	--	--	--	--	--	--
13.27	13.27-02-121919	12/19/2019	RESAMPLE Bathroom (guest) air (1st Floor)	<0.099	<0.10	**0.11**	<0.099	<0.099	**0.29**	<0.14	<0.13	<0.13	--	--	--	--	--	--
13.27	13.27-03-121919	12/19/2019	RESAMPLE Bathroom air (2nd Floor)	<0.099	<0.10	**0.13**	<0.099	<0.099	**0.40**	<0.14	<0.13	<0.13	--	--	--	--	--	--
13.27	13.27-04-121919	12/19/2019	RESAMPLE Kitchen/kid's play area air (1st Floor)	<0.099	<0.10	**0.13**	<0.099	<0.099	**0.39**	<0.14	<0.13	<0.13	--	--	--	--	--	--
13.27	--	--	RESAMPLE Garage sub-slab soil gas [14]	--	--	**--**	--	--	**--**	--	--	--	--	--	--	--	--	--
13.27	13.27-AA-022820	02/28/2020	RESAMPLE Outdoor air	<0.099	<0.10	<0.10	<0.099	<0.099	<0.17	<0.14	<0.13	<0.13	--	--	--	--	--	--
13.27	13.27-01-022820	02/28/2020	RESAMPLE Living room air (1st Floor)	<0.099	<0.10	**0.21**	<0.099	<0.099	**2.7**	<0.14	<0.13	<0.13	--	--	--	--	--	--
13.27	13.27-11-022820	02/28/2020	RESAMPLE Living room air (1st Floor) (Duplicate)	<0.099	<0.10	**0.21**	<0.099	<0.099	**2.8**	<0.14	<0.13	<0.13	--	--	--	--	--	--
13.27	13.27-02-022820	02/28/2020	RESAMPLE Bathroom (guest) air (1st Floor)	<0.099	<0.10	**0.21**	<0.099	<0.099	**1.9**	<0.14	<0.13	<0.13	--	--	--	--	--	--
13.27	13.27-03-022820	02/28/2020	RESAMPLE Bathroom air (2nd Floor)	<0.099	<0.10	**0.20**	<0.099	<0.099	**2.6**	<0.14	<0.13	<0.13	--	--	--	--	--	--
13.27	13.27-04-022820	02/28/2020	RESAMPLE Kitchen/kid's play area air (1st Floor)	<0.099	<0.10	**0.21**	<0.099	<0.099	**3.1**	<0.14	<0.13	<0.13	--	--	--	--	--	--
13.27	13.27-SS-022820	02/28/2020	RESAMPLE Garage sub-slab soil gas	<2.0	<2.0	<2.0	<2.0	<2.0	<3.4	<2.7	<2.7	<1.3	**290**	--	--	--	--	--
13.27	13.27-AA-063021	06/30/2021	RESAMPLE Outdoor air	<0.099	<0.10	<0.10	<0.099	<0.099	<0.17	<0.14	<0.13	<0.13	--	--	--	--	--	--
13.27	13.27-01-063021	06/30/2021	RESAMPLE Living room air (1st Floor)	<0.099	<0.10	<0.10	<0.099	<0.099	**0.36**	<0.14	<0.13	<0.13	--	--	--	--	--	--
13.27	13.27-11-063021	06/30/2021	RESAMPLE Living room air (1st Floor) (Replicate)	<0.099	<0.10	<0.10	<0.099	<0.099	**0.44**	<0.14	<0.13	<0.13	--	--	--	--	--	--
13.27	13.27-02-063021	06/30/2021	RESAMPLE Bathroom (guest) air (1st Floor)	<0.099	<0.10	<0.10	<0.099	<0.099	**0.52**	<0.14	<0.13	<0.13	--	--	--	--	--	--
13.27	13.27-03-063021	06/30/2021	RESAMPLE Bathroom air (2nd Floor)	<0.099	<0.10	<0.10	<0.099	<0.099	**0.31**	<0.14	<0.13	<0.13	--	--	--	--	--	--
13.27	13.27-04-063021	06/30/2021	RESAMPLE Kitchen/kid's play area air (1st Floor)	<0.099	<0.10	<0.10	<0.099	<0.099	**1.0**	<0.14	<0.13	<0.13	--	--	--	--	--	--
13.27	13.27-SS-063021	06/30/2021	RESAMPLE Garage sub-slab soil gas	<2.0	<2.0	<2.0	<2.0	<2.0	<3.4	<2.7	<2.7	<1.3	<250	--	--	--	--	--
13.28	13.28-AA-090718	09/07/2018	Outdoor air	<0.099	<0.10	<0.10	<0.099	<0.099	<0.17	<0.14	<0.13	<0.13	--	--	--	--	--	--
13.28	13.28-01-090718	09/07/2018	Living room air (1st Floor)	<0.099	<0.10	**0.31**	<0.099	<0.099	<0.17	**0.42**	<0.13	<0.13	--	--	--	--	--	--
13.28	13.28-02-090718	09/07/2018	Bathroom air (1st Floor)	<0.099	<0.10	**0.30**	<0.099	<0.099	**0.22 J+**	**0.28**	<0.13	<0.13	--	--	--	--	--	--
13.28	13.28-03-090718	09/07/2018	Bedroom (office) air (2nd Floor)	<0.099	<0.10	**0.38**	<0.099	<0.099	<0.17	**0.20**	<0.13	<0.13	--	--	--	--	--	--
13.28	13.28-04-090718	09/07/2018	Family room air (1st Floor)	<0.099	<0.10	**0.31**	<0.099	<0.099	<0.17	**0.31**	<0.13	<0.13	--	--	--	--	--	--
13.28	13.28-05-090718	09/07/2018	Bedroom air (2nd Floor)	<0.099	<0.10	**0.43**	<0.099	<0.099	<0.17	**0.18**	<0.13	<0.13	--	--	--	--	--	--
13.28	13.28-55-090718	09/07/2018	Bedroom air (2nd Floor) (Duplicate)	<0.099	<0.10	**0.45**	<0.099	<0.099	<0.17	**0.19**	<0.13	<0.13	--	--	--	--	--	--
13.28	13.28-PSG-E-090718	09/07/2018	Perimeter soil gas (East)	<3.0	<3.1	<3.1	<3.0	<3.0	**27**	**6.9**	<4.1	<1.9	<250	--	--	--	--	--
13.28	13.28-PSG-NW-090718	09/07/2018	Perimeter soil gas (Northwest)	<2.2	<2.2	<2.2	<2.2	<2.2	**5.5**	<3.0	<2.9	<1.4	<250	--	--	--	--	--
13.28	13.28-PSG-S-090718	09/07/2018	Perimeter soil gas (South)	**11**	<3.9	<3.9	<3.8	<3.8	**24**	**8.1**	<5.1	<2.4	<250	--	--	--	--	--
13.28	13.28-PSG-SW-090718	09/07/2018	Perimeter soil gas (Southwest)	<2.3 R	<2.4 R	<2.4 R	<2.3 R	<2.3 R	<4.0 R	<3.2 R	<3.2 R	<1.5 R	**20,700**	--	--	--	--	--
13.28	13.28-AA-101718	10/17/2018	RESAMPLE Outdoor air	<0.099	<0.10	<0.10	<0.099	<0.099	<0.17	<0.14	<0.13	<0.13	--	--	--	--	--	--
13.28	13.28-01-101718	10/17/2018	RESAMPLE Living room air (1st Floor)	<0.099	<0.10	**0.34**	<0.099	<0.099	**0.25**	**0.58**	<0.13	<0.13	--	--	--	--	--	--
13.28	13.28-02-101718	10/17/2018	RESAMPLE Bathroom air (1st Floor)	<0.099	<0.10	**0.33**	<0.099	<0.099	**0.22**	**0.49**	<0.13	<0.13	--	--	--	--	--	--
13.28	13.28-03-101718	10/17/2018	RESAMPLE Bedroom (office) air (2nd Floor)	<0.099	<0.10	**0.44**	<0.099	<0.099	**0.22**	**0.44**	<0.13	<0.13	--	--	--	--	--	--
13.28	13.28-04-101718	10/17/2018	RESAMPLE Family room air (1st Floor)	<0.12	<0.12	**0.39**	<0.12	<0.12	**0.25**	**0.68**	<0.16	<0.15	--	--	--	--	--	--
13.28	13.28-05-101718	10/17/2018	RESAMPLE Bedroom air (2nd Floor)	<0.099	<0.10	**0.20**	<0.099	<0.099	<0.17	**0.30**	<0.13	<0.13	--	--	--	--	--	--
13.28	13.28-55-101718	10/17/2018	RESAMPLE Bedroom air (2nd Floor) (Duplicate)	<0.099	<0.10	**0.21**	<0.099	<0.099	<0.17	**0.21**	<0.13	<0.13	--	--	--	--	--	--
13.28	13.28-PSG-E-101618	10/16/2018	RESAMPLE Perimeter soil gas (East)	<5.9	<6.0	<6.0	<5.9	<5.9	**14**	<8.1	**37**	<3.8	**6,960**	--	--	--	--	--
13.28	13.28-PSG-E1-101618	10/16/2018	RESAMPLE Perimeter soil gas (East) (Replicate)	<4.0	<4.1	<4.1	<4.0	<4.0	**10**	<5.5	<5.4	<2.6	**6,970**	--	--	--	--	--
13.28	13.28-PSG-NW-101618	10/16/2018	RESAMPLE Perimeter soil gas (Northwest)	<4.7 R	<4.8 R	<4.8 R	<4.7 R	<4.7 R	<8.1 R	<6.5 R	<6.4 R	<3.1 R	**6,110**	--	--	--	--	--
13.28	13.28-PSG-S-101618	10/16/2018	RESAMPLE Perimeter soil gas (South)	<5.7	<5.9	<5.9	<5.7	<5.7	**33**	<7.9	**76**	<3.7	**1,940**	--	--	--	--	--
13.28	13.28-PSG-SW-101618	10/16/2018	RESAMPLE Perimeter soil gas (Southwest)	<2.0	<2.0	<2.0	<2.0	<2.0	<3.4	<2.7	<2.7	<1.3	<250	--	--	--	--	--
13.28	13.28-AA-050819	05/08/2019	RESAMPLE Outdoor air	<0.099	<0.10	<0.10	<0.099	<0.099	<0.17	<0.14	<0.13	<0.13	--	--	--	--	--	--
13.28	13.28-01-050819	05/08/2019	RESAMPLE Living room air (1st Floor)	<0.099	<0.10	**0.28**	<0.099	<0.099	**0.27**	**0.80**	<0.13	<0.13	--	--	--	--	--	--
13.28	13.28-02-050819	05/08/2019	RESAMPLE Bathroom air (1st Floor)	<0.099	<0.10	**0.28**	<0.099	<0.099	**0.27**	**0.65**	<0.13	<0.13	--	--	--	--	--	--
13.28	13.28-03-050819	05/08/2019	RESAMPLE Family room air (1st Floor)	<0.099	<0.10	**0.25**	<0.099	<0.099	**0.24**	**0.63**	<0.13	<0.13	--	--	--	--	--	--

TABLE A-6

HISTORICAL RESIDENTIAL INDOOR AIR AND SOIL GAS SAMPLING RESULTS
Former Ford Aeronutronic Facility
Newport Beach, California

Building ID	Sample ID	Date [2]	Location Description	Volatile Organic Compounds [1] (µg/m³)									Leak Detection Compounds [1]					
				1,1-DCE	1,1-DCA	1,2-DCA	cis-1,2-DCE	trans-1,2-DCE	PCE	1,1,1-TCA	TCE	Vinyl Chloride	Helium (ppmv)	Heptane (µg/m³)	Hexane (µg/m³)	Pentane (µg/m³)	TFA (µg/m³)	DFA (µg/m³)
13.28	13.28-04-050819	05/08/2019	RESAMPLE Bedroom air (2nd Floor)	<0.099	<0.10	**0.36**	<0.099	<0.099	**0.21**	**0.44**	<0.13	<0.13	--	--	--	--	--	--
13.28	13.28-PSG-S-5	05/08/2019	Perimeter soil gas (South)	<3.2	<3.3	<3.3	<3.2	<3.2	<5.5	<4.4	<4.4	<2.1	**660**	--	--	--	--	--
13.28	13.28-PSG-SW-5	05/08/2019	Perimeter soil gas (Southwest)	<2.0	<2.0	<2.0	<2.0	<2.0	<3.4	<2.7	<2.7	<1.3	<100	--	--	--	--	--
13.29	13.29-AA-120222	12/02/2022	Outdoor air	<0.099	<0.10	<0.10	<0.20	<0.099	<0.17	<0.14	<0.13	<0.13	--	--	--	--	--	--
13.29	13.29-01-120222	12/02/2022	Living room air (1st Floor)	<0.099	<0.10	**0.15**	<0.20	<0.099	<0.17	<0.14	<0.13	<0.13	--	--	--	--	--	--
13.29	13.29-02-120222	12/02/2022	Bathroom air (1st Floor)	<0.099	<0.10	**0.10**	<0.20	<0.099	<0.17	<0.14	<0.13	<0.13	--	--	--	--	--	--
13.29	13.29-03-120222	12/02/2022	Bedroom (master) air (2nd Floor)	<0.099	<0.10	**0.10 J-**	<0.20	<0.099	<0.17	<0.14	<0.13	<0.13	--	--	--	--	--	--
13.29	13.29-04-120222	12/02/2022	Bathroom air (2nd Floor)	<0.099	<0.10	**0.10 J-**	<0.20	<0.099	<0.17	<0.14	<0.13	<0.13	--	--	--	--	--	--
13.29	13.29-SS-120222	12/02/2022	Garage sub-slab soil gas	<2.0	<2.0	<2.0	<2.0	<2.0	**5.8**	<2.7	<2.7	<1.3	<250	--	--	--	--	--
13.30	13.30-AA-101222	10/12/2022	Outdoor air	<0.099	<0.10	<0.10	<0.20	<0.099	**0.45**	<0.14	**0.14**	<0.13	--	--	--	--	--	--
13.30	13.30-01-101222	10/12/2022	Family room air (1st Floor)	<0.099	<0.10	<0.10	<0.20	<0.099	<0.17	<0.14	<0.13	<0.13	--	--	--	--	--	--
13.30	13.30-02-101222 [7]	10/12/2022	Bathroom air (1st Floor)	<0.38	<0.39	<0.39	<0.76	<0.38	<0.65	<0.52	<0.52	<0.49	--	--	--	--	--	--
13.30	13.30-03-101222	10/12/2022	Living room air (1st Floor)	<0.099	<0.10	<0.10	<0.20	<0.099	<0.17	<0.14	<0.13	<0.13	--	--	--	--	--	--
13.30	13.30-04-101222	10/12/2022	Bathroom (master) air (2nd Floor)	<0.099	<0.10	<0.10	<0.20	<0.099	<0.17	<0.14	<0.13	<0.13	--	--	--	--	--	--
13.30	13.30-SS-101222	10/12/2022	Garage sub-slab soil gas	<2.0	<2.0	<2.0	<2.0	<2.0	<3.4	<2.7	<2.7	<1.3	<250	--	--	--	--	--
13.32	13.96-AA-012319 [6]	01/23/2019	Outdoor air	<0.099	<0.10	<0.10	<0.099	<0.099	<0.17	<0.14	<0.13	<0.13	--	--	--	--	--	--
13.32	13.32-01-012319	01/23/2019	Family room air (1st Floor)	<0.099	<0.10	<0.10	<0.099	<0.099	<0.17	<0.14	<0.13	<0.13	--	--	--	--	--	--
13.32	13.32-02-012319	01/23/2019	Bathroom air (1st Floor)	<0.099	<0.10	**0.10**	<0.099	<0.099	<0.17	<0.14	<0.13	<0.13	--	--	--	--	--	--
13.32	13.32-03-012319	01/23/2019	Bedroom (master) air (2nd Floor)	<0.099	<0.10	<0.10	<0.099	<0.099	<0.17	<0.14	<0.13	<0.13	--	--	--	--	--	--
13.32	13.32-04-012319	01/23/2019	Bedroom air (2nd Floor)	<0.099	<0.10	**0.10**	<0.099	<0.099	<0.17	<0.14	**0.21**	<0.13	--	--	--	--	--	--
13.32	13.32-SS-012319	01/23/2019	Garage sub-slab soil gas	<2.0	<2.0	<2.0	<2.0	<2.0	<3.4	<2.7	<2.7	<1.3	<100	--	--	--	--	--
13.33	13.33-AA-050521	05/05/2021	Outdoor air	<0.099 UJ	<0.10 UJ	<0.10 UJ	<0.099 UJ	<0.099 UJ	<0.17 UJ	<0.14 UJ	<0.13 UJ	<0.13 UJ	--	--	--	--	--	--
13.33	13.33-01-050521	05/05/2021	Family room air (1st Floor)	<0.099	<0.10	**0.46**	<0.099	<0.099	<0.17	<0.14	<0.13	<0.13	--	--	--	--	--	--
13.33	13.33-02-050521	05/05/2021	Bathroom air (1st Floor)	<0.099	<0.10	**0.29**	<0.099	<0.099	<0.17	<0.14	<0.13	<0.13	--	--	--	--	--	--
13.33	13.33-03-050521	05/05/2021	Bedroom (master) air (2nd Floor)	<0.099	<0.10	**0.36**	<0.099	<0.099	<0.17	<0.14	<0.13	<0.13	--	--	--	--	--	--
13.33	13.33-04-050521	05/05/2021	Bedroom (kid's) air (2nd Floor)	<0.099	<0.10	**0.17**	<0.099	<0.099	<0.17	<0.14	<0.13	<0.13	--	--	--	--	--	--
13.33	13.33-SS-050521	05/05/2021	Garage sub-slab soil gas	<2.0	<2.0	<2.0	<2.0	<2.0	<3.4	<2.7	<2.7	<1.3	<250	--	--	--	--	--
13.33	13.33-AA-102122	10/21/2022	RESAMPLE Outdoor air	<0.099	<0.10	<0.10	<0.20	<0.099	<0.17	<0.14	**0.13**	<0.13	--	--	--	--	--	--
13.33	13.33-01-102122	10/21/2022	RESAMPLE Family room air (1st Floor)	<0.099	<0.10	**0.51**	<0.20	<0.099	<0.17	<0.14	<0.13	<0.13	--	--	--	--	--	--
13.33	13.33-02-102122	10/21/2022	RESAMPLE Bathroom air (1st Floor)	<0.099	<0.10	**0.42**	<0.20	<0.099	<0.17	<0.14	<0.13	<0.13	--	--	--	--	--	--
13.33	13.33-03-102122	10/21/2022	RESAMPLE Bedroom (master) air (2nd Floor)	<0.23	<0.23	**0.63**	<0.45	<0.23	<0.39	<0.31	<0.31	<0.29	--	--	--	--	--	--
13.33	13.33-04-102122	10/21/2022	RESAMPLE Bedroom (kid's) air (2nd Floor)	<0.099	<0.10	**0.72**	<0.20	<0.099	<0.17	<0.14	<0.13	<0.13	--	--	--	--	--	--
13.33	13.33-SS-102122	10/21/2022	RESAMPLE Garage sub-slab soil gas	<2.0	<2.0	<2.0	<2.0	<2.0	**7.1**	<2.7	<2.7	<1.3	<250	--	--	--	--	--
13.34	13.34-AA-042419	04/24/2019	Outdoor air	<0.099	<0.10	<0.10	<0.099	<0.099	<0.17	<0.14	<0.13	<0.13	--	--	--	--	--	--
13.34	13.34-01-042419	04/24/2019	Living room air (1st Floor)	<0.099	<0.10	**0.16**	<0.099	<0.099	<0.17	<0.14	<0.13	<0.13	--	--	--	--	--	--
13.34	13.34-02-042419	04/24/2019	Bathroom air (1st Floor)	<0.099	<0.10	**0.17**	<0.099	<0.099	<0.17	<0.14	<0.13	<0.13	--	--	--	--	--	--
13.34	13.34-03-042419	04/24/2019	Kitchen/living room air (1st Floor)	<0.099	<0.10	**0.20**	<0.099	<0.099	<0.17	<0.14	<0.13	<0.13	--	--	--	--	--	--
13.34	13.34-04-042419	04/24/2019	Bedroom (guest) air (2nd Floor)	<0.12	<0.12	**0.12**	<0.12	<0.12	<0.20	<0.16	<0.16	<0.15	--	--	--	--	--	--
13.34	13.34-PSG-NE-5	04/23/2019	Perimeter soil gas (Northeast)	**24**	<2.0	<2.0	<2.0	<2.0	**80**	<2.7	**880**	<1.3	<100	--	--	--	--	--
13.34	13.34-PSG-NE-15	04/23/2019	Perimeter soil gas (Northeast)	**44**	<4.8	<4.8	<4.7	<4.7	**77**	<6.4	**1,700**	<3.0	**108**	--	--	--	--	--
13.34	13.34-PSG1-SW-5	04/23/2019	Perimeter soil gas (Southwest)	<2.0	<2.0	<2.0	<2.0	<2.0	**4.8**	<2.7	<2.7	<1.3	<100	--	--	--	--	--
13.34	13.34-PSG11-SW-5	04/23/2019	Perimeter soil gas (Southwest) (Duplicate)	<2.0	<2.0	<2.0	<2.0	<2.0	**4.2**	<2.7	<2.7	<1.3	<100	--	--	--	--	--
13.34	13.34-PSG-SW-15	04/23/2019	Perimeter soil gas (Southwest)	**30**	<2.0	<2.0	<2.0	<2.0	**52**	<2.7	**360**	<1.3	<100	--	--	--	--	--
13.34	13.34.01-102919	10/29/2019	RESAMPLE Living room air (1st Floor)	<0.099	<0.10	**0.80**	<0.099	<0.099	<0.17	<0.14	**0.15**	<0.13	--	--	--	--	--	--
13.34	13.34.02-102919	10/29/2019	RESAMPLE Bathroom air (1st Floor)	<0.099	<0.10	**1.0**	<0.099	<0.099	<0.17	<0.14	**0.16**	<0.13	--	--	--	--	--	--
13.34	13.34.03-102919	10/29/2019	RESAMPLE Kitchen/living room air (1st Floor)	<0.099	<0.10	**0.89**	<0.099	<0.099	<0.17	<0.14	**0.17**	<0.13	--	--	--	--	--	--
13.34	13.34.04-102919	10/29/2019	RESAMPLE Bedroom (guest) air (2nd Floor)	<0.099	<0.10	**0.84**	<0.099	<0.099	<0.17	<0.14	**0.13**	<0.13	--	--	--	--	--	--
13.34	13.34-AA-102919	10/29/2019	RESAMPLE Outdoor air	<0.099	<0.10	<0.10	<0.099	<0.099	<0.17	<0.14	<0.13	<0.13	--	--	--	--	--	--
13.34	13.34-PSG-NE-15	10/28/2019	Perimeter soil gas (Northeast)	**56**	**6.6**	<2.0	<2.0	<2.0	**150**	<2.7	**2,700**	<1.3	<250	--	--	--	--	--
13.34	13.34-PSG-NE-5	10/28/2019	Perimeter soil gas (Northeast)	**2.5**	<2.0	<2.0	<2.0	<2.0	**74**	<2.7	**200**	<1.3	<250	--	--	--	--	--
13.34	13.34-PSG-SW-15	10/28/2019	Perimeter soil gas (Southwest)	**26**	<2.0	<2.0	<2.0	<2.0	**55**	<2.7	**260**	<1.3	<250	--	--	--	--	--
13.34	13.34-PSG-SW-5	10/28/2019	Perimeter soil gas (Southwest)	<2.0	<2.0	<2.0	<2.0	<2.0	**6.6**	<2.7	<2.7	<1.3	**710**	--	--	--	--	--
13.35	13.35-AA-121818	12/18/2018	Outdoor air	<0.099	<0.10	**0.12**	<0.099	<0.099	<0.17	<0.14	<0.13	<0.13	--	--	--	--	--	--
13.35	13.35-01-121818	12/18/2018	Family room air (1st Floor)	<0.099	<0.10	**0.15**	<0.099	<0.099	<0.17	<0.14	<0.13	<0.13	--	--	--	--	--	--
13.35	13.35-02-121818	12/18/2018	Bathroom air (1st Floor)	<0.099	<0.10	**0.18**	<0.099	<0.099	<0.17	<0.14	<0.13	<0.13	--	--	--	--	--	--
13.35	13.35-03-121818	12/18/2018	Bedroom (master) air (2nd Floor)	<0.099	<0.10	**0.17**	<0.099	<0.099	<0.17	<0.14	<0.13	<0.13	--	--	--	--	--	--

TABLE A-6

HISTORICAL RESIDENTIAL INDOOR AIR AND SOIL GAS SAMPLING RESULTS
Former Ford Aeronutronic Facility
Newport Beach, California

Building ID	Sample ID	Date [2]	Location Description	Volatile Organic Compounds [1] (µg/m³)									Leak Detection Compounds [1]					
				1,1-DCE	1,1-DCA	1,2-DCA	cis-1,2-DCE	trans-1,2-DCE	PCE	1,1,1-TCA	TCE	Vinyl Chloride	Helium (ppmv)	Heptane (µg/m³)	Hexane (µg/m³)	Pentane (µg/m³)	TFA (µg/m³)	DFA (µg/m³)
13.35	13.35-04-121818	12/18/2018	Bedroom air (2nd Floor)	<0.099	<0.10	**0.15**	<0.099	<0.099	<0.17	<0.14	<0.13	<0.13	--	--	--	--	--	--
13.35	13.35-PSG-E-5-121818	12/18/2018	Perimeter soil gas (East)	<2.0	<2.1	<2.1	<2.0	<2.0	**14**	<2.8	<2.7	<1.3	<100	--	--	--	--	--
13.35	13.35-PSG-E-15-121818	12/18/2018	Perimeter soil gas (East)	**35**	<2.0	<2.0	<2.0	<2.0	**70**	<2.7	**560**	<1.3	<100	--	--	--	--	--
13.35	13.35-PSG-N-5-121818	12/18/2018	Perimeter soil gas (North)	**2.3**	<2.0	<2.0	<2.0	<2.0	**16**	<2.7	**69**	<1.3	<100	--	--	--	--	--
13.35	13.35-PSG-N-15-121818	12/18/2018	Perimeter soil gas (North)	**26**	<2.0	<2.0	<2.0	<2.0	**46**	<2.7	**520**	<1.3	<100	--	--	--	--	--
13.35	13.35-AA-072419	07/24/2019	RESAMPLE Outdoor air	<0.099	<0.10	**0.10**	<0.099	<0.099	<0.17	<0.14	<0.13	<0.13	--	--	--	--	--	--
13.35	13.35-01-072419	07/24/2019	RESAMPLE Dining room air (1st Floor)	<0.099	<0.10	**0.10**	<0.099	<0.099	<0.17	<0.14	<0.13	<0.13	--	--	--	--	--	--
13.35	13.35-02-072419	07/24/2019	RESAMPLE Bathroom air (1st Floor)	<0.099	<0.10	<0.10	<0.099	<0.099	<0.17	<0.14	<0.13	<0.13	--	--	--	--	--	--
13.35	13.35-03-072419	07/24/2019	RESAMPLE Bedroom air (2nd Floor)	<0.099	<0.10	<0.10	<0.099	<0.099	<0.17	<0.14	<0.13	<0.13	--	--	--	--	--	--
13.35	13.35-04-072419	07/24/2019	RESAMPLE Bathroom (master) air (2nd Floor)	<0.099	<0.10	**0.13**	<0.099	<0.099	**0.24**	<0.14	<0.13	<0.13	--	--	--	--	--	--
13.35	13.35-PSG-E-5-072419	07/24/2019	Perimeter soil gas (East)	<2.0	<2.0	<2.0	<2.0	<2.0	**15**	<2.7	<2.7	<1.3	<250	--	--	--	--	--
13.35	13.35-PSG-E-15-072419	07/24/2019	Perimeter soil gas (East)	**25**	<2.0	<2.0	<2.0	<2.0	**62**	<2.7	**390**	<1.3	<250	--	--	--	--	--
13.35	13.35-PSG-N-5-072419	07/24/2019	Perimeter soil gas (North)	**4.2**	<2.1	<2.1	<2.1	<2.1	**34**	<2.8	**110**	<1.3	<250	--	--	--	--	--
13.35	13.35-PSG-N-15-072419	07/24/2019	Perimeter soil gas (North)	**23**	<2.6	<2.6	<2.5	<2.5	**49**	<3.5	**490**	<1.6	<250	--	--	--	--	--
13.38	13.38-AA-112118	11/21/2018	Outdoor air	<0.099	<0.10	<0.10	<0.099	<0.099	<0.17	<0.14	<0.13	<0.13	--	--	--	--	--	--
13.38	13.38-01-112118	11/21/2018	Family Room air (1st Floor)	<0.099	<0.10	**0.13**	<0.099	<0.099	<0.17	<0.14	<0.13	<0.13	--	--	--	--	--	--
13.38	13.38-11-112118	11/21/2018	Family Room air (1st Floor) (Duplicate)	<0.099	<0.10	**0.10**	<0.099	<0.099	<0.17	<0.14	<0.13	<0.13	--	--	--	--	--	--
13.38	13.38-02-112118	11/21/2018	Living Room air (1st Floor)	<0.099	<0.10	**0.13**	<0.099	<0.099	<0.17	<0.14	<0.13	<0.13	--	--	--	--	--	--
13.38	13.38-03-112118	11/21/2018	Bedroom (master) air (2nd Floor)	<0.099	<0.10	**0.24**	<0.099	<0.099	<0.17	<0.14	<0.13	<0.13	--	--	--	--	--	--
13.38	13.38-04-112118	11/21/2018	Bathroom air (2nd Floor)	<0.099	<0.10	**0.25**	<0.099	<0.099	**0.19**	<0.14	<0.13	<0.13	--	--	--	--	--	--
13.38	13.38-SS-112118	11/21/2018	Garage sub-slab soil gas	<2.0	<2.0	<2.0	<2.0	<2.0	<3.4	<2.7	<2.7	<1.3	**108**	--	--	--	--	--
13.38	13.38-AA-091521	09/15/2021	RESAMPLE Outdoor air	<0.099	<0.10	<0.10	<0.099	<0.099	<0.17	<0.14	<0.13	<0.13	--	--	--	--	--	--
13.38	13.38-01-091521	09/15/2021	RESAMPLE Family room air (1st Floor)	<0.099	<0.10	**0.29**	<0.099	<0.099	**1.8**	<0.14	<0.13	<0.13	--	--	--	--	--	--
13.38	13.38-02-091521	09/15/2021	RESAMPLE Living room air (1st Floor)	<0.099	<0.10	**0.26**	<0.099	<0.099	**1.5**	<0.14	<0.13	<0.13	--	--	--	--	--	--
13.38	13.38-03-091521	09/15/2021	RESAMPLE Bedroom (master) air (2nd Floor)	<0.099	<0.10	<0.10	<0.099	<0.099	**0.36**	<0.14	<0.13	<0.13	--	--	--	--	--	--
13.38	13.38-04-091521	09/15/2021	RESAMPLE Bathroom air (2nd Floor)	<0.099	<0.10	**0.61**	<0.099	<0.099	**2.0**	<0.14	<0.13	<0.13	--	--	--	--	--	--
13.38	13.38-SS-091521	09/15/2021	RESAMPLE Garage sub-slab soil gas	<2.0	<2.0	<2.0	<2.0	<2.0	<3.4	<2.7	<2.7	<1.3	<250	--	--	--	--	--
13.38	13.38-01-031822	03/18/2022	RESAMPLE Family room air (1st Floor)	<0.099	<0.10	**0.12 J**	<0.20	<0.099	<0.17	<0.14	<0.13	<0.13	--	--	--	--	--	--
13.38	13.38-11-031822	03/18/2022	RESAMPLE Family room air (1st Floor) (Replicate)	<0.099	<0.10	**0.25 J**	<0.20	<0.099	**0.28**	<0.14	**0.20**	<0.13	--	--	--	--	--	--
13.38	13.38-02-031822	03/18/2022	RESAMPLE Living room air (1st Floor)	<0.099	<0.10	**0.24**	<0.20	<0.099	**0.18**	<0.14	<0.13	<0.13	--	--	--	--	--	--
13.38	13.38-03-031822	03/18/2022	RESAMPLE Bedroom (master) air (2nd Floor)	<0.099	<0.10	**0.22**	<0.20	<0.099	**0.17**	<0.14	<0.13	<0.13	--	--	--	--	--	--
13.38	13.38-04-031822	03/18/2022	RESAMPLE Bathroom air (2nd Floor)	<0.099	<0.10	**0.61**	<0.20	<0.099	<0.17	<0.14	<0.13	<0.13	--	--	--	--	--	--
13.38	13.38-AA-031822	03/18/2022	RESAMPLE Outdoor air	<0.099	<0.10	<0.10	<0.20	<0.099	<0.17	<0.14	<0.13	<0.13	--	--	--	--	--	--
13.38	13.38-SS-031822	03/18/2022	RESAMPLE Garage sub-slab soil gas	<3.4	<3.5	<3.5	<3.4	<3.4	<5.8	<4.7	<4.6	<2.2	<250	--	--	--	--	--
13.38	13.38-AA-092322	09/23/2022	RESAMPLE Outdoor air	<0.099	<0.10	<0.10	<0.20	<0.099	<0.17	<0.14	<0.13	<0.13	--	--	--	--	--	--
13.38	13.38-01-092322	09/23/2022	RESAMPLE Family room air (1st Floor)	<0.099	<0.10	**0.35**	<0.20	<0.099	**0.42**	<0.14	<0.13	<0.13	--	--	--	--	--	--
13.38	13.38-02-092322	09/23/2022	RESAMPLE Living room air (1st Floor)	<0.099	<0.10	**0.39**	<0.20	<0.099	**0.49**	<0.14	<0.13	<0.13	--	--	--	--	--	--
13.38	13.38-03-092322	09/23/2022	RESAMPLE Bedroom (master) air (2nd Floor)	<0.099	<0.10	**0.44**	<0.20	<0.099	**0.45**	<0.14	<0.13	<0.13	--	--	--	--	--	--
13.38	13.38-04-092322	09/23/2022	RESAMPLE Bathroom air (2nd Floor)	<0.099	<0.10	**0.64**	<0.20	<0.099	**0.44**	<0.14	<0.13	<0.13	--	--	--	--	--	--
13.38	13.38-SS-092322	09/23/2022	RESAMPLE Garage sub-slab soil gas	<2.0	<2.0	<2.0	<2.0	<2.0	<3.4	<2.7	<2.7	<1.3	<250	--	--	--	--	--
13.39	13.39-AA-121918	12/19/2018	Outdoor air	<0.099	<0.10	**0.12**	<0.099	<0.099	<0.17	<0.14	<0.13	<0.13	--	--	--	--	--	--
13.39	13.39-01-121918	12/19/2018	Family room air (1st Floor)	<0.099	<0.10	**0.34**	<0.099	<0.099	**0.52 J+**	<0.14	<0.13	<0.13	--	--	--	--	--	--
13.39	13.39-11-121918	12/19/2018	Family room air (1st Floor) (Duplicate)	<0.099	<0.10	**0.33**	<0.099	<0.099	**0.50 J+**	<0.14	<0.13	<0.13	--	--	--	--	--	--
13.39	13.39-02-121918	12/19/2018	Bathroom air (1st Floor)	<0.22	<0.23	**0.29**	<0.22	<0.22	**0.52**	<0.31	<0.30	<0.29	--	--	--	--	--	--
13.39	13.39-03-121918	12/19/2018	Bedroom (master) air (2nd Floor)	<0.099	<0.10	**0.29**	<0.099	<0.099	**0.42 J+**	<0.14	<0.13	<0.13	--	--	--	--	--	--
13.39	13.39-04-121918	12/19/2018	Bedroom air (2nd Floor)	**0.24**	<0.10	**0.37**	<0.099	<0.099	**0.52 J+**	<0.14	<0.13	<0.13	--	--	--	--	--	--
13.39	13.39-SS-121918	12/19/2018	Garage sub-slab soil gas	<2.1	<2.1	<2.1	<2.1	<2.1	<3.6	<2.9	<2.8	<1.3	**340**	--	--	--	--	--
13.39	13.39-AA-121620	12/16/2020	RESAMPLE Outdoor air	<0.099	<0.10	<0.10	<0.099	<0.099	<0.17	<0.14	<0.13	<0.13	--	--	--	--	--	--
13.39	13.39-01-121620	12/16/2020	RESAMPLE Family room air (1st Floor)	<0.099	<0.10	<0.10	<0.099	<0.099	**0.21**	<0.14	<0.13	<0.13	--	--	--	--	--	--
13.39	13.39-02-121620	12/16/2020	RESAMPLE Bathroom air (1st Floor)	<0.099	<0.10	<0.10	<0.099	<0.099	<0.17	<0.14	<0.13	<0.13	--	--	--	--	--	--
13.39	13.39-03-121620	12/16/2020	RESAMPLE Bedroom (master) air (2nd Floor)	<0.099	<0.10	**0.18**	<0.099	<0.099	**0.18**	<0.14	<0.13	<0.13	--	--	--	--	--	--
13.39	13.39-04-121620	12/16/2020	RESAMPLE Bedroom air (2nd Floor)	<0.099	<0.10	<0.10	<0.099	<0.099	<0.17	<0.14	<0.13	<0.13	--	--	--	--	--	--
13.39	13.39-SS-121620	12/16/2020	RESAMPLE Garage sub-slab soil gas	<2.0	<2.0	<2.0	<2.0	<2.0	<3.4	<2.7	<2.7	<1.3	<250	--	--	--	--	--
13.40	13.40-AA-071919	07/19/2019	Outdoor air	<0.099	<0.10	<0.10	<0.099	<0.099	<0.17	<0.14	<0.13	<0.13	--	--	--	--	--	--
13.40	13.40-01-071919	07/19/2019	Living room air (1st Floor)	<0.099	<0.10	**0.13**	<0.099	<0.099	**0.21**	<0.14	<0.13	<0.13	--	--	--	--	--	--
13.40	13.40-11-071919	07/19/2019	Living room air (1st Floor) (Duplicate)	<0.099	<0.10	<0.10	<0.099	<0.099	<0.17	<0.14	<0.13	<0.13	--	--	--	--	--	--

TABLE A-6

HISTORICAL RESIDENTIAL INDOOR AIR AND SOIL GAS SAMPLING RESULTS
Former Ford Aeronutronic Facility
Newport Beach, California

Building ID	Sample ID	Date [2]	Location Description	Volatile Organic Compounds [1] (µg/m³)									Leak Detection Compounds [1]					
				1,1-DCE	1,1-DCA	1,2-DCA	cis-1,2-DCE	trans-1,2-DCE	PCE	1,1,1-TCA	TCE	Vinyl Chloride	Helium (ppmv)	Heptane (µg/m³)	Hexane (µg/m³)	Pentane (µg/m³)	TFA (µg/m³)	DFA (µg/m³)
13.40	13.40-02-071919	07/19/2019	Bathroom air (1st Floor)	<0.099	<0.10	<0.10	<0.099	<0.099	<0.17	<0.14	<0.13	<0.13	--	--	--	--	--	--
13.40	13.40-03-071919	07/19/2019	Bathroom (master) air (2nd Floor)	<0.099	<0.10	**0.11**	<0.099	<0.099	<0.17	<0.14	<0.13	<0.13	--	--	--	--	--	--
13.40	13.40-04-071919	07/19/2019	Bedroom air (2nd Floor)	<0.099	<0.10	**0.1**	<0.099	<0.099	<0.17	<0.14	<0.13	<0.13	--	--	--	--	--	--
13.40	13.40-SS-071919	07/19/2019	Garage sub-slab soil gas	<2.0	<2.0	<2.0	<2.0	<2.0	<3.4	<2.8	<2.7	<1.3	**280**	--	--	--	--	--
13.40	13.40-AA-122019	12/20/2019	RESAMPLE Outdoor air	<0.099	<0.10	<0.10	<0.099	<0.099	<0.17	<0.14	<0.13	<0.13	--	--	--	--	--	--
13.40	13.40-01-122019	12/20/2019	RESAMPLE Living room air (1st Floor)	<0.099	<0.10	**0.11**	<0.099	<0.099	<0.17	<0.14	<0.13	<0.13	--	--	--	--	--	--
13.40	13.40-02-122019	12/20/2019	RESAMPLE Bathroom air (1st Floor)	<0.099	<0.10	**0.11**	<0.099	<0.099	<0.17	<0.14	<0.13	<0.13	--	--	--	--	--	--
13.40	13.40-03-122019	12/20/2019	RESAMPLE Bathroom (master) air (2nd Floor)	<0.099	<0.10	**0.11**	<0.099	<0.099	<0.17	<0.14	<0.13	<0.13	--	--	--	--	--	--
13.40	13.40-04-122019	12/20/2019	RESAMPLE Bedroom air (2nd Floor)	<0.099	<0.10	**0.11**	<0.099	<0.099	<0.17	<0.14	<0.13	<0.13	--	--	--	--	--	--
13.40	13.40-SS-122019	12/20/2019	RESAMPLE Garage sub-slab soil gas	<2.0	<2.0	<2.0	<2.0	<2.0	<3.4	<2.7	<2.7	<1.3	**390**	--	--	--	--	--
13.43	13.43-AA-062619	06/26/2019	Outdoor air	<0.099	<0.10	<0.10	<0.099	<0.099	<0.17	<0.14	<0.13	<0.13	--	--	--	--	--	--
13.43	13.43-01-062619	06/26/2019	Family room air (1st Floor)	<0.099	<0.10	<0.10	<0.099	<0.099	<0.17	<0.14	<0.13	<0.13	--	--	--	--	--	--
13.43	13.43-02-062619	06/26/2019	Bathroom (guest) air (1st Floor)	<0.099	<0.10	<0.10	<0.099	<0.099	**15**	<0.14	<0.13	<0.13	--	--	--	--	--	--
13.43	13.43-03-062619	06/26/2019	Bedroom (master) air (2nd Floor)	<0.099	<0.10	<0.10	<0.099	<0.099	<0.17	<0.14	<0.13	<0.13	--	--	--	--	--	--
13.43	13.43-04-062619	06/26/2019	Bathroom (guest) air (2nd Floor)	<0.099	<0.10	<0.10	<0.099	<0.099	<0.17	<0.14	<0.13	<0.13	--	--	--	--	--	--
13.43	13.43-SS-062619	06/26/2019	Garage sub-slab soil gas	<2.0	<2.0	<2.0	<2.0	<2.0	<3.4	<2.7	**2.9**	<1.3	**133**	--	--	--	--	--
13.43	13.43-AA-090619	09/06/2019	RESAMPLE Outdoor air	<0.099	<0.10	<0.10	<0.099	<0.099	<0.17	<0.14	<0.13	<0.13	--	--	--	--	--	--
13.43	13.43-01-090619	09/06/2019	RESAMPLE Family room air (1st Floor)	<0.099	<0.10	**0.14**	<0.099	<0.099	<0.17	**0.15**	<0.13	<0.13	--	--	--	--	--	--
13.43	13.43-02-090619	09/06/2019	RESAMPLE Bathroom (guest) air (1st Floor)	<0.099	<0.10	**0.17**	<0.099	<0.099	<0.17	**0.19**	<0.13	<0.13	--	--	--	--	--	--
13.43	13.43-03-090619	09/06/2019	RESAMPLE Bedroom (master) air (2nd Floor)	<0.099	<0.10	**0.44**	<0.099	<0.099	<0.17	**0.23**	**0.13**	<0.13	--	--	--	--	--	--
13.43	13.43-04-090619	09/06/2019	RESAMPLE Bathroom (guest) air (2nd Floor)	<0.099	<0.10	**0.18**	<0.099	<0.099	<0.17	**0.24**	<0.13	<0.13	--	--	--	--	--	--
13.43	13.43-SS-090619	09/06/2019	RESAMPLE Garage sub-slab soil gas	<2.0	<2.0	<2.0	<2.0	<2.0	<3.4	<2.7	<2.7	<1.3	<250	--	--	--	--	--
13.46	13.46-AA-110620	11/06/2020	Outdoor air	<0.099	<0.10	<0.10	<0.099	<0.099	**0.27**	<0.14	**0.45**	<0.13	--	--	--	--	--	--
13.46	13.46-01-110620	11/06/2020	Living room air (1st Floor)	<0.099	<0.10	**0.36**	<0.099	<0.099	<0.17	**0.22**	<0.13	<0.13	--	--	--	--	--	--
13.46	13.46-11-110620	11/06/2020	Living room air (1st Floor) (Duplicate)	<0.099	<0.10	**0.34**	<0.099	<0.099	<0.17	**0.21**	<0.13	<0.13	--	--	--	--	--	--
13.46	13.46-02-110620	11/06/2020	Bathroom air (1st Floor)	<0.099	<0.10	**0.36**	<0.099	<0.099	**0.18**	**0.22**	<0.13	<0.13	--	--	--	--	--	--
13.46	13.46-03-110620	11/06/2020	Bedroom (master) air (2nd Floor)	<0.099	<0.10	**0.4**	<0.099	<0.099	**0.19**	**0.31**	<0.13	<0.13	--	--	--	--	--	--
13.46	13.46-04-110620	11/06/2020	Bathroom air (2nd Floor)	<0.099	<0.10	**0.53**	<0.099	<0.099	**0.25**	**0.31**	<0.13	<0.13	--	--	--	--	--	--
13.46	13.46-SS-110620	11/06/2020	Garage sub-slab soil gas	<2.0	<2.0	<2.0	<2.0	<2.0	**10**	<2.7	**3.3**	<1.3	<250	--	--	--	--	--
13.46	13.46-AA-040822	04/08/2022	RESAMPLE Outdoor air	<0.099	<0.10	<0.10	<0.20	<0.099	<0.17	<0.14	<0.13	<0.13	--	--	--	--	--	--
13.46	13.46-01-040822	04/08/2022	RESAMPLE Living room air (1st Floor)	<0.099	<0.10	**0.24**	<0.20	<0.099	<0.17	<0.14	<0.13	<0.13	--	--	--	--	--	--
13.46	13.46-02-040822	04/08/2022	RESAMPLE Bathroom air (1st Floor)	<0.099	<0.10	**0.23**	<0.20	<0.099	**0.17**	**0.14**	<0.13	<0.13	--	--	--	--	--	--
13.46	13.46-03-040822	04/08/2022	RESAMPLE Bedroom (master) air (2nd Floor)	<0.099	<0.10	**0.22**	<0.20	<0.099	<0.17	**0.16**	<0.13	<0.13	--	--	--	--	--	--
13.46	13.46-04-040822	04/08/2022	RESAMPLE Bathroom air (2nd Floor)	<0.099	<0.10	**0.22**	<0.20	<0.099	<0.17	<0.14	<0.13	<0.13	--	--	--	--	--	--
13.46	13.46-SS-040822	04/08/2022	RESAMPLE Garage sub-slab soil gas	<2.0	<2.0	<2.0	<2.0	<2.0	**11**	<2.7	**3.1**	<1.3	<250	--	--	--	--	--
13.48	13.48-AA-011020	01/10/2020	Outdoor air	<0.099	<0.10	<0.10	<0.099	<0.099	<0.17	<0.14	<0.13	<0.13	--	--	--	--	--	--
13.48	13.48-01-011020	01/10/2020	Family room air (1st Floor)	<0.099	<0.10	**0.22**	<0.099	<0.099	<0.17	<0.14	<0.13	<0.13	--	--	--	--	--	--
13.48	13.48-02-011020	01/10/2020	Bathroom air (1st Floor)	<0.099	<0.10	**0.27**	<0.099	<0.099	<0.17	<0.14	<0.13	<0.13	--	--	--	--	--	--
13.48	13.48-03-011020	01/10/2020	Bedroom (master) air (2nd Floor)	<0.099	<0.10	**0.26**	<0.099	<0.099	<0.17	<0.14	<0.13	<0.13	--	--	--	--	--	--
13.48	13.48-04-011020	01/10/2020	Bathroom air (2nd Floor)	<0.099	<0.10	**0.24**	<0.099	<0.099	<0.17	<0.14	<0.13	<0.13	--	--	--	--	--	--
13.48	13.48-SS-011020	01/10/2020	Garage sub-slab soil gas	<4.0	<4.1	<4.1	<4.0	<4.0	<6.8	<5.5	**22**	<2.6	<250	--	--	--	--	--
13.48	13.48-AA-043021	04/30/2021	RESAMPLE Outdoor air	<0.099	<0.10	<0.10	<0.099	<0.099	<0.17	<0.14	<0.13	<0.13	--	--	--	--	--	--
13.48	13.48-01-043021	04/30/2021	RESAMPLE Family room air (1st Floor)	<0.099	<0.10	**0.26 J**	<0.099	<0.099	<0.17	<0.14	<0.13	<0.13	--	--	--	--	--	--
13.48	13.48-11-043021	04/30/2021	RESAMPLE Family room air (1st Floor) (Replicate)	<0.099	<0.10	**0.49 J**	<0.099	<0.099	<0.17	<0.14	<0.13	<0.13	--	--	--	--	--	--
13.48	13.48-02-043021	04/30/2021	RESAMPLE Bathroom air (1st Floor)	<0.099	<0.10	**0.61**	<0.099	<0.099	<0.17	<0.14	<0.13	<0.13	--	--	--	--	--	--
13.48	13.48-03-043021	04/30/2021	RESAMPLE Bedroom (master) air (2nd Floor)	<0.099	<0.10	**0.48**	<0.099	<0.099	**0.44**	<0.14	<0.13	<0.13	--	--	--	--	--	--
13.48	13.48-04-043021	04/30/2021	RESAMPLE Bathroom air (2nd Floor)	<0.099	<0.10	**0.47**	<0.099	<0.099	<0.17	<0.14	<0.13	<0.13	--	--	--	--	--	--
13.48	13.48-SS-043021	04/30/2021	RESAMPLE Garage sub-slab soil gas	<2.1	<2.2	<2.2	<2.1	<2.1	<3.6	<2.9	<2.9	<1.4	<250	--	--	--	--	--
13.52	13.52-AA-110918	11/09/2018	Outdoor air	<0.099	<0.10	**0.12**	<0.099	<0.099	<0.17	<0.14	<0.13	<0.13	--	--	--	--	--	--
13.52	13.52-01-110918	11/09/2018	Family room air (1st Floor)	<0.099 UJ	<0.10 UJ	**0.11 J**	<0.099 UJ	<0.099 UJ	**0.23 J**	<0.14 UJ	<0.13 UJ	<0.13 UJ	--	--	--	--	--	--
13.52	13.52-11-110918	11/09/2018	Family room air (1st Floor) (Duplicate)	<0.099	<0.10	**0.46 J**	<0.099	<0.099	**0.21**	<0.14	**0.14**	<0.13	--	--	--	--	--	--
13.52	13.52-02-110918	11/09/2018	Living room air (1st Floor)	<0.099	<0.10	**0.44**	<0.099	<0.099	**0.40**	<0.14	<0.13	<0.13	--	--	--	--	--	--
13.52	13.52-03-110918	11/09/2018	Bedroom air (2nd Floor)	<0.099	<0.10	**0.34**	<0.099	<0.099	<0.17	<0.14	<0.13	<0.13	--	--	--	--	--	--
13.52	13.52-04-110918	11/09/2018	Bedroom air (2nd Floor)	<0.099	<0.10	**0.30**	<0.099	<0.099	**0.21**	<0.14	<0.13	<0.13	--	--	--	--	--	--
13.52	13.52-PSG-N-15	11/08/2018	Perimeter soil gas (North)	**18**	<2.0	<2.0	<2.0	<2.0	**63**	<2.8	**360**	<1.3	<100	--	--	--	--	--
13.52	13.52-PSG-S-5	11/08/2018	Perimeter soil gas (South)	**760**	**5.6**	<2.0	**18**	<2.0	**120**	<2.7	**2,900**	<1.3	**4,690**	--	--	--	--	--

TABLE A-6

HISTORICAL RESIDENTIAL INDOOR AIR AND SOIL GAS SAMPLING RESULTS
Former Ford Aeronutronic Facility
Newport Beach, California

Building ID	Sample ID	Date [2]	Location Description	Volatile Organic Compounds [1] (µg/m³)									Leak Detection Compounds [1]					
				1,1-DCE	1,1-DCA	1,2-DCA	cis-1,2-DCE	trans-1,2-DCE	PCE	1,1,1-TCA	TCE	Vinyl Chloride	Helium (ppmv)	Heptane (µg/m³)	Hexane (µg/m³)	Pentane (µg/m³)	TFA (µg/m³)	DFA (µg/m³)
13.52	13.52-PSG-S-15	11/08/2018	Perimeter soil gas (South)	**860**	**7.0**	<2.0	**7.3**	<2.0	**140**	<2.7	**3,600**	<1.3	<100	--	--	--	--	--
13.52	13.52-AA-052219	05/22/2019	RESAMPLE Outdoor air	<0.099	<0.10	<0.10	<0.099	<0.099	<0.17	<0.14	<0.13	<0.13	--	--	--	--	--	--
13.52	13.52-01-052219	05/22/2019	RESAMPLE Family room air (1st Floor)	<0.099	<0.10	**0.25**	<0.099	<0.099	<0.17	<0.14	<0.13	<0.13	--	--	--	--	--	--
13.52	13.52-02-052219	05/22/2019	RESAMPLE Living room air (1st Floor)	<0.099	<0.10	**0.25**	<0.099	<0.099	<0.17	<0.14	<0.13	<0.13	--	--	--	--	--	--
13.52	13.52-03-052219	05/22/2019	RESAMPLE Bedroom air (2nd Floor)	<0.099	<0.10	**0.26**	<0.099	<0.099	<0.17	<0.14	<0.13	<0.13	--	--	--	--	--	--
13.52	13.52-04-052219	05/22/2019	RESAMPLE Bedroom (master) air (2nd Floor)	<0.099	<0.10	**0.46**	<0.099	<0.099	<0.17	<0.14	<0.13	<0.13	--	--	--	--	--	--
13.52	13.52-PSG-N151-052119	05/21/2019	Perimeter soil gas (North)	**15**	<2.0	<2.0	<2.0	<2.0	**56**	<2.7	**280**	<1.3	**3,680**	--	--	--	--	--
13.52	13.52-PSG-N1511-052119	05/21/2019	Perimeter soil gas (North) (Duplicate)	**16**	<2.0	<2.0	<2.0	<2.0	**50**	<2.7	**270**	<1.3	**168**	--	--	--	--	--
13.52	13.52-PSG-S5-052119	05/21/2019	Perimeter soil gas (South)	**870**	**6.0**	<2.0	**19**	<2.0	**120**	<2.7	**3,400**	<1.3	**378**	--	--	--	--	--
13.52	13.52-PSG-S15-052119	05/21/2019	Perimeter soil gas (South)	**990**	**7.2**	<2.0	**6.9**	<2.0	**140**	<2.7	**3,700**	<1.3	**106**	--	--	--	--	--
13.52	13.52-PSG-N-15-050622	05/06/2022	Perimeter soil gas (North) air	**8.8**	<2.0	<2.0	<2.0	<2.0	**48**	<2.7	**210**	<1.3	<250	--	--	--	--	--
13.52	13.52-PSG-S-15-050622	05/06/2022	Perimeter soil gas (South) air	**480**	**3.8**	<2.0	**5.0**	<2.0	**100**	<2.7	**2,000**	<1.3	<250	--	--	--	--	--
13.52	13.52-PSG-S-5-050622	05/06/2022	Perimeter soil gas (South) air	**470**	**3.4**	<2.0	**13**	<2.0	**100**	<2.7	**1,900**	<1.3	<250	--	--	--	--	--
13.52	13.52-AA-060322	06/03/2022	RESAMPLE Outdoor air	<0.099	<0.10	<0.10	<0.20	<0.099	<0.17	<0.14	<0.13	<0.13	--	--	--	--	--	--
13.52	13.52-01-060322	06/03/2022	RESAMPLE Family room air (1st Floor)	<0.099	<0.10	**0.17**	<0.20	<0.099	<0.17	<0.14	<0.13	<0.13	--	--	--	--	--	--
13.52	13.52-02-060322	06/03/2022	RESAMPLE Living room air (1st Floor)	<0.099	<0.10	**0.13**	<0.20	<0.099	<0.17	<0.14	<0.13	<0.13	--	--	--	--	--	--
13.52	13.52-03-060322	06/03/2022	RESAMPLE Bedroom air (2nd Floor)	<0.099	<0.10	**0.13**	<0.20	<0.099	<0.17	<0.14	<0.13	<0.13	--	--	--	--	--	--
13.52	13.52-04-060322	06/03/2022	RESAMPLE Bedroom (master) air (2nd Floor)	<0.099	<0.10	**0.22**	<0.20	<0.099	<0.17	<0.14	<0.13	<0.13	--	--	--	--	--	--
13.52	13.52-PSG-N-15-060322	06/03/2022	Perimeter soil gas (North) air	**5.0**	<2.0	<2.0	<2.0	<2.0	**92**	<2.7	**170**	<1.3	<250	--	--	--	--	--
13.52	13.52-PSG-S-15-060322	06/03/2022	Perimeter soil gas (South) air	**460**	**3.6**	<2.0	**5.0**	<2.0	**93**	<2.7	**2,000**	<1.3	<250	--	--	--	--	--
13.52	13.52-PSG-S-5-060322	06/03/2022	Perimeter soil gas (South) air	**400**	**3.2**	<2.0	**12**	<2.0	**92**	<2.7	**1,800**	<1.3	<250	--	--	--	--	--
13.56	13.56-AA-041919	04/19/2019	Outdoor air	<0.099	<0.10	<0.10	<0.099	<0.099	<0.17	<0.14	<0.13	<0.13	--	--	--	--	--	--
13.56	13.56-01-041919	04/19/2019	Family room air (1st Floor)	<0.099	<0.10	**0.14**	<0.099	<0.099	<0.17	<0.14	<0.13	<0.13	--	--	--	--	--	--
13.56	13.56-02-041919	04/19/2019	Bathroom air (1st Floor)	<0.099	<0.10	**0.18**	<0.099	<0.099	<0.17	<0.14	<0.13	<0.13	--	--	--	--	--	--
13.56	13.56-03-041919	04/19/2019	Bedroom (master) air (2nd Floor)	<0.099	<0.10	**0.16**	<0.099	<0.099	<0.17	<0.14	<0.13	<0.13	--	--	--	--	--	--
13.56	13.56-04-041919	04/19/2019	Bedroom air (2nd Floor)	<0.099	<0.10	**0.19**	<0.099	<0.099	<0.17	<0.14	<0.13	<0.13	--	--	--	--	--	--
13.56	13.56-SS-041919	04/19/2019	Garage sub-slab soil gas	<2.0	<2.0	<2.0	<2.0	<2.0	<3.4	<2.7	<2.7	<1.3	<100	--	--	--	--	--
13.56	13.56-AA-111021	11/10/2021	RESAMPLE Outdoor air	<0.099	<0.10	<0.10	<0.099	<0.099	<0.17	<0.14	<0.13	<0.13	--	--	--	--	--	--
13.56	13.56-01-111021	11/10/2021	RESAMPLE Family room air (1st Floor)	<0.099	<0.10	**0.13**	<0.099	<0.099	<0.17	<0.14	<0.13	<0.13	--	--	--	--	--	--
13.56	13.56-11-111021	11/10/2021	RESAMPLE Family room air (1st Floor) (Replicate)	<0.099	<0.10	**0.12**	<0.099	<0.099	<0.17	<0.14	<0.13	<0.13	--	--	--	--	--	--
13.56	13.56-02-111021	11/10/2021	RESAMPLE Bathroom air (1st Floor)	<0.099	<0.10	**0.14**	<0.099	<0.099	<0.17	<0.14	<0.13	<0.13	--	--	--	--	--	--
13.56	13.56-03-111021	11/10/2021	RESAMPLE Bedroom (master) air (2nd Floor)	<0.099	<0.10	**0.14**	<0.099	<0.099	**0.33**	<0.14	<0.13	<0.13	--	--	--	--	--	--
13.56	13.56-04-111021	11/10/2021	RESAMPLE Bedroom air (2nd Floor)	<0.099	<0.10	**0.14**	<0.099	<0.099	<0.17	<0.14	<0.13	<0.13	--	--	--	--	--	--
13.56	13.56-SS-111021	11/10/2021	RESAMPLE Garage sub-slab soil gas	<2.0	<2.0	<2.0	<2.0	<2.0	<3.4	<2.7	<2.7	<1.3	<250	--	--	--	--	--
13.63	13.63-AA-110918	11/09/2018	Outdoor air	<0.099	<0.10	**0.12**	<0.099	<0.099	<0.17	<0.14	<0.13	<0.13	--	--	--	--	--	--
13.63	13.63-01-110918	11/09/2018	Living room air (1st Floor)	<0.099	<0.10	**0.43**	<0.099	<0.099	**0.44**	<0.14	<0.13	<0.13	--	--	--	--	--	--
13.63	13.63-02-110918	11/09/2018	Kitchen air (1st Floor)	<0.099	<0.10	**0.41**	<0.099	<0.099	**0.46**	<0.14	<0.13	<0.13	--	--	--	--	--	--
13.63	13.63-03-110918	11/09/2018	Bedroom Master air (2nd Floor)	<0.099	<0.10	**0.16**	<0.099	<0.099	<0.17	<0.14	<0.13	<0.13	--	--	--	--	--	--
13.63	13.63-04-110918	11/09/2018	Bedroom air (2nd Floor)	<0.099	<0.10	**0.23**	<0.099	<0.099	**0.22**	<0.14	<0.13	<0.13	--	--	--	--	--	--
13.63	13.63-SS-110918	11/09/2018	Garage sub-slab soil gas	<2.0	<2.0	<2.0	<2.0	<2.0	<3.4	<2.7	<2.7	<1.3	**175**	--	--	--	--	--
13.63	13.63-AA-082021	08/20/2021	RESAMPLE Outdoor air	<0.099	<0.10	<0.10	<0.099	<0.099	<0.17	<0.14	<0.13	<0.13	--	--	--	--	--	--
13.63	13.63-01-082021	08/20/2021	RESAMPLE Living room air (1st Floor)	<0.099	<0.10	**0.36**	<0.099	<0.099	<0.17	<0.14	<0.13	<0.13	--	--	--	--	--	--
13.63	13.63-02-082021	08/20/2021	RESAMPLE Kitchen air (1st Floor)	<0.099	<0.10	**0.46**	<0.099	<0.099	<0.17	<0.14	<0.13	<0.13	--	--	--	--	--	--
13.63	13.63-03-082021	08/20/2021	RESAMPLE Bedroom (master) air (2nd Floor)	<0.099	<0.10	**0.23**	<0.099	<0.099	<0.17	<0.14	<0.13	<0.13	--	--	--	--	--	--
13.63	13.63-04-082021	08/20/2021	RESAMPLE Bedroom air (2nd Floor)	<0.099	<0.10	<0.10	<0.099	<0.099	<0.17	<0.14	<0.13	<0.13	--	--	--	--	--	--
13.63	13.63-SS-082021	08/20/2021	RESAMPLE Garage sub-slab soil gas	<2.0	<2.0	<2.0	<2.0	<2.0	<3.4	<2.7	<2.7	<1.3	<250	--	--	--	--	--
13.64	13.64-AA-050319	05/03/2019	Outdoor air	<0.099	<0.10	<0.10	<0.099	<0.099	<0.17	<0.14	<0.13	<0.13	--	--	--	--	--	--
13.64	13.64-01-050319	05/03/2019	Living room air (1st Floor)	<0.099	<0.10	**0.14**	<0.099	<0.099	<0.17	<0.14	<0.13	<0.13	--	--	--	--	--	--
13.64	13.64-02-050319	05/03/2019	Bathroom (guest) air (1st Floor)	<0.099	<0.10	**0.12**	<0.099	<0.099	<0.17	<0.14	<0.13	<0.13	--	--	--	--	--	--
13.64	13.64-03-050319	05/03/2019	Family room air (1st Floor)	<0.099	<0.10	**0.12**	<0.099	<0.099	<0.17	<0.14	<0.13	<0.13	--	--	--	--	--	--
13.64	13.64-04-050319	05/03/2019	Bedroom (master) air (2nd Floor)	<0.099	<0.10	**0.14**	<0.099	<0.099	<0.17	<0.14	<0.13	<0.13	--	--	--	--	--	--
13.64	13.64-SS-050319	05/03/2019	Garage sub-slab soil gas	<2.0	<2.0	<2.0	<2.0	<2.0	<3.4	<2.7	<2.7	<1.3	<100	--	--	--	--	--
13.66	13.66-AA-120821	12/08/2021	Outdoor air	<0.099	<0.10	<0.10	<0.099	<0.099	<0.17	<0.14	<0.13	<0.13	--	--	--	--	--	--
13.66	13.66-01-120821	12/08/2021	Family room air (1st Floor)	<0.099	<0.10	**0.12**	<0.099	<0.099	<0.17	<0.14	<0.13	<0.13	--	--	--	--	--	--
13.66	13.66-02-120821	12/08/2021	Bathroom (guest) air (1st Floor)	<0.099	<0.10	**0.15**	<0.099	<0.099	<0.17	<0.14	<0.13	<0.13	--	--	--	--	--	--
13.66	13.66-03-120821	12/08/2021	Bedroom (master) air (2nd Floor)	<0.099	<0.10	**0.12**	<0.099	<0.099	<0.17	<0.14	<0.13	<0.13	--	--	--	--	--	--

TABLE A-6

HISTORICAL RESIDENTIAL INDOOR AIR AND SOIL GAS SAMPLING RESULTS
Former Ford Aeronutronic Facility
Newport Beach, California

Building ID	Sample ID	Date [2]	Location Description	Volatile Organic Compounds [1] (µg/m³)									Leak Detection Compounds [1]					
				1,1-DCE	1,1-DCA	1,2-DCA	cis-1,2-DCE	trans-1,2-DCE	PCE	1,1,1-TCA	TCE	Vinyl Chloride	Helium (ppmv)	Heptane (µg/m³)	Hexane (µg/m³)	Pentane (µg/m³)	TFA (µg/m³)	DFA (µg/m³)
13.66	13.66-04-120821	12/08/2021	Bathroom (master) air (2nd Floor)	<0.099	<0.10	**0.12**	<0.099	<0.099	<0.17	<0.14	<0.13	<0.13	--	--	--	--	--	--
13.66	13.66-SS-120821	12/08/2021	Garage sub-slab soil gas	<2.0	<2.0	<2.0	<2.0	<2.0	**3.5**	<2.7	**4.5**	<1.3	<250	--	--	--	--	--
13.66	13.66-AA-062222	06/22/2022	RESAMPLE Outdoor air	<0.099	<0.10	<0.10	<0.20	<0.099	<0.17	<0.14	<0.13	<0.13	--	--	--	--	--	--
13.66	13.66-01-062222	06/22/2022	RESAMPLE Family room air (1st Floor)	<0.099	<0.10	**0.10**	<0.20	<0.099	**5.6**	<0.14	<0.13	<0.13	--	--	--	--	--	--
13.66	13.66-11-062222	06/22/2022	RESAMPLE Family room air (1st Floor) (Replicate)	<0.099	<0.10	<0.10	<0.20	<0.099	**6.2**	<0.14	<0.13	<0.13	--	--	--	--	--	--
13.66	13.66-02-062222	06/22/2022	RESAMPLE Bathroom (guest) air (1st Floor)	<0.099	<0.10	**0.14**	<0.20	<0.099	**6.4**	<0.14	<0.13	<0.13	--	--	--	--	--	--
13.66	13.66-03-062222	06/22/2022	RESAMPLE Bedroom (master) air (2nd Floor)	<0.099	<0.10	**0.10**	<0.20	<0.099	**7.4**	<0.14	<0.13	<0.13	--	--	--	--	--	--
13.66	13.66-04-062222	06/22/2022	RESAMPLE Bathroom air (2nd Floor)	<0.099	<0.10	**0.11**	<0.20	<0.099	**7.8**	<0.14	<0.13	<0.13	--	--	--	--	--	--
13.66	13.66-SS-062222	06/22/2022	RESAMPLE Garage sub-slab soil gas	<2.0	<2.0	<2.0	**5.4**	<2.0	**5.2**	<2.7	**4.2**	<1.3	<250	--	--	--	--	--
13.68	13.68-AA-121918	12/19/2018	Outdoor air	<0.099	<0.10	**0.12**	<0.099	<0.099	<0.17	<0.14	<0.13	<0.13	--	--	--	--	--	--
13.68	13.68-01-121918	12/19/2018	Family room air (1st Floor)	<0.099	<0.10	**0.27**	<0.099	<0.099	**0.19**	<0.14	**0.25**	<0.13	--	--	--	--	--	--
13.68	13.68-02-121918	12/19/2018	Bathroom air (1st Floor)	<0.099	<0.10	**0.26**	<0.099	<0.099	**0.27**	<0.14	<0.13	<0.13	--	--	--	--	--	--
13.68	13.68-03-121918	12/19/2018	Bedroom (master) air (2nd Floor)	<0.099	<0.10	**0.30**	<0.099	<0.099	**0.76**	<0.14	<0.13	<0.13	--	--	--	--	--	--
13.68	13.68-04-121918	12/19/2018	Bathroom air (2nd Floor)	<0.099	<0.10	**0.49**	<0.099	<0.099	**0.35**	<0.14	<0.13	<0.13	--	--	--	--	--	--
13.68	13.68-SS-121918	12/19/2018	Garage sub-slab soil gas	<2.0	<2.0	<2.0	<2.0	<2.0	**11**	<2.7	<2.7	<1.3	**101**	--	--	--	--	--
13.68	13.68-AA-021519	02/15/2019	RESAMPLE Outdoor air	<0.099	<0.10	<0.10	<0.099	<0.099	<0.17	<0.14	<0.13	<0.13	--	--	--	--	--	--
13.68	13.68-01-021519	02/15/2019	RESAMPLE Family room air (1st Floor)	<0.099	<0.10	**0.27**	<0.099	<0.099	**0.52**	<0.14	<0.13	<0.13	--	--	--	--	--	--
13.68	13.68-02-021519	02/15/2019	RESAMPLE Bathroom air (1st Floor)	<0.099	<0.10	**0.25**	<0.099	<0.099	**0.46**	<0.14	<0.13	<0.13	--	--	--	--	--	--
13.68	13.68-03-021519	02/15/2019	RESAMPLE Bedroom (master) air (2nd Floor)	<0.099	<0.10	**0.29**	<0.099	<0.099	**1.9**	<0.14	<0.13	<0.13	--	--	--	--	--	--
13.68	13.68-04-021519	02/15/2019	RESAMPLE Bathroom air (2nd Floor)	<0.099	<0.10	**0.43**	<0.099	<0.099	**0.83**	<0.14	<0.13	<0.13	--	--	--	--	--	--
13.68	13.68-SS-021519	02/15/2019	RESAMPLE Garage sub-slab soil gas	<2.0	<2.0	<2.0	<2.0	<2.0	<3.4	<2.7	<2.7	<1.3	<100	--	--	--	--	--
13.68	13.68-AA-062321	06/23/2021	RESAMPLE Outdoor air	<0.099	<0.10	<0.10	<0.099	<0.099	<0.17	<0.14	<0.13	<0.13	--	--	--	--	--	--
13.68	13.68-01-062321	06/23/2021	RESAMPLE Family room air (1st Floor)	<0.099	<0.10	**0.44**	<0.099	<0.099	<0.17	**0.19**	<0.13	<0.13	--	--	--	--	--	--
13.68	13.68-02-062321	06/23/2021	RESAMPLE Bathroom air (1st Floor)	<0.099	<0.10	<0.10	<0.099	<0.099	<0.17	<0.14	<0.13	<0.13	--	--	--	--	--	--
13.68	13.68-03-062321	06/23/2021	RESAMPLE Bedroom (master) air (2nd Floor)	<0.099	<0.10	**0.18**	<0.099	<0.099	**0.32**	**0.16**	<0.13	<0.13	--	--	--	--	--	--
13.68	13.68-04-062321	06/23/2021	RESAMPLE Bathroom air (2nd Floor)	<0.099	<0.10	**0.55**	<0.099	<0.099	**0.25**	**0.21**	<0.13	<0.13	--	--	--	--	--	--
13.68	13.68-SS-062321	06/23/2021	RESAMPLE Garage sub-slab soil gas	<2.0	<2.0	<2.0	<2.0	<2.0	<3.4	<2.7	<2.7	<1.3	<250	--	--	--	--	--
13.68	13.68-01-031822	03/18/2022	RESAMPLE Family room air (1st Floor)	<0.099	<0.10	**0.23**	<0.20	<0.099	<0.17	**0.14**	<0.13	<0.13	--	--	--	--	--	--
13.68	13.68-02-031822	03/18/2022	RESAMPLE Bathroom air (1st Floor)	<0.099	<0.10	**0.33**	<0.20	<0.099	<0.17	**0.22**	<0.13	<0.13	--	--	--	--	--	--
13.68	13.68-03-031822	03/18/2022	RESAMPLE Bedroom (master) air (2nd Floor)	<0.099 UJ	<0.10 UJ	**0.42 J**	<0.20 UJ	<0.099 UJ	**0.22 J**	**0.71 J**	<0.13 UJ	<0.13 UJ	--	--	--	--	--	--
13.68	13.68-04-031822	03/18/2022	RESAMPLE Bathroom air (2nd Floor)	<0.099	<0.10	**0.36**	<0.20	<0.099	<0.17	**0.16**	<0.13	<0.13	--	--	--	--	--	--
13.68	13.38-AA-031822 [6]	03/18/2022	RESAMPLE Outdoor air	<0.099	<0.10	<0.10	<0.20	<0.099	<0.17	<0.14	<0.13	<0.13	--	--	--	--	--	--
13.68	13.68-SS-031822	03/18/2022	RESAMPLE Garage sub-slab soil gas	<2.0	<2.0	<2.0	<2.0	<2.0	<3.4	<2.7	<2.7	<1.3	<250	--	--	--	--	--
13.69	13.109-AA-112818 [6]	11/28/2018	Outdoor air	<0.099	<0.10	<0.10	<0.099	<0.099	<0.17	<0.14	<0.13	<0.13	--	--	--	--	--	--
13.69	13.69-01-112818	11/28/2018	Family room air (1st Floor)	<0.099	<0.10	**0.56 J**	<0.099	<0.099	**0.25**	<0.14	<0.13	<0.13	--	--	--	--	--	--
13.69	13.69-11-112818	11/28/2018	Family room air (1st Floor) (Duplicate)	<0.099	<0.10	**0.18 J**	<0.099	<0.099	<0.17	<0.14	<0.13	<0.13	--	--	--	--	--	--
13.69	13.69-02-112818	11/28/2018	Bathroom air (1st Floor)	<0.099	<0.10	**0.58**	<0.099	<0.099	**0.21**	<0.14	<0.13	<0.13	--	--	--	--	--	--
13.69	13.69-03-112818	11/28/2018	Bedroom (master) air (2nd Floor)	<0.099	<0.10	**1.2**	<0.099	<0.099	**0.44**	<0.14	<0.13	<0.13	--	--	--	--	--	--
13.69	13.69-04-112818	11/28/2018	Bedroom air (2nd Floor)	<0.099	<0.10	**6.1**	<0.099	<0.099	**0.24**	<0.14	<0.13	<0.13	--	--	--	--	--	--
13.69	13.69-05-112818	11/28/2018	Bedroom (casita) air (1st Floor)	<0.099UJ	<0.10 UJ	**0.87 J**	<0.099 UJ	<0.099 UJ	**0.32 J**	<0.14 UJ	**1.5 J**	<0.13 UJ	--	--	--	--	--	--
13.69	13.69-06-112818	11/28/2018	Bathroom (casita) air (1st Floor)	<0.099 UJ	<0.10 UJ	**1.6 J**	<0.099 UJ	<0.099 UJ	**0.32 J**	<0.14 UJ	**2.9 J**	<0.13 UJ	--	--	--	--	--	--
13.69	13.69-SS-112818	11/28/2018	Garage sub-slab soil gas	<2.0	<2.0	<2.0	<2.0	<2.0	**6.3**	<2.7	<2.7	<1.3	**164**	--	--	--	--	--
13.69	13.69-AA-011619	01/16/2019	RESAMPLE Outdoor air	<0.099	<0.10	<0.10	<0.099	<0.099	<0.17	<0.14	<0.13	<0.13	--	--	--	--	--	--
13.69	13.69-01-011619	01/16/2019	RESAMPLE Family room air (1st Floor)	<0.099	<0.10	**3.1**	<0.099	<0.099	**0.25**	<0.14	<0.13	<0.13	--	--	--	--	--	--
13.69	13.69-11-011619	01/16/2019	RESAMPLE Family room air (1st Floor) (Duplicate)	<0.099	<0.10	**3.3**	<0.099	<0.099	**0.30**	<0.14	<0.13	<0.13	--	--	--	--	--	--
13.69	13.69-02-011619	01/16/2019	RESAMPLE Bathroom air (1st Floor)	<0.099	<0.10	**3.7**	<0.099	<0.099	**0.27**	<0.14	<0.13	<0.13	--	--	--	--	--	--
13.69	13.69-03-011619	01/16/2019	RESAMPLE Bedroom (master) air (2nd Floor)	<0.099	<0.10	**4.9**	<0.099	<0.099	**0.48**	<0.14	<0.13	<0.13	--	--	--	--	--	--
13.69	13.69-04-011619	01/16/2019	RESAMPLE Bedroom air (2nd Floor)	<0.099	<0.10	**19**	<0.099	<0.099	**0.27**	<0.14	<0.13	<0.13	--	--	--	--	--	--
13.69	13.69-05-011619	01/16/2019	RESAMPLE Bedroom (casita) air (1st Floor)	<0.099	<0.10	**0.61**	<0.099	<0.099	<0.17	<0.14	**8.2**	<0.13	--	--	--	--	--	--
13.69	13.69-06-011619	01/16/2019	RESAMPLE Bathroom (casita) air (1st Floor)	<0.099	<0.10	**0.38**	<0.099	<0.099	<0.17	<0.14	**4.2**	<0.13	--	--	--	--	--	--
13.69	13.69-SS-011619	01/16/2019	RESAMPLE Garage sub-slab soil gas	<2.0	<2.0	<2.0	<2.0	<2.0	<3.4	<2.7	<2.7	<1.3	<100	--	--	--	--	--
13.69	13.69-AA-091119	09/11/2019	RESAMPLE Outdoor air	<0.099	<0.10	<0.10	<0.099	<0.099	<0.17	<0.14	<0.13	<0.13	--	--	--	--	--	--
13.69	13.69-01-091119	09/11/2019	RESAMPLE Family room air (1st Floor)	<0.099	<0.10	**4.7**	<0.099	<0.099	**2.8**	<0.14	**0.15**	<0.13	--	--	--	--	--	--
13.69	13.69-02-091119	09/11/2019	RESAMPLE Bathroom air (1st Floor)	<0.099	<0.10	**4.9**	<0.099	<0.099	**2.6**	<0.14	**0.15**	<0.13	--	--	--	--	--	--
13.69	13.69-03-091119	09/11/2019	RESAMPLE Bedroom (master) air (2nd Floor)	<0.099	<0.10	**5.1**	<0.099	<0.099	**3.1**	<0.14	**0.19**	<0.13	--	--	--	--	--	--
13.69	13.69-04-091119	09/11/2019	RESAMPLE Bedroom air (2nd Floor)	<0.099	<0.10	**19**	<0.099	<0.099	**3.1**	<0.14	**0.17**	<0.13	--	--	--	--	--	--

TABLE A-6

HISTORICAL RESIDENTIAL INDOOR AIR AND SOIL GAS SAMPLING RESULTS
Former Ford Aeronutronic Facility
Newport Beach, California

Building ID	Sample ID	Date [2]	Location Description	Volatile Organic Compounds [1] (µg/m³)									Leak Detection Compounds [1]					
				1,1-DCE	1,1-DCA	1,2-DCA	cis-1,2-DCE	trans-1,2-DCE	PCE	1,1,1-TCA	TCE	Vinyl Chloride	Helium (ppmv)	Heptane (µg/m³)	Hexane (µg/m³)	Pentane (µg/m³)	TFA (µg/m³)	DFA (µg/m³)
13.69	13.69-05-091119	09/11/2019	RESAMPLE Bedroom (casita) air (1st Floor)	<0.099	<0.10	**0.18**	<0.099	<0.099	**0.44**	<0.14	**0.22**	<0.13	--	--	--	--	--	--
13.69	13.69-06-091119	09/11/2019	RESAMPLE Bathroom (casita) air (1st Floor)	<0.099	<0.10	**0.12**	<0.099	<0.099	**0.43**	<0.14	**0.18**	<0.13	--	--	--	--	--	--
13.69	13.69-SS-091119	09/11/2019	RESAMPLE Garage sub-slab soil gas	<2.0	<2.0	<2.0	<2.0	<2.0	<3.4	<2.7	<2.7	<1.3	<250	--	--	--	--	--
13.70	13.70-AA-111618	11/16/2018	Outdoor air	<0.12	<0.13	<0.13	<0.12	<0.12	**0.35**	<0.17	<0.17	<0.16	--	--	--	--	--	--
13.70	13.70-01-111618	11/16/2018	Bathroom air (1st Floor)	<0.099	<0.10	**0.13**	<0.099	<0.099	**0.29**	<0.14	<0.13	<0.13	--	--	--	--	--	--
13.70	13.70-02-111618	11/16/2018	Kitchen/dining room air (1st Floor)	<0.099	<0.10	**0.15**	<0.099	<0.099	**0.22**	<0.14	<0.13	<0.13	--	--	--	--	--	--
13.70	13.70-03-111618	11/16/2018	Bedroom (master) air (2nd Floor)	<0.099	<0.10	**0.22**	<0.099	<0.099	**0.41**	<0.14	<0.13	<0.13	--	--	--	--	--	--
13.70	13.70-04-111618	11/16/2018	Bathroom air (2nd Floor)	<0.099	<0.10	**0.18**	<0.099	<0.099	**0.25**	<0.14	<0.13	<0.13	--	--	--	--	--	--
13.70	13.70-SS-111618	11/16/2018	Garage sub-slab soil gas	<4.3	<4.4	<4.4	<4.3	<4.3	**64**	<6.0	<5.9	<2.8	**424**	--	--	--	--	--
13.70	13.70-AA-062619	06/26/2019	RESAMPLE Outdoor air	<0.099	<0.10	<0.10	<0.099	<0.099	<0.17	<0.14	<0.13	<0.13	--	--	--	--	--	--
13.70	13.70-01-062619	06/26/2019	RESAMPLE Bathroom air (1st Floor)	<0.099	<0.10	**0.3**	<0.099	<0.099	**0.19**	<0.14	<0.13	<0.13	--	--	--	--	--	--
13.70	13.70-02-062619	06/26/2019	RESAMPLE Kitchen/dining room air (1st Floor)	<0.099	<0.10	**0.29**	<0.099	<0.099	<0.17	<0.14	<0.13	<0.13	--	--	--	--	--	--
13.70	13.70-03-062619	06/26/2019	RESAMPLE Bedroom (master) air (2nd Floor)	<0.099	<0.10	**0.62**	<0.099	<0.099	<0.17	<0.14	<0.13	<0.13	--	--	--	--	--	--
13.70	13.70-04-062619	06/26/2019	RESAMPLE Bathroom air (2nd Floor)	<0.099	<0.10	**0.56**	<0.099	<0.099	<0.17	<0.14	**0.15**	<0.13	--	--	--	--	--	--
13.70	13.70-SS-062619	06/26/2019	RESAMPLE Garage sub-slab soil gas	<2.0	<2.0	<2.0	<2.0	<2.0	<3.4	<2.7	<2.7	<1.3	<100	--	--	--	--	--
13.70	13.70-SS-050522	05/05/2022	RESAMPLE Garage sub-slab soil gas	<2.0	<2.0	<2.0	<2.0	<2.0	**29**	<2.7	**16**	<1.3	<250	--	--	--	--	--
13.72	13.72-AA-032819	03/28/2019	Outdoor air	<0.099	<0.10	<0.10	<0.099	<0.099	<0.17	<0.14	<0.13	<0.13	--	--	--	--	--	--
13.72	13.72-01-032819	03/28/2019	Living room air (1st Floor)	<0.099	<0.10	**0.34**	<0.099	<0.099	<0.17	<0.14	<0.13	<0.13	--	--	--	--	--	--
13.72	13.72-11-032819	03/28/2019	Living room air (1st Floor) (Duplicate)	<0.099	<0.10	**0.33**	<0.099	<0.099	<0.17	<0.14	<0.13	<0.13	--	--	--	--	--	--
13.72	13.72-02-032819	03/28/2019	Bathroom air (1st Floor)	<0.099	<0.10	**0.98**	<0.099	<0.099	<0.17	<0.14	<0.13	<0.13	--	--	--	--	--	--
13.72	13.72-03-032819	03/28/2019	Bedroom (master) air (2nd Floor)	<0.099	<0.10	**0.36**	<0.099	<0.099	<0.17	<0.14	<0.13	<0.13	--	--	--	--	--	--
13.72	13.72-04-032819	03/28/2019	Bathroom (casita) air (1st Floor)	<0.099	<0.10	**2.2**	<0.099	<0.099	<0.17	<0.14	<0.13	<0.13	--	--	--	--	--	--
13.72	13.72-SS-032819	03/28/2019	Garage sub-slab soil gas	<2.0	<2.0	<2.0	<2.0	<2.0	**5.3**	<2.7	<2.7	<1.3	<100	--	--	--	--	--
13.72	13.72-AA-122019	12/20/2019	RESAMPLE Outdoor air	<0.099	<0.10	<0.10	<0.099	<0.099	<0.17	<0.14	<0.13	<0.13	--	--	--	--	--	--
13.72	13.72-01-122019	12/20/2019	RESAMPLE Living room/Kitchen air (1st Floor)	<0.099	<0.10	**0.23**	<0.099	<0.099	<0.17	<0.14	<0.13	<0.13	--	--	--	--	--	--
13.72	13.72-11-122019	12/20/2019	RESAMPLE Living room/Kitchen air (1st Floor) (Duplicate)	<0.099	<0.10	**0.24**	<0.099	<0.099	<0.17	<0.14	<0.13	<0.13	--	--	--	--	--	--
13.72	13.72-02-122019	12/20/2019	RESAMPLE Bathroom air (1st Floor)	<0.099	<0.10	**1.3**	<0.099	<0.099	<0.17	<0.14	<0.13	<0.13	--	--	--	--	--	--
13.72	13.72-03-122019	12/20/2019	RESAMPLE Bedroom (master) air (2nd Floor)	<0.099	<0.10	**0.2**	<0.099	<0.099	<0.17	<0.14	<0.13	<0.13	--	--	--	--	--	--
13.72	13.72-04-122019	12/20/2019	RESAMPLE Bathroom (casita) air (1st Floor)	<0.099	<0.10	<0.10	<0.099	<0.099	<0.17	<0.14	<0.13	<0.13	--	--	--	--	--	--
13.72	13.72-SS-122019	12/20/2019	RESAMPLE Garage sub-slab soil gas	<2.0	<2.0	<2.0	<2.0	<2.0	**9.6**	<2.7	<2.7	<1.3	<250	--	--	--	--	--
13.73	13.73-AA-010919	01/09/2019	Outdoor air	<0.099	<0.10	<0.10	<0.099	<0.099	<0.17	<0.14	<0.13	<0.13	--	--	--	--	--	--
13.73	13.73-01-010919	01/09/2019	Family room air (1st Floor)	<0.099	<0.10	**0.35**	<0.099	<0.099	**0.17**	<0.14	<0.13	<0.13	--	--	--	--	--	--
13.73	13.73-02-010919	01/09/2019	Bathroom air (1st Floor)	<0.099	<0.10	**0.34**	<0.099	<0.099	<0.17	<0.14	<0.13	<0.13	--	--	--	--	--	--
13.73	13.73-03-010919	01/09/2019	Bedroom (master) air (2nd Floor)	<0.099	<0.10	**0.40**	<0.099	<0.099	**0.24**	<0.14	<0.13	<0.13	--	--	--	--	--	--
13.73	13.73-04-010919	01/09/2019	Bathroom (master) air (2nd Floor)	<0.099	<0.10	**0.59**	<0.099	<0.099	**0.18**	<0.14	<0.13	<0.13	--	--	--	--	--	--
13.73	13.73-SS-010919	01/09/2019	Garage sub-slab soil gas	<2.0	<2.0	<2.0	<2.0	<2.0	**78**	<2.7	**3.2**	<1.3	**1,210**	--	--	--	--	--
13.73	13.73-AA-061819	06/18/2019	RESAMPLE Outdoor air	<0.099	<0.10	<0.10	<0.099	<0.099	<0.17	<0.14	<0.13	<0.13	--	--	--	--	--	--
13.73	13.73-01-061819	06/18/2019	RESAMPLE Family room air (1st Floor)	<0.099	<0.10	**0.44**	<0.099	<0.099	<0.17	<0.14	<0.13	<0.13	--	--	--	--	--	--
13.73	13.73-02-061819	06/18/2019	RESAMPLE Bathroom air (1st Floor)	<0.099	<0.10	**0.28**	<0.099	<0.099	<0.17	<0.14	<0.13	<0.13	--	--	--	--	--	--
13.73	13.73-03-061819	06/18/2019	RESAMPLE Bedroom (master) air (2nd Floor)	<0.099	<0.10	**0.22**	<0.099	<0.099	<0.17	<0.14	<0.13	<0.13	--	--	--	--	--	--
13.73	13.73-SS-061819	06/18/2019	RESAMPLE Garage sub-slab soil gas	<2.8	<2.9	<2.9	<2.8	<2.8	**22**	<3.9	**12**	<1.8	<100	--	--	--	--	--
13.73	13.73-SS-050522	05/05/2022	RESAMPLE Garage sub-slab soil gas	<2.0	<2.0	<2.0	<2.0	<2.0	**54**	<2.7	**4.5**	<1.3	**480**	--	--	--	--	--
13.73	13.73-AA-060822	06/08/2022	RESAMPLE Outdoor air	<0.099	<0.10	<0.10	<0.20	<0.099	<0.17	<0.14	<0.13	<0.13	--	--	--	--	--	--
13.73	13.73-01-060822	06/08/2022	RESAMPLE Family room air (1st Floor)	<0.099	<0.10	**0.42**	**0.21**	<0.099	<0.17	<0.14	**8.5**	<0.13	--	--	--	--	--	--
13.73	13.73-02-060822	06/08/2022	RESAMPLE Bathroom air (1st Floor)	<0.099	<0.10	**0.24**	<0.20	<0.099	<0.17	<0.14	**0.15**	<0.13	--	--	--	--	--	--
13.73	13.73-03-060822	06/08/2022	RESAMPLE Bedroom (master) air (2nd Floor)	<0.099	<0.10	<0.10	<0.20	<0.099	<0.17	<0.14	<0.13	<0.13	--	--	--	--	--	--
13.73	13.73-04-060822	06/08/2022	RESAMPLE Bathroom (master) air (2nd Floor)	<0.099	<0.10	**0.16**	<0.20	<0.099	<0.17	<0.14	<0.13	<0.13	--	--	--	--	--	--
13.73	13.73-SS-060822	06/08/2022	RESAMPLE Garage sub-slab soil gas	<2.0	<2.0	<2.0	<2.0	<2.0	**76**	<2.7	**6.4**	<1.3	<250	--	--	--	--	--
13.73	13.73-AA-062222	06/22/2022	RESAMPLE Outdoor air	<0.099	<0.10	<0.10	<0.20	<0.099	<0.17	<0.14	<0.13	<0.13	--	--	--	--	--	--
13.73	13.73-01-062222	06/22/2022	RESAMPLE Family room air (1st Floor)	<0.099	<0.10	**0.30**	<0.20	<0.099	<0.17	<0.14	<0.13	<0.13	--	--	--	--	--	--
13.73	13.73-02-062222	06/22/2022	RESAMPLE Bathroom air (1st Floor)	<0.099	<0.10	**0.16**	<0.20	<0.099	<0.17	<0.14	<0.13	<0.13	--	--	--	--	--	--
13.73	13.73-03-062222	06/22/2022	RESAMPLE Bedroom (master) air (2nd Floor)	<0.099	<0.10	<0.10	<0.20	<0.099	<0.17	<0.14	**2.9**	<0.13	--	--	--	--	--	--
13.73	13.73-04-062222	06/22/2022	RESAMPLE Bathroom (master) air (2nd Floor)	<0.099	<0.10	**0.12**	<0.20	<0.099	<0.17	<0.14	<0.13	<0.13	--	--	--	--	--	--
13.73	13.73-SS-062222	06/22/2022	RESAMPLE Garage sub-slab soil gas	<2.0	<2.0	<2.0	<2.0	<2.0	**31**	<2.7	**11**	<1.3	<250	--	--	--	--	--
13.74	13.74-AA-120718	12/07/2018	Outdoor air	<0.099	<0.10	**0.11**	<0.099	<0.099	<0.17	<0.14	<0.13	<0.13	--	--	--	--	--	--
13.74	13.74-01-120718	12/07/2018	Family room air (1st Floor)	<0.099	<0.10	**0.12**	<0.099	<0.099	<0.17	<0.14	<0.13	<0.13	--	--	--	--	--	--

TABLE A-6

HISTORICAL RESIDENTIAL INDOOR AIR AND SOIL GAS SAMPLING RESULTS
Former Ford Aeronutronic Facility
Newport Beach, California

Building ID	Sample ID	Date [2]	Location Description	Volatile Organic Compounds [1] (µg/m³)									Leak Detection Compounds [1]					
				1,1-DCE	1,1-DCA	1,2-DCA	cis-1,2-DCE	trans-1,2-DCE	PCE	1,1,1-TCA	TCE	Vinyl Chloride	Helium (ppmv)	Heptane (µg/m³)	Hexane (µg/m³)	Pentane (µg/m³)	TFA (µg/m³)	DFA (µg/m³)
13.74	13.74-02-120718	12/07/2018	Dining room air (1st Floor)	<0.099	<0.10	**0.14**	<0.099	<0.099	**0.26**	<0.14	<0.13	<0.13	--	--	--	--	--	--
13.74	13.74-03-120718	12/07/2018	Bathroom (master) air (2nd Floor)	<0.099	<0.10	**0.15**	<0.099	<0.099	**0.36**	<0.14	<0.13	<0.13	--	--	--	--	--	--
13.74	13.74-04-120718	12/07/2018	Bedroom air (2nd Floor)	<0.099	<0.10	**0.17**	<0.099	<0.099	**0.28**	<0.14	<0.13	<0.13	--	--	--	--	--	--
13.74	13.74-05-120718	12/07/2018	Living room (casita) air (1st Floor)	<0.099	<0.10	**0.10**	<0.099	<0.099	**1.4**	<0.14	<0.13	<0.13	--	--	--	--	--	--
13.74	13.74-SS-120718	12/07/2018	Garage sub-slab soil gas	<2.0	<2.0	<2.0	<2.0	<2.0	<3.4	<2.7	<2.7	<1.3	<100	--	--	--	--	--
13.74	13.74-AA-011819	01/18/2019	RESAMPLE Outdoor air	<0.099	<0.10	<0.10	<0.099	<0.099	<0.17	<0.14	<0.13	<0.13	--	--	--	--	--	--
13.74	13.74-01-011819	01/18/2019	RESAMPLE Family room air (1st Floor)	<0.099	<0.10	<0.10	<0.099	<0.099	<0.17	<0.14	<0.13	<0.13	--	--	--	--	--	--
13.74	13.74-11-011819	01/18/2019	RESAMPLE Family room air (1st Floor) (Duplicate)	<0.099	<0.10	<0.10	<0.099	<0.099	**0.23**	<0.14	<0.13	<0.13	--	--	--	--	--	--
13.74	13.74-02-011819	01/18/2019	RESAMPLE Dining room air (1st Floor)	<0.099	<0.10	<0.10	<0.099	<0.099	<0.17	<0.14	<0.13	<0.13	--	--	--	--	--	--
13.74	13.74-03-011819	01/18/2019	RESAMPLE Bathroom (master) air (2nd Floor)	<0.099	<0.10	**0.11**	<0.099	<0.099	<0.17	<0.14	<0.13	<0.13	--	--	--	--	--	--
13.74	13.74-04-011819	01/18/2019	RESAMPLE Bedroom air (2nd Floor)	<0.099	<0.10	**0.11**	<0.099	<0.099	<0.17	<0.14	<0.13	<0.13	--	--	--	--	--	--
13.74	13.74-05-011819	01/18/2019	RESAMPLE Living room (casita) air (1st Floor)	<0.099	<0.10	<0.10	<0.099	<0.099	**0.39**	<0.14	<0.13	<0.13	--	--	--	--	--	--
13.74	13.74-SS-011819	01/18/2019	RESAMPLE Garage sub-slab soil gas	<2.5	<2.5	<2.5	<2.5	<2.5	<4.2	<3.4	<3.3	<1.6	**942**	--	--	--	--	--
13.74	13.74-AA-081319	08/13/2019	RESAMPLE Outdoor air	<0.099	<0.10	<0.10	<0.099	<0.099	<0.17	<0.14	<0.13	<0.13	--	--	--	--	--	--
13.74	13.74-01-081319	08/13/2019	RESAMPLE Family room air (1st Floor)	<0.099	<0.10	<0.10	<0.099	<0.099	**1.0 J**	<0.14	<0.13	<0.13	--	--	--	--	--	--
13.74	13.74-11-081319	08/13/2019	RESAMPLE Family room air (1st Floor) (Duplicate)	<0.099	<0.10	<0.10	<0.099	<0.099	<0.17 UJ	<0.14	<0.13	<0.13	--	--	--	--	--	--
13.74	13.74-02-081319	08/13/2019	RESAMPLE Dining room air (1st Floor)	<0.099	<0.10	<0.10	<0.099	<0.099	<0.17	<0.14	<0.13	<0.13	--	--	--	--	--	--
13.74	13.74-03-081319	08/13/2019	RESAMPLE Bathroom (master) air (2nd Floor)	<0.099	<0.10	**0.12**	<0.099	<0.099	**0.26**	<0.14	<0.13	<0.13	--	--	--	--	--	--
13.74	13.74-04-081319	08/13/2019	RESAMPLE Bedroom air (2nd Floor)	<0.099	<0.10	**0.21**	<0.099	<0.099	<0.17	<0.14	<0.13	<0.13	--	--	--	--	--	--
13.74	13.74-05-081319	08/13/2019	RESAMPLE Living room (casita) air (1st Floor)	<0.099	<0.10	<0.10	<0.099	<0.099	**1.9**	<0.14	<0.13	<0.13	--	--	--	--	--	--
13.74	13.74-SS-081319	08/13/2019	RESAMPLE Garage sub-slab soil gas	<2.0	<2.0	<2.0	<2.0	<2.0	<3.4	<2.7	<2.7	<1.3	<250	--	--	--	--	--
13.74	13.74-AA-022620	02/26/2020	RESAMPLE Outdoor air	<0.099	<0.10	<0.10	<0.099	<0.099	<0.17	<0.14	<0.13	<0.13	--	--	--	--	--	--
13.74	13.74-01-022620	02/26/2020	RESAMPLE Family room air (1st Floor)	<0.099	<0.10	**0.1**	<0.099	<0.099	**0.25**	<0.14	<0.13	<0.13	--	--	--	--	--	--
13.74	13.74-11-022620	02/26/2020	RESAMPLE Family room air (1st Floor) (Duplicate)	<0.099	<0.10	<0.10	<0.099	<0.099	**0.33**	<0.14	<0.13	<0.13	--	--	--	--	--	--
13.74	13.74-02-022620	02/26/2020	RESAMPLE Dining room air (1st Floor)	<0.099	<0.10	**0.11**	<0.099	<0.099	**0.19**	<0.14	<0.13	<0.13	--	--	--	--	--	--
13.74	13.74-03-022620	02/26/2020	RESAMPLE Bathroom (master) air (2nd Floor)	<0.099	<0.10	**0.13**	<0.099	<0.099	**0.39**	<0.14	<0.13	<0.13	--	--	--	--	--	--
13.74	13.74-04-022620	02/26/2020	RESAMPLE Bedroom air (2nd Floor)	<0.099	<0.10	**0.14**	<0.099	<0.099	**0.22**	<0.14	<0.13	<0.13	--	--	--	--	--	--
13.74	13.74-05-022620	02/26/2020	RESAMPLE Living room (casita) air (1st Floor)	<0.099	<0.10	<0.10	<0.099	<0.099	**0.72**	<0.14	<0.13	<0.13	--	--	--	--	--	--
13.74	13.74-SS-022620	02/26/2020	RESAMPLE Garage sub-slab soil gas	<2.0	<2.0	<2.0	<2.0	<2.0	**3.5**	<2.7	<2.7	<1.3	<250	--	--	--	--	--
13.74	13.74-AA-072121	07/21/2021	RESAMPLE Outdoor air	<0.099	<0.10	<0.10	<0.099	<0.099	<0.17	<0.14	<0.13	<0.13	--	--	--	--	--	--
13.74	13.74-AA-102021	10/20/2021	RESAMPLE Outdoor air	<0.099	<0.10	<0.10	<0.099	<0.099	<0.17	<0.14	<0.13	<0.13	--	--	--	--	--	--
13.74	13.74-01-072121	07/21/2021	RESAMPLE Family room air (1st Floor)	<0.099	<0.10	<0.10	<0.099	<0.099	<0.17	<0.14	<0.13	<0.13	--	--	--	--	--	--
13.74	13.74-02-072121	07/21/2021	RESAMPLE Dining room air (1st Floor)	<0.099	<0.10	**0.17**	<0.099	<0.099	<0.17	<0.14	<0.13	<0.13	--	--	--	--	--	--
13.74	13.74-03-072121	07/21/2021	RESAMPLE Bathroom (master) air (2nd Floor)	<0.099	<0.10	<0.10	**0.36**	<0.099	<0.17	<0.14	**2.5**	<0.13	--	--	--	--	--	--
13.74	13.74-03-102021	10/20/2021	RESAMPLE Bathroom (master) air (2nd Floor)	<0.099	<0.10	<0.10	<0.099	<0.099	<0.17	<0.14	<0.13	<0.13	--	--	--	--	--	--
13.74	13.74-04-072121	07/21/2021	RESAMPLE Bedroom air (2nd Floor)	<0.099	<0.10	<0.10	<0.099	<0.099	<0.17	<0.14	<0.13	<0.13	--	--	--	--	--	--
13.74	13.74-05-072121	07/21/2021	RESAMPLE Living room (casita) air (1st Floor)	<0.099	<0.10	<0.10	<0.099	<0.099	<0.17	<0.14	<0.13	<0.13	--	--	--	--	--	--
13.74	13.74-BT-102021	10/20/2021	RESAMPLE Bathroom (master-bathtub drain) air (2nd Floor)	<0.099	<0.10	<0.10	<0.099	<0.099	<0.17	<0.14	<0.13	<0.13	--	--	--	--	--	--
13.74	13.74-SS-072121	07/21/2021	RESAMPLE Garage sub-slab soil gas	<2.0	<2.0	<2.0	<2.0	<2.0	<3.4	<2.7	<2.7	<1.3	<250	--	--	--	--	--
13.75	13.75-AA-120518	12/05/2018	Outdoor air	<0.099	<0.10	**0.12**	<0.099	<0.099	<0.17	<0.14	<0.13	<0.13	--	--	--	--	--	--
13.75	13.75-01-120518	12/05/2018	Family room air (1st Floor)	<0.099	<0.10	**0.15**	<0.099	<0.099	**0.24**	<0.14	<0.13	<0.13	--	--	--	--	--	--
13.75	13.75-11-120518	12/05/2018	Family room air (1st Floor) (Duplicate)	<0.099	<0.10	**0.15**	<0.099	<0.099	**0.29**	<0.14	<0.13	<0.13	--	--	--	--	--	--
13.75	13.75-02-120518	12/05/2018	Bathroom air (1st Floor)	<0.099	<0.10	**0.15**	<0.099	<0.099	**0.30**	<0.14	<0.13	<0.13	--	--	--	--	--	--
13.75	13.75-03-120518	12/05/2018	Bathroom air (2nd Floor)	<0.099	<0.10	**0.21**	<0.099	<0.099	**0.39**	<0.14	<0.13	<0.13	--	--	--	--	--	--
13.75	13.75-04-120518	12/05/2018	Bedroom air (2nd Floor)	<0.099	<0.10	**0.19**	<0.099	<0.099	**0.44**	<0.14	<0.13	<0.13	--	--	--	--	--	--
13.75	13.75-SS-120518	12/05/2018	Garage sub-slab soil gas	<2.0	<2.0	<2.0	<2.0	<2.0	<3.4	<2.7	<2.7	<1.3	<100	--	--	--	--	--
13.75	13.75-AA-061819	06/18/2019	RESAMPLE Outdoor air	<0.099	<0.10	<0.10	<0.099	<0.099	<0.17	<0.14	<0.13	<0.13	--	--	--	--	--	--
13.75	13.75-01-061819	06/18/2019	RESAMPLE Family room air (1st Floor)	<0.099	<0.10	**0.11**	<0.099	<0.099	<0.17	<0.14	**0.2**	<0.13	--	--	--	--	--	--
13.75	13.75-11-061819	06/18/2019	RESAMPLE Family room air (1st Floor) (Duplicate)	<0.099	**0.16**	<0.10	<0.099	<0.099	<0.17	<0.14	<0.13	<0.13	--	--	--	--	--	--
13.75	13.75-02-061819	06/18/2019	RESAMPLE Bathroom air (1st Floor)	<0.099	<0.10	<0.10	<0.099	<0.099	<0.17	<0.14	<0.13	<0.13	--	--	--	--	--	--
13.75	13.75-03-061819	06/18/2019	RESAMPLE Bathroom air (2nd Floor)	<0.099	<0.10	**0.18**	<0.099	<0.099	**0.17**	<0.14	<0.13	<0.13	--	--	--	--	--	--
13.75	13.75-04-061819	06/18/2019	RESAMPLE Bedroom air (2nd Floor)	<0.099	<0.10	**0.1**	<0.099	<0.099	**0.33**	<0.14	<0.13	<0.13	--	--	--	--	--	--
13.75	13.75-SS-061819	06/18/2019	RESAMPLE Garage sub-slab soil gas	<2.5	<2.5	<2.5	<2.5	<2.5	<4.2	<3.4	<3.3	<1.6	<100	--	--	--	--	--
13.77	13.77-AA-051019	05/10/2019	Outdoor air	<0.099	<0.10	<0.10	<0.099	<0.099	<0.17	<0.14	<0.13	<0.13	--	--	--	--	--	--
13.77	13.77-01-051019	05/10/2019	Living room air (1st Floor)	<0.099	<0.10	**0.43**	<0.099	<0.099	**0.25**	<0.14	<0.13	<0.13	--	--	--	--	--	--
13.77	13.77-11-051019	05/10/2019	Living room air (1st Floor) (Duplicate)	<0.099	<0.10	**0.45**	<0.099	<0.099	**0.24**	<0.14	<0.13	<0.13	--	--	--	--	--	--
13.77	13.77-02-051019	05/10/2019	Bathroom air (1st Floor)	<0.099	<0.10	**0.44**	<0.099	<0.099	**0.31**	<0.14	<0.13	<0.13	--	--	--	--	--	--

TABLE A-6

HISTORICAL RESIDENTIAL INDOOR AIR AND SOIL GAS SAMPLING RESULTS
Former Ford Aeronutronic Facility
Newport Beach, California

Building ID	Sample ID	Date [2]	Location Description	Volatile Organic Compounds [1] (µg/m³)									Leak Detection Compounds [1]					
				1,1-DCE	1,1-DCA	1,2-DCA	cis-1,2-DCE	trans-1,2-DCE	PCE	1,1,1-TCA	TCE	Vinyl Chloride	Helium (ppmv)	Heptane (µg/m³)	Hexane (µg/m³)	Pentane (µg/m³)	TFA (µg/m³)	DFA (µg/m³)
13.77	13.77-03-051019	05/10/2019	Family room air (1st Floor)	<0.099 UJ	<0.10 UJ	**0.46 J**	<0.099 UJ	<0.099 UJ	**0.33 J**	<0.14 UJ	<0.13 UJ	<0.13 UJ	--	--	--	--	--	--
13.77	13.77-04-051019	05/10/2019	Bedroom (master) air (2nd Floor)	<0.099	<0.10	**2.4**	<0.099	<0.099	**0.32**	<0.14	<0.13	<0.13	--	--	--	--	--	--
13.77	13.77-SS-051019	05/10/2019	Garage sub-slab soil gas	<2.0	<2.0	<2.0	<2.0	<2.0	**26**	<2.7	**6.1**	<1.3	<100	--	--	--	--	--
13.77	13.77-AA-011720	01/17/2020	RESAMPLE Outdoor air	<0.099 UJ	<0.10 UJ	<0.10 UJ	<0.099 UJ	<0.099 UJ	<0.17 UJ	<0.14 UJ	<0.13 UJ	<0.13 UJ	--	--	--	--	--	--
13.77	13.77-01-011720	01/17/2020	RESAMPLE Living room air (1st Floor)	<0.099	<0.10	**0.27**	<0.099	<0.099	<0.17	<0.14	<0.13	<0.13	--	--	--	--	--	--
13.77	13.77-02-011720	01/17/2020	RESAMPLE Bathroom air (1st Floor)	<0.099	<0.10	**0.25**	<0.099	<0.099	<0.17	<0.14	<0.13	<0.13	--	--	--	--	--	--
13.77	13.77-03-011720	01/17/2020	RESAMPLE Family room air (1st Floor)	<0.099	<0.10	**0.19**	<0.099	<0.099	<0.17	<0.14	<0.13	<0.13	--	--	--	--	--	--
13.77	13.77-04-011720	01/17/2020	RESAMPLE Bedroom (master) air (2nd Floor)	<0.099 UJ	<0.10 UJ	**0.74 J**	<0.099 UJ	<0.099 UJ	<0.17 UJ	<0.14 UJ	<0.13 UJ	<0.13 UJ	--	--	--	--	--	--
13.77	13.77-SS-011720	01/17/2020	RESAMPLE Garage sub-slab soil gas	<2.5	<2.5	<2.5	<2.5	<2.5	**28**	<3.4	**4.3**	<1.6	<250	--	--	--	--	--
13.77	13.77-SS1-011720	01/17/2020	RESAMPLE Garage sub-slab soil gas (Duplicate)	<3.1	<3.1	<3.1	<3.1	<3.1	**37**	<4.2	**4.3**	<2.0	<250	--	--	--	--	--
13.78	13.78-AA-041019	04/10/2019	Outdoor air	<0.099	<0.10	<0.10	<0.099	<0.099	<0.17	<0.14	<0.13	<0.13	--	--	--	--	--	--
13.78	13.78-01-041019 [7]	04/10/2019	Dining room air (1st Floor)	<0.16	<0.16	<0.16	<0.16	<0.16	<0.27	<0.22	<0.22	<0.21	--	--	--	--	--	--
13.78	13.78-02-041019	04/10/2019	Bathroom air (1st Floor)	<0.099	<0.10	**0.18**	<0.099	<0.099	<0.17	<0.14	<0.13	<0.13	--	--	--	--	--	--
13.78	13.78-03-041019	04/10/2019	Bedroom (master) air (1st Floor)	<0.099	<0.10	<0.10	<0.099	<0.099	<0.17	<0.14	<0.13	<0.13	--	--	--	--	--	--
13.78	13.78-04-041019	04/10/2019	Bedroom air (2nd Floor)	<0.099	<0.10	**0.12**	<0.099	<0.099	<0.17	<0.14	<0.13	<0.13	--	--	--	--	--	--
13.78	13.78-SS-041019	04/10/2019	Garage sub-slab soil gas	<3.4	<3.5	<3.5	<3.4	<3.4	**71**	<4.7	**12**	<2.2	<173	--	--	--	--	--
13.78	13.78-SS11-041019	04/10/2019	Garage sub-slab soil gas (Duplicate)	<2.0	<2.0	<2.0	<2.0	<2.0	**73**	<2.7	**13**	<1.3	<100	--	--	--	--	--
13.79	13.79-AA-010419	01/04/2019	Outdoor air	<0.099	<0.10	<0.10	<0.099	<0.099	<0.17	<0.14	<0.13	<0.13	--	--	--	--	--	--
13.79	13.79-01-010419	01/04/2019	Family room air (1st Floor)	<0.099	<0.10	**0.29**	<0.099	<0.099	<0.17	<0.14	<0.13	<0.13	--	--	--	--	--	--
13.79	13.79-11-010419	01/04/2019	Family room air (1st Floor) (Duplicate)	<0.099	<0.10	**0.27**	<0.099	<0.099	<0.17	<0.14	<0.13	<0.13	--	--	--	--	--	--
13.79	13.79-02-010419	01/04/2019	Bathroom air (1st Floor)	<0.099	<0.10	**0.34**	<0.099	<0.099	<0.17	<0.14	<0.13	<0.13	--	--	--	--	--	--
13.79	13.79-03-010419	01/04/2019	Bedroom (master) air (2nd Floor)	<0.17	<0.17	**0.34**	<0.17	<0.17	<0.29	<0.23	<0.23	<0.22	--	--	--	--	--	--
13.79	13.79-04-010419	01/04/2019	Bathroom air (2nd Floor)	<0.099	<0.10	**0.52**	<0.099	<0.099	<0.17	<0.14	<0.13	<0.13	--	--	--	--	--	--
13.79	13.79-PSG-N-5-010319	01/03/2019	Perimeter soil gas (North)	**25**	<2.0	<2.0	<2.0	<2.0	**170**	<2.7	**260**	<1.3	<100	--	--	--	--	--
13.79	13.79-PSG-N-15-010319	01/03/2019	Perimeter soil gas (North)	**35**	<2.0	<2.0	<2.0	<2.0	**610**	<2.7	**1,100**	<1.3	<100	--	--	--	--	--
13.79	13.79-AA-061419	06/14/2019	RESAMPLE Outdoor air	<0.099	<0.10	<0.10	<0.099	<0.099	<0.17	<0.14	<0.13	<0.13	--	--	--	--	--	--
13.79	13.79-01-061419	06/14/2019	RESAMPLE Family room air (1st Floor)	<0.099	<0.10	**0.1**	<0.099	<0.099	<0.17	<0.14	<0.13	<0.13	--	--	--	--	--	--
13.79	13.79-02-061419	06/14/2019	RESAMPLE Bathroom air (1st Floor)	<0.099	<0.10	**0.13**	<0.099	<0.099	<0.17	<0.14	<0.13	<0.13	--	--	--	--	--	--
13.79	13.79-03-061419	06/14/2019	RESAMPLE Bedroom (master) air (2nd Floor)	<0.099	**0.14**	**0.39**	<0.099	<0.099	<0.17	<0.14	<0.13	<0.13	--	--	--	--	--	--
13.79	13.79-04-061419	06/14/2019	RESAMPLE Bathroom air (2nd Floor)	<0.099	<0.10	**0.5**	<0.099	<0.099	<0.17	<0.14	<0.13	<0.13	--	--	--	--	--	--
13.79	13.79-PSG1-N-5-061419	06/14/2019	Perimeter soil gas (North)	**23 J**	<2.0	<2.0	**2.8**	<2.0	**610**	<2.7	**440**	<1.3	**176**	--	--	--	--	--
13.79	13.79-PSG11-N-5-061419	06/14/2019	Perimeter soil gas (North) (Duplicate)	**17 J**	<2.0	<2.0	<2.0	<2.0	**550**	<2.7	**430**	<1.3	**171**	--	--	--	--	--
13.79	13.79-PSG-N-15-061419	06/14/2019	Perimeter soil gas (North)	**18**	<2.1	<2.1	<2.0	<2.0	**570**	<2.8	**460**	<1.3	<100	--	--	--	--	--
13.79	13.79-PSG-N-15-051922	05/19/2022	Perimeter soil gas (North)	**21**	<2.0	<2.0	<2.0	<2.0	**580**	<2.7	**510**	<1.3	<250	--	--	--	--	--
13.80	13.80-AA-022019	02/20/2019	Outdoor air	<0.099	<0.10	<0.10	<0.099	<0.099	<0.17	<0.14	<0.13	<0.13	--	--	--	--	--	--
13.80	13.80-01-022019	02/20/2019	Family room air (1st Floor)	<0.099	<0.10	**0.79**	<0.099	<0.099	<0.17	<0.14	<0.13	<0.13	--	--	--	--	--	--
13.80	13.80-11-022019	02/20/2019	Family room air (1st Floor) (Duplicate)	<0.099	<0.10	**0.82**	<0.099	<0.099	<0.17	<0.14	<0.13	<0.13	--	--	--	--	--	--
13.80	13.80-02-022019	02/20/2019	Bathroom air (1st floor)	<0.099	<0.10	**0.74**	<0.099	<0.099	**0.25**	<0.14	<0.13	<0.13	--	--	--	--	--	--
13.80	13.80-03-022019	02/20/2019	Bedroom (front) air (2nd Floor)	<0.099	<0.10	**0.71**	<0.099	<0.099	<0.17	<0.14	<0.13	<0.13	--	--	--	--	--	--
13.80	13.80-04-022019	02/20/2019	Bedroom (back) air (2nd floor)	<0.099	<0.10	**0.59**	<0.099	<0.099	<0.17	<0.14	<0.13	<0.13	--	--	--	--	--	--
13.80	13.80-SS-022019	02/20/2019	Garage sub-slab soil gas	<2.0	<2.0	<2.0	<2.0	<2.0	**3.7**	<2.7	<2.7	<1.3	**174**	--	--	--	--	--
13.80	13.80-AA-083019	08/30/2019	RESAMPLE Outdoor air	<0.099	<0.10	<0.10	<0.099	<0.099	<0.17	<0.14	<0.13	<0.13	--	--	--	--	--	--
13.80	13.80-01-083019	08/30/2019	RESAMPLE Family room air (1st Floor)	<0.099	<0.10	**0.72**	<0.099	<0.099	<0.17	<0.14	<0.13	<0.13	--	--	--	--	--	--
13.80	13.80-02-083019	08/30/2019	RESAMPLE Bathroom air (1st Floor)	<0.099	<0.10	**0.35**	<0.099	<0.099	<0.17	<0.14	<0.13	<0.13	--	--	--	--	--	--
13.80	13.80-03-083019	08/30/2019	RESAMPLE Bedroom (front) air (2nd Floor)	<0.099	<0.10	**0.17**	<0.099	<0.099	<0.17	<0.14	<0.13	<0.13	--	--	--	--	--	--
13.80	13.80-04-083019	08/30/2019	RESAMPLE Bedroom (back) air (2nd Floor)	<0.099	<0.10	<0.10	<0.099	<0.099	<0.17	<0.14	<0.13	<0.13	--	--	--	--	--	--
13.80	13.80-SS-083019	08/30/2019	RESAMPLE Garage sub-slab soil gas	<2.0	<2.0	<2.0	<2.0	<2.0	**7.3 J**	<2.7	<2.7	<1.3	<250	--	--	--	--	--
13.80	13.80-SS1-083019	08/30/2019	RESAMPLE Garage sub-slab soil gas (Duplicate)	<2.0	<2.0	<2.0	<2.0	<2.0	<3.4 UJ	<2.7	<2.7	<1.3	<250	--	--	--	--	--
13.80	13.80-SS-050622	05/06/2022	RESAMPLE Garage sub-slab soil gas	<2.0	<2.0	<2.0	<2.0	<2.0	**5.5**	<2.7	<2.7	<1.3	**420**	--	--	--	--	--
13.82	13.82-AA-051019	05/10/2019	Outdoor air	<0.099	<0.10	<0.10	<0.099	<0.099	<0.17	<0.14	<0.13	<0.13	--	--	--	--	--	--
13.82	13.82-01-051019	05/10/2019	Living room air (1st Floor)	<0.099	<0.10	<0.10	<0.099	<0.099	**0.26**	<0.14	<0.13	<0.13	--	--	--	--	--	--
13.82	13.82-02-051019	05/10/2019	Bathroom air (1st Floor)	<0.099	<0.10	<0.10	<0.099	<0.099	**0.26**	<0.14	<0.13	<0.13	--	--	--	--	--	--
13.82	13.82-03-051019	05/10/2019	Family room air (1st Floor)	<0.099	<0.10	<0.10	<0.099	<0.099	**0.24**	<0.14	<0.13	<0.13	--	--	--	--	--	--
13.82	13.82-04-051019	05/10/2019	Bedroom (master) air (2nd Floor)	<0.099	<0.10	<0.10	<0.099	<0.099	**0.18**	<0.14	<0.13	<0.13	--	--	--	--	--	--
13.82	13.82-SS-051019	05/10/2019	Garage sub-slab soil gas	<2.0	<2.0	<2.0	<2.0	<2.0	**12**	<2.7	<2.7	<1.3	**301**	--	--	--	--	--
13.83	13.83-AA-113018	11/30/2018	Outdoor air	<0.099	<0.10	<0.10	<0.099	<0.099	<0.17	<0.14	<0.13	<0.13	--	--	--	--	--	--

TABLE A-6

HISTORICAL RESIDENTIAL INDOOR AIR AND SOIL GAS SAMPLING RESULTS
Former Ford Aeronutronic Facility
Newport Beach, California

Building ID	Sample ID	Date [2]	Location Description	Volatile Organic Compounds [1] (µg/m³)									Leak Detection Compounds [1]					
				1,1-DCE	1,1-DCA	1,2-DCA	cis-1,2-DCE	trans-1,2-DCE	PCE	1,1,1-TCA	TCE	Vinyl Chloride	Helium (ppmv)	Heptane (µg/m³)	Hexane (µg/m³)	Pentane (µg/m³)	TFA (µg/m³)	DFA (µg/m³)
13.83	13.83-01-113018	11/30/2018	Family room air (1st Floor)	<0.099	<0.10	**0.13**	<0.099	<0.099	**0.36**	<0.14	<0.13	<0.13	--	--	--	--	--	--
13.83	13.83-11-113018	11/30/2018	Family room air (1st Floor) (Duplicate)	<0.099	<0.10	**0.13**	<0.099	<0.099	**0.37**	<0.14	<0.13	<0.13	--	--	--	--	--	--
13.83	13.83-02-113018	11/30/2018	Bathroom air (1st Floor)	<0.099	<0.10	**0.15**	<0.099	<0.099	**0.25**	<0.14	<0.13	<0.13	--	--	--	--	--	--
13.83	13.83-03-113018	11/30/2018	Bedroom air (2nd Floor)	<0.099	<0.10	**0.13**	<0.099	<0.099	**0.22**	<0.14	<0.13	<0.13	--	--	--	--	--	--
13.83	13.83-04-113018	11/30/2018	Bedroom (office) air (2nd Floor)	<0.099	<0.10	**0.12**	<0.099	<0.099	**0.21**	<0.14	<0.13	<0.13	--	--	--	--	--	--
13.83	13.83-SS-113018	11/30/2018	Garage sub-slab soil gas	<2.0	<2.0	<2.0	<2.0	<2.0	<3.4	<2.7	<2.7	<1.3	<100	--	--	--	--	--
13.83	13.83-AA-080219	08/02/2019	RESAMPLE Outdoor air	<0.099	<0.10	<0.10	<0.099	<0.099	<0.17	<0.14	<0.13	<0.13	--	--	--	--	--	--
13.83	13.83-01-080219	08/02/2019	RESAMPLE Family room air (1st Floor)	<0.099	<0.10	<0.10	<0.099	<0.099	<0.17	<0.14	<0.13	<0.13	--	--	--	--	--	--
13.83	13.83-11-080219	08/02/2019	RESAMPLE Family room air (1st Floor) (Duplicate)	<0.099	<0.10	<0.10	<0.099	<0.099	**0.24**	<0.14	<0.13	<0.13	--	--	--	--	--	--
13.83	13.83-02-080219	08/02/2019	RESAMPLE Bathroom air (1st Floor)	<0.099	<0.10	<0.10	<0.099	<0.099	<0.17	<0.14	<0.13	<0.13	--	--	--	--	--	--
13.83	13.83-03-080219	08/02/2019	RESAMPLE Bedroom air (2nd Floor)	<0.099	<0.10	<0.10	<0.099	<0.099	<0.17	<0.14	<0.13	<0.13	--	--	--	--	--	--
13.83	13.83-04-080219	08/02/2019	RESAMPLE Bedroom (office) air (2nd Floor)	<0.099	<0.10	<0.10	<0.099	<0.099	<0.17	<0.14	<0.13	<0.13	--	--	--	--	--	--
13.83	13.83-SS-080219	08/02/2019	RESAMPLE Garage sub-slab soil gas	<2.0	<2.0	**2.8**	<2.0	<2.0	<3.4	<2.7	<2.7	<1.3	<250	--	--	--	--	--
13.83	13.83-SS-052022	05/20/2022	RESAMPLE Garage sub-slab soil gas	<2.0	<2.0	<2.0	<2.0	<2.0	<3.4	<2.7	<2.7	<1.3	<250	--	--	--	--	--
13.84	13.84-AA-101118	10/11/2018	Outdoor air	<0.099	<0.10	<0.10	<0.099	<0.099	<0.17	<0.14	<0.13	<0.13	--	--	--	--	--	--
13.84	13.84-01-101118	10/11/2018	Living room air (1st Floor)	<0.11	<0.11	**0.15**	<0.11	<0.11	<0.18	<0.15	<0.15	<0.14	--	--	--	--	--	--
13.84	13.84-11-101118	10/11/2018	Living room air (1st Floor) (Duplicate)	<0.10	<0.11	**0.14**	<0.10	<0.10	<0.18	<0.14	<0.14	<0.13	--	--	--	--	--	--
13.84	13.84-02-101118	10/11/2018	Bathroom air (1st Floor)	<0.10	<0.10	**0.12**	<0.10	<0.10	<0.17	<0.14	<0.14	<0.13	--	--	--	--	--	--
13.84	13.84-03-101118	10/11/2018	Bedroom (master) air (2nd Floor)	<0.099	<0.10	**0.13**	<0.099	<0.099	<0.17	<0.14	<0.13	<0.13	--	--	--	--	--	--
13.84	13.84-04-101118	10/11/2018	Bedroom air (2nd Floor)	<0.12	<0.12	**1.3**	<0.12	<0.12	<0.20	<0.16	<0.16	<0.15	--	--	--	--	--	--
13.84	13.84-SS-101118	10/11/2018	Garage sub-slab soil gas	<2.0	<2.0	<2.0	<2.0	<2.0	**5.6**	<2.8	<2.7	<1.3	<250	--	--	--	--	--
13.84	13.84-AA-080919	08/09/2019	RESAMPLE Outdoor air	<0.099	<0.10	<0.10	<0.099	<0.099	<0.17	<0.14	<0.13	<0.13	--	--	--	--	--	--
13.84	13.84-01-080919	08/09/2019	RESAMPLE Living room air (1st Floor)	<0.099	<0.10	**0.13**	<0.099	<0.099	<0.17	<0.14	<0.13	<0.13	--	--	--	--	--	--
13.84	13.84-02-080919	08/09/2019	RESAMPLE Bathroom air (1st Floor)	<0.099	<0.10	<0.10	<0.099	<0.099	<0.17	<0.14	<0.13	<0.13	--	--	--	--	--	--
13.84	13.84-03-080919	08/09/2019	RESAMPLE Bedroom (master) air (2nd Floor)	<0.099	<0.10	<0.10	<0.099	<0.099	<0.17	<0.14	<0.13	<0.13	--	--	--	--	--	--
13.84	13.84-04-080919	08/09/2019	RESAMPLE Bedroom air (2nd Floor)	<0.099	<0.10	**0.38**	<0.099	<0.099	<0.17	<0.14	<0.13	<0.13	--	--	--	--	--	--
13.84	13.84-SS-080919	08/09/2019	RESAMPLE Garage sub-slab soil gas	<2.0	<2.0	<2.0	<2.0	<2.0	<3.4	<2.7	<2.7	<1.3	<250	--	--	--	--	--
13.85	13.85-AA-022219	02/22/2019	Outdoor air	<0.099	<0.10	<0.10	<0.099	<0.099	<0.17	<0.14	<0.13	<0.13	--	--	--	--	--	--
13.85	13.85-01-022219	02/22/2019	Family room air (1st Floor)	<0.099	<0.10	**0.11**	<0.099	<0.099	<0.17	<0.14	<0.13	<0.13	--	--	--	--	--	--
13.85	13.85-11-022219	02/22/2019	Family room air (1st Floor) (Duplicate)	<0.099	<0.10	**0.11**	<0.099	<0.099	<0.17	<0.14	<0.13	<0.13	--	--	--	--	--	--
13.85	13.85-02-022219	02/22/2019	Bathroom air (1st Floor)	<0.099	<0.10	**0.11**	<0.099	<0.099	<0.17	<0.14	<0.13	<0.13	--	--	--	--	--	--
13.85	13.85-03-022219	02/22/2019	Bedroom (master) air (2nd Floor)	<0.099	<0.10	**0.23**	<0.099	<0.099	<0.17	<0.14	<0.13	<0.13	--	--	--	--	--	--
13.85	13.85-04-022219	02/22/2019	Bedroom air (2nd Floor)	<0.099	<0.10	**0.13**	<0.099	<0.099	<0.17	<0.14	<0.13	<0.13	--	--	--	--	--	--
13.85	13.85-05-022219	02/22/2019	Garage air (1st Floor)	<0.099	<0.10	<0.10	<0.099	<0.099	<0.17	<0.14	<0.13	<0.13	--	--	--	--	--	--
13.85	13.85-06-022219	02/22/2019	Bathroom (casita) air (1st Floor)	<0.099	<0.10	<0.10	<0.099	<0.099	<0.17	<0.14	<0.13	<0.13	--	--	--	--	--	--
13.85	13.85-SS-022219	02/22/2019	Garage sub-slab soil gas	<2.0	<2.0	<2.0	<2.0	<2.0	<3.4	<2.7	<2.7	<1.3	**795**	--	--	--	--	--
13.88	13.88-AA-050819	05/08/2019	Outdoor air	<0.099	<0.10	<0.10	<0.099	<0.099	<0.17	<0.14	<0.13	<0.13	--	--	--	--	--	--
13.88	13.88-01-050819	05/08/2019	Family room air (1st Floor)	<0.099	<0.10	**0.67**	<0.099	<0.099	**0.21**	<0.14	<0.13	<0.13	--	--	--	--	--	--
13.88	13.88-11-050819	05/08/2019	Family room air (1st Floor) (Duplicate)	<0.099	<0.10	**0.71**	<0.099	<0.099	**0.22**	<0.14	<0.13	<0.13	--	--	--	--	--	--
13.88	13.88-02-050819	05/08/2019	Bathroom air (1st Floor)	<0.099	<0.10	**0.64**	<0.099	<0.099	**0.17**	<0.14	<0.13	<0.13	--	--	--	--	--	--
13.88	13.88-03-050819	05/08/2019	Kitchen air (1st Floor)	<0.099	<0.10	**1**	<0.099	<0.099	<0.17	<0.14	<0.13	<0.13	--	--	--	--	--	--
13.88	13.88-04-050819	05/08/2019	Bedroom (master) air (2nd Floor)	<0.099	<0.10	**0.55**	<0.099	<0.099	<0.17	<0.14	<0.13	<0.13	--	--	--	--	--	--
13.88	13.88-SS-050819	05/08/2019	Garage sub-slab soil gas	<2.0	<2.0	<2.0	<2.0	<2.0	<3.4	<2.7	<2.7	<1.3	**158**	--	--	--	--	--
13.88	13.88-AA-012220	01/22/2020	RESAMPLE Outdoor air	<0.099	<0.10	<0.10	<0.099	<0.099	<0.17	<0.14	<0.13	<0.13	--	--	--	--	--	--
13.88	13.88-01-012220	01/22/2020	RESAMPLE Family room air (1st Floor)	<0.099	<0.10	**0.86**	<0.099	<0.099	**0.21**	<0.14	<0.13	<0.13	--	--	--	--	--	--
13.88	13.88-02-012220	01/22/2020	RESAMPLE Bathroom air (1st Floor)	<0.099	<0.10	**0.69**	<0.099	<0.099	**0.21**	<0.14	<0.13	<0.13	--	--	--	--	--	--
13.88	13.88-03-012220	01/22/2020	RESAMPLE Kitchen air (1st Floor)	<0.099	<0.10	**1**	<0.099	<0.099	**0.24**	<0.14	<0.13	<0.13	--	--	--	--	--	--
13.88	13.88-04-012220	01/22/2020	RESAMPLE Bedroom (master) air (2nd Floor)	<0.099	<0.10	**0.95**	<0.099	<0.099	**0.33**	<0.14	<0.13	<0.13	--	--	--	--	--	--
13.88	13.88-SS-012220	01/22/2020	RESAMPLE Garage sub-slab soil gas	<2.0 R	<2.0 R	<2.0 R	<2.0 R	<2.0 R	<3.4 R	<2.7 R	<2.7 R	<1.3 R	**180,000**	--	--	--	--	--
13.88	13.88-SS1-012220	01/22/2020	RESAMPLE Garage sub-slab soil gas (Duplicate)	<2.0 R	<2.0 R	<2.0 R	<2.0 R	<2.0 R	<3.4 R	<2.7 R	<2.7 R	<1.3 R	**200,000**	--	--	--	--	--
13.88	13.88-SS-020420	02/04/2020	RESAMPLE Garage sub-slab soil gas	<2.0	<2.0	<2.0	<2.0	<2.0	**11**	<2.7	<2.7	<1.3	<250	--	--	--	--	--
13.90	13.90-AA-012319	01/23/2019	Outdoor air	<0.099	<0.10	<0.10	<0.099	<0.099	<0.17	<0.14	<0.13	<0.13	--	--	--	--	--	--
13.90	13.90-01-012319	01/23/2019	Family room air (1st Floor)	<0.099	<0.10	<0.10	<0.099	<0.099	<0.17	<0.14	<0.13	<0.13	--	--	--	--	--	--
13.90	13.90-11-012319	01/23/2019	Family room air (1st Floor) (Duplicate)	<0.099	<0.10	**0.10**	<0.099	<0.099	<0.17	<0.14	<0.13	<0.13	--	--	--	--	--	--
13.90	13.90-02-012319	01/23/2019	Bathroom air (1st Floor)	<0.099	<0.10	<0.10	<0.099	<0.099	<0.17	<0.14	<0.13	<0.13	--	--	--	--	--	--
13.90	13.90-03-012319	01/23/2019	Bedroom (master) air (2nd Floor)	<0.099	<0.10	**0.11**	<0.099	<0.099	<0.17	<0.14	<0.13	<0.13	--	--	--	--	--	--

TABLE A-6

HISTORICAL RESIDENTIAL INDOOR AIR AND SOIL GAS SAMPLING RESULTS
Former Ford Aeronutronic Facility
Newport Beach, California

Building ID	Sample ID	Date [2]	Location Description	Volatile Organic Compounds [1] (µg/m³)									Leak Detection Compounds [1]					
				1,1-DCE	1,1-DCA	1,2-DCA	cis-1,2-DCE	trans-1,2-DCE	PCE	1,1,1-TCA	TCE	Vinyl Chloride	Helium (ppmv)	Heptane (µg/m³)	Hexane (µg/m³)	Pentane (µg/m³)	TFA (µg/m³)	DFA (µg/m³)
13.90	13.90-04-012319	01/23/2019	Bedroom air (2nd Floor)	<0.099	<0.10	**0.14**	<0.099	<0.099	<0.17	<0.14	<0.13	<0.13	--	--	--	--	--	--
13.90	13.90-SS-012319	01/23/2019	Garage sub-slab soil gas	<2.0	<2.0	<2.0	<2.0	<2.0	<3.4	<2.7	<2.7	<1.3	<100	--	--	--	--	--
13.90	13.90-AA-072419	07/24/2019	RESAMPLE Outdoor air	<0.099	<0.10	<0.10	<0.099	<0.099	<0.17	<0.14	<0.13	<0.13	--	--	--	--	--	--
13.90	13.90-01-072419	07/24/2019	RESAMPLE Family room air (1st Floor)	<0.099	<0.10	<0.10	<0.099	<0.099	<0.17	<0.14	<0.13	<0.13	--	--	--	--	--	--
13.90	13.90-11-072419	07/24/2019	RESAMPLE Family room air (1st Floor) (Duplicate)	<0.099	<0.10	<0.10	<0.099	<0.099	<0.17	<0.14	<0.13	<0.13	--	--	--	--	--	--
13.90	13.90-02-072419	07/24/2019	RESAMPLE Bathroom air (1st Floor)	<0.099	<0.10	**0.11**	<0.099	<0.099	<0.17	<0.14	<0.13	<0.13	--	--	--	--	--	--
13.90	13.90-03-072419	07/24/2019	RESAMPLE Bedroom (master) air (2nd Floor)	<0.099	<0.10	<0.10	<0.099	<0.099	<0.17	<0.14	<0.13	<0.13	--	--	--	--	--	--
13.90	13.90-04-072419	07/24/2019	RESAMPLE Bedroom air (2nd Floor)	<0.099	<0.10	**0.14**	<0.099	<0.099	<0.17	<0.14	<0.13	<0.13	--	--	--	--	--	--
13.90	13.90-SS-072419	07/24/2019	RESAMPLE Garage sub-slab soil gas	<2.1	<2.1	<2.1	<2.1	<2.1	<3.6	<2.9	<2.8	<1.3	<250	--	--	--	--	--
13.91	13.91-AA-112818	11/28/2018	Outdoor air	<0.099	<0.10	<0.10	<0.099	<0.099	<0.17	<0.14	<0.13	<0.13	--	--	--	--	--	--
13.91	13.91-01-112818	11/28/2018	Family room air (1st Floor)	<0.099	<0.10	**0.15**	<0.099	<0.099	<0.17	<0.14	<0.13	<0.13	--	--	--	--	--	--
13.91	13.91-02-112818	11/28/2018	Bathroom air (1st Floor)	<0.099	<0.10	**0.14**	<0.099	<0.099	<0.17	<0.14	<0.13	<0.13	--	--	--	--	--	--
13.91	13.91-03-112818	11/28/2018	Bedroom (master) air (2nd Floor)	<0.099	<0.10	**0.14**	<0.099	<0.099	**0.18**	<0.14	<0.13	<0.13	--	--	--	--	--	--
13.91	13.91-04-112818	11/28/2018	Bedroom air (2nd Floor)	<0.099	<0.10	**0.12**	<0.099	<0.099	<0.17	<0.14	<0.13	<0.13	--	--	--	--	--	--
13.91	13.91-SS-112818	11/28/2018	Garage sub-slab soil gas	<2.1	<2.1	<2.1	<2.1	<2.1	<3.5	<2.8	**27**	<1.3	<100	--	--	--	--	--
13.91	13.91-AA-060719	06/07/2019	RESAMPLE Outdoor air	<0.099	<0.10	<0.10	<0.099	<0.099	<0.17	<0.14	<0.13	<0.13	--	--	--	--	--	--
13.91	13.91-01-060719	06/07/2019	RESAMPLE Family room air (1st Floor)	<0.099	<0.10	**0.16**	<0.099	<0.099	**0.26**	<0.14	<0.13	<0.13	--	--	--	--	--	--
13.91	13.91-11-060719	06/07/2019	RESAMPLE Family room air (1st Floor) (Duplicate)	<0.099	<0.10	**0.16**	<0.099	<0.099	**0.27**	<0.14	<0.13	<0.13	--	--	--	--	--	--
13.91	13.91-02-060719	06/07/2019	RESAMPLE Bathroom air (1st Floor)	<0.099	<0.10	**0.16**	<0.099	<0.099	**0.27**	<0.14	<0.13	<0.13	--	--	--	--	--	--
13.91	13.91-03-060719	06/07/2019	RESAMPLE Bedroom (master) air (2nd Floor)	<0.099	<0.10	<0.10	<0.099	<0.099	**0.32**	<0.14	<0.13	<0.13	--	--	--	--	--	--
13.91	13.91-04-060719	06/07/2019	RESAMPLE Bedroom air (2nd Floor)	<0.099	<0.10	**0.11**	<0.099	<0.099	**0.28**	<0.14	<0.13	<0.13	--	--	--	--	--	--
13.91	13.91-SS-060719	06/07/2019	RESAMPLE Garage sub-slab soil gas	<2.0	<2.0	<2.0	<2.0	<2.0	<3.4	<2.7	<2.7	<1.3	<100	--	--	--	--	--
13.96	13.96-AA-012319	01/23/2019	Outdoor air	<0.099	<0.10	<0.10	<0.099	<0.099	<0.17	<0.14	<0.13	<0.13	--	--	--	--	--	--
13.96	13.96-01-012319	01/23/2019	Family room air (1st Floor)	<0.099	<0.10	**1.3 J**	<0.099	<0.099	<0.17 UJ	<0.14	<0.13	<0.13	--	--	--	--	--	--
13.96	13.96-11-012319	01/23/2019	Family room air (1st Floor) (Duplicate)	<0.22	<0.22	**2.1 J**	<0.22	<0.22	**0.78 J**	<0.30	<0.29	<0.28	--	--	--	--	--	--
13.96	13.96-02-012319	01/23/2019	Bathroom air (1st Floor)	<0.099	<0.10	**1.3**	<0.099	<0.099	<0.17	<0.14	<0.13	<0.13	--	--	--	--	--	--
13.96	13.96-03-012319	01/23/2019	Bedroom (office) air (2nd Floor)	<0.099	<0.10	**1.4**	<0.099	<0.099	<0.17	<0.14	<0.13	<0.13	--	--	--	--	--	--
13.96	13.96-04-012319	01/23/2019	Bedroom air (2nd Floor)	<0.099	<0.10	**1.4**	<0.099	<0.099	<0.17	<0.14	<0.13	<0.13	--	--	--	--	--	--
13.96	13.96-SS-012319	01/23/2019	Garage sub-slab soil gas	<2.0	<2.0	<2.0	<2.0	<2.0	<3.4	<2.7	<2.7	<1.3	<100	--	--	--	--	--
13.96	13.96-AA-041421	04/14/2021	RESAMPLE Outdoor air	<0.099	<0.10	<0.10	<0.099	<0.099	<0.17	<0.14	<0.13	<0.13	--	--	--	--	--	--
13.96	13.96-01-041421	04/14/2021	RESAMPLE Family room air (1st Floor)	<0.099	<0.10	**1.2 J**	<0.099	<0.099	<0.17	<0.14	<0.13	<0.13	--	--	--	--	--	--
13.96	13.96-11-041421	04/14/2021	RESAMPLE Family room air (1st Floor) (Replicate)	<0.099	<0.10	**0.81 J**	<0.099	<0.099	<0.17	<0.14	<0.13	<0.13	--	--	--	--	--	--
13.96	13.96-02-041421	04/14/2021	RESAMPLE Bathroom air (1st Floor)	<0.099	<0.10	**1.3**	<0.099	<0.099	<0.17	<0.14	<0.13	<0.13	--	--	--	--	--	--
13.96	13.96-03-041421	04/14/2021	RESAMPLE Bedroom (office) air (2nd Floor)	<0.099	<0.10	**1.7**	<0.099	<0.099	<0.17	<0.14	<0.13	<0.13	--	--	--	--	--	--
13.96	13.96-04-041421	04/14/2021	RESAMPLE Bedroom air (2nd Floor)	<0.099	<0.10	**1.5**	<0.099	<0.099	**0.24**	<0.14	<0.13	<0.13	--	--	--	--	--	--
13.96	13.96-SS-041421	04/14/2021	RESAMPLE Garage sub-slab soil gas	<2.0	<2.0	<2.0	<2.0	<2.0	<3.4	<2.7	<2.7	<1.3	<250	--	--	--	--	--
13.96	13.96-AA-030222	03/02/2022	RESAMPLE Outdoor air	<0.099	<0.10	<0.10	<0.20	<0.099	<0.17	<0.14	<0.13 UJ	<0.13	--	--	--	--	--	--
13.96	13.96-01-030222	03/02/2022	RESAMPLE Family room air (1st Floor)	<0.099	<0.10	**0.65**	<0.20	<0.099	<0.17	<0.14	<0.13 UJ	<0.13	--	--	--	--	--	--
13.96	13.96-02-030222	03/02/2022	RESAMPLE Bathroom air (1st Floor)	<0.099	<0.10	**0.19**	<0.20	<0.099	<0.17	<0.14	<0.13 UJ	<0.13	--	--	--	--	--	--
13.96	13.96-03-030222	03/02/2022	RESAMPLE Bedroom (office) air (2nd Floor)	<0.099	<0.10	**0.72**	<0.20	<0.099	<0.17	<0.14	<0.13 UJ	<0.13	--	--	--	--	--	--
13.96	13.96-04-030222	03/02/2022	RESAMPLE Bedroom air (2nd Floor)	<0.099	<0.10	**0.63**	<0.20	<0.099	<0.17	<0.14	**2.3 J**	<0.13	--	--	--	--	--	--
13.96	13.96-SS-030222	03/02/2022	RESAMPLE Garage sub-slab soil gas	<2.0	<2.0	<2.0	<2.0	<2.0	**68 J**	<2.7	<2.7	<1.3	<250	--	--	--	--	--
13.98	13.98-AA-121918	12/19/2018	Outdoor air	<0.099	<0.10	**0.13**	<0.099	<0.099	**0.25**	<0.14	<0.13	<0.13	--	--	--	--	--	--
13.98	13.98-01-121918	12/19/2018	Family room air (1st Floor)	<0.099	<0.10	**0.57**	<0.099	<0.099	<0.17	<0.14	<0.13	<0.13	--	--	--	--	--	--
13.98	13.98-11-121918	12/19/2018	Family room air (1st Floor) (Duplicate)	<0.099	<0.10	**0.56**	<0.099	<0.099	<0.17	<0.14	<0.13	<0.13	--	--	--	--	--	--
13.98	13.98-02-121918	12/19/2018	Bathroom air (1st Floor)	<0.099	<0.10	**0.66**	<0.099	<0.099	<0.17	<0.14	<0.13	<0.13	--	--	--	--	--	--
13.98	13.98-03-121918	12/19/2018	Bedroom air (2nd Floor)	<0.099	<0.10	**0.65**	<0.099	<0.099	<0.17	<0.14	<0.13	<0.13	--	--	--	--	--	--
13.98	13.98-04-121918	12/19/2018	Bedroom (office) air (2nd Floor)	<0.23	<0.23	**0.67**	<0.23	<0.23	<0.39	<0.31	<0.31	<0.29	--	--	--	--	--	--
13.98	13.98-SS-121918	12/19/2018	Garage sub-slab soil gas	<2.0	<2.0	<2.0	<2.0	<2.0	<3.4	<2.7	<2.7	<1.3	**635**	--	--	--	--	--
13.98	13.98-AA-052219	05/22/2019	RESAMPLE Outdoor air	<0.099	<0.10	<0.10	<0.099	<0.099	<0.17	<0.14	<0.13	<0.13	--	--	--	--	--	--
13.98	13.98-01-052219	05/22/2019	RESAMPLE Family room air (1st Floor)	<0.099	<0.10	**0.32**	<0.099	<0.099	<0.17	<0.14	<0.13	<0.13	--	--	--	--	--	--
13.98	13.98-02-052219	05/22/2019	RESAMPLE Bathroom air (1st Floor)	<0.099	<0.10	**0.35**	<0.099	<0.099	<0.17	<0.14	<0.13	<0.13	--	--	--	--	--	--
13.98	13.98-03-052219	05/22/2019	RESAMPLE Bedroom air (2nd Floor)	<0.099	<0.10	**0.31**	<0.099	<0.099	<0.17	<0.14	<0.13	<0.13	--	--	--	--	--	--
13.98	13.98-04-052219	05/22/2019	RESAMPLE Bedroom (office) air (2nd Floor)	<0.099	<0.10	**0.37**	<0.099	<0.099	<0.17	<0.14	<0.13	<0.13	--	--	--	--	--	--
13.98	13.98-SS-052219	05/22/2019	RESAMPLE Garage sub-slab soil gas	<2.0	<2.0	<2.0	<2.0	<2.0	<3.4	<2.7	<2.7	<1.3	<100	--	--	--	--	--
13.99	13.99-AA-011020	01/10/2020	Outdoor air	<0.099	<0.10	<0.10	<0.099	<0.099	<0.17	<0.14	<0.13	<0.13	--	--	--	--	--	--

TABLE A-6

HISTORICAL RESIDENTIAL INDOOR AIR AND SOIL GAS SAMPLING RESULTS
Former Ford Aeronutronic Facility
Newport Beach, California

Building ID	Sample ID	Date [2]	Location Description	Volatile Organic Compounds [1] (µg/m³)									Leak Detection Compounds [1]					
				1,1-DCE	1,1-DCA	1,2-DCA	cis-1,2-DCE	trans-1,2-DCE	PCE	1,1,1-TCA	TCE	Vinyl Chloride	Helium (ppmv)	Heptane (µg/m³)	Hexane (µg/m³)	Pentane (µg/m³)	TFA (µg/m³)	DFA (µg/m³)
13.99	13.99-01-011020	01/10/2020	Family room air (1st Floor)	<0.099	<0.10	**0.93**	<0.099	<0.099	<0.17	<0.14	<0.13	<0.13	--	--	--	--	--	--
13.99	13.99-11-011020	01/10/2020	Family room air (1st Floor) (Duplicate)	<0.099	<0.10	**0.96**	<0.099	<0.099	<0.17	<0.14	<0.13	<0.13	--	--	--	--	--	--
13.99	13.99-02-011020	01/10/2020	Bathroom air (1st Floor)	<0.099	<0.10	**0.85**	<0.099	<0.099	<0.17	<0.14	<0.13	<0.13	--	--	--	--	--	--
13.99	13.99-03-011020	01/10/2020	Bedroom (master) air (2nd Floor)	<0.099	<0.10	**1.6**	<0.099	<0.099	<0.17	<0.14	<0.13	<0.13	--	--	--	--	--	--
13.99	13.99-04-011020	01/10/2020	Bathroom air (2nd Floor)	<0.099	<0.10	**1.3**	<0.099	<0.099	<0.17	<0.14	<0.13	<0.13	--	--	--	--	--	--
13.99	13.99-SS-011020	01/10/2020	Garage sub-slab soil gas	<2.0	<2.0	<4.8	<2.0	<2.0	**4.2**	<6.4	<2.7	<1.3	<250	--	--	--	--	--
13.99	13.99-AA-091721	09/17/2021	RESAMPLE Outdoor air	<0.099	<0.10	<0.10	<0.099	<0.099	<0.17	<0.14	<0.13	<0.13	--	--	--	--	--	--
13.99	13.99-01-091721	09/17/2021	RESAMPLE Family room air (1st Floor)	<0.099	<0.10	**0.92**	<0.099	<0.099	<0.17	<0.14	<0.13	<0.13	--	--	--	--	--	--
13.99	13.99-02-091721	09/17/2021	RESAMPLE Bathroom air (1st Floor)	<0.099	<0.10	**0.71**	<0.099	<0.099	**0.26**	<0.14	**0.33**	<0.13	--	--	--	--	--	--
13.99	13.99-03-091721	09/17/2021	RESAMPLE Bedroom (master) air (2nd Floor)	<0.099	<0.10	**1.2**	<0.099	**0.11**	<0.17	<0.14	<0.13	<0.13	--	--	--	--	--	--
13.99	13.99-04-091721	09/17/2021	RESAMPLE Bathroom air (2nd Floor)	<0.099	<0.10	**1.1**	<0.099	<0.099	<0.17	<0.14	<0.13	<0.13	--	--	--	--	--	--
13.99	13.99-SS-091721	09/17/2021	RESAMPLE Garage sub-slab soil gas	<2.6	<2.7	<2.7	**2.6**	<2.6	**8.2**	<3.6	**32**	<1.7	<250	--	--	--	--	--
13.100	13.100-AA-112118	11/21/2018	Outdoor air	<0.099	<0.10	<0.10	<0.099	<0.099	<0.17	<0.14	<0.13	<0.13	--	--	--	--	--	--
13.100	13.100-01-112118	11/21/2018	Bedroom (master) air (1st Floor)	<0.099	<0.10	<0.10	<0.099	<0.099	**0.22**	<0.14	**0.40**	<0.13	--	--	--	--	--	--
13.100	13.100-02-112118	11/21/2018	Family Room air (1st Floor)	<0.099	<0.10	<0.10	<0.099	<0.099	**0.51**	<0.14	**0.47**	<0.13	--	--	--	--	--	--
13.100	13.100-03-112118	11/21/2018	Bedroom air (2nd Floor)	<0.099	<0.10	<0.10	<0.099	<0.099	**0.21**	<0.14	**0.38**	<0.13	--	--	--	--	--	--
13.100	13.100-04-112118	11/21/2018	Bathroom air (2nd Floor)	**0.14**	**0.15**	**0.24**	**0.12**	**0.13**	**0.59**	**0.33**	**0.82 J+**	<0.13	--	--	--	--	--	--
13.100	13.100-SS-112118	11/21/2018	Garage sub-slab soil gas	<2.0	<2.0	<2.0	<2.0	<2.0	**7.9**	<2.8	<2.7	<1.3	**128**	--	--	--	--	--
13.100	13.100-AA-011619	01/16/2019	RESAMPLE Outdoor air	<0.099	<0.10	<0.10	<0.099	<0.099	<0.17	<0.14	<0.13	<0.13	--	--	--	--	--	--
13.100	13.100-01-011619	01/16/2019	RESAMPLE Bedroom (master) air (1st Floor)	<0.099	<0.10	<0.10	<0.099	<0.099	<0.17	<0.14	**0.31**	<0.13	--	--	--	--	--	--
13.100	13.100-02-011619	01/16/2019	RESAMPLE Family room air (1st Floor)	<0.099	<0.10	<0.10	<0.099	<0.099	**0.21**	<0.14	**0.36**	<0.13	--	--	--	--	--	--
13.100	13.100-03-011619	01/16/2019	RESAMPLE Bedroom air (2nd Floor)	<0.099	<0.10	<0.10	<0.099	<0.099	**0.26**	<0.14	**0.54**	<0.13	--	--	--	--	--	--
13.100	13.100-04-011619	01/16/2019	RESAMPLE Bathroom air (2nd Floor)	<0.099	<0.10	<0.10	<0.099	<0.099	**0.23**	<0.14	**0.43**	<0.13	--	--	--	--	--	--
13.100	13.100-SS-011619	01/16/2019	RESAMPLE Garage sub-slab soil gas	<3.7	<3.8	<3.8	<3.7	<3.7	<6.4	<5.1	<5.1	<2.4	<100	--	--	--	--	--
13.100	13.100-AA-071719	07/17/2019	RESAMPLE Outdoor air	<0.099	<0.10	<0.10	<0.099	<0.099	<0.17	<0.14	<0.13	<0.13	--	--	--	--	--	--
13.100	13.100-01-071719	07/17/2019	RESAMPLE Bedroom (master) air (1st Floor)	<0.099	<0.10	<0.10	<0.099	<0.099	<0.17	<0.14	<0.13	<0.13	--	--	--	--	--	--
13.100	13.100-02-071719	07/17/2019	RESAMPLE Family room air (1st Floor)	<0.099 UJ	<0.10 UJ	<0.10 UJ	<0.099 UJ	<0.099 UJ	<0.17 UJ	<0.14 UJ	<0.13 UJ	<0.13 UJ	--	--	--	--	--	--
13.100	13.100-03-071719	07/17/2019	RESAMPLE Bedroom air (2nd Floor)	<0.099	<0.10	<0.10	<0.099	<0.099	<0.17	<0.14	<0.13	<0.13	--	--	--	--	--	--
13.100	13.100-04-071719	07/17/2019	RESAMPLE Bathroom air (2nd Floor)	<0.099	<0.10	<0.10	<0.099	<0.099	<0.17	<0.14	<0.13	<0.13	--	--	--	--	--	--
13.100	13.100-SS-071719	07/17/2019	RESAMPLE Garage sub-slab soil gas	**3.6**	<3.7	<3.7	<3.6	<3.6	**12**	<5.0	<4.9	<2.3	<250	--	--	--	--	--
13.100	13.100-AA-022720	02/27/2020	RESAMPLE Outdoor air	<0.099	<0.10	<0.10	<0.099	<0.099	<0.17	<0.14	<0.13	<0.13	--	--	--	--	--	--
13.100	13.100-01-022720	02/27/2020	RESAMPLE Bedroom (master) air (1st Floor)	<0.099	<0.10	<0.10	<0.099	<0.099	**0.19**	<0.14	**0.33**	<0.13	--	--	--	--	--	--
13.100	13.100-02-022720	02/27/2020	RESAMPLE Family room air (1st Floor)	<0.099	<0.10	<0.10	<0.099	<0.099	**0.23**	<0.14	**0.48**	<0.13	--	--	--	--	--	--
13.100	13.100-03-022720	02/27/2020	RESAMPLE Bedroom air (2nd Floor)	<0.099	<0.10	<0.10	<0.099	<0.099	**0.21**	<0.14	**0.38**	<0.13	--	--	--	--	--	--
13.100	13.100-04-022720	02/27/2020	RESAMPLE Bathroom air (2nd Floor)	<0.099	<0.10	<0.10	<0.099	<0.099	**0.2**	<0.14	**0.31**	<0.13	--	--	--	--	--	--
13.100	13.100-SS-022720	02/27/2020	RESAMPLE Garage sub-slab soil gas	<4.0	<4.1	<4.1	<4.0	<4.0	**29**	<5.5	<5.4	<2.6	<250	--	--	--	--	--
13.102	13.102-AA-032019	03/20/2019	Outdoor air	<0.099	<0.10	<0.10	<0.099	<0.099	<0.17	<0.14	<0.13	<0.13	--	--	--	--	--	--
13.102	13.102-01-032019	03/20/2019	Dining room air (1st Floor)	<0.099	<0.10	**0.12**	<0.099	<0.099	**0.18**	<0.14	<0.13	<0.13	--	--	--	--	--	--
13.102	13.102-11-032019	03/20/2019	Dining room air (1st Floor) (Duplicate)	<0.099	<0.10	**0.12**	<0.099	<0.099	**0.19**	<0.14	<0.13	<0.13	--	--	--	--	--	--
13.102	13.102-02-032019	03/20/2019	Bathroom air (1st Floor)	<0.099	<0.10	**0.14**	<0.099	<0.099	**0.19**	<0.14	<0.13	<0.13	--	--	--	--	--	--
13.102	13.102-03-032019	03/20/2019	Bedroom air (1st Floor)	<0.099	<0.10	**0.12**	<0.099	<0.099	<0.17	<0.14	<0.13	<0.13	--	--	--	--	--	--
13.102	13.102-04-032019	03/20/2019	Bedroom air (2nd Floor)	<0.099	<0.10	**0.12**	<0.099	<0.099	**0.17**	<0.14	<0.13	<0.13	--	--	--	--	--	--
13.102	13.102-SS-032019	03/20/2019	Garage sub-slab soil gas	<2.0	<2.0	<2.0	<2.0	<2.0	**12**	<2.7	<2.7	<1.3	<100	--	--	--	--	--
13.102	13.102-AA-082819	08/28/2019	RESAMPLE Outdoor air	<0.099	<0.10	<0.10	<0.099	<0.099	<0.17	<0.14	<0.13	<0.13	--	--	--	--	--	--
13.102	13.102-01-082819	08/28/2019	RESAMPLE Dining room air (1st Floor)	<0.099	<0.10	<0.10	<0.099	<0.099	<0.17	<0.14	<0.13	<0.13	--	--	--	--	--	--
13.102	13.102-02-082819	08/28/2019	RESAMPLE Bathroom air (1st Floor)	<0.099 UJ	<0.10 UJ	<0.10 UJ	<0.099 UJ	<0.099 UJ	<0.17 UJ	<0.14 UJ	<0.13 UJ	<0.13 UJ	--	--	--	--	--	--
13.102	13.102-03-082819	08/28/2019	RESAMPLE Bedroom (master) air (1st Floor)	<0.099	<0.10	<0.10	<0.099	<0.099	<0.17	<0.14	<0.13	<0.13	--	--	--	--	--	--
13.102	13.102-04-082819	08/28/2019	RESAMPLE Bedroom air (2nd Floor)	<0.099	<0.10	<0.10	<0.099	<0.099	<0.17	<0.14	<0.13	<0.13	--	--	--	--	--	--
13.102	13.102-SS-082819	08/28/2019	RESAMPLE Garage sub-slab soil gas	<2.0	<2.0	<2.0	<2.0	<2.0	**6.9**	<2.7	<2.7	<1.3	<250	--	--	--	--	--
13.103	13.103-AA-051519	05/15/2019	Outdoor air	<0.099	<0.10	<0.10	<0.099	<0.099	<0.17	<0.14	<0.13	<0.13	--	--	--	--	--	--
13.103	13.103-01-051519	05/15/2019	Family/Living room air (1st Floor)	<0.099	**0.11**	**0.53 J**	<0.099	<0.099	<0.17	<0.14	<0.13	<0.13	--	--	--	--	--	--
13.103	13.103-11-051519	05/15/2019	Family/Living room air (1st Floor) (Duplicate)	<0.099 UJ	<0.10 UJ	<0.10 UJ	<0.099 UJ	<0.099 UJ	<0.17 UJ	<0.14 UJ	<0.13 UJ	<0.13 UJ	--	--	--	--	--	--
13.103	13.103-02-051519	05/15/2019	Bathroom (guest) air (1st Floor)	<0.099	<0.10	**0.21**	<0.099	<0.099	**0.9**	<0.14	<0.13	<0.13	--	--	--	--	--	--
13.103	13.103-03-051519	05/15/2019	Dining room air (1st Floor)	<0.099	<0.10	**0.26**	<0.099	<0.099	<0.17	<0.14	<0.13	<0.13	--	--	--	--	--	--
13.103	13.103-04-051519	05/15/2019	Bedroom (master) air (2nd Floor)	<0.099	<0.10	**0.59**	<0.099	<0.099	<0.17	<0.14	**0.18**	<0.13	--	--	--	--	--	--
13.103	13.103-SS-051519	05/15/2019	Garage sub-slab soil gas	<2.0	<2.0	<2.0	<2.0	<2.0	**5.9**	<2.7	**4.2**	<1.3	<100	--	--	--	--	--

TABLE A-6

HISTORICAL RESIDENTIAL INDOOR AIR AND SOIL GAS SAMPLING RESULTS
Former Ford Aeronutronic Facility
Newport Beach, California

Building ID	Sample ID	Date [2]	Location Description	Volatile Organic Compounds [1] (µg/m³)									Leak Detection Compounds [1]					
				1,1-DCE	1,1-DCA	1,2-DCA	cis-1,2-DCE	trans-1,2-DCE	PCE	1,1,1-TCA	TCE	Vinyl Chloride	Helium (ppmv)	Heptane (µg/m³)	Hexane (µg/m³)	Pentane (µg/m³)	TFA (µg/m³)	DFA (µg/m³)
13.103	13.103-AA-062119	06/21/2019	RESAMPLE Outdoor air	<0.099	<0.10	<0.10	<0.099	<0.099	<0.17	<0.14	<0.13	<0.13	--	--	--	--	--	--
13.103	13.103-01-062119	06/21/2019	RESAMPLE Family/Living room air (1st Floor)	<0.099	<0.10	**0.18**	<0.099	<0.099	<0.17	<0.14	<0.13	<0.13	--	--	--	--	--	--
13.103	13.103-11-062119	06/21/2019	RESAMPLE Family/Living room air (1st Floor) (Duplicate)	<0.099	<0.10	**0.18**	<0.099	<0.099	**0.23**	<0.14	<0.13	<0.13	--	--	--	--	--	--
13.103	13.103-02-062119	06/21/2019	RESAMPLE Bathroom (guest) air (1st Floor)	<0.099	<0.10	**0.3**	<0.099	<0.099	<0.17	<0.14	**0.21**	<0.13	--	--	--	--	--	--
13.103	13.103-03-062119	06/21/2019	RESAMPLE Dining room air (1st Floor)	<0.099	<0.10	**0.32**	<0.099	<0.099	<0.17	<0.14	**0.22**	<0.13	--	--	--	--	--	--
13.103	13.103-04-062119	06/21/2019	RESAMPLE Bedroom (master) air (2nd Floor)	<0.099	<0.10	**0.65**	<0.099	<0.099	<0.17	<0.14	**0.27**	<0.13	--	--	--	--	--	--
13.103	--	--	Garage sub-slab soil gas [14]	--	--	--	--	--	--	--	--	--	**--**	--	--	--	--	--
13.103	13.103-AA-031120	03/11/2020	RESAMPLE Outdoor air	<0.15	<0.16	<0.16	<0.15	<0.15	<0.26	<0.21	<0.21	<0.20	--	--	--	--	--	--
13.103	13.103-01-031120	03/11/2020	RESAMPLE Family/Living room air (1st Floor)	<0.099	<0.10	**0.38**	<0.099	<0.099	<0.17	<0.14	**0.2**	<0.13	--	--	--	--	--	--
13.103	13.103-11-031120	03/11/2020	RESAMPLE Family/Living room air (1st Floor) (Duplicate)	<0.23	<0.23	**0.34**	<0.23	<0.23	<0.39	<0.31	<0.31	<0.29	--	--	--	--	--	--
13.103	13.103-02-031120	03/11/2020	RESAMPLE Bathroom (guest) air (1st Floor)	<0.099 UJ	<0.10 UJ	**0.44 J**	<0.099 UJ	<0.099 UJ	<0.17 UJ	<0.14 UJ	**0.22 J**	<0.13 UJ	--	--	--	--	--	--
13.103	13.103-03-031120	03/11/2020	RESAMPLE Dining room air (1st Floor)	<0.099	<0.10	**0.46**	<0.099	<0.099	<0.17	<0.14	**0.22**	<0.13	--	--	--	--	--	--
13.103	13.103-04-031120	03/11/2020	RESAMPLE Bedroom (master) air (2nd Floor)	<0.099	<0.10	**1.2**	<0.099	<0.099	<0.17	<0.14	**0.22**	<0.13	--	--	--	--	--	--
13.103	13.103-SS-031120	03/11/2020	RESAMPLE Garage sub-slab soil gas	<2.0	<2.0	<2.0	<2.0	<2.0	**4.7**	<2.7	<2.7	<1.3	<250	--	--	--	--	--
13.103	13.103-AA-072821	07/28/2021	RESAMPLE Outdoor air	<0.099	<0.10	<0.10	<0.099	<0.099	**0.20**	<0.14	<0.13	<0.13	--	--	--	--	--	--
13.103	13.103-01-072821	07/28/2021	RESAMPLE Family/Living room air (1st Floor)	<0.099	<0.10	**0.33**	<0.099	<0.099	**0.24**	<0.14	**0.21**	<0.13	--	--	--	--	--	--
13.103	13.103-11-072821	07/28/2021	RESAMPLE Family/Living room air (1st Floor) (Replicate)	<0.17	<0.17	**0.33**	<0.17	<0.17	<0.28	<0.23	<0.22	<0.21	--	--	--	--	--	--
13.103	13.103-02-072821	07/28/2021	RESAMPLE Bathroom (guest) air (1st Floor)	<0.099	<0.10	**0.43**	<0.099	<0.099	**0.32**	<0.14	**0.28**	<0.13	--	--	--	--	--	--
13.103	13.103-03-072821	07/28/2021	RESAMPLE Dining room air (1st Floor)	<0.099	<0.10	**0.50**	<0.099	<0.099	**0.45**	<0.14	**0.31**	<0.13	--	--	--	--	--	--
13.103	13.103-04-072821	07/28/2021	RESAMPLE Bedroom (master) air (2nd Floor)	<0.099	<0.10	**0.72**	<0.099	<0.099	**0.22**	<0.14	**0.22**	<0.13	--	--	--	--	--	--
13.103	13.103-SS-072821	07/28/2021	RESAMPLE Garage sub-slab soil gas	<2.0	<2.0	<2.0	<2.0	<2.0	**7.4**	<2.7	**3.6**	<1.3	<250	--	--	--	--	--
13.105	13.105-AA-100918	10/09/2018	Outdoor air	<0.11	<0.12	<0.12	<0.11	<0.11	<0.20	<0.16	<0.16	<0.15	--	--	--	--	--	--
13.105	13.105-01-100918	10/09/2018	Family room air (1st Floor)	<0.11	<0.11	**0.71**	<0.11	<0.11	<0.18	<0.15	<0.14	<0.14	--	--	--	--	--	--
13.105	13.105-11-100918	10/09/2018	Family room air (1st Floor) (Duplicate)	<0.11	<0.11	**0.79**	<0.11	<0.11	<0.19	<0.15	<0.15	<0.14	--	--	--	--	--	--
13.105	13.105-02-100918	10/09/2018	Bathroom air (1st Floor)	<0.099	<0.10	**0.65**	<0.099	<0.099	<0.17	<0.14	<0.13	<0.13	--	--	--	--	--	--
13.105	13.105-03-100918	10/09/2018	Bedroom (master) air (2nd Floor)	<0.099	<0.10	**0.33**	<0.099	<0.099	**0.28**	<0.14	<0.13	<0.13	--	--	--	--	--	--
13.105	13.105-04-100918	10/09/2018	Bedroom air (2nd Floor)	<0.11	<0.11	**0.72**	<0.11	<0.11	<0.19	<0.15	<0.15	<0.14	--	--	--	--	--	--
13.105	13.105-SS-100918	10/09/2018	Garage sub-slab soil gas	<2.2	<2.2	<2.2	<2.2	<2.2	**8.7**	<3.0	<3.0	<1.4	<250	--	--	--	--	--
13.105	13.105-AA-042821	04/28/2021	RESAMPLE Outdoor air	<0.099	<0.10	<0.10	<0.099	<0.099	<0.17	<0.14	**0.13**	<0.13	--	--	--	--	--	--
13.105	13.105-01-042821	04/28/2021	RESAMPLE Family room air (1st Floor)	<0.099	<0.10	**0.17**	<0.099	<0.099	<0.17	<0.14	<0.13	<0.13	--	--	--	--	--	--
13.105	13.105-02-042821	04/28/2021	RESAMPLE Bathroom (guest) air (1st Floor)	<0.099	<0.10	**0.18**	<0.099	<0.099	<0.17	<0.14	<0.13	<0.13	--	--	--	--	--	--
13.105	13.105-03-042821	04/28/2021	RESAMPLE Bedroom (master) air (2nd Floor)	<0.099	<0.10	**0.18**	<0.099	<0.099	<0.17	<0.14	<0.13	<0.13	--	--	--	--	--	--
13.105	13.105-04-042821	04/28/2021	RESAMPLE Bedroom air (2nd Floor)	<0.099	<0.10	**0.17**	<0.099	<0.099	**0.21**	<0.14	<0.13	<0.13	--	--	--	--	--	--
13.105	13.105-SS-042821	04/28/2021	RESAMPLE Garage sub-slab soil gas	<2.0	<2.0	<2.0	<2.0	<2.0	**3.9**	<2.7	<2.7	<1.3	<250	--	--	--	--	--
13.106	13.106-AA-120718	12/07/2018	Outdoor air	<0.099	<0.10	**0.10**	<0.099	<0.099	<0.17	<0.14	<0.13	<0.13	--	--	--	--	--	--
13.106	13.106-01-120718	12/07/2018	Living room air (1st Floor)	<0.099	<0.10	**0.23**	<0.099	<0.099	<0.17	<0.14	<0.13	<0.13	--	--	--	--	--	--
13.106	13.106-02-120718	12/07/2018	Bathroom air (1st Floor)	<0.099	<0.10	**0.67**	<0.099	<0.099	<0.17	<0.14	<0.13	<0.13	--	--	--	--	--	--
13.106	13.106-03-120718	12/07/2018	Bedroom (master) air (2nd Floor)	<0.099	<0.10	**0.22**	<0.099	<0.099	**0.22**	<0.14	<0.13	<0.13	--	--	--	--	--	--
13.106	13.106-04-120718	12/07/2018	Bathroom (master) air (2nd Floor)	<0.099	<0.10	**0.23**	<0.099	<0.099	<0.17	<0.14	<0.13	<0.13	--	--	--	--	--	--
13.106	13.106-SS-120718	12/07/2018	Garage sub-slab soil gas	<2.0	<2.0	<2.0	<2.0	<2.0	<3.4	<2.7	<2.7	<1.3	**1,380**	--	--	--	--	--
13.106	13.106-AA-061219	06/12/2019	RESAMPLE Outdoor air	<0.099	<0.10	<0.10	<0.099	<0.099	<0.17	<0.14	<0.13	<0.13	--	--	--	--	--	--
13.106	13.106-01-061219	06/12/2019	RESAMPLE Living room air (1st Floor)	<0.099	<0.10	**0.6**	<0.099	<0.099	<0.17	<0.14	<0.13	<0.13	--	--	--	--	--	--
13.106	13.106-11-061219	06/12/2019	RESAMPLE Living room air (1st Floor) (Duplicate)	<0.099	<0.10	**0.64**	<0.099	<0.099	<0.17	<0.14	**0.14**	<0.13	--	--	--	--	--	--
13.106	13.106-02-061219	06/12/2019	RESAMPLE Bathroom air (1st Floor)	<0.099	<0.10	**0.79**	<0.099	<0.099	**0.2**	<0.14	<0.13	<0.13	--	--	--	--	--	--
13.106	13.106-03-061219	06/12/2019	RESAMPLE Bedroom (master) air (2nd Floor)	<0.099	<0.10	**0.27**	<0.099	<0.099	**0.27**	<0.14	<0.13	<0.13	--	--	--	--	--	--
13.106	13.106-04-061219	06/12/2019	RESAMPLE Bathroom (master) air (2nd Floor)	<0.099	<0.10	**0.3**	<0.099	<0.099	<0.17	<0.14	<0.13	<0.13	--	--	--	--	--	--
13.106	13.106-SS-061219	06/12/2019	RESAMPLE Garage sub-slab soil gas	<2.0	<2.0	<2.0	<2.0	<2.0	**13**	<2.7	**8**	<1.3	<100	--	--	--	--	--
13.106	13.106-SS-061622	06/16/2022	RESAMPLE Garage sub-slab soil gas	<2.0	<2.0	<2.0	<2.0	<2.0	**11**	<2.7	<2.7	<1.3	<250	--	--	--	--	--
13.107	13.107-AA-113018	11/30/2018	Outdoor air	<0.099	<0.10	<0.10	<0.099	<0.099	<0.17	<0.14	<0.13	<0.13	--	--	--	--	--	--
13.107	13.107-01-113018	11/30/2018	Family room air (1st Floor)	<0.099	<0.10	**0.17**	<0.099	<0.099	<0.17	**0.84**	<0.13	<0.13	--	--	--	--	--	--
13.107	13.107-02-113018	11/30/2018	Bathroom air (1st Floor)	<0.099	<0.10	**0.19**	<0.099	<0.099	<0.17	**0.88**	<0.13	<0.13	--	--	--	--	--	--
13.107	13.107-03-113018	11/30/2018	Bedroom (master) air (2nd Floor)	<0.099	<0.10	**0.22**	<0.099	<0.099	<0.17	**1.1**	<0.13	<0.13	--	--	--	--	--	--
13.107	13.107-04-113018	11/30/2018	Bedroom air (2nd Floor)	<0.099	<0.10	**0.32**	<0.099	<0.099	<0.17	**1.1**	<0.13	<0.13	--	--	--	--	--	--
13.107	13.107-SS1-113018	11/30/2018	Garage sub-slab soil gas (Duplicate)	<2.0	<2.0	<2.0	<2.0	<2.0	<3.4	**15**	<2.7	<1.3	**2,210**	--	--	--	--	--
13.107	13.107-SS-113018	11/30/2018	Garage sub-slab soil gas	<2.1	<2.1	<2.1	<2.1	<2.1	<3.6	**16**	<2.8	<1.3	**2,180**	--	--	--	--	--
13.107	13.107-AA-062119	06/21/2019	RESAMPLE Outdoor air	<0.099	<0.10	<0.10	<0.099	<0.099	<0.17	<0.14	<0.13	<0.13	--	--	--	--	--	--

TABLE A-6

HISTORICAL RESIDENTIAL INDOOR AIR AND SOIL GAS SAMPLING RESULTS
Former Ford Aeronutronic Facility
Newport Beach, California

Building ID	Sample ID	Date [2]	Location Description	Volatile Organic Compounds [1] (µg/m³)									Leak Detection Compounds [1]					
				1,1-DCE	1,1-DCA	1,2-DCA	cis-1,2-DCE	trans-1,2-DCE	PCE	1,1,1-TCA	TCE	Vinyl Chloride	Helium (ppmv)	Heptane (µg/m³)	Hexane (µg/m³)	Pentane (µg/m³)	TFA (µg/m³)	DFA (µg/m³)
13.107	13.107-01-062119	06/21/2019	RESAMPLE Family room air (1st Floor)	<0.099	<0.10	**0.12**	<0.099	<0.099	<0.17	**0.84**	<0.13	<0.13	--	--	--	--	--	--
13.107	13.107-02-062119	06/21/2019	RESAMPLE Bathroom air (1st Floor)	<0.099	<0.10	**0.12**	<0.099	<0.099	<0.17	**0.82**	<0.13	<0.13	--	--	--	--	--	--
13.107	13.107-03-062119	06/21/2019	RESAMPLE Bedroom (master) air (2nd Floor)	<0.099	<0.10	**0.13**	<0.099	<0.099	**1.9**	**0.65**	<0.13	<0.13	--	--	--	--	--	--
13.107	13.107-04-062119	06/21/2019	RESAMPLE Bedroom air (2nd Floor)	<0.099	<0.10	**0.16**	<0.099	<0.099	<0.17	**0.38**	<0.13	<0.13	--	--	--	--	--	--
13.107	13.107-SS1-062119	06/21/2019	RESAMPLE Garage sub-slab soil gas	<4.0	<4.0	<4.0	<4.0	<4.0	<6.8	**17 J**	<5.4	<2.6	**3,360**	--	--	--	--	--
13.107	13.107-SS11-062119	06/21/2019	RESAMPLE Garage sub-slab soil gas (Duplicate)	<2.0	<2.0	<2.0	<2.0	<2.0	**4.6**	**32 J**	<2.7	<1.3	**3,090**	--	--	--	--	--
13.107	13.107-AA-062521	06/25/2021	RESAMPLE Outdoor air	<0.099	<0.10	<0.10	<0.099	<0.099	<0.17	<0.14	<0.13	<0.13	--	--	--	--	--	--
13.107	13.107-01-062521	06/25/2021	RESAMPLE Family room air (1st Floor)	<0.099	<0.10	<0.10	<0.099	<0.099	**0.45**	<0.14	<0.13	<0.13	--	--	--	--	--	--
13.107	13.107-02-062521	06/25/2021	RESAMPLE Bathroom air (1st Floor)	<0.099	<0.10	<0.10	<0.099	<0.099	<0.17	<0.14	<0.13	<0.13	--	--	--	--	--	--
13.107	13.107-03-062521	06/25/2021	RESAMPLE Bedroom (master) air (2nd Floor)	<0.099	<0.10	<0.10	<0.099	<0.099	<0.17	<0.14	<0.13	<0.13	--	--	--	--	--	--
13.107	13.107-04-062521	06/25/2021	RESAMPLE Bedroom air (2nd Floor)	<0.099	<0.10	**0.16**	<0.099	<0.099	<0.17	<0.14	<0.13	<0.13	--	--	--	--	--	--
13.107	13.107-SS-062521	06/25/2021	RESAMPLE Garage sub-slab soil gas	<2.0	<2.0	<2.0	<2.0	<2.0	<3.4	**8.0**	<2.7	<1.3	**1900**	--	--	--	--	--
13.108	13.108-AA-110718	11/07/2018	Outdoor air	<0.099	<0.10	**0.12**	<0.099	<0.099	<0.17	<0.14	<0.13	<0.13	--	--	--	--	--	--
13.108	13.108-01-110718	11/07/2018	Family room air (1st Floor)	<0.099	<0.10	**0.24**	<0.099	<0.099	<0.17	<0.14	<0.13	<0.13	--	--	--	--	--	--
13.108	13.108-11-110718	11/07/2018	Family room air (1st Floor) (Duplicate)	<0.099	<0.10	**0.20**	<0.099	<0.099	<0.17	<0.14	<0.13	<0.13	--	--	--	--	--	--
13.108	13.108-02-110718	11/07/2018	Living room air (1st Floor)	<0.099	<0.10	**0.25**	<0.099	<0.099	<0.17	<0.14	<0.13	<0.13	--	--	--	--	--	--
13.108	13.108-03-110718	11/07/2018	Bedroom air (2nd Floor)	<0.099 UJ	<0.10 UJ	**0.14 J**	<0.099 UJ	<0.099 UJ	**0.23 J**	<0.14 UJ	<0.13 UJ	<0.13 UJ	--	--	--	--	--	--
13.108	13.108-04-110718	11/07/2018	Bedroom air (2nd Floor)	<0.099	<0.10	**0.22**	<0.099	<0.099	<0.17	<0.14	<0.13	<0.13	--	--	--	--	--	--
13.108	13.108-SS-110718	11/07/2018	Garage sub-slab soil gas	<2.0	<2.0	<2.0	<2.0	<2.0	**6.2**	<2.7	<2.7	<1.3	**167**	--	--	--	--	--
13.108	13.108-AA-072619	07/26/2019	RESAMPLE Outdoor air	<0.099	<0.10	<0.10	<0.099	<0.099	<0.17	<0.14	<0.13	<0.13	--	--	--	--	--	--
13.108	13.108-01-072619	07/26/2019	RESAMPLE Family room air (1st Floor)	<0.099	<0.10	**0.18**	<0.099	<0.099	**0.17**	<0.14	<0.13	<0.13	--	--	--	--	--	--
13.108	13.108-02-072619	07/26/2019	RESAMPLE Living room air (1st Floor)	<0.099	<0.10	**0.16**	<0.099	<0.099	<0.17	<0.14	<0.13	<0.13	--	--	--	--	--	--
13.108	13.108-03-072619	07/26/2019	RESAMPLE Bedroom (master) air (2nd Floor)	<0.099	<0.10	**0.23**	<0.099	<0.099	**0.22**	<0.14	<0.13	<0.13	--	--	--	--	--	--
13.108	13.108-04-072619	07/26/2019	RESAMPLE Bedroom air (2nd Floor)	<0.099	<0.10	**0.19**	<0.099	<0.099	<0.17	<0.14	<0.13	<0.13	--	--	--	--	--	--
13.108	13.108-SS-072619	07/26/2019	RESAMPLE Garage sub-slab soil gas	<2.0	<2.0	<2.0	<2.0	<2.0	**4.3**	<2.7	<2.7	<1.3	<250	--	--	--	--	--
13.108	13.108-SS-052522	05/25/2022	RESAMPLE Garage sub-slab soil gas	<2.0	<2.0	<2.0	<2.0	<2.0	<3.4	<2.7	<2.7	<1.3	<250	--	--	--	--	--
13.109	13.109-AA-112818	11/28/2018	Outdoor air	<0.099	<0.10	<0.10	<0.099	<0.099	<0.17	<0.14	<0.13	<0.13	--	--	--	--	--	--
13.109	13.109-01-112818	11/28/2018	Family room air (1st Floor)	<0.099	<0.10	**0.25 J**	<0.099	<0.099	**0.21**	<0.14	<0.13	<0.13	--	--	--	--	--	--
13.109	13.109-11-112818	11/28/2018	Family room air (1st Floor) (Duplicate)	<0.099	<0.10	**0.39 J**	<0.099	<0.099	<0.17	<0.14	<0.13	<0.13	--	--	--	--	--	--
13.109	13.109-02-112818	11/28/2018	Bathroom air (1st Floor)	<0.099	<0.10	**0.35**	<0.099	<0.099	<0.17	<0.14	<0.13	<0.13	--	--	--	--	--	--
13.109	13.109-03-112818	11/28/2018	Bedroom (master) air (2nd Floor)	<0.099	<0.10	**0.44**	<0.099	<0.099	<0.17	<0.14	<0.13	<0.13	--	--	--	--	--	--
13.109	13.109-04-112818	11/28/2018	Bedroom air (2nd Floor)	<0.099	<0.10	**0.46**	<0.099	<0.099	<0.17	<0.14	<0.13	<0.13	--	--	--	--	--	--
13.109	13.109-05-112818	11/28/2018	Casita air (1st Floor)	<0.099	<0.10	**0.20**	<0.099	<0.099	**3.8**	<0.14	<0.13	<0.13	--	--	--	--	--	--
13.109	13.109-06-112818	11/28/2018	Bathroom (casita) air (1st Floor)	<0.099	<0.10	**0.13**	<0.099	<0.099	**4.4**	<0.14	<0.13	<0.13	--	--	--	--	--	--
13.109	13.109-SS-112818	11/28/2018	Garage sub-slab soil gas	<2.0	<2.0	<2.0	<2.0	<2.0	**25**	<2.7	<2.7	<1.3	<100	--	--	--	--	--
13.109	13.109-AA-011119	01/11/2019	RESAMPLE Outdoor air	<0.099	<0.10	<0.10	<0.099	<0.099	<0.17	<0.14	<0.13	<0.13	--	--	--	--	--	--
13.109	13.109-01-011119	01/11/2019	RESAMPLE Family room air (1st Floor)	<0.099	<0.10	**0.29**	<0.099	<0.099	<0.17	<0.14	**0.13**	<0.13	--	--	--	--	--	--
13.109	13.109-02-011119	01/11/2019	RESAMPLE Bathroom air (1st Floor)	<0.099	<0.10	**0.30**	<0.099	<0.099	<0.17	<0.14	<0.13	<0.13	--	--	--	--	--	--
13.109	13.109-03-011119	01/11/2019	RESAMPLE Bedroom (master) air (2nd Floor)	<0.099	<0.10	**0.44**	<0.099	<0.099	<0.17	<0.14	**0.14**	<0.13	--	--	--	--	--	--
13.109	13.109-04-011119	01/11/2019	RESAMPLE Bedroom air (2nd Floor)	<0.099	<0.10	**0.44**	<0.099	<0.099	**0.37**	<0.14	**0.49**	<0.13	--	--	--	--	--	--
13.109	13.109-05-011119	01/11/2019	RESAMPLE Bedroom (casita) air (1st Floor)	<0.099	<0.10	**0.10**	<0.099	<0.099	**1.9**	<0.14	<0.13	<0.13	--	--	--	--	--	--
13.109	13.109-06-011119	01/11/2019	RESAMPLE Bathroom (casita) air (1st Floor)	<0.099	<0.10	**0.10**	<0.099	<0.099	**2.0**	<0.14	<0.13	<0.13	--	--	--	--	--	--
13.109	13.109-SS-011119	01/11/2019	RESAMPLE Garage sub-slab soil gas	<2.0	<2.0	<2.0	<2.0	<2.0	**16**	<2.7	<2.7	<1.3	<100	--	--	--	--	--
13.111	13.111-AA-012519	01/25/2019	Outdoor air	<0.099	<0.10	<0.10	<0.099	<0.099	<0.17	<0.14	<0.13	<0.13	--	--	--	--	--	--
13.111	13.111-01-012519	01/25/2019	Family room air (1st Floor)	<0.099	<0.10	**0.30**	<0.099	<0.099	**0.17**	<0.14	**0.25**	<0.13	--	--	--	--	--	--
13.111	13.111-02-012519	01/25/2019	Bathroom air (1st Floor)	<0.099	<0.10	**0.20**	<0.099	<0.099	**0.19**	<0.14	**0.20**	<0.13	--	--	--	--	--	--
13.111	13.111-03-012519	01/25/2019	Bedroom (master) air (2nd Floor)	<0.099	<0.10	**0.30**	<0.099	<0.099	**0.20**	<0.14	**0.90**	<0.13	--	--	--	--	--	--
13.111	13.111-04-012519	01/25/2019	Bedroom air (2nd Floor)	<0.099	<0.10	**0.33**	<0.099	<0.099	**0.18**	<0.14	**0.27**	<0.13	--	--	--	--	--	--
13.111	13.111-SS-012519 [16]	01/25/2019	Garage sub-slab soil gas	<2.0	<2.0	<2.0	<2.0	<2.0	<3.4	<2.7	<2.7	<1.3	<100	--	--	--	--	--
13.111	13.111-SS1-012519 [16]	01/25/2019	Garage sub-slab soil gas (Duplicate)	<2.0	<2.0	<2.0	<2.0	<2.0	<3.4	<2.7	<2.7	<1.3	<100	--	--	--	--	--
13.111	13.111-AA-041019	04/10/2019	RESAMPLE Outdoor air	<0.099	<0.10	<0.10	<0.099	<0.099	<0.17	<0.14	<0.13	<0.13	--	--	--	--	--	--
13.111	13.111-01-041019	04/10/2019	RESAMPLE Family room air (1st Floor)	<0.099	<0.10	**0.28**	<0.099	<0.099	<0.17	<0.14	**0.15**	<0.13	--	--	--	--	--	--
13.111	13.111-02-041019	04/10/2019	RESAMPLE Bathroom air (1st Floor)	<0.099	<0.10	**0.17**	<0.099	<0.099	<0.17	<0.14	<0.13	<0.13	--	--	--	--	--	--
13.111	13.111-03-041019	04/10/2019	RESAMPLE Bedroom (master) air (2nd Floor)	<0.099	<0.10	**0.25**	<0.099	<0.099	**0.27**	<0.14	**1.3**	<0.13	--	--	--	--	--	--
13.111	13.111-04-041019	04/10/2019	RESAMPLE Bedroom air (2nd Floor)	<0.099	<0.10	**0.32**	<0.099	<0.099	<0.17	<0.14	**0.14**	<0.13	--	--	--	--	--	--
13.111	13.111-SS-041019	04/10/2019	RESAMPLE Garage sub-slab soil gas	<2.0	<2.0	<2.0	<2.0	<2.0	<3.4	<2.7	<2.7	<1.3	<100	--	--	--	--	--

TABLE A-6

HISTORICAL RESIDENTIAL INDOOR AIR AND SOIL GAS SAMPLING RESULTS
Former Ford Aeronutronic Facility
Newport Beach, California

Building ID	Sample ID	Date [2]	Location Description	Volatile Organic Compounds [1] (µg/m³)									Leak Detection Compounds [1]					
				1,1-DCE	1,1-DCA	1,2-DCA	cis-1,2-DCE	trans-1,2-DCE	PCE	1,1,1-TCA	TCE	Vinyl Chloride	Helium (ppmv)	Heptane (µg/m³)	Hexane (µg/m³)	Pentane (µg/m³)	TFA (µg/m³)	DFA (µg/m³)
13.111	13.111-AA-082021	08/20/2021	RESAMPLE Outdoor air	<0.099	<0.10	<0.10	<0.099	<0.099	<0.17	<0.14	<0.13	<0.13	--	--	--	--	--	--
13.111	13.111-01-082021	08/20/2021	RESAMPLE Family room air (1st Floor)	<0.099	<0.10	<0.10	<0.099	<0.099	<0.17	<0.14	<0.13	<0.13	--	--	--	--	--	--
13.111	13.111-02-082021	08/20/2021	RESAMPLE Bathroom air (1st Floor)	<0.099	<0.10	<0.10	<0.099	<0.099	<0.17	<0.14	<0.13	<0.13	--	--	--	--	--	--
13.111	13.111-03-082021	08/20/2021	RESAMPLE Bedroom (master) air (2nd Floor)	<0.099	<0.10	**0.16**	<0.099	<0.099	<0.17	<0.14	<0.13	<0.13	--	--	--	--	--	--
13.111	13.111-04-082021	08/20/2021	RESAMPLE Bedroom air (2nd Floor)	<0.099	<0.10	**0.24**	<0.099	<0.099	<0.17	<0.14	<0.13	<0.13	--	--	--	--	--	--
13.111	13.111-SS-082021	08/20/2021	RESAMPLE Garage sub-slab soil gas	<2.0	<2.0	<2.0	<2.0	<2.0	**4.6**	<2.7	<2.7	<1.3	<250	--	--	--	--	--
13.114	13.114-AA-113018	11/30/2018	Outdoor air	<0.099	<0.10	<0.10	<0.099	<0.099	<0.17	<0.14	<0.13	<0.13	--	--	--	--	--	--
13.114	13.114-01-113018	11/30/2018	Family room air (1st Floor)	<0.099	<0.10	**0.24**	<0.099	<0.099	<0.17	<0.14	<0.13	<0.13	--	--	--	--	--	--
13.114	13.114-02-113018	11/30/2018	Bathroom air (1st Floor)	<0.099	<0.10	**0.17**	<0.099	<0.099	<0.17	<0.14	<0.13	<0.13	--	--	--	--	--	--
13.114	13.114-03-113018	11/30/2018	Bedroom air (2nd Floor)	<0.099	<0.10	**0.32**	<0.099	<0.099	<0.17	<0.14	<0.13	<0.13	--	--	--	--	--	--
13.114	13.114-04-113018	11/30/2018	Bedroom (master) air (2nd Floor)	<0.099	<0.10	**0.23**	<0.099	<0.099	<0.17	<0.14	<0.13	<0.13	--	--	--	--	--	--
13.114	13.114-SS-113018	11/30/2018	Garage sub-slab soil gas	<2.0	<2.0	<2.0	<2.0	<2.0	<3.4	<2.7	**12**	<1.3	**587**	--	--	--	--	--
13.114	13.114-AA-071019	07/10/2019	RESAMPLE Outdoor air	<0.099	<0.10	<0.10	<0.099	<0.099	<0.17	<0.14	<0.13	<0.13	--	--	--	--	--	--
13.114	13.114-01-071019	07/10/2019	RESAMPLE Family room air (1st Floor)	<0.099	<0.10	**0.42**	<0.099	<0.099	<0.17	<0.14	<0.13	<0.13	--	--	--	--	--	--
13.114	13.114-11-071019	07/10/2019	RESAMPLE Family room air (1st Floor) (Duplicate)	<0.099	<0.10	**0.42**	<0.099	<0.099	<0.17	<0.14	<0.13	<0.13	--	--	--	--	--	--
13.114	13.114-02-071019	07/10/2019	RESAMPLE Bathroom air (1st Floor)	<0.099	<0.10	**0.36**	<0.099	<0.099	<0.17	<0.14	<0.13	<0.13	--	--	--	--	--	--
13.114	13.114-03-071019	07/10/2019	RESAMPLE Bedroom air (2nd Floor)	<0.099	<0.10	**0.54**	<0.099	<0.099	<0.17	<0.14	<0.13	<0.13	--	--	--	--	--	--
13.114	13.114-04-071019	07/10/2019	RESAMPLE Bedroom (master) air (2nd Floor)	<0.099	<0.10	**0.43**	<0.099	<0.099	<0.17	<0.14	<0.13	<0.13	--	--	--	--	--	--
13.114	13.114-SS-071019	07/10/2019	RESAMPLE Garage sub-slab soil gas	<2.0	<2.0	<2.0	<2.0	<2.0	<3.4	<2.7	<2.7	<1.3	<250	--	--	--	--	--
13.115	13.115-AA-012319	01/23/2019	Outdoor air	<0.099	<0.10	**0.10**	<0.099	<0.099	<0.17	<0.14	<0.13	<0.13	--	--	--	--	--	--
13.115	13.115-01-012319	01/23/2019	Kitchen air (1st Floor)	<0.099	<0.10	**0.40**	<0.099	<0.099	**0.18**	<0.14	<0.13	<0.13	--	--	--	--	--	--
13.115	13.115-02-012319	01/23/2019	Bathroom air (1st Floor)	<0.099	<0.10	**0.38**	<0.099	<0.099	**0.20**	<0.14	<0.13	<0.13	--	--	--	--	--	--
13.115	13.115-03-012319	01/23/2019	Bedroom (master) air (2nd Floor)	<0.099	<0.10	**0.42**	<0.099	<0.099	**0.23**	<0.14	<0.13	<0.13	--	--	--	--	--	--
13.115	13.115-04-012319	01/23/2019	Bedroom (kids) air (2nd Floor)	<0.099	<0.10	**0.66**	<0.099	<0.099	**0.58**	<0.14	**0.14**	<0.13	--	--	--	--	--	--
13.115	13.115-SS-012319	01/23/2019	Garage sub-slab soil gas	<2.0	<2.0	<2.0	<2.0	<2.0	<3.4	<2.7	<2.7	<1.3	**145**	--	--	--	--	--
13.115	13.115-AA-032719	03/27/2019	RESAMPLE Outdoor air	<0.14	<0.15	<0.15	<0.14	<0.14	<0.25	<0.20	<0.19	<0.19	--	--	--	--	--	--
13.115	13.115-01-032719	03/27/2019	RESAMPLE Kitchen air (1st Floor)	<0.099	<0.10	**0.22**	<0.099	<0.099	<0.17	<0.14	<0.13	<0.13	--	--	--	--	--	--
13.115	13.115-02-032719	03/27/2019	RESAMPLE Bathroom air (1st Floor)	<0.099	<0.10	**0.21**	<0.099	<0.099	<0.17	<0.14	<0.13	<0.13	--	--	--	--	--	--
13.115	13.115-03-032719	03/27/2019	RESAMPLE Bedroom (master) air (2nd Floor)	<0.099	<0.10	**0.20**	<0.099	<0.099	<0.17	<0.14	<0.13	<0.13	--	--	--	--	--	--
13.115	13.115-04-032719	03/27/2019	RESAMPLE Bedroom (kids) air (2nd Floor)	<0.099	<0.10	**0.60**	<0.099	<0.099	**0.57**	<0.14	<0.13	<0.13	--	--	--	--	--	--
13.115	13.115-SS-032719	03/27/2019	RESAMPLE Garage sub-slab soil gas	<2.0	<2.0	**7.4**	<2.0	<2.0	<3.4	<2.7	<2.7	<1.3	**699**	--	--	--	--	--
13.115	13.115-AA-043021	04/30/2021	RESAMPLE Outdoor air	<0.099	<0.10	<0.10	<0.099	<0.099	<0.17	<0.14	<0.13	<0.13	--	--	--	--	--	--
13.115	13.115-01-043021	04/30/2021	RESAMPLE Kitchen air (1st Floor)	<0.099	<0.10	**0.34**	<0.099	<0.099	<0.17	<0.14	<0.13	<0.13	--	--	--	--	--	--
13.115	13.115-02-043021	04/30/2021	RESAMPLE Bathroom air (1st Floor)	<0.099	<0.10	**0.29**	<0.099	<0.099	<0.17	<0.14	<0.13	<0.13	--	--	--	--	--	--
13.115	13.115-03-043021	04/30/2021	RESAMPLE Bedroom (master) air (2nd Floor)	<0.099	<0.10	**0.32**	<0.099	<0.099	**0.17**	<0.14	<0.13	<0.13	--	--	--	--	--	--
13.115	13.115-04-043021	04/30/2021	RESAMPLE Bedroom (kids) air (2nd Floor)	<0.099	<0.10	**0.3**	<0.099	<0.099	**0.2**	<0.14	<0.13	<0.13	--	--	--	--	--	--
13.115	13.115-SS-043021	04/30/2021	Garage sub-slab soil gas	<2.1	<2.1	<2.1	<2.1	<2.1	**13**	<2.8	<2.8	<1.3	<250	--	--	--	--	--
13.115	13.115-AA-012822	01/28/2022	RESAMPLE Outdoor air	<0.099	<0.10	<0.10	<0.099	<0.099	<0.17	<0.14	<0.13	<0.13	--	--	--	--	--	--
13.115	13.115-01-012822	01/28/2022	RESAMPLE Kitchen air (1st Floor)	<0.099	<0.10	**0.14**	<0.099	<0.099	<0.17	<0.14	<0.13	<0.13	--	--	--	--	--	--
13.115	13.115-02-012822	01/28/2022	RESAMPLE Bathroom air (1st Floor)	<0.099	<0.10	**0.18**	<0.099	<0.099	<0.17	<0.14	<0.13	<0.13	--	--	--	--	--	--
13.115	13.115-03-012822	01/28/2022	RESAMPLE Bedroom (master) air (2nd Floor)	<0.099	<0.10	**0.16**	<0.099	<0.099	<0.17	<0.14	<0.13	<0.13	--	--	--	--	--	--
13.115	13.115-04-012822	01/28/2022	RESAMPLE Bedroom (kids) air (2nd Floor)	<0.099	<0.10	**0.15**	<0.099	<0.099	**0.23**	<0.14	<0.13	<0.13	--	--	--	--	--	--
13.115	13.115-SS-012822	01/28/2022	RESAMPLE Garage sub-slab soil gas	<2.0	<2.0	<2.0	<2.0	<2.0	<3.4	<2.7	<2.7	<1.3	**330**	--	--	--	--	--
13.115	13.115-AA-090922	09/09/2022	RESAMPLE Outdoor air	<0.099	<0.10	<0.10	<0.20	<0.099	<0.17	<0.14	<0.13	<0.13	--	--	--	--	--	--
13.115	13.115-01-090922	09/09/2022	RESAMPLE Kitchen air (1st Floor)	<0.099	<0.10	**0.93**	<0.20	<0.099	**1.6 J**	<0.14	**0.74 J**	<0.13	--	--	--	--	--	--
13.115	13.115-11-090922	09/09/2022	RESAMPLE Kitchen air (1st Floor) (Replicate)	<0.099	<0.10	**0.98**	<0.20	<0.099	**0.30 J**	<0.14	**0.14 J**	<0.13	--	--	--	--	--	--
13.115	13.115-02-090922	09/09/2022	RESAMPLE Bathroom air (1st Floor)	<0.099	<0.10	<0.10	<0.20	<0.099	<0.17	<0.14	<0.13	<0.13	--	--	--	--	--	--
13.115	13.115-03-090922	09/09/2022	RESAMPLE Bedroom (master) air (2nd Floor)	<0.099	<0.10	<0.10	<0.20	<0.099	<0.17	<0.14	<0.13	<0.13	--	--	--	--	--	--
13.115	13.115-04-090922	09/09/2022	RESAMPLE Bedroom (kids) air (2nd Floor)	<0.099	<0.10	<0.10	<0.20	<0.099	<0.17	<0.14	<0.13	<0.13	--	--	--	--	--	--
13.115	13.115-SS-090922	09/09/2022	RESAMPLE Garage sub-slab soil gas	<2.0	<2.0	<2.0	<2.0	<2.0	<3.4	<2.7	**11**	<1.3	**530**	--	--	--	--	--
13.117	13.117-AA-120518	12/05/2018	Outdoor air	<0.099	<0.10	<0.10	<0.099	<0.099	<0.17	<0.14	<0.13	<0.13	--	--	--	--	--	--
13.117	13.117-01-120518	12/05/2018	Family room air (1st Floor)	<0.26	<0.27	**1.2**	<0.26	<0.26	<0.45	<0.36	<0.36	<0.34	--	--	--	--	--	--
13.117	13.117-02-120518	12/05/2018	Bathroom air (1st Floor)	<0.099	<0.10	**1.0**	<0.099	<0.099	<0.17	<0.14	<0.13	<0.13	--	--	--	--	--	--
13.117	13.117-03-120518	12/05/2018	Bedroom (master) air (2nd Floor)	<0.099	<0.10	**4.4**	<0.099	<0.099	**0.22**	<0.14	<0.13	<0.13	--	--	--	--	--	--
13.117	13.117-04-120518	12/05/2018	Bedroom air (2nd Floor)	<0.099	<0.10	**2.2**	<0.099	<0.099	**0.28**	<0.14	<0.13	<0.13	--	--	--	--	--	--
13.117	13.117-05-120518	12/05/2018	Bedroom (casita) air (1st Floor)	<0.099	<0.10	**0.27**	<0.099	<0.099	<0.17	<0.14	**0.23**	<0.13	--	--	--	--	--	--

TABLE A-6

HISTORICAL RESIDENTIAL INDOOR AIR AND SOIL GAS SAMPLING RESULTS
Former Ford Aeronutronic Facility
Newport Beach, California

Building ID	Sample ID	Date [2]	Location Description	Volatile Organic Compounds [1] (µg/m³)									Leak Detection Compounds [1]					
				1,1-DCE	1,1-DCA	1,2-DCA	cis-1,2-DCE	trans-1,2-DCE	PCE	1,1,1-TCA	TCE	Vinyl Chloride	Helium (ppmv)	Heptane (µg/m³)	Hexane (µg/m³)	Pentane (µg/m³)	TFA (µg/m³)	DFA (µg/m³)
13.117	13.117-06-120518	12/05/2018	Bathroom (casita) air (1st Floor)	<0.099	<0.10	**0.26**	<0.099	<0.099	<0.17	<0.14	**0.24**	<0.13	--	--	--	--	--	--
13.117	13.117-SS-120518	12/05/2018	Garage sub-slab soil gas	<2.6	<2.6	<2.6	<2.6	<2.6	**4.4**	<3.5	**5.3**	<1.6	**163**	--	--	--	--	--
13.119	13.119-AA-050319	05/03/2019	Outdoor air	<0.099	<0.10	<0.10	<0.099	<0.099	<0.17	<0.14	<0.13	<0.13	--	--	--	--	--	--
13.119	13.119-01-050319	05/03/2019	Sitting room air (1st Floor)	<0.099	<0.10	**0.32**	<0.099	<0.099	<0.17	<0.14	<0.13	<0.13	--	--	--	--	--	--
13.119	13.119-11-050319	05/03/2019	Sitting room air (1st Floor) (Duplicate)	<0.099	<0.10	**0.3**	<0.099	<0.099	<0.17	<0.14	<0.13	<0.13	--	--	--	--	--	--
13.119	13.119-02-050319	05/03/2019	Bathroom (guest) air (1st Floor)	<0.099	<0.10	**0.26**	<0.099	<0.099	<0.17	<0.14	<0.13	<0.13	--	--	--	--	--	--
13.119	13.119-03-050319	05/03/2019	Family room air (1st Floor)	<0.099	<0.10	**0.28**	<0.099	<0.099	<0.17	<0.14	<0.13	<0.13	--	--	--	--	--	--
13.119	13.119-04-050319	05/03/2019	Bedroom (master) air (2nd Floor)	<0.099	<0.10	**0.37**	<0.099	<0.099	<0.17	<0.14	<0.13	<0.13	--	--	--	--	--	--
13.119	13.119-SS-050319	05/03/2019	Garage sub-slab soil gas	<2.0	<2.0	<2.0	<2.0	<2.0	**4.8**	<2.7	<2.7	<1.3	**1,540**	--	--	--	--	--
13.119	13.119-AA-101320	10/13/2020	RESAMPLE Outdoor air	<0.099	<0.10	**0.14**	<0.099	<0.099	<0.17	<0.14	<0.13	<0.13	--	--	--	--	--	--
13.119	13.119-01-101320	10/13/2020	RESAMPLE Sitting room air (1st Floor)	<0.099	<0.10	**0.18**	<0.099	<0.099	**0.24**	<0.14	<0.13	<0.13	--	--	--	--	--	--
13.119	13.119-02-101320	10/13/2020	RESAMPLE Bathroom (guest) air (1st Floor)	<0.099	<0.10	**0.2**	<0.099	<0.099	**0.21**	<0.14	<0.13	<0.13	--	--	--	--	--	--
13.119	13.119-03-101320	10/13/2020	RESAMPLE Family room air (1st Floor)	<0.099	<0.10	**0.2**	<0.099	<0.099	<0.17	<0.14	<0.13	<0.13	--	--	--	--	--	--
13.119	13.119-04-101320	10/13/2020	RESAMPLE Bedroom (master) air (2nd Floor)	<0.099	<0.10	**0.19**	<0.099	<0.099	**0.18**	<0.14	<0.13	<0.13	--	--	--	--	--	--
13.119	13.119-SS-101320	10/13/2020	RESAMPLE Garage sub-slab soil gas	<2.0	<2.0	<2.0	**9.2**	<2.0	**9.3**	<2.7	**6.3**	<1.3	<250	--	--	--	--	--
13.121	13.121-AA-080719	08/07/2019	Outdoor air	<0.099	<0.10	<0.10	<0.099	<0.099	<0.17	<0.14	<0.13	<0.13	--	--	--	--	--	--
13.121	13.121-01-080719	08/07/2019	Living room air (1st Floor)	<0.099	<0.10	**0.16**	<0.099	<0.099	<0.17	<0.14	<0.13	<0.13	--	--	--	--	--	--
13.121	13.121-11-080719	08/07/2019	Living room air (1st Floor) (Duplicate)	<0.099	<0.10	**0.17**	<0.099	<0.099	<0.17	<0.14	<0.13	<0.13	--	--	--	--	--	--
13.121	13.121-02-080719	08/07/2019	Bathroom (guest) air (1st Floor)	<0.099	<0.10	**0.33**	<0.099	<0.099	<0.17	<0.14	<0.13	<0.13	--	--	--	--	--	--
13.121	13.121-03-080719	08/07/2019	Kitchen air (1st Floor)	<0.099	<0.10	**0.16**	<0.099	<0.099	<0.17	<0.14	<0.13	<0.13	--	--	--	--	--	--
13.121	13.121-04-080719	08/07/2019	Bedroom (master) air (2nd Floor)	<0.099	<0.10	**0.14**	<0.099	<0.099	<0.17	<0.14	<0.13	<0.13	--	--	--	--	--	--
13.121	13.121-SS-080719	08/07/2019	Garage sub-slab soil gas	<2.0	<2.0	<2.0	<2.0	<2.0	<3.4	<2.7	<2.7	<1.3	<250	--	--	--	--	--
13.121	13.121-AA-110321	11/03/2021	RESAMPLE Outdoor air	<0.099	<0.10	<0.10	<0.099	<0.099	<0.17	<0.14	<0.13	<0.13	--	--	--	--	--	--
13.121	13.121-01-110321	11/03/2021	RESAMPLE Living room air (1st Floor)	<0.099	<0.10	**0.24**	<0.099	<0.099	<0.17	<0.14	<0.13	<0.13	--	--	--	--	--	--
13.121	13.121-02-110321	11/03/2021	RESAMPLE Bathroom (guest) air (1st Floor)	<0.099	<0.10	**0.25**	<0.099	<0.099	<0.17	<0.14	<0.13	<0.13	--	--	--	--	--	--
13.121	13.121-03-110321	11/03/2021	RESAMPLE Kitchen air (1st Floor)	<0.099	<0.10	**0.24**	<0.099	<0.099	<0.17	<0.14	<0.13	<0.13	--	--	--	--	--	--
13.121	13.121-04-110321	11/03/2021	RESAMPLE Bedroom (master) air (2nd Floor)	<0.17	<0.18	**0.33**	<0.17	<0.17	<0.29	<0.24	<0.23	<0.22	--	--	--	--	--	--
13.121	13.121-SS-110321	11/03/2021	RESAMPLE Garage sub-slab soil gas	<2.0	<2.0	<2.0	<2.0	<2.0	<3.4	<2.7	<2.7	<1.3	<250	--	--	--	--	--
13.123	13.123-AA-122118	12/21/2018	Outdoor air	<0.099	<0.10	**0.12**	<0.099	<0.099	**0.17**	<0.14	<0.13	<0.13	--	--	--	--	--	--
13.123	13.123-01-122118	12/21/2018	Family room air (1st Floor)	<0.099	<0.10	**0.17**	<0.099	<0.099	**0.18**	<0.14	<0.13	<0.13	--	--	--	--	--	--
13.123	13.123-02-122118	12/21/2018	Bathroom air (1st Floor)	<0.099	<0.10	**0.16**	<0.099	<0.099	<0.17	<0.14	<0.13	<0.13	--	--	--	--	--	--
13.123	13.123-03-122118	12/21/2018	Bedroom (master) air (2nd Floor)	<0.099	<0.10	**0.17**	<0.099	<0.099	**0.17**	<0.14	<0.13	<0.13	--	--	--	--	--	--
13.123	13.123-04-122118	12/21/2018	Bedroom air (2nd Floor)	**0.19**	**0.11**	**6.7**	<0.099	<0.099	**0.22**	<0.14	**0.14**	<0.13	--	--	--	--	--	--
13.123	13.123-SS-122118	12/21/2018	Garage sub-slab soil gas	<2.3	<2.3	<2.3	<2.3	<2.3	**26**	<3.1	<3.1	<1.5	**141**	--	--	--	--	--
13.123	13.123-AA-071219	07/12/2019	RESAMPLE Outdoor air	<0.099	<0.10	<0.10	<0.099	<0.099	<0.17	<0.14	<0.13	<0.13	--	--	--	--	--	--
13.123	13.123-01-071219	07/12/2019	RESAMPLE Family room air (1st Floor)	<0.099	<0.10	**0.18**	<0.099	<0.099	<0.17	<0.14	<0.13	<0.13	--	--	--	--	--	--
13.123	13.123-02-071219	07/12/2019	RESAMPLE Bathroom air (1st Floor)	<0.099	<0.10	**0.19**	<0.099	<0.099	<0.17	<0.14	<0.13	<0.13	--	--	--	--	--	--
13.123	13.123-03-071219	07/12/2019	RESAMPLE Bedroom (master) air (2nd Floor)	<0.099	<0.10	**0.26**	<0.099	<0.099	<0.17	<0.14	<0.13	<0.13	--	--	--	--	--	--
13.123	13.123-04-071219	07/12/2019	RESAMPLE Bedroom air (2nd Floor)	<0.099	<0.10	**0.47**	<0.099	<0.099	<0.17	<0.14	<0.13	<0.13	--	--	--	--	--	--
13.123	13.123-SS-071219	07/12/2019	RESAMPLE Garage sub-slab soil gas	<2.0	<2.0	<2.0	<2.0	<2.0	**14**	<2.7	**6.2**	<1.3	<250	--	--	--	--	--
13.125	13.125-AA-010919	01/09/2019	Outdoor air	<0.099	<0.10	<0.10	<0.099	<0.099	<0.17	<0.14	<0.13	<0.13	--	--	--	--	--	--
13.125	13.125-01-010919	01/09/2019	Family room air (1st Floor)	<0.099	<0.10	**0.24**	<0.099	<0.099	<0.17	<0.14	<0.13	<0.13	--	--	--	--	--	--
13.125	13.125-11-010919	01/09/2019	Family room air (1st Floor) (Duplicate)	<0.099	<0.10	**0.24**	<0.099	<0.099	<0.17	<0.14	<0.13	<0.13	--	--	--	--	--	--
13.125	13.125-02-010919	01/09/2019	Bathroom air (1st Floor)	<0.099	<0.10	**0.22**	<0.099	<0.099	<0.17	<0.14	<0.13	<0.13	--	--	--	--	--	--
13.125	13.125-03-010919	01/09/2019	Bedroom air (2nd Floor)	<0.099	<0.10	**0.21**	<0.099	<0.099	<0.17	<0.14	<0.13	<0.13	--	--	--	--	--	--
13.125	13.125-04-010919	01/09/2019	Bathroom air (2nd Floor)	<0.099	<0.10	**0.19**	<0.099	<0.099	<0.17	<0.14	<0.13	<0.13	--	--	--	--	--	--
13.125	13.125-SS-010919	01/09/2019	Garage sub-slab soil gas	<2.0	<2.0	<2.0	<2.0	<2.0	<3.4	<2.7	<2.7	<1.3	**210**	--	--	--	--	--
13.125	13.125-AA-090619	09/06/2019	RESAMPLE Outdoor air	<0.099	<0.10	<0.10	<0.099	<0.099	<0.17	<0.14	<0.13	<0.13	--	--	--	--	--	--
13.125	13.125-01-090619	09/06/2019	RESAMPLE Family room air (1st Floor)	<0.099	<0.10	**7.3 J**	<0.099	<0.099	**0.62**	<0.14	<0.13	<0.13	--	--	--	--	--	--
13.125	13.125-11-090619	09/06/2019	RESAMPLE Family room air (1st Floor) (Duplicate)	<0.099	<0.10	**5.2 J**	<0.099	<0.099	**0.45**	<0.14	<0.13	<0.13	--	--	--	--	--	--
13.125	13.125-02-090619	09/06/2019	RESAMPLE Bathroom air (1st Floor)	<0.099	<0.10	**5**	<0.099	<0.099	**0.47**	<0.14	<0.13	<0.13	--	--	--	--	--	--
13.125	13.125-03-090619	09/06/2019	RESAMPLE Bedroom air (2nd Floor)	<0.099	<0.10	**6.1**	<0.099	<0.099	**0.5**	<0.14	**0.18**	<0.13	--	--	--	--	--	--
13.125	13.125-04-090619	09/06/2019	RESAMPLE Bathroom air (2nd Floor)	<0.099	<0.10	**6.3**	<0.099	<0.099	**0.34**	<0.14	**0.38**	<0.13	--	--	--	--	--	--
13.125	13.125-SS-090619	09/06/2019	RESAMPLE Garage sub-slab soil gas	<2.0	<2.0	<2.0	<2.0	<2.0	<3.4	<2.7	<2.7	<1.3	<250	--	--	--	--	--
13.125	13.125-AA-063021	06/30/2021	RESAMPLE Outdoor air	<0.099	<0.10	**0.21**	<0.099	<0.099	**0.42**	<0.14	<0.13	<0.13	--	--	--	--	--	--
13.125	13.125-01-063021	06/30/2021	RESAMPLE Family room air (1st Floor)	<0.099	<0.10	**3.5**	<0.099	<0.099	**0.28**	<0.14	<0.13	<0.13	--	--	--	--	--	--

TABLE A-6

HISTORICAL RESIDENTIAL INDOOR AIR AND SOIL GAS SAMPLING RESULTS
Former Ford Aeronutronic Facility
Newport Beach, California

Building ID	Sample ID	Date [2]	Location Description	Volatile Organic Compounds [1] (µg/m³)									Leak Detection Compounds [1]					
				1,1-DCE	1,1-DCA	1,2-DCA	cis-1,2-DCE	trans-1,2-DCE	PCE	1,1,1-TCA	TCE	Vinyl Chloride	Helium (ppmv)	Heptane (µg/m³)	Hexane (µg/m³)	Pentane (µg/m³)	TFA (µg/m³)	DFA (µg/m³)
13.125	13.125-02-063021	06/30/2021	RESAMPLE Bathroom air (1st Floor)	<0.099	<0.10	**1.6**	<0.099	<0.099	<0.17	<0.14	<0.13	<0.13	--	--	--	--	--	--
13.125	13.125-03-063021	06/30/2021	RESAMPLE Bedroom air (2nd Floor)	<0.099	<0.10	**3.3**	<0.099	<0.099	**0.17**	<0.14	<0.13	<0.13	--	--	--	--	--	--
13.125	13.125-04-063021	06/30/2021	RESAMPLE Bathroom air (2nd Floor)	<0.099	<0.10	**2.9**	<0.099	<0.099	<0.17	<0.14	<0.13	<0.13	--	--	--	--	--	--
13.125	13.125-SS-063021	06/30/2021	RESAMPLE Garage sub-slab soil gas	<2.1	<2.2	<2.2	<2.1	<2.1	**5.5**	<2.9	<2.9	<1.4	<250	--	--	--	--	--
13.127	13.127-AA-021319	02/13/2019	Outdoor air	<0.099	<0.10	**0.11**	<0.099	<0.099	<0.17	<0.14	<0.13	<0.13	--	--	--	--	--	--
13.127	13.127-01-021319	02/13/2019	Family room air (1st Floor)	<0.099	<0.10	**0.17**	<0.099	<0.099	<0.17	**0.14**	**0.75**	<0.13	--	--	--	--	--	--
13.127	13.127-11-021319	02/13/2019	Family room air (1st Floor) (Duplicate)	<0.099	<0.10	**0.17**	<0.099	<0.099	<0.17	**0.14**	**0.69**	<0.13	--	--	--	--	--	--
13.127	13.127-02-021319	02/13/2019	Bathroom air (1st Floor)	<0.099	<0.10	**0.16**	<0.099	<0.099	<0.17	**0.19**	**1.0**	<0.13	--	--	--	--	--	--
13.127	13.127-03-021319	02/13/2019	Bedroom (master) air (2nd Floor)	<0.099	<0.10	**0.17**	<0.099	<0.099	<0.17	**0.16**	**0.70**	<0.13	--	--	--	--	--	--
13.127	13.127-04-021319	02/13/2019	Bedroom air (2nd Floor)	<0.099	<0.10	**0.16**	<0.099	<0.099	**0.24**	**0.15**	**0.72**	<0.13	--	--	--	--	--	--
13.127	13.127-SS-021319	02/13/2019	Garage sub-slab soil gas	<2.0	<2.0	<2.0	<2.0	<2.0	<3.4	<2.7	<2.7	<1.3	**2,000**	--	--	--	--	--
13.127	13.127-AA-051019	05/10/2019	RESAMPLE Outdoor air	<0.099 UJ	<0.10 UJ	<0.10 UJ	<0.099 UJ	<0.099 UJ	<0.17 UJ	<0.14 UJ	<0.13 UJ	<0.13 UJ	--	--	--	--	--	--
13.127	13.127-01-051019	05/10/2019	RESAMPLE Family room air (1st Floor)	<0.099	<0.10	**0.16**	<0.099	<0.099	<0.17	<0.14	**0.58**	<0.13	--	--	--	--	--	--
13.127	13.127-02-051019	05/10/2019	RESAMPLE Bathroom air (1st Floor)	<0.099	<0.10	**0.14**	<0.099	<0.099	**0.19**	**0.19**	**0.96**	<0.13	--	--	--	--	--	--
13.127	13.127-03-051019	05/10/2019	RESAMPLE Bedroom (master) air (2nd Floor)	<0.099	<0.10	**0.17**	<0.099	<0.099	**0.23**	**0.19**	**0.67**	<0.13	--	--	--	--	--	--
13.127	13.127-04-051019	05/10/2019	RESAMPLE Bedroom air (2nd Floor)	<0.099	<0.10	**0.18**	<0.099	<0.099	**0.21**	**0.17**	**0.79**	<0.13	--	--	--	--	--	--
13.127	13.127-SS-051019	05/10/2019	RESAMPLE Garage sub-slab soil gas	<2.0	<2.0	<2.0	<2.0	<2.0	<3.4	<2.8	<2.7	<1.3	<100	--	--	--	--	--
13.127	13.127-AA-111120	11/11/2020	RESAMPLE Outdoor air	<0.099	<0.10	<0.10	<0.099	<0.099	<0.17	<0.14	<0.13	<0.13	--	--	--	--	--	--
13.127	13.127-01-111120	11/11/2020	RESAMPLE Family room air (1st Floor)	<0.099	<0.10	**0.12**	<0.099	<0.099	<0.17	<0.14	**0.56**	<0.13	--	--	--	--	--	--
13.127	13.127-02-111120	11/11/2020	RESAMPLE Bathroom air (1st Floor)	<0.099	<0.10	**0.12**	<0.099	<0.099	<0.17	**0.20**	**1.3**	<0.13	--	--	--	--	--	--
13.127	13.127-03-111120	11/11/2020	RESAMPLE Bedroom (master) air (2nd Floor)	<0.099	<0.10	**0.15**	<0.099	<0.099	<0.17	**0.20**	**0.82**	<0.13	--	--	--	--	--	--
13.127	13.127-04-111120	11/11/2020	RESAMPLE Bedroom air (2nd Floor)	<0.099	<0.10	**0.19**	<0.099	<0.099	<0.17	**0.16**	**0.87**	<0.13	--	--	--	--	--	--
13.127	13.127-SS-111120	11/11/2020	RESAMPLE Garage sub-slab soil gas	<2.2	<2.2	<2.2	<2.2	<2.2	<3.8	<3.0	<3.0	<1.4	<250	--	--	--	--	--
13.127	13.127-AA-091521	09/15/2021	RESAMPLE Outdoor air	<0.099	<0.10	<0.10	<0.099	<0.099	<0.17	<0.14	<0.13	<0.13	--	--	--	--	--	--
13.127	13.127-01-091521	09/15/2021	RESAMPLE Family room air (1st Floor)	<0.099	<0.10	<0.10	<0.099	<0.099	<0.17	<0.14	**0.48**	<0.13	--	--	--	--	--	--
13.127	13.127-11-091521	09/15/2021	RESAMPLE Family room air (1st Floor) (Replicate)	<0.099	<0.10	<0.10	<0.099	<0.099	<0.17	<0.14	**0.48**	<0.13	--	--	--	--	--	--
13.127	13.127-02-091521	09/15/2021	RESAMPLE Bathroom air (1st Floor)	<0.099	<0.10	<0.10	<0.099	<0.099	<0.17	**0.15**	**0.69**	<0.13	--	--	--	--	--	--
13.127	13.127-03-091521	09/15/2021	RESAMPLE Bedroom (master) air (2nd Floor)	<0.099	<0.10	<0.10	<0.099	<0.099	<0.17	**0.37**	**0.28**	<0.13	--	--	--	--	--	--
13.127	13.127-04-091521	09/15/2021	RESAMPLE Bedroom air (2nd Floor)	<0.099	<0.10	<0.10	<0.099	<0.099	<0.17	<0.14	<0.13	<0.13	--	--	--	--	--	--
13.127	13.127-SS-091621	09/16/2021	RESAMPLE Garage sub-slab soil gas	<2.7	<2.7	<2.7	<2.7	<2.7	**5.7**	<3.7	<3.6	<1.7	<250	--	--	--	--	--
13.128	13.128-AA-101718	10/17/2018	Outdoor air	<0.12	<0.12	<0.12	<0.12	<0.12	<0.20	<0.16	<0.16	<0.15	--	--	--	--	--	--
13.128	13.128-01-101718	10/17/2018	Family room air (1st Floor)	<0.11	<0.11	**0.44**	<0.11	<0.11	**0.33 J**	<0.15	**0.40 J**	<0.14	--	--	--	--	--	--
13.128	13.128-11-101718	10/17/2018	Family room air (1st Floor) (Duplicate)	<0.099	<0.10	**0.43**	<0.099	<0.099	**0.54 J**	<0.14	**0.95 J**	<0.13	--	--	--	--	--	--
13.128	13.128-02-101718	10/17/2018	Bathroom (guest) air (1st Floor)	<0.11	<0.11	**0.42**	<0.11	<0.11	**0.26**	<0.15	**0.43**	<0.14	--	--	--	--	--	--
13.128	13.128-03-101718	10/17/2018	Master retreat air (2nd Floor)	<0.099	<0.10	**0.37**	<0.099	<0.099	**0.23**	<0.14	**0.72**	<0.13	--	--	--	--	--	--
13.128	13.128-04-101718	10/17/2018	Bedroom (guest) air (2nd Floor)	<0.099	<0.10	**0.33**	<0.099	<0.099	<0.17	<0.14	**0.34**	<0.13	--	--	--	--	--	--
13.128	13.128-PSG-N-101718	10/17/2018	Perimeter soil gas (North)	**12**	<3.3	<3.3	**8.2**	<3.2	**7.7**	<4.4	**27**	<2.1	**728**	--	--	--	--	--
13.128	13.128-PSG-NE-101718	10/17/2018	Perimeter soil gas (Northeast)	<4.3	<4.4	<4.4	<4.3	<4.3	<7.3	<5.9	**46**	<2.8	**988**	--	--	--	--	--
13.128	13.128-PSG-S-101718	10/17/2018	Perimeter soil gas (South)	**820**	**11**	**18**	**32**	**3.2**	**420**	<2.7	**2,000**	**1.9**	<250	--	--	--	--	--
13.128	13.128-PSG-W-101718	10/17/2018	Perimeter soil gas (West)	**280**	**4.2**	**5.7**	**25**	**8.7**	**41**	<3.7	**650**	**10**	**3,350**	--	--	--	--	--
13.128	13.128-AA-112818	11/28/2018	RESAMPLE Outdoor air	<0.099	<0.10	<0.10	<0.099	<0.099	<0.17	<0.14	<0.13	<0.13	--	--	--	--	--	--
13.128	13.128-01-112818	11/28/2018	RESAMPLE Family room air (1st Floor)	<0.099	<0.10	**0.38**	<0.099	<0.099	**0.23**	<0.14	**0.28**	<0.13	--	--	--	--	--	--
13.128	13.128-02-112818	11/28/2018	RESAMPLE Bathroom (guest) air (1st Floor)	<0.099	<0.10	**0.33**	<0.099	<0.099	**0.25**	<0.14	**0.36**	<0.13	--	--	--	--	--	--
13.128	13.128-03-112818	11/28/2018	RESAMPLE Bedroom (guest) air (2nd Floor)	<0.099	<0.10	**0.34**	<0.099	<0.099	**0.27**	<0.14	**0.42**	<0.13	--	--	--	--	--	--
13.128	13.128-04-112818	11/28/2018	RESAMPLE Master retreat air (2nd Floor)	<0.099	<0.10	**0.52**	<0.099	<0.099	**0.27**	<0.14	**0.59**	<0.13	--	--	--	--	--	--
13.128	13.128-PSG-S-112718	11/27/2018	RESAMPLE Perimeter soil gas (South)	**1,100**	**10**	**16**	**30**	**3.4**	**410**	<2.7	**3,000**	<1.3	<100	--	--	--	--	--
13.128	13.128-AA-061419	06/14/2019	RESAMPLE Outdoor air	<0.099	<0.10	<0.10	<0.099	<0.099	<0.17	<0.14	<0.13	<0.13	--	--	--	--	--	--
13.128	13.128-01-061419	06/14/2019	RESAMPLE Family room air (1st Floor)	<0.099	<0.10	**0.37**	<0.099	<0.099	<0.17	<0.14	**0.28**	<0.13	--	--	--	--	--	--
13.128	13.128-02-061419	06/14/2019	RESAMPLE Bathroom (guest) air (1st Floor)	<0.099	<0.10	**0.32**	<0.099	<0.099	**0.18**	<0.14	**0.31**	<0.13	--	--	--	--	--	--
13.128	13.128-03-061419	06/14/2019	RESAMPLE Master retreat air (2nd Floor)	<0.099	<0.10	**0.33**	<0.099	<0.099	**0.19**	<0.14	**0.53**	<0.13	--	--	--	--	--	--
13.128	13.128-04-061419	06/14/2019	RESAMPLE Bedroom (guest) air (2nd Floor)	<0.099	<0.10	**0.29**	<0.099	<0.099	**0.17**	<0.14	**0.36**	<0.13	--	--	--	--	--	--
13.128	13.128-PSG-S-061319	06/13/2019	Perimeter soil gas (South)	**1,400**	**13**	**18**	**41**	**4.1**	**470**	<2.7	**3,400**	**2.1**	<100	--	--	--	--	--
13.128	13.128-PSG-W-061319	06/13/2019	Perimeter soil gas (West)	**150**	<5.4	<5.4	**18**	<5.3	**150**	<7.2	**360**	**13**	**220**	--	--	--	--	--
13.128	13.128-AA-031120	03/11/2020	RESAMPLE Outdoor air	<0.099	<0.10	<0.10	<0.099	<0.099	<0.17	<0.14	<0.13	<0.13	--	--	--	--	--	--
13.128	13.128-01-031120-M	03/11/2020	RESAMPLE Family room air (1st Floor) (M)	<0.099	<0.10	**0.13**	<0.099	<0.099	<0.17	<0.14	<0.13	<0.13	--	--	--	--	--	--
13.128	13.128-02-031120-M	03/11/2020	RESAMPLE Bathroom (guest) air (1st Floor) (M)	<0.099	<0.10	<0.10	<0.099	<0.099	<0.17	<0.14	<0.13	<0.13	--	--	--	--	--	--

TABLE A-6

HISTORICAL RESIDENTIAL INDOOR AIR AND SOIL GAS SAMPLING RESULTS
Former Ford Aeronutronic Facility
Newport Beach, California

Building ID	Sample ID	Date [2]	Location Description	Volatile Organic Compounds [1] (µg/m³)									Leak Detection Compounds [1]					
				1,1-DCE	1,1-DCA	1,2-DCA	cis-1,2-DCE	trans-1,2-DCE	PCE	1,1,1-TCA	TCE	Vinyl Chloride	Helium (ppmv)	Heptane (µg/m³)	Hexane (µg/m³)	Pentane (µg/m³)	TFA (µg/m³)	DFA (µg/m³)
13.128	13.128-03-031120-M	03/11/2020	RESAMPLE Bedroom (master) air (2nd Floor) (M)	<0.099	<0.10	<0.10	<0.099	<0.099	<0.17	<0.14	**0.15**	<0.13	--	--	--	--	--	--
13.128	13.128-04-031120-M	03/11/2020	RESAMPLE Bedroom (guest) air (2nd Floor) (M)	<0.099	<0.10	<0.10	<0.099	<0.099	<0.17	<0.14	<0.13	<0.13	--	--	--	--	--	--
13.128	--	--	Perimeter soil gas [14]	--	--	--	--	--	--	--	--	--	--	--	--	--	--	--
13.128	13.128-AA-102120	10/21/2020	RESAMPLE Outdoor air	<0.099	<0.10	<0.10	<0.099	<0.099	<0.17	<0.14	<0.13	<0.13	--	--	--	--	--	--
13.128	13.128-01-102120-M	10/21/2020	RESAMPLE Family room air (1st Floor) (M)	<0.099	<0.10	**0.47**	<0.099	<0.099	<0.17	<0.14	**0.24**	<0.13	--	--	--	--	--	--
13.128	13.128-02-102120-M	10/21/2020	RESAMPLE Bathroom (guest) air (1st Floor) (M)	<0.099	<0.10	**0.43**	<0.099	<0.099	<0.17	<0.14	**0.23**	<0.13	--	--	--	--	--	--
13.128	13.128-03-102120-M	10/21/2020	RESAMPLE Bedroom (master) air (2nd Floor) (M)	<0.099	<0.10	**0.36**	<0.099	<0.099	<0.17	<0.14	**0.2**	<0.13	--	--	--	--	--	--
13.128	13.128-04-102120-M	10/21/2020	RESAMPLE Bedroom (guest) air (2nd Floor) (M)	<0.099	<0.10	**0.37**	<0.099	<0.099	<0.17	<0.14	<0.13	<0.13	--	--	--	--	--	--
13.128	13.128-PSG-S-102120	10/21/2020	Perimeter soil gas (South)	**1,200**	**14**	**13**	**53**	<2.0	**430**	<2.7	**3,200**	<1.3	<250	--	--	--	--	--
13.128	13.128-PSG-W-102120	10/21/2020	Perimeter soil gas (West)	**64**	<5.6	<5.6	**10**	<5.5	<9.5	<7.6	**110**	<3.6	**300**	--	--	--	--	--
13.128	13.128-AA-052621	05/26/2021	RESAMPLE Outdoor air	<0.099	<0.10	<0.10	<0.099	<0.099	<0.17	<0.14	<0.13	<0.13	--	--	--	--	--	--
13.128	13.128-01-052621-M	05/26/2021	RESAMPLE Family room air (1st Floor) (M)	<0.099	<0.10	**0.45**	<0.099	<0.099	<0.17	<0.14	**0.18**	<0.13	--	--	--	--	--	--
13.128	13.128-02-052621-M	05/26/2021	RESAMPLE Bathroom (guest) air (1st Floor) (M)	<0.16	<0.16	**0.44**	<0.16	<0.16	<0.27	<0.22	**0.27**	<0.20	--	--	--	--	--	--
13.128	13.128-03-052621-M	05/26/2021	RESAMPLE Bedroom (master) air (2nd Floor) (M)	<0.099	<0.10	**0.44**	<0.099	<0.099	<0.17	<0.14	**0.32**	<0.13	--	--	--	--	--	--
13.128	13.128-04-052621-M	05/26/2021	RESAMPLE Bedroom (guest) air (2nd Floor) (M)	<0.099	<0.10	**0.47**	<0.099	<0.099	<0.17	<0.14	**0.19**	<0.13	--	--	--	--	--	--
13.128	13.128-PSG-S-052621	05/26/2021	Perimeter soil gas (South) air	**1,200**	**8.9**	**11**	**36**	**3.0**	**420**	<2.7	**2,800**	**1.5**	<250	--	--	--	--	--
13.128	13.128-AA-010522	01/05/2022	RESAMPLE Outdoor air	<0.099	<0.10	<0.10	<0.099	<0.099	<0.17	<0.14	<0.13	<0.13	--	--	--	--	--	--
13.128	13.128-01-010522-M	01/05/2022	RESAMPLE Family room air (1st Floor) (M)	<0.099	<0.10	**0.20**	<0.099	<0.099	<0.17	<0.14	**0.17**	<0.13	--	--	--	--	--	--
13.128	13.128-02-010522-M	01/05/2022	RESAMPLE Bathroom (guest) air (1st Floor) (M)	<0.099	<0.10	**0.19**	<0.099	<0.099	**0.30**	<0.14	**0.20**	<0.13	--	--	--	--	--	--
13.128	13.128-03-010522-M	01/05/2022	RESAMPLE Bedroom (master) air (2nd Floor) (M)	<0.099	<0.10	**0.19**	<0.099	<0.099	<0.17	<0.14	**0.26**	<0.13	--	--	--	--	--	--
13.128	13.128-04-010522-M	01/05/2022	RESAMPLE Bedroom (guest) air (2nd Floor) (M)	<0.099	<0.10	**0.20**	<0.099	<0.099	<0.17	<0.14	**0.24**	<0.13	--	--	--	--	--	--
13.128	13.128-PSG-N-010522	01/05/2022	Perimeter soil gas (North) air	<3.0	<3.1	<3.1	**6.1**	<3.0	<5.2	<4.2	**4.7**	<1.9	<250	--	--	--	--	--
13.128	13.128-PSG-S-010522	01/05/2022	Perimeter soil gas (South) air	**430**	**5.2**	**9.6**	**14**	<2.0	**180**	<2.7	**1,000**	<1.3	<250	--	--	--	--	--
13.128	13.128-PSG-W-010522	01/05/2022	Perimeter soil gas (West) air	**77**	**2.0**	<2.0	**2.9**	<2.0	**38**	<2.7	**340**	<1.3	<250	--	--	--	--	--
13.128	13.128-AA-060822	06/08/2022	RESAMPLE Outdoor air	<0.099	<0.10	<0.10	<0.20	<0.099	<0.17	<0.14	<0.13	<0.13	--	--	--	--	--	--
13.128	13.128-01-060822-M	06/08/2022	RESAMPLE Family room air (1st Floor) (M)	<0.099	<0.10	**0.15**	<0.20	<0.099	<0.17	<0.14	<0.13	<0.13	--	--	--	--	--	--
13.128	13.128-02-060822-M	06/08/2022	RESAMPLE Bathroom (guest) air (1st Floor) (M)	<0.099	<0.10	<0.10	<0.20	<0.099	<0.17	<0.14	<0.13	<0.13	--	--	--	--	--	--
13.128	13.128-03-060822-M	06/08/2022	RESAMPLE Bedroom (master) air (2nd Floor) (M)	<0.099	<0.10	<0.10	<0.20	<0.099	<0.17	<0.14	**0.16**	<0.13	--	--	--	--	--	--
13.128	13.128-04-060822-M	06/08/2022	RESAMPLE Bedroom (guest) air (2nd Floor) (M)	<0.099	<0.10	<0.10	<0.20	<0.099	<0.17	<0.14	<0.13	<0.13	--	--	--	--	--	--
13.128	13.128-PSG-S-060822	06/08/2022	Perimeter soil gas (South) air	**650**	<20	<20	<20	<20	**250**	<27	**1,600**	<13	<250	--	--	--	--	--
13.128	13.128-PSG-W-060822	06/08/2022	Perimeter soil gas (West) air	**5.7**	<2.0	<2.0	<2.0	<2.0	**18**	<2.7	**120**	<1.3	<250	--	--	--	--	--
13.128	13.128-AA-111822	11/18/2022	RESAMPLE Outdoor air	<0.099	<0.10	<0.10	<0.20	<0.099	<0.17	<0.14	<0.13	<0.13	--	--	--	--	--	--
13.128	13.128-01-111822-M	11/18/2022	RESAMPLE Family room air (1st Floor) (M)	<0.099	<0.10	**0.17**	<0.20	<0.099	<0.17	<0.14	<0.13	<0.13	--	--	--	--	--	--
13.128	13.128-02-111822-M	11/18/2022	RESAMPLE Bathroom (guest) air (1st Floor) (M)	<0.099	<0.10	**0.13**	<0.20	<0.099	<0.17	<0.14	<0.13	<0.13	--	--	--	--	--	--
13.128	13.128-03-111822-M	11/18/2022	RESAMPLE Bedroom (master) air (2nd Floor) (M)	<0.099	<0.10	**0.12**	<0.20	<0.099	<0.17	<0.14	<0.13	<0.13	--	--	--	--	--	--
13.128	13.128-04-111822-M	11/18/2022	RESAMPLE Bedroom (guest) air (2nd Floor) (M)	<0.099	<0.10	**0.12**	<0.20	<0.099	<0.17	<0.14	<0.13	<0.13	--	--	--	--	--	--
13.128	13.128-PSG-S-120122	12/01/2022	Parcel 13, perimeter soil gas (South)	**1,500**	**10**	**22**	**22**	**2.9**	**410**	<2.7	**3,500**	<1.3	<250	--	--	--	--	--
13.128	13.128-PSG-W-120122	12/01/2022	Parcel 13, perimeter soil gas (West)	**15**	<2.0	<2.0	**6.4**	<2.0	**21**	<2.7	**190**	<1.3	<250	--	--	--	--	--
13.129	13.129-AA-111320	11/13/2020	Outdoor air	<0.099	<0.10	<0.10	<0.099	<0.099	<0.17	<0.14	<0.13	<0.13	--	--	--	--	--	--
13.129	13.129-01-111320	11/13/2020	Living room air (1st Floor)	<0.099	<0.10	**0.14**	<0.099	<0.099	<0.17	<0.14	<0.13	<0.13	--	--	--	--	--	--
13.129	13.129-11-111320	11/13/2020	Living room air (1st Floor) (Duplicate)	<0.099	<0.10	**0.13**	<0.099	<0.099	<0.17	<0.14	<0.13	<0.13	--	--	--	--	--	--
13.129	13.129-02-111320	11/13/2020	Bathroom air (1st Floor)	<0.099	<0.10	**0.12**	<0.099	<0.099	<0.17	<0.14	<0.13	<0.13	--	--	--	--	--	--
13.129	13.129-03-111320	11/13/2020	Bedroom (master) air (1st Floor)	<0.099	<0.10	**0.13**	<0.099	<0.099	<0.17	<0.14	<0.13	<0.13	--	--	--	--	--	--
13.129	13.129-04-111320	11/13/2020	Bathroom air (2nd Floor)	<0.099	<0.10	**0.14**	<0.099	<0.099	<0.17	<0.14	<0.13	<0.13	--	--	--	--	--	--
13.129	13.129-SS-111320	11/13/2020	Garage sub-slab soil gas	<2.0	<2.0	<2.0	<2.0	<2.0	**39**	<2.7	<2.7	<1.3	<250	--	--	--	--	--
13.129	13.129-AA-051221	05/12/2021	RESAMPLE Outdoor air	<0.099	<0.10	<0.10	<0.099	<0.099	<0.17	<0.14	<0.13	<0.13	--	--	--	--	--	--
13.129	13.129-01-051221	05/12/2021	RESAMPLE Living room air (1st Floor)	<0.099	<0.10	**0.17**	<0.099	<0.099	<0.17	<0.14	<0.13	<0.13	--	--	--	--	--	--
13.129	13.129-11-051221	05/12/2021	RESAMPLE Living room air (1st Floor) (Replicate)	<0.099	<0.10	**0.14**	<0.099	<0.099	<0.17	<0.14	<0.13	<0.13	--	--	--	--	--	--
13.129	13.129-02-051221	05/12/2021	RESAMPLE Bathroom air (1st Floor)	<0.099	<0.10	**0.16**	<0.099	<0.099	<0.17	<0.14	<0.13	<0.13	--	--	--	--	--	--
13.129	13.129-03-051221	05/12/2021	RESAMPLE Bedroom (master) air (1st Floor)	<0.099	<0.10	**0.17**	<0.099	<0.099	<0.17	<0.14	<0.13	<0.13	--	--	--	--	--	--
13.129	13.129-04-051221	05/12/2021	RESAMPLE Bathroom air (2nd Floor)	<0.099	<0.10	**0.15**	<0.099	<0.099	<0.17	<0.14	<0.13	<0.13	--	--	--	--	--	--
13.129	13.129-SS-051221	05/12/2021	RESAMPLE Garage sub-slab soil gas	<2.0	<2.0	<2.0	<2.0	<2.0	**5.1**	<2.7	<2.7	<1.3	<250	--	--	--	--	--
13.130	13.130-AA-021622	02/16/2022	RESAMPLE Outdoor air	<0.099	<0.10	<0.10	<0.099	<0.099	**0.17**	<0.14	<0.13	<0.13	--	--	--	--	--	--
13.130	13.130-01-021622	02/16/2022	Living room air (1st Floor)	<0.099	<0.10	<0.10	<0.099	<0.099	**0.25**	<0.14	<0.13	<0.13	--	--	--	--	--	--
13.130	13.130-02-021622	02/16/2022	Bathroom (guest) air (1st Floor)	<0.099	<0.10	<0.10	<0.099	<0.099	**0.67**	<0.14	<0.13	<0.13	--	--	--	--	--	--
13.130	13.130-03-021622	02/16/2022	Bedroom (master) air (2nd Floor)	<0.099	<0.10	<0.10	<0.099	<0.099	**0.29**	<0.14	<0.13	<0.13	--	--	--	--	--	--

TABLE A-6

HISTORICAL RESIDENTIAL INDOOR AIR AND SOIL GAS SAMPLING RESULTS
Former Ford Aeronutronic Facility
Newport Beach, California

Building ID	Sample ID	Date [2]	Location Description	Volatile Organic Compounds [1] (µg/m³)									Leak Detection Compounds [1]					
				1,1-DCE	1,1-DCA	1,2-DCA	cis-1,2-DCE	trans-1,2-DCE	PCE	1,1,1-TCA	TCE	Vinyl Chloride	Helium (ppmv)	Heptane (µg/m³)	Hexane (µg/m³)	Pentane (µg/m³)	TFA (µg/m³)	DFA (µg/m³)
13.130	13.130-04-021622	02/16/2022	Bathroom air (2nd Floor)	<0.099	<0.10	<0.10	<0.099	<0.099	**0.36**	<0.14	<0.13	<0.13	--	--	--	--	--	--
13.130	13.130-SS-021622	02/16/2022	Garage sub-slab soil gas	<2.0	<2.0	<2.0	<2.0	<2.0	**18**	<2.7	<2.7	<1.3	<250	--	--	--	--	--
13.130	13.130-01-031622	03/16/2022	RESAMPLE Living room air (1st Floor)	<0.099	<0.10	<0.10	<0.20	<0.099	**1.9**	<0.14	<0.13	<0.13	--	--	--	--	--	--
13.130	13.130-02-031622	03/16/2022	RESAMPLE Bathroom (guest) air (1st Floor)	<0.099	<0.10	<0.10	<0.20	<0.099	**1.4**	<0.14	<0.13	<0.13	--	--	--	--	--	--
13.130	13.130-03-031622	03/16/2022	RESAMPLE Bedroom (master) air (2nd Floor)	<0.099	<0.10	<0.10	<0.20	<0.099	**4.0**	<0.14	<0.13	<0.13	--	--	--	--	--	--
13.130	13.130-04-031622	03/16/2022	RESAMPLE Bathroom air (2nd Floor)	<0.099	<0.10	<0.10	<0.20	<0.099	**2.2**	<0.14	<0.13	<0.13	--	--	--	--	--	--
13.130	13.130-SS-031622	03/16/2022	RESAMPLE Garage sub-slab soil gas	<2.0	<2.0	<2.0	<2.0	<2.0	**9.5**	<2.7	<2.7	<1.3	<250	--	--	--	--	--
13.130	13.130-AA-091422	09/14/2022	RESAMPLE Outdoor air	<0.099	<0.10	<0.10	<0.20	<0.099	<0.17	<0.14	<0.13	<0.13	--	--	--	--	--	--
13.130	13.130-01-091422	09/14/2022	RESAMPLE Living room air (1st Floor)	<0.13	<0.14	<0.14	<0.27	<0.13	**0.33**	<0.18	<0.18 UJ	<0.17	--	--	--	--	--	--
13.130	13.130-11-091422	09/14/2022	RESAMPLE Living room air (1st Floor) (Replicate)	<0.099	<0.10	<0.10	<0.20	<0.099	**0.34**	<0.14	**0.46 J**	<0.13	--	--	--	--	--	--
13.130	13.130-02-091422	09/14/2022	RESAMPLE Bathroom (guest) air (1st Floor)	<0.099	<0.10	<0.10	<0.20	<0.099	**0.46**	<0.14	<0.13	<0.13	--	--	--	--	--	--
13.130	13.130-03-091422	09/14/2022	RESAMPLE Bedroom (master) air (2nd Floor)	<0.099	<0.10	<0.10	<0.20	<0.099	**0.24**	<0.14	<0.13	<0.13	--	--	--	--	--	--
13.130	13.130-04-091422	09/14/2022	RESAMPLE Bathroom air (2nd Floor)	<0.099	<0.10	<0.10	<0.20	<0.099	**0.35**	<0.14	<0.13	<0.13	--	--	--	--	--	--
13.130	13.130-SS-091422	09/14/2022	RESAMPLE Garage sub-slab soil gas	<2.0	<2.0	<2.0	<2.0	<2.0	**14**	<2.7	**3.6**	<1.3	--	--	--	--	--	--
13.131	13.131-AA-100318	10/03/2018	Outdoor air	<0.099	<0.10	<0.10	<0.099	<0.099	<0.17	<0.14	<0.13	<0.13	--	--	--	--	--	--
13.131	13.131-01-100318	10/03/2018	Living room air (1st Floor)	<0.13	<0.13	**0.52 J**	<0.13	<0.13	<0.22	<0.17	<0.17	**0.28**	--	--	--	--	--	--
13.131	13.131-11-100318	10/03/2018	Living room air (1st Floor) (Duplicate)	<0.11	<0.11	**0.34 J**	<0.11	<0.11	**0.31**	<0.15	<0.15	<0.14	--	--	--	--	--	--
13.131	13.131-02-100318	10/03/2018	Family room air (1st Floor)	<0.099	<0.10	**0.35**	<0.099	<0.099	<0.17	<0.14	**0.13**	<0.13	--	--	--	--	--	--
13.131	13.131-03-100318	10/03/2018	Bathroom (guest) air (1st Floor)	<0.15	<0.15	**0.32**	<0.15	<0.15	<0.26	<0.21	<0.20	<0.19	--	--	--	--	--	--
13.131	13.131-04-100318	10/03/2018	Hallway air (2nd Floor)	<0.099	<0.10	**0.27**	<0.099	<0.099	<0.17	<0.14	<0.13	<0.13	--	--	--	--	--	--
13.131	13.131-SS-100318	10/03/2018	Garage sub-slab soil gas	<2.3	<2.3	<2.3	<2.3	<2.3	**56**	<3.1	<3.1	<1.5	<250	--	--	--	--	--
13.131	13.131-AA-112818	11/28/2018	RESAMPLE Outdoor air	<0.099	<0.10	<0.10	<0.099	<0.099	<0.17	<0.14	<0.13	<0.13	--	--	--	--	--	--
13.131	13.131-01-112818	11/28/2018	RESAMPLE Living room air (1st Floor)	<0.099	<0.10	**0.18**	<0.099	<0.099	<0.17	<0.14	<0.13	<0.13	--	--	--	--	--	--
13.131	13.131-11-112818	11/28/2018	RESAMPLE Living room air (1st Floor) (Duplicate)	<0.099	<0.10	**0.19**	<0.099	<0.099	<0.17	<0.14	<0.13	<0.13	--	--	--	--	--	--
13.131	13.131-02-112818	11/28/2018	RESAMPLE Family room air (1st Floor)	<0.099	<0.10	**0.17**	<0.099	<0.099	<0.17	<0.14	<0.13	<0.13	--	--	--	--	--	--
13.131	13.131-03-112818	11/28/2018	RESAMPLE Bathroom (master) air (2nd Floor)	<0.099	<0.10	**0.20**	<0.099	<0.099	<0.17	<0.14	<0.13	<0.13	--	--	--	--	--	--
13.131	13.131-04-112818	11/28/2018	RESAMPLE Bathroom air (2nd Floor)	<0.099	<0.10	**0.26**	<0.099	<0.099	<0.17	<0.14	<0.13	<0.13	--	--	--	--	--	--
13.131	13.131-SS-112818	11/28/2018	RESAMPLE Garage sub-slab soil gas	<2.1	<2.2	<2.2	<2.1	<2.1	<3.6	<2.9	<2.9	<1.4	<100	--	--	--	--	--
13.131	13.131-AA-052821	05/28/2021	RESAMPLE Outdoor air	<0.099	<0.10	<0.10	<0.099	<0.099	<0.17	<0.14	<0.13	<0.13	--	--	--	--	--	--
13.131	13.131-01-052821	05/28/2021	RESAMPLE Living room air (1st Floor)	<0.099	<0.10	**0.11**	<0.099	<0.099	<0.17	<0.14	<0.13	<0.13	--	--	--	--	--	--
13.131	13.131-02-052821	05/28/2021	RESAMPLE Family room air (1st Floor)	<0.099	<0.10	**0.10**	<0.099	<0.099	**0.42**	<0.14	<0.13	<0.13	--	--	--	--	--	--
13.131	13.131-03-052821	05/28/2021	RESAMPLE Bathroom (master) air (2nd Floor)	<0.099	<0.10	<0.10	<0.099	<0.099	**4.2**	<0.14	<0.13	<0.13	--	--	--	--	--	--
13.131	13.131-04-052821	05/28/2021	RESAMPLE Bathroom air (2nd Floor)	<0.099	<0.10	**0.10**	<0.099	<0.099	**5.4**	<0.14	<0.13	<0.13	--	--	--	--	--	--
13.131	13.131-05-052821	05/28/2021	RESAMPLE Bedroom air (1st Floor)	<0.099	<0.10	<0.10	<0.099	<0.099	**1.0**	<0.14	<0.13	<0.13	--	--	--	--	--	--
13.131	13.131-SS-052821	05/28/2021	RESAMPLE Garage sub-slab soil gas	<2.0	<2.0	<2.0	<2.0	<2.0	<3.4	<2.7	<2.7	<1.3	<250	--	--	--	--	--
13.131	13.96-AA-030222 [6]	03/02/2022	RESAMPLE Outdoor air	<0.099	<0.10	<0.10	<0.20	<0.099	<0.17	<0.14	<0.13 UJ	<0.13	--	--	--	--	--	--
13.131	13.131-01-030222	03/02/2022	RESAMPLE Living room air (1st Floor)	<0.099	<0.10	**0.10**	<0.20	<0.099	<0.17	<0.14	<0.13 UJ	<0.13	--	--	--	--	--	--
13.131	13.131-02-030222	03/02/2022	RESAMPLE Family room air (1st Floor)	<0.099	<0.10	<0.10	<0.20	<0.099	<0.17	<0.14	<0.13 UJ	<0.13	--	--	--	--	--	--
13.131	13.131-03-030222	03/02/2022	RESAMPLE Bathroom (master) air (2nd Floor)	<0.099	<0.10	<0.10	<0.20	<0.099	<0.17	<0.14	<0.13 UJ	<0.13	--	--	--	--	--	--
13.131	13.131-04-030222	03/02/2022	RESAMPLE Bathroom air (2nd Floor)	<0.099	<0.10	<0.10	<0.20	<0.099	<0.17	<0.14	<0.13 UJ	<0.13	--	--	--	--	--	--
13.131	13.131-05-030222	03/02/2022	RESAMPLE Bedroom air (1st Floor)	<0.099	<0.10	<0.10	<0.20	<0.099	<0.17	<0.14	<0.13 UJ	<0.13	--	--	--	--	--	--
13.131	13.131-SS-030222	03/02/2022	RESAMPLE Garage sub-slab soil gas	<2.0	<2.0	<2.0	<2.0	<2.0	<3.4 J	<2.7	<2.7	<1.3	<250	--	--	--	--	--
13.132	13.132-AA-120518	12/05/2018	Outdoor air	<0.099	<0.10	**0.12**	<0.099	<0.099	<0.17	<0.14	<0.13	<0.13	--	--	--	--	--	--
13.132	13.132-01-120518	12/05/2018	Family room air (1st Floor)	<0.099	<0.10	**0.22**	<0.099	<0.099	<0.17	<0.14	<0.13	<0.13	--	--	--	--	--	--
13.132	13.132-02-120518	12/05/2018	Bathroom air (1st Floor)	<0.099	<0.10	**0.17**	<0.099	<0.099	<0.17	<0.14	<0.13	<0.13	--	--	--	--	--	--
13.132	13.132-03-120518	12/05/2018	Bedroom (master) air (2nd Floor)	<0.099	<0.10	**0.18**	<0.099	<0.099	<0.17	<0.14	<0.13	<0.13	--	--	--	--	--	--
13.132	13.132-04-120518	12/05/2018	Bedroom air (2nd Floor)	<0.099	<0.10	**0.15**	<0.099	<0.099	**0.23**	<0.14	<0.13	<0.13	--	--	--	--	--	--
13.132	13.132-SS-120518	12/05/2018	Garage sub-slab soil gas	**5.5 J+**	<2.4	<2.4	<2.4	<2.4	**8.6**	<3.2	**36**	<1.5	**170**	--	--	--	--	--
13.132	13.132-AA-082819	08/28/2019	RESAMPLE Outdoor air	<0.099	<0.10	<0.10	<0.099	<0.099	<0.17	<0.14	<0.13	<0.13	--	--	--	--	--	--
13.132	13.132-01-082819	08/28/2019	RESAMPLE Family room air (1st Floor)	<0.099	<0.10	**0.19**	<0.099	<0.099	<0.17	**0.19**	<0.13	<0.13	--	--	--	--	--	--
13.132	13.132-02-082819	08/28/2019	RESAMPLE Bathroom air (1st Floor)	<0.099	<0.10	**0.20**	<0.099	<0.099	<0.17	**0.20**	<0.13	<0.13	--	--	--	--	--	--
13.132	13.132-03-082819	08/28/2019	RESAMPLE Bedroom (master) air (2nd Floor)	<0.099	<0.10	**0.20**	<0.099	<0.099	<0.17	**0.19**	<0.13	<0.13	--	--	--	--	--	--
13.132	13.132-04-082819	08/28/2019	RESAMPLE Bedroom air (2nd Floor)	<0.099	<0.10	**0.22**	<0.099	<0.099	<0.17	**0.19**	<0.13	<0.13	--	--	--	--	--	--
13.132	13.132-SS-082819	08/28/2019	RESAMPLE Garage sub-slab soil gas	<2.0	<2.1	<2.1	**5.2**	<2.0	**85**	<2.8	**51**	<1.3	<250	--	--	--	--	--
13.132	13.132-SS-072122	07/21/2022	RESAMPLE Garage sub-slab soil gas	<2.0	<2.0	<2.0	<2.0	<2.0	**7.1**	<2.7	<2.7	<1.3	<250	--	--	--	--	--
13.133	13.133-AA-020619	02/06/2019	Outdoor air	<0.099	<0.10	<0.10	<0.099	<0.099	<0.17	<0.14	<0.13	<0.13	--	--	--	--	--	--

TABLE A-6

HISTORICAL RESIDENTIAL INDOOR AIR AND SOIL GAS SAMPLING RESULTS
Former Ford Aeronutronic Facility
Newport Beach, California

Building ID	Sample ID	Date [2]	Location Description	Volatile Organic Compounds [1] (µg/m³)									Leak Detection Compounds [1]					
				1,1-DCE	1,1-DCA	1,2-DCA	cis-1,2-DCE	trans-1,2-DCE	PCE	1,1,1-TCA	TCE	Vinyl Chloride	Helium (ppmv)	Heptane (µg/m³)	Hexane (µg/m³)	Pentane (µg/m³)	TFA (µg/m³)	DFA (µg/m³)
13.133	13.133-01-020619	02/06/2019	Family room air (1st Floor)	<0.099	<0.10	**0.26**	<0.099	<0.099	<0.17	<0.14	<0.13	<0.13	--	--	--	--	--	--
13.133	13.133-11-020619	02/06/2019	Family room air (1st Floor) (Duplicate)	<0.099	<0.10	**0.26**	<0.099	<0.099	<0.17	<0.14	<0.13	<0.13	--	--	--	--	--	--
13.133	13.133-02-020619	02/06/2019	Bathroom air (1st Floor)	<0.099	<0.10	**0.66**	<0.099	<0.099	<0.17	<0.14	<0.13	<0.13	--	--	--	--	--	--
13.133	13.133-03-020619	02/06/2019	Bedroom (master) air (2nd Floor)	<0.099	<0.10	**0.28**	<0.099	<0.099	<0.17	<0.14	<0.13	<0.13	--	--	--	--	--	--
13.133	13.133-04-020619	02/06/2019	Bedroom air (2nd Floor)	<0.099	<0.10	**0.31**	<0.099	<0.099	<0.17	<0.14	<0.13	<0.13	--	--	--	--	--	--
13.133	13.133-SS-020619	02/06/2019	Garage sub-slab soil gas	<2.0	<2.0	<2.0	<2.0	<2.0	<3.4	<2.7	<2.7	<1.3	**1,090**	--	--	--	--	--
13.133	13.133-AA-111519	11/15/2019	RESAMPLE Outdoor air	<0.099	<0.10	<0.10	<0.099	<0.099	<0.17	<0.14	<0.13	<0.13	--	--	--	--	--	--
13.133	13.133-01-111519	11/15/2019	RESAMPLE Family room air (1st Floor)	<0.099	<0.10	**0.36**	<0.099	<0.099	<0.17	<0.14	<0.13	<0.13	--	--	--	--	--	--
13.133	13.133-11-111519	11/15/2019	RESAMPLE Family room air (1st Floor) (Duplicate)	<0.099	<0.10	**0.34**	<0.099	<0.099	<0.17	<0.14	<0.13	<0.13	--	--	--	--	--	--
13.133	13.133-02-111519	11/15/2019	RESAMPLE Bathroom air (1st Floor)	<0.099	<0.10	**3.0**	<0.099	<0.099	**0.20**	<0.14	<0.13	<0.13	--	--	--	--	--	--
13.133	13.133-03-111519	11/15/2019	RESAMPLE Bedroom (master) air (2nd Floor)	<0.099	<0.10	**0.27**	<0.099	<0.099	**0.28**	<0.14	<0.13	<0.13	--	--	--	--	--	--
13.133	13.133-04-111519	11/15/2019	RESAMPLE Bedroom air (2nd Floor)	<0.099	<0.10	**0.30**	<0.099	<0.099	<0.17	<0.14	<0.13	<0.13	--	--	--	--	--	--
13.133	13.133-SS-111519	11/15/2019	RESAMPLE Garage sub-slab soil gas	<3.1	<3.1	<3.1	<3.1	<3.1	<5.3	<4.2	<4.2	<2.0	<250	--	--	--	--	--
13.134	13.134-AA-010919	01/09/2019	Outdoor air	<0.099	<0.10	**0.15**	<0.099	**0.21**	<0.17	<0.14	<0.13	<0.13	--	--	--	--	--	--
13.134	13.134-01-010919	01/09/2019	Family room air (1st Floor)	<0.099	<0.10	**0.89**	<0.099	**0.50**	**0.63**	<0.14	<0.13	<0.13	--	--	--	--	--	--
13.134	13.134-11-010919	01/09/2019	Family room air (1st Floor) (Duplicate)	<0.099	<0.10	**0.89**	<0.099	**0.50**	**0.59**	<0.14	<0.13	<0.13	--	--	--	--	--	--
13.134	13.134-02-010919	01/09/2019	Bathroom air (1st Floor)	<0.099	<0.10	**0.72**	<0.099	**0.89**	**0.47**	<0.14	<0.13	<0.13	--	--	--	--	--	--
13.134	13.134-03-010919	01/09/2019	Bedroom (master) air (2nd Floor)	<0.099	<0.10	**1.8**	<0.099	**2.4**	**0.51**	<0.14	<0.13	<0.13	--	--	--	--	--	--
13.134	13.134-04-010919	01/09/2019	Bedroom air (2nd Floor)	<0.099	<0.10	**1.3**	<0.099	**3.8**	**0.78**	<0.14	<0.13	<0.13	--	--	--	--	--	--
13.134	13.134-SS-010919	01/09/2019	Garage sub-slab soil gas	<2.0	<2.0	<2.0	<2.0	<2.0	**28**	<2.7	**5.4**	<1.3	**213**	--	--	--	--	--
13.134	13.134-AA-022019	02/20/2019	RESAMPLE Outdoor air	<0.099	<0.10	**0.10**	<0.099	<0.099	<0.17	<0.14	<0.13	<0.13	--	--	--	--	--	--
13.134	13.134-01-022019	02/20/2019	RESAMPLE Family room air (1st Floor)	<0.099	<0.10	**0.67**	<0.099	<0.099	**0.36**	<0.14	<0.13	<0.13	--	--	--	--	--	--
13.134	13.134-02-022019	02/20/2019	RESAMPLE Bathroom air (1st Floor)	<0.099	<0.10	**0.63**	<0.099	<0.099	**0.24**	<0.14	<0.13	<0.13	--	--	--	--	--	--
13.134	13.134-03-022019	02/20/2019	RESAMPLE Bedroom (master) air (2nd Floor)	<0.099	<0.10	**0.3**	<0.099	<0.099	<0.17	<0.14	<0.13	<0.13	--	--	--	--	--	--
13.134	13.134-04-022019	02/20/2019	RESAMPLE Bedroom air (2nd Floor)	<0.099	<0.10	**1.0**	<0.099	<0.099	**0.35**	<0.14	<0.13	<0.13	--	--	--	--	--	--
13.134	13.134-SS-022019	02/20/2019	RESAMPLE Garage sub-slab soil gas	<2.0	<2.0	<2.0	<2.0	<2.0	**24**	<2.7	**6.9**	<1.3	<100	--	--	--	--	--
13.134	13.134-AA-061821	06/18/2021	RESAMPLE Outdoor air	<0.099	<0.10	**0.11**	<0.099	<0.099	<0.17	<0.14	<0.13	<0.13	--	--	--	--	--	--
13.134	13.134-01-061821	06/18/2021	RESAMPLE Family room air (1st Floor)	<0.099	<0.10	**0.91 J**	<0.099	<0.099	<0.17	<0.14	<0.13	<0.13	--	--	--	--	--	--
13.134	13.134-11-061821	06/18/2021	RESAMPLE Family room air (1st Floor) (Replicate)	<0.099	<0.10	**0.32 J**	<0.099	<0.099	<0.17	<0.14	<0.13	<0.13	--	--	--	--	--	--
13.134	13.134-02-061821	06/18/2021	RESAMPLE Bathroom air (1st Floor)	<0.099	<0.10	**0.73**	<0.099	<0.099	**0.19**	<0.14	<0.13	<0.13	--	--	--	--	--	--
13.134	13.134-03-061821	06/18/2021	RESAMPLE Bedroom (master) air (2nd Floor)	<0.099	<0.10	**2.3**	<0.099	<0.099	**0.47**	<0.14	<0.13	<0.13	--	--	--	--	--	--
13.134	13.134-04-061821	06/18/2021	RESAMPLE Bedroom air (2nd Floor)	<0.099	<0.10	**1.1**	<0.099	<0.099	**0.75**	<0.14	<0.13	<0.13	--	--	--	--	--	--
13.134	13.134-SS-061821	06/18/2021	RESAMPLE Garage sub-slab soil gas	<2.8	<2.8	<2.8	<2.8	<2.8	**17**	<3.8	<3.8	<1.8	<250	--	--	--	--	--
13.134	13.134-AA-022522	02/25/2022	RESAMPLE Outdoor air	<0.099	<0.10	<0.10	<0.20	<0.099	<0.17	<0.14	<0.13 UJ	<0.13	--	--	--	--	--	--
13.134	13.134-01-022522	02/25/2022	RESAMPLE Family room air (1st Floor)	<0.099	<0.10	**0.31**	<0.20	<0.099	**0.32**	<0.14	<0.13 UJ	<0.13	--	--	--	--	--	--
13.134	13.134-02-022522	02/25/2022	RESAMPLE Bathroom air (1st Floor)	<0.099	<0.10	**0.27**	<0.20	<0.099	**0.41**	<0.14	<0.13 UJ	<0.13	--	--	--	--	--	--
13.134	13.134-03-022522	02/25/2022	RESAMPLE Bedroom (master) air (2nd Floor)	<0.099	<0.10	**1.4**	<0.20	<0.099	**1.0**	<0.14	<0.13 UJ	<0.13	--	--	--	--	--	--
13.134	13.134-04-022522	02/25/2022	RESAMPLE Bedroom air (2nd Floor)	<0.099	<0.10	**0.51**	<0.20	<0.099	**2.1**	<0.14	<0.13 UJ	<0.13	--	--	--	--	--	--
13.134	13.134-SS-022522	02/25/2022	RESAMPLE Garage sub-slab soil gas	<2.0	<2.0	<2.0	<2.0	<2.0	**8.8**	<2.7	<2.7	<1.3	<250	--	--	--	--	--
13.136	13.136-AA-031319	03/13/2019	Outdoor air	<0.099	<0.10	<0.10	<0.099	<0.099	<0.17	<0.14	<0.13	<0.13	--	--	--	--	--	--
13.136	13.136-01-031319	03/13/2019	Living room air (1st Floor)	<0.099	<0.10	**0.16**	<0.099	<0.099	<0.17	<0.14	<0.13	<0.13	--	--	--	--	--	--
13.136	13.136-02-031319	03/13/2019	Bathroom air (1st Floor)	<0.099	<0.10	**0.15**	<0.099	<0.099	<0.17	<0.14	<0.13	<0.13	--	--	--	--	--	--
13.136	13.136-03-031319	03/13/2019	Family room air (1st Floor)	<0.099	<0.10	**0.11**	<0.099	<0.099	<0.17	<0.14	<0.13	<0.13	--	--	--	--	--	--
13.136	13.136-04-031319	03/13/2019	Bathroom (master) air (2nd Floor)	<0.099	<0.10	**0.16**	<0.099	<0.099	<0.17	<0.14	<0.13	<0.13	--	--	--	--	--	--
13.136	13.136-SS-031319	03/13/2019	Garage sub-slab soil gas	<2.0	<2.0	<2.0	<2.0	<2.0	<3.4	<2.7	<2.7	<1.3	**117**	--	--	--	--	--
13.136	13.136-AA-121319	12/13/2019	RESAMPLE Outdoor air	<0.099	<0.10	<0.10	<0.099	<0.099	<0.17	<0.14	<0.13	<0.13	--	--	--	--	--	--
13.136	13.136-01-121319	12/13/2019	RESAMPLE Living room air (1st Floor)	<0.099	<0.10	**0.14**	<0.099	<0.099	<0.17	<0.14	<0.13	<0.13	--	--	--	--	--	--
13.136	13.136-11-121319	12/13/2019	RESAMPLE Living room air (1st Floor) (Duplicate)	<0.099	<0.10	**0.13**	<0.099	<0.099	<0.17	<0.14	<0.13	<0.13	--	--	--	--	--	--
13.136	13.136-02-121319	12/13/2019	RESAMPLE Bathroom air (1st Floor)	<0.099	<0.10	**0.12**	<0.099	<0.099	<0.17	<0.14	<0.13	<0.13	--	--	--	--	--	--
13.136	13.136-03-121319	12/13/2019	RESAMPLE Family room air (1st Floor)	<0.099	<0.10	**0.15**	<0.099	<0.099	<0.17	<0.14	<0.13	<0.13	--	--	--	--	--	--
13.136	13.136-04-121319	12/13/2019	RESAMPLE Bathroom (master) air (2nd Floor)	<0.099	<0.10	**0.14**	<0.099	<0.099	<0.17	<0.14	<0.13	<0.13	--	--	--	--	--	--
13.136	13.136-SS-121319	12/13/2019	RESAMPLE Garage sub-slab soil gas	<2.0	<2.0	<2.0	<2.0	<2.0	<3.4	<2.7	**4.5**	<1.3	<250	--	--	--	--	--
13.137	13.137-AA-121418	12/14/2018	Outdoor air	<0.099	<0.10	**0.12**	<0.099	<0.099	<0.17	<0.14	<0.13	<0.13	--	--	--	--	--	--
13.137	13.137-01-121418	12/14/2018	Family room air (1st Floor)	<0.099	<0.10	**0.16**	<0.099	<0.099	**0.27**	<0.14	<0.13	<0.13	--	--	--	--	--	--
13.137	13.137-11-121418	12/14/2018	Family room air (1st Floor) (Duplicate)	<0.099	<0.10	**0.16**	<0.099	<0.099	**0.23**	<0.14	<0.13	<0.13	--	--	--	--	--	--
13.137	13.137-02-121418	12/14/2018	Bathroom air (1st Floor)	<0.099	<0.10	**0.15**	<0.099	<0.099	**0.29**	<0.14	<0.13	<0.13	--	--	--	--	--	--

TABLE A-6

HISTORICAL RESIDENTIAL INDOOR AIR AND SOIL GAS SAMPLING RESULTS
Former Ford Aeronutronic Facility
Newport Beach, California

Building ID	Sample ID	Date [2]	Location Description	Volatile Organic Compounds [1] (µg/m³)									Leak Detection Compounds [1]					
				1,1-DCE	1,1-DCA	1,2-DCA	cis-1,2-DCE	trans-1,2-DCE	PCE	1,1,1-TCA	TCE	Vinyl Chloride	Helium (ppmv)	Heptane (µg/m³)	Hexane (µg/m³)	Pentane (µg/m³)	TFA (µg/m³)	DFA (µg/m³)
13.137	13.137-03-121418	12/14/2018	Bedroom (master) air (2nd Floor)	<0.099	<0.10	**0.17**	<0.099	<0.099	**0.30**	<0.14	<0.13	<0.13	--	--	--	--	--	--
13.137	13.137-04-121418	12/14/2018	Bedroom (office) air (2nd Floor)	<0.099	<0.10	**0.17**	<0.099	<0.099	**0.45**	<0.14	<0.13	<0.13	--	--	--	--	--	--
13.137	13.137-SS-121418	12/14/2018	Garage sub-slab soil gas	<2.0	<2.0	<2.0	<2.0	<2.0	**32**	<2.7	<2.7	<1.3	**248**	--	--	--	--	--
13.137	13.137-AA-051519	05/15/2019	RESAMPLE Outdoor air	<0.099	<0.10	<0.10	<0.099	<0.099	<0.17	<0.14	<0.13	<0.13	--	--	--	--	--	--
13.137	13.137-01-051519	05/15/2019	RESAMPLE Family room air (1st Floor)	<0.099	<0.10	**0.11**	<0.099	<0.099	**0.18**	<0.14	<0.13	<0.13	--	--	--	--	--	--
13.137	13.137-02-051519	05/15/2019	RESAMPLE Bathroom air (1st Floor)	<0.099	<0.10	**0.10**	<0.099	<0.099	**0.17**	<0.14	<0.13	<0.13	--	--	--	--	--	--
13.137	13.137-03-051519	05/15/2019	RESAMPLE Bedroom (master) air (2nd Floor)	<0.099	<0.10	**0.11**	<0.099	<0.099	**0.22**	<0.14	<0.13	<0.13	--	--	--	--	--	--
13.137	13.137-04-051519	05/15/2019	RESAMPLE Bedroom air (2nd Floor)	<0.099	<0.10	**0.11**	<0.099	<0.099	**0.38**	<0.14	<0.13	<0.13	--	--	--	--	--	--
13.137	13.137-SS-051519	05/15/2019	RESAMPLE Garage sub-slab soil gas	<2.0	<2.0	<2.0	<2.0	<2.0	**27**	<2.7	<2.7	<1.3	<100	--	--	--	--	--
13.138	13.138-AA-100318	10/03/2018	Outdoor air	<0.11	<0.11	<0.11	<0.11	<0.11	<0.19	<0.15	<0.15	<0.14	--	--	--	--	--	--
13.138	13.138-01-100318	10/03/2018	Living room air (1st Floor)	<0.099	<0.10	**0.16**	<0.099	<0.099	<0.17	<0.14	<0.13	<0.13	--	--	--	--	--	--
13.138	13.138-02-100318	10/03/2018	Bedroom (office) air (2nd Floor)	<0.099	<0.10	<0.10	<0.099	<0.099	<0.17	<0.14	<0.13	<0.13	--	--	--	--	--	--
13.138	13.138-03-100318	10/03/2018	Bathroom air (1st Floor)	<0.10	<0.10	<0.10	<0.10	<0.10	<0.17	<0.14	<0.14	<0.13	--	--	--	--	--	--
13.138	13.138-04-100318	10/03/2018	Family room air (1st Floor)	<0.10	<0.10	<0.10	<0.10	<0.10	<0.17	<0.14	<0.14	<0.13	--	--	--	--	--	--
13.138	13.138-SS-100318	10/03/2018	Garage sub-slab soil gas	<2.0	<2.1	<2.1	<2.0	<2.0	**11 J**	<2.8	**14 J**	<1.3	<250	--	--	--	--	--
13.138	13.138-SS1-100318	10/03/2018	Garage sub-slab soil gas (Duplicate)	<2.0	<2.0	<2.0	<2.0	<2.0	**23 J**	<2.8	<2.7 UJ	<1.3	<250	--	--	--	--	--
13.138	13.138-01-103118	10/31/2018	RESAMPLE Living room air (1st Floor)	<0.099	<0.10	**0.11**	<0.099	<0.099	<0.17	<0.14	<0.13	<0.13	--	--	--	--	--	--
13.138	13.138-11-103118	10/31/2018	RESAMPLE Living room air (1st Floor) (Duplicate)	<0.25	<0.25	<0.25	<0.25	<0.25	**0.44**	<0.34	<0.33	<0.32	--	--	--	--	--	--
13.138	13.138-02-103118	10/31/2018	RESAMPLE Bedroom (office) air (2nd Floor)	<0.099	<0.10	<0.10	<0.099	<0.099	<0.17	<0.14	<0.13	<0.13	--	--	--	--	--	--
13.138	13.138-03-103118	10/31/2018	RESAMPLE Bathroom air (1st Floor)	<0.099	<0.10	<0.10	<0.099	<0.099	<0.17	<0.14	<0.13	<0.13	--	--	--	--	--	--
13.138	13.138-04-103118	10/31/2018	RESAMPLE Family room air (1st Floor)	<0.099	<0.10	**0.12**	<0.099	<0.099	<0.17	<0.14	<0.13	<0.13	--	--	--	--	--	--
13.138	13.138-SS-103118	10/31/2018	RESAMPLE Garage sub-slab soil gas	<2.3	<2.4	<2.4	<2.3	<2.3	**4.3**	<3.2	**4.9**	<1.5	<250	--	--	--	--	--
13.138	13.138-AA-081821	08/18/2021	RESAMPLE Outdoor air	<0.099	<0.10	<0.10	<0.099	<0.099	<0.17	<0.14	<0.13	<0.13	--	--	--	--	--	--
13.138	13.138-01-081821	08/18/2021	Living room air (1st Floor)	<0.099	<0.10	**1.1**	<0.099	<0.099	**0.70**	<0.14	<0.13	<0.13	--	--	--	--	--	--
13.138	13.138-02-081821	08/18/2021	RESAMPLE Bedroom (office) air (2nd Floor)	<0.099	<0.10	**1.3**	<0.099	<0.099	**0.74**	<0.14	<0.13	<0.13	--	--	--	--	--	--
13.138	13.138-03-081821	08/18/2021	RESAMPLE Bathroom air (1st Floor)	<0.099	<0.10	**1.3**	<0.099	<0.099	**0.79**	<0.14	<0.13	<0.13	--	--	--	--	--	--
13.138	13.138-04-081821	08/18/2021	RESAMPLE Family room air (1st Floor)	<0.099	<0.10	**1.3**	<0.099	<0.099	**0.77**	<0.14	<0.13	<0.13	--	--	--	--	--	--
13.138	13.138-SS-081821	08/18/2021	Garage sub-slab soil gas	<2.0	<2.0	<2.0	<2.0	<2.0	<3.4	<2.7	<2.7	<1.3	<250	--	--	--	--	--
13.138	13.138-AA-021622	02/16/2022	RESAMPLE Outdoor air	<0.099	<0.10	<0.10	<0.099	<0.099	<0.17	<0.14	<0.13	<0.13	--	--	--	--	--	--
13.138	13.138-01-021622	02/16/2022	RESAMPLE Living room air (1st Floor)	<0.099	<0.10	**0.63**	<0.099	<0.099	<0.17	<0.14	<0.13	<0.13	--	--	--	--	--	--
13.138	13.138-02-021622	02/16/2022	RESAMPLE Bedroom (office) air (2nd Floor)	<0.099	<0.10	**0.58**	<0.099	<0.099	<0.17	<0.14	<0.13	<0.13	--	--	--	--	--	--
13.138	13.138-03-021622	02/16/2022	RESAMPLE Bathroom air (1st Floor)	<0.099	<0.10	**0.61**	<0.099	<0.099	<0.17	<0.14	<0.13	<0.13	--	--	--	--	--	--
13.138	13.138-04-021622	02/16/2022	RESAMPLE Family room air (1st Floor)	<0.099	<0.10	**0.66**	<0.099	<0.099	**0.25**	<0.14	<0.13	<0.13	--	--	--	--	--	--
13.138	13.138-SS-021622	02/16/2022	RESAMPLE Garage sub-slab soil gas	<2.1 R	<2.1 R	<2.1 R	<2.1 R	<2.1 R	**4.9 R**	<2.9 R	**5.6 R**	<1.3 R	**240,000**	--	--	--	--	--
13.138	13.138-AA-080522	08/05/2022	RESAMPLE Outdoor air	<0.099	<0.10	<0.10	<0.20	<0.099	<0.17	<0.14	<0.13	<0.13	--	--	--	--	--	--
13.138	13.138-01-080522	08/05/2022	RESAMPLE Living room air (1st Floor)	<0.099	<0.10	**0.69**	<0.20	<0.099	<0.17	<0.14	<0.13	<0.13	--	--	--	--	--	--
13.138	13.138-02-080522	08/05/2022	RESAMPLE Bedroom (office) air (2nd Floor)	<0.099	<0.10	**0.61**	<0.20	<0.099	<0.17	<0.14	<0.13	<0.13	--	--	--	--	--	--
13.138	13.138-03-080522	08/05/2022	RESAMPLE Bathroom air (1st Floor)	<0.099	<0.10	**0.60**	<0.20	<0.099	<0.17	<0.14	<0.13	<0.13	--	--	--	--	--	--
13.138	13.138-04-080522	08/05/2022	RESAMPLE Family room air (1st Floor)	<0.099	<0.10	**0.72**	<0.20	<0.099	<0.17	<0.14	<0.13	<0.13	--	--	--	--	--	--
13.138	13.138-SS-080522	08/05/2022	RESAMPLE Garage sub-slab soil gas	<2.0	<2.0	<2.0	<2.0	<2.0	<3.4	<2.7	<2.7	<1.3	<250	--	--	--	--	--
13.139	13.139-AA-042121	04/21/2021	Outdoor air	<0.099	<0.10	<0.10	<0.099	<0.099	<0.17	<0.14	<0.13	<0.13	--	--	--	--	--	--
13.139	13.139-01-042121	04/21/2021	Living room air (1st Floor)	<0.099	<0.10	**1.4**	<0.099	<0.099	<0.17	<0.14	<0.13	<0.13	--	--	--	--	--	--
13.139	13.139-11-042121	04/21/2021	Living room air (1st Floor) (Replicate)	<0.099	<0.10	**1.2**	<0.099	<0.099	<0.17	<0.14	<0.13	<0.13	--	--	--	--	--	--
13.139	13.139-02-042121	04/21/2021	Bathroom air (1st Floor)	<0.099	<0.10	**1.6**	<0.099	<0.099	<0.17	<0.14	<0.13	<0.13	--	--	--	--	--	--
13.139	13.139-03-042121	04/21/2021	Bedroom (master) air (2nd Floor)	<0.099	<0.10	**0.70**	<0.099	<0.099	<0.17	<0.14	<0.13	<0.13	--	--	--	--	--	--
13.139	13.139-04-042121	04/21/2021	Bathroom air (2nd Floor)	<0.099	<0.10	**0.76**	<0.099	<0.099	<0.17	<0.14	<0.13	<0.13	--	--	--	--	--	--
13.139	13.139-SS-042121	04/21/2021	Garage sub-slab soil gas	<2.2	<2.3	<2.3	<2.2	<2.2	<3.8	<3.1	<3.0	<1.4	<250	--	--	--	--	--
13.140	--	--	Outdoor air [14]	--	--	--	--	--	--	--	--	--	**--**	--	--	--	--	--
13.140	13.140-01-100518	10/05/2018	Living room air (1st Floor)	<0.099	<0.10	<0.10	<0.099	<0.099	**1.1 J**	<0.14	<0.13	<0.13	--	--	--	--	--	--
13.140	13.140-11-100518	10/05/2018	Living room air (1st Floor) (Duplicate)	<0.10	<0.10	<0.10	<0.10	<0.10	**1.6 J**	<0.14	<0.14	<0.13	--	--	--	--	--	--
13.140	13.140-02-100518	10/05/2018	Hall outside bedroom (master) air (1st Floor)	<0.12	<0.12	<0.12	<0.12	<0.12	**2.0 J-**	<0.17	<0.16 UJ	<0.16	--	--	--	--	--	--
13.140	13.140-03-100518	10/05/2018	Family room air (1st Floor)	<0.12	<0.12	<0.12	<0.12	<0.12	**1.3**	<0.16	<0.16	<0.15	--	--	--	--	--	--
13.140	13.140-04-100518	10/05/2018	Bedroom (guest) air (2nd Floor)	<0.14	<0.14	<0.14	<0.14	<0.14	**1.5**	<0.19	<0.18	<0.18	--	--	--	--	--	--
13.140	13.140-SS-100518	10/05/2018	Garage sub-slab soil gas	<2.0	<2.0	<2.0	<2.0	<2.0	**8.7**	<2.7	<2.7	<1.3	<250	--	--	--	--	--
13.140	13.140-AA-103118	10/31/2018	RESAMPLE Outdoor air	<0.099	<0.10	<0.10	<0.099	<0.099	<0.17	<0.14	<0.13	<0.13	--	--	--	--	--	--
13.140	13.140-01-103118	10/31/2018	RESAMPLE Living room air (1st Floor)	<0.099	<0.10	<0.10	<0.099	<0.099	**1.0**	<0.14	<0.13	<0.13	--	--	--	--	--	--

TABLE A-6

HISTORICAL RESIDENTIAL INDOOR AIR AND SOIL GAS SAMPLING RESULTS
Former Ford Aeronutronic Facility
Newport Beach, California

Building ID	Sample ID	Date [2]	Location Description	Volatile Organic Compounds [1] (µg/m³)									Leak Detection Compounds [1]					
				1,1-DCE	1,1-DCA	1,2-DCA	cis-1,2-DCE	trans-1,2-DCE	PCE	1,1,1-TCA	TCE	Vinyl Chloride	Helium (ppmv)	Heptane (µg/m³)	Hexane (µg/m³)	Pentane (µg/m³)	TFA (µg/m³)	DFA (µg/m³)
13.140	13.140-02-103118	10/31/2018	RESAMPLE Hall outside bedroom (master) air (1st Floor)	<0.099	<0.10	<0.10	<0.099	<0.099	**1.2**	<0.14	<0.13	<0.13	--	--	--	--	--	--
13.140	13.140-03-103118	10/31/2018	RESAMPLE Family room air (1st Floor)	<0.099	<0.10	<0.10	<0.099	<0.099	**1.2**	<0.14	<0.13	<0.13	--	--	--	--	--	--
13.140	13.140-04-103118	10/31/2018	RESAMPLE Bedroom (guest) air (2nd Floor)	<0.12	<0.12	<0.12	<0.12	<0.12	**1.3**	<0.16	<0.16	<0.15	--	--	--	--	--	--
13.140	13.140-SS-103118	10/31/2018	RESAMPLE Garage sub-slab soil gas	<2.2	<2.2	<2.2	**3.3**	<2.2	**13**	<3.0	**9.4**	<1.4	<250	--	--	--	--	--
13.140	13.140-AA-041421	04/14/2021	RESAMPLE Outdoor air	<0.099	<0.10	<0.10	<0.099	<0.099	<0.17	<0.14	<0.13	<0.13	--	--	--	--	--	--
13.140	13.140-01-041421	04/14/2021	RESAMPLE Living room air (1st Floor)	<0.099	<0.10	**0.10**	<0.099	<0.099	<0.17	<0.14	<0.13	<0.13	--	--	--	--	--	--
13.140	13.140-02-041421	04/14/2021	RESAMPLE Hall outside bedroom (master) air (1st Floor)	<0.099	<0.10	<0.10	<0.099	<0.099	<0.17	<0.14	<0.13	<0.13	--	--	--	--	--	--
13.140	13.140-03-041421	04/14/2021	RESAMPLE Family room air (1st Floor)	<0.099	<0.10	**0.10**	<0.099	<0.099	<0.17	<0.14	<0.13	<0.13	--	--	--	--	--	--
13.140	13.140-04-041421	04/14/2021	RESAMPLE Bedroom (guest) air (2nd Floor)	<0.099	<0.10	**0.10**	<0.099	<0.099	<0.17	<0.14	<0.13	<0.13	--	--	--	--	--	--
13.140	13.140-SS-041421	04/14/2021	RESAMPLE Garage sub-slab soil gas	<2.0	<2.0	<2.0	<2.0	<2.0	**4.4**	<2.7	<2.7	<1.3	<250	--	--	--	--	--
13.140	13.140-AA-022522	02/25/2022	RESAMPLE Outdoor air	<0.099	<0.10	<0.10	<0.20	<0.099	<0.17	<0.14	<0.13 UJ	<0.13	--	--	--	--	--	--
13.140	13.140-01-022522	02/25/2022	RESAMPLE Living room air (1st Floor)	<0.099	<0.10	<0.10	<0.20	<0.099	<0.17	<0.14	<0.13 UJ	<0.13	--	--	--	--	--	--
13.140	13.140-02-022522	02/25/2022	RESAMPLE Hall outside bedroom (master) air (1st Floor)	<0.099	<0.10	<0.10	<0.20	<0.099	<0.17	<0.14	<0.13 UJ	<0.13	--	--	--	--	--	--
13.140	13.140-03-022522	02/25/2022	RESAMPLE Family room air (1st Floor)	<0.099	<0.10	<0.10	<0.20	<0.099	<0.17	<0.14	<0.13 UJ	<0.13	--	--	--	--	--	--
13.140	13.140-04-022522	02/25/2022	RESAMPLE Bedroom (guest) air (2nd Floor)	<0.099	<0.10	<0.10	<0.20	<0.099	<0.17	<0.14	<0.13 UJ	<0.13	--	--	--	--	--	--
13.140	13.140-SS-022522	02/25/2022	RESAMPLE Garage sub-slab soil gas	<2.0	<2.0	<2.0	<2.0	<2.0	**9.4**	<2.7	<2.7	<1.3	<250	--	--	--	--	--
13.141	13.141-AA-042419	04/24/2019	Outdoor air	<0.099	<0.10	<0.10	<0.099	<0.099	<0.17	<0.14	<0.13	<0.13	--	--	--	--	--	--
13.141	13.141-01-042419	04/24/2019	Dining room air (1st Floor)	<0.099	<0.10	**0.35**	<0.099	<0.099	<0.17	<0.14	<0.13	<0.13	--	--	--	--	--	--
13.141	13.141-11-042419	04/24/2019	Dining room air (1st Floor) (Duplicate)	<0.099	<0.10	**0.36**	<0.099	<0.099	<0.17	<0.14	<0.13	<0.13	--	--	--	--	--	--
13.141	13.141-02-042419	04/24/2019	Bathroom (guest) air (1st Floor)	<0.099	<0.10	**0.38**	<0.099	<0.099	<0.17	<0.14	<0.13	<0.13	--	--	--	--	--	--
13.141	13.141-03-042419	04/24/2019	Kitchen/living room air (1st Floor)	<0.099	<0.10	**0.35**	<0.099	<0.099	**0.24**	<0.14	<0.13	<0.13	--	--	--	--	--	--
13.141	13.141-04-042419	04/24/2019	Bedroom (master) air (2nd Floor)	<0.099	<0.10	**0.98**	<0.099	<0.099	<0.17	<0.14	<0.13	<0.13	--	--	--	--	--	--
13.141	13.141-SS1-042419	04/24/2019	Garage sub-slab soil gas	<2.0	<2.0	<2.0	<2.0	<2.0	**7.5 J**	<2.7	**46 J**	<1.3	**207**	--	--	--	--	--
13.141	13.141-SS11-042419	04/24/2019	Garage sub-slab soil gas (Duplicate)	<2.0	<2.0	<2.0	<2.0	<2.0	<3.4 UJ	<2.7	<2.7 UJ	<1.3	**248**	--	--	--	--	--
13.141	13.141-AA-110119	11/01/2019	RESAMPLE Outdoor air	<0.099	<0.10	<0.10	<0.099	<0.099	<0.17	<0.14	<0.13	<0.13	--	--	--	--	--	--
13.141	13.141-01-110119	11/01/2019	RESAMPLE Dining room air (1st Floor)	<0.099	<0.10	**4.3**	<0.099	<0.099	**0.19**	<0.14	<0.13	<0.13	--	--	--	--	--	--
13.141	13.141-02-110119	11/01/2019	RESAMPLE Bathroom air (1st Floor)	<0.099	<0.10	**3.4**	<0.099	<0.099	**0.32**	<0.14	<0.13	<0.13	--	--	--	--	--	--
13.141	13.141-03-110119	11/01/2019	RESAMPLE Kitchen/living room air (1st Floor)	<0.099	<0.10	**3.9**	<0.099	<0.099	**0.26**	<0.14	<0.13	<0.13	--	--	--	--	--	--
13.141	13.141-04-110119	11/01/2019	RESAMPLE Bedroom (master) air (2nd Floor)	<0.099	<0.10	**5.5**	<0.099	<0.099	**0.25**	<0.14	<0.13	<0.13	--	--	--	--	--	--
13.141	13.141-SS-110119	11/01/2019	RESAMPLE Garage sub-slab soil gas	<2.0	<2.0	<2.0	<2.0	<2.0	<3.4	<2.7	<2.7	<1.3	<250	--	--	--	--	--
13.141	13.141-SS-052522	05/25/2022	RESAMPLE Garage sub-slab soil gas	<2.0	<2.0	<2.0	<2.0	<2.0	<3.4	<2.7	<2.7	<1.3	<250	--	--	--	--	--
13.142	13.07-AA-121218 [6]	12/12/2018	Outdoor air	<0.099	<0.10	**0.12**	<0.099	<0.099	**0.17**	<0.14	<0.13	<0.13	--	--	--	--	--	--
13.142	13.142-01-121218	12/12/2018	Family room air (1st Floor)	<0.099	<0.10	**0.47**	<0.099	<0.099	**0.71**	**0.24**	<0.13	<0.13	--	--	--	--	--	--
13.142	13.142-03-121218	12/12/2018	Bedroom (master) air (2nd Floor)	<0.099	<0.10	**0.8**	<0.099	<0.099	**1.5**	**0.14**	**0.28**	<0.13	--	--	--	--	--	--
13.142	13.142-04-121218	12/12/2018	Bedroom air (2nd Floor)	<0.099	<0.10	**0.81**	<0.099	<0.099	**1.2**	**0.20**	<0.13	<0.13	--	--	--	--	--	--
13.142	13.142-SS-121218	12/12/2018	Garage sub-slab soil gas	<2.0	<2.0	<2.0	**4.3**	<2.0	**20**	<2.7	**31**	<1.3	<100	--	--	--	--	--
13.142	13.142-AA-042419	04/24/2019	RESAMPLE Outdoor air	<0.099	<0.10	<0.10	<0.099	<0.099	<0.17	<0.14	<0.13	<0.13	--	--	--	--	--	--
13.142	13.142-01-042419	04/24/2019	RESAMPLE Living room air (1st Floor)	<0.099	<0.10	<0.10	<0.099	<0.099	<0.17	<0.14	<0.13	<0.13	--	--	--	--	--	--
13.142	13.142-02-042419	04/24/2019	RESAMPLE Bathroom air (1st Floor)	<0.099	<0.10	<0.10	<0.099	<0.099	<0.17	<0.14	<0.13	<0.13	--	--	--	--	--	--
13.142	13.142-03-042419	04/24/2019	RESAMPLE Kitchen/living room air (1st Floor)	<0.099	<0.10	<0.10	<0.099	<0.099	<0.17	<0.14	<0.13	<0.13	--	--	--	--	--	--
13.142	13.142-04-042419	04/24/2019	RESAMPLE Bedroom (master) air (2nd Floor)	<0.19	<0.20	<0.20	<0.19	<0.19	<0.33	<0.27	<0.26	<0.25	--	--	--	--	--	--
13.142	13.142-SS1-042419	04/24/2019	RESAMPLE Garage sub-slab soil gas	<2.0	<2.0	<2.0	<2.0	<2.0	<3.4	<2.7	**5.3**	<1.3	<100	--	--	--	--	--
13.142	13.142-SS11-042419	04/24/2019	RESAMPLE Garage sub-slab soil gas (Duplicate)	<2.0	<2.0	<2.0	<2.0	<2.0	<3.4	<2.7	<2.7	<1.3	<100	--	--	--	--	--
13.142	13.142-AA-102320	10/23/2020	RESAMPLE Outdoor air	<0.099	<0.10	<0.10	<0.099	<0.099	<0.17	<0.14	<0.13	<0.13	--	--	--	--	--	--
13.142	13.142-01-102320	10/23/2020	RESAMPLE Living room air (1st Floor)	<0.099	<0.10	**0.16**	<0.099	<0.099	<0.17	**0.31**	<0.13	<0.13	--	--	--	--	--	--
13.142	13.142-02-102320	10/23/2020	RESAMPLE Bathroom air (1st Floor)	<0.099	<0.10	**0.17**	<0.099	<0.099	**0.30**	**0.20**	<0.13	<0.13	--	--	--	--	--	--
13.142	13.142-03-102320	10/23/2020	RESAMPLE Kitchen/living room air (1st Floor)	<0.099	<0.10	**0.20**	<0.099	<0.099	<0.17	**0.25**	<0.13	<0.13	--	--	--	--	--	--
13.142	13.142-04-102320	10/23/2020	RESAMPLE Bedroom (master) air (2nd Floor)	<0.099	<0.10	**0.79**	<0.099	<0.099	**0.18**	**0.18**	<0.13	<0.13	--	--	--	--	--	--
13.142	13.142-SS-102320	10/23/2020	RESAMPLE Garage sub-slab soil gas	<2.0	<2.0	<2.0	<2.0	<2.0	<3.4	<2.7	<2.7	<1.3	<250	--	--	--	--	--
13.143	13.143-AA-081121	08/11/2021	Outdoor air	<0.099	<0.10	**0.26**	<0.099	<0.099	<0.17	<0.14	<0.13	<0.13	--	--	--	--	--	--
13.143	13.143-01-081121	08/11/2021	Living room air (1st Floor)	<0.099	<0.10	<0.10	<0.099	<0.099	<0.17	<0.14	<0.13	<0.13	--	--	--	--	--	--
13.143	13.143-02-081121	08/11/2021	Bathroom (guest) air (1st Floor)	<0.099	<0.10	<0.10	<0.099	<0.099	<0.17	<0.14	<0.13	<0.13	--	--	--	--	--	--
13.143	13.143-03-081121	08/11/2021	Bedroom (master) air (1st Floor)	<0.099 UJ	<0.10 UJ	<0.10 UJ	<0.099 UJ	<0.099 UJ	<0.17 UJ	<0.14 UJ	<0.13 UJ	<0.13 UJ	--	--	--	--	--	--
13.143	13.143-04-081121	08/11/2021	Bedroom (office) air (2nd Floor)	<0.099	<0.10	<0.10	<0.099	<0.099	<0.17	<0.14	<0.13	<0.13	--	--	--	--	--	--
13.143	13.143-SS-081121	08/11/2021	Garage sub-slab soil gas	<2.0	<2.0	<2.0	<2.0	<2.0	**33**	<2.7	**120**	<1.3	<250	--	--	--	--	--
13.143	13.143-SS1-081121	08/11/2021	Garage sub-slab soil gas (Duplicate)	<2.0	<2.0	<2.0	<2.0	<2.0	**30**	<2.7	**110**	<1.3	<250	--	--	--	--	--

TABLE A-6

HISTORICAL RESIDENTIAL INDOOR AIR AND SOIL GAS SAMPLING RESULTS
Former Ford Aeronutronic Facility
Newport Beach, California

Building ID	Sample ID	Date [2]	Location Description	Volatile Organic Compounds [1] (µg/m³)									Leak Detection Compounds [1]					
				1,1-DCE	1,1-DCA	1,2-DCA	cis-1,2-DCE	trans-1,2-DCE	PCE	1,1,1-TCA	TCE	Vinyl Chloride	Helium (ppmv)	Heptane (µg/m³)	Hexane (µg/m³)	Pentane (µg/m³)	TFA (µg/m³)	DFA (µg/m³)
13.143	13.143-AA-021122	02/11/2022	RESAMPLE Outdoor air	<0.099	<0.10	**0.15**	<0.099	<0.099	<0.17	<0.14	<0.13	<0.13	--	--	--	--	--	--
13.143	13.143-01-021122	02/11/2022	RESAMPLE Living room air (1st Floor)	<0.099	<0.10	**0.35**	<0.099	<0.099	<0.17	<0.14	**0.13**	<0.13	--	--	--	--	--	--
13.143	13.143-02-021122	02/11/2022	RESAMPLE Bathroom (guest) air (1st Floor)	<0.099	<0.10	**0.29**	<0.099	<0.099	**0.82**	<0.14	<0.13	<0.13	--	--	--	--	--	--
13.143	13.143-03-021122	02/11/2022	RESAMPLE Bedroom (master) air (1st Floor)	<0.099	<0.10	**0.33**	<0.099	<0.099	<0.17	<0.14	<0.13	<0.13	--	--	--	--	--	--
13.143	13.143-04-021122	02/11/2022	RESAMPLE Bedroom (office) air (2nd Floor)	<0.099	<0.10	**0.26**	<0.099	<0.099	**1.6**	<0.14	<0.13	<0.13	--	--	--	--	--	--
13.143	13.143-SS-021122	02/11/2022	RESAMPLE Garage sub-slab soil gas	<2.0	<2.0	<2.0	<2.0	<2.0	**39**	<2.7	**140**	<1.3	<250	--	--	--	--	--
13.143	13.143-AA-080522	08/05/2022	RESAMPLE Outdoor air	<0.099	<0.10	**0.30**	<0.20	<0.099	<0.17	<0.14	<0.13	<0.13	--	--	--	--	--	--
13.143	13.143-01-080522 [7]	08/05/2022	RESAMPLE Living room air (1st Floor)	<0.26	<0.27	**2.0**	<0.52	<0.26	**0.74**	<0.36	<0.35	<0.33	--	--	--	--	--	--
13.143	13.143-02-080522	08/05/2022	RESAMPLE Bathroom (guest) air (1st Floor)	<0.099	<0.10	**2.2**	<0.20	<0.099	<0.17	<0.14	<0.13	<0.13	--	--	--	--	--	--
13.143	13.143-03-080522	08/05/2022	RESAMPLE Bedroom (master) air (1st Floor)	<0.099	<0.10	**1.8**	<0.20	<0.099	<0.17	<0.14	<0.13	<0.13	--	--	--	--	--	--
13.143	13.143-04-080522	08/05/2022	RESAMPLE Bedroom (office) air (2nd Floor)	<0.099	<0.10	**3.6**	<0.20	<0.099	<0.17	<0.14	<0.13	<0.13	--	--	--	--	--	--
13.143	13.143-SS-080522	08/05/2022	RESAMPLE Garage sub-slab soil gas	<2.0	<2.0	<2.0	<2.0	<2.0	**33**	<2.7	**96**	<1.3	<250	--	--	--	--	--
13.144	13.144-AA-101018	10/10/2018	Outdoor air	<0.099	<0.10	<0.10	<0.099	<0.099	<0.17	<0.14	<0.13	<0.13	--	--	--	--	--	--
13.144	13.144-01-101018	10/10/2018	Family room air (1st Floor)	<0.11	<0.11	**0.22**	<0.11	<0.11	<0.18	**0.51**	<0.14	<0.14	--	--	--	--	--	--
13.144	13.144-02-101018	10/10/2018	Bathroom air (1st Floor)	<0.10	<0.10	<0.10	<0.10	<0.10	<0.17	**0.33**	<0.14	<0.13	--	--	--	--	--	--
13.144	13.144-03-101018	10/10/2018	Bedroom (master) air (2nd Floor)	<0.099	<0.10	<0.10	<0.099	<0.099	<0.17	**0.30**	<0.13	<0.13	--	--	--	--	--	--
13.144	13.144-04-101018	10/10/2018	Bedroom air (2nd Floor)	<0.099	<0.10	<0.10	<0.099	<0.099	<0.17	**0.37**	<0.13	<0.13	--	--	--	--	--	--
13.144	13.144-SS-101018	10/10/2018	Garage sub-slab soil gas	<2.0	<2.0	<2.0	<2.0	<2.0	<3.4	**4.4**	<2.7	<1.3	<250	--	--	--	--	--
13.144	13.144-AA-050319	05/03/2019	RESAMPLE Outdoor air	<0.099	<0.10	<0.10	<0.099	<0.099	<0.17	<0.14	<0.13	<0.13	--	--	--	--	--	--
13.144	13.144-01-050319	05/03/2019	RESAMPLE Family room air (1st Floor)	<0.099	<0.10	<0.10	<0.099	<0.099	<0.17	<0.14	<0.13	<0.13	--	--	--	--	--	--
13.144	13.144-02-050319	05/03/2019	RESAMPLE Bathroom air (1st Floor)	<0.099	<0.10	<0.10	<0.099	<0.099	<0.17	**0.27**	<0.13	<0.13	--	--	--	--	--	--
13.144	13.144-03-050319	05/03/2019	RESAMPLE Bedroom (master) air (2nd Floor)	<0.099	<0.10	<0.10	<0.099	<0.099	<0.17	**0.25**	<0.13	<0.13	--	--	--	--	--	--
13.144	13.144-04-050319	05/03/2019	RESAMPLE Bedroom air (2nd Floor)	<0.099	<0.10	<0.10	<0.099	<0.099	<0.17	**0.19**	<0.13	<0.13	--	--	--	--	--	--
13.144	13.144-SS1-050319	05/03/2019	RESAMPLE Garage sub-slab soil gas	<2.0	<2.0	<2.0	<2.0	<2.0	<3.4	<2.7	<2.7	<1.3	**9,210**	--	--	--	--	--
13.144	13.144-SS11-050319	05/03/2019	RESAMPLE Garage sub-slab soil gas (Duplicate)	<2.0 R	<2.0 R	<2.0 R	<2.0 R	<2.0 R	<3.4 R	<2.7 R	<2.7 R	<1.3 R	**166,000**	--	--	--	--	--
13.145	13.145-AA-111618	11/16/2018	Outdoor air	<0.099	<0.10	<0.10	<0.099	<0.099	**0.20**	<0.14	<0.13	<0.13	--	--	--	--	--	--
13.145	13.145-01-111618	11/16/2018	Family room air (1st Floor)	<0.099	<0.10	<0.10	<0.099	<0.099	**0.22**	<0.14	<0.13	<0.13	--	--	--	--	--	--
13.145	13.145-02-111618	11/16/2018	Kitchen/family room air (1st Floor)	<0.099	<0.10	<0.10	<0.099	<0.099	**0.18**	<0.14	<0.13	<0.13	--	--	--	--	--	--
13.145	13.145-03-111618	11/16/2018	Bathroom air (2nd Floor)	<0.099	<0.10	<0.10	<0.099	<0.099	**0.24**	<0.14	<0.13	<0.13	--	--	--	--	--	--
13.145	13.145-04-111618	11/16/2018	Bedroom (master) air (2nd Floor)	<0.099	<0.10	<0.10	<0.099	<0.099	**0.20**	<0.14	<0.13	<0.13	--	--	--	--	--	--
13.145	13.145-SS-111618	11/16/2018	Garage sub-slab soil gas	<2.1	<2.2	<2.2	<2.1	<2.1	<3.7	<2.9	<2.9	<1.4	**145**	--	--	--	--	--
13.146	13.146-AA-042619	04/26/2019	Outdoor air	<0.099	<0.10	<0.10	<0.099	<0.099	<0.17	<0.14	<0.13	<0.13	--	--	--	--	--	--
13.146	13.146-01-042619	04/26/2019	Formal living room air (1st Floor)	<0.099	<0.10	**0.20**	<0.099	<0.099	**0.25**	**1.5**	<0.13	<0.13	--	--	--	--	--	--
13.146	13.146-02-042619	04/26/2019	Bathroom air (1st Floor)	<0.099	<0.10	**0.18**	<0.099	<0.099	**0.21**	**1.3**	<0.13	<0.13	--	--	--	--	--	--
13.146	13.146-03-042619	04/26/2019	Living room air (1st Floor)	<0.099	<0.10	**0.17**	<0.099	<0.099	**0.21**	**1.4**	<0.13	<0.13	--	--	--	--	--	--
13.146	13.146-04-042619	04/26/2019	Bedroom (master) air (2nd Floor)	<0.099	<0.10	**0.19**	<0.099	<0.099	**0.22**	**2.2**	<0.13	<0.13	--	--	--	--	--	--
13.146	13.146-SS1-042619	04/26/2019	Garage sub-slab soil gas	<2.0	<2.0	<2.0	<2.0	<2.0	**8.1**	**3.0**	**25**	<1.3	<100	--	--	--	--	--
13.146	13.146-SS11-042619	04/26/2019	Garage sub-slab soil gas (Duplicate)	<2.0	<2.0	<2.0	<2.0	<2.0	**7.3**	**4.5**	**24**	<1.3	**337**	--	--	--	--	--
13.146	13.162-AA-103019 [6]	10/30/2019	RESAMPLE Outdoor air	<0.099	<0.10	<0.10	<0.099	<0.099	<0.17	<0.14	<0.13	<0.13	--	--	--	--	--	--
13.146	13.146-01-103019	10/30/2019	RESAMPLE Formal Living room air (1st Floor)	<0.099	<0.10	**0.28**	<0.099	<0.099	**0.66**	**1.5**	<0.13	<0.13	--	--	--	--	--	--
13.146	13.146-02-103019	10/30/2019	RESAMPLE Bathroom air (1st Floor)	<0.099	<0.10	**0.20**	<0.099	<0.099	**0.52**	**1.1**	<0.13	<0.13	--	--	--	--	--	--
13.146	13.146-03-103019	10/30/2019	RESAMPLE Living Room/Kitchen air (1st Floor)	<0.099	<0.10	**0.23**	<0.099	<0.099	**0.63**	**1.4**	<0.13	<0.13	--	--	--	--	--	--
13.146	13.146-04-103019	10/30/2019	RESAMPLE Bedroom (master) air (2nd Floor)	<0.099	<0.10	**0.28**	<0.099	<0.099	**0.69**	**2.2**	<0.13	<0.13	--	--	--	--	--	--
13.146	13.146-SS-103019	10/30/2019	RESAMPLE Garage sub-slab soil gas	<2.0	<2.0	<2.0	<2.0	<2.0	**11**	<2.7	**13**	<1.3	<250	--	--	--	--	--
13.148	13.148-AA-031622	03/16/2022	Outdoor air	<0.099	<0.10	<0.10	<0.20	<0.099	<0.17	<0.14	<0.13	<0.13	--	--	--	--	--	--
13.148	13.148-01-031622	03/16/2022	Living room air (1st Floor)	<0.099	<0.10	**0.25**	<0.20	<0.099	<0.17	<0.14	<0.13	<0.13	--	--	--	--	--	--
13.148	13.148-02-031622	03/16/2022	Bathroom air (1st Floor)	<0.099	<0.10	**0.24**	<0.20	<0.099	<0.17	<0.14	<0.13	<0.13	--	--	--	--	--	--
13.148	13.148-03-031622	03/16/2022	Bedroom air (2nd Floor)	<0.099	<0.10	**0.41**	<0.20	<0.099	<0.17	<0.14	<0.13	<0.13	--	--	--	--	--	--
13.148	13.148-04-031622	03/16/2022	Bathroom air (2nd Floor)	<0.099	<0.10	**0.39**	<0.20	<0.099	<0.17	<0.14	<0.13	<0.13	--	--	--	--	--	--
13.148	13.148-SS-031622	03/16/2022	Garage sub-slab soil gas	<2.0	<2.0	<2.0	<2.0	<2.0	**17**	<2.7	<2.7	<1.3	--	--	--	--	--	--
13.148	13.148-AA-102122	10/21/2022	RESAMPLE Outdoor air	<0.099	<0.10	<0.10	<0.20	<0.099	<0.17	<0.14	<0.13	<0.13	--	--	--	--	--	--
13.148	13.148-01-102122	10/21/2022	RESAMPLE Living room air (1st Floor)	<0.099 UJ	<0.10 UJ	**0.77 J**	<0.20 UJ	<0.099 UJ	<0.17 UJ	<0.14 UJ	**0.21 J**	<0.13 UJ	--	--	--	--	--	--
13.148	13.148-02-102122	10/21/2022	RESAMPLE Bathroom air (1st Floor)	<0.099	<0.10	**0.64**	<0.20	<0.099	<0.17	<0.14	<0.13	<0.13	--	--	--	--	--	--
13.148	13.148-03-102122	10/21/2022	RESAMPLE Bedroom air (2nd Floor)	<0.099 UJ	<0.10 UJ	**0.50 J**	<0.20 UJ	<0.099 UJ	<0.17 UJ	<0.14 UJ	<0.13 UJ	<0.13 UJ	--	--	--	--	--	--
13.148	13.148-04-102122	10/21/2022	RESAMPLE Bathroom air (2nd Floor)	<0.099	<0.10	**0.67**	<0.20	<0.099	<0.17	<0.14	<0.13	<0.13	--	--	--	--	--	--
13.148	13.148-SS-102122	10/21/2022	RESAMPLE Garage sub-slab soil gas	<2.0	<2.0	<2.0	<2.0	<2.0	<3.4	<2.7	<2.7	<1.3	<250	--	--	--	--	--

TABLE A-6

HISTORICAL RESIDENTIAL INDOOR AIR AND SOIL GAS SAMPLING RESULTS
Former Ford Aeronutronic Facility
Newport Beach, California

Building ID	Sample ID	Date [2]	Location Description	Volatile Organic Compounds [1] (µg/m³)									Leak Detection Compounds [1]					
				1,1-DCE	1,1-DCA	1,2-DCA	cis-1,2-DCE	trans-1,2-DCE	PCE	1,1,1-TCA	TCE	Vinyl Chloride	Helium (ppmv)	Heptane (µg/m³)	Hexane (µg/m³)	Pentane (µg/m³)	TFA (µg/m³)	DFA (µg/m³)
13.151	13.151-AA-010919	01/09/2019	Outdoor air	<0.099	<0.10	<0.10	<0.099	<0.099	<0.17	<0.14	<0.13	<0.13	--	--	--	--	--	--
13.151	13.151-01-010919	01/09/2019	Living room air (1st Floor)	<0.099	<0.10	**0.32**	<0.099	<0.099	<0.17	<0.14	**0.82**	<0.13	--	--	--	--	--	--
13.151	13.151-02-010919	01/09/2019	Bathroom air (1st Floor)	<0.099	<0.10	**0.32**	<0.099	<0.099	<0.17	<0.14	**0.89**	<0.13	--	--	--	--	--	--
13.151	13.151-03-010919	01/09/2019	Bedroom (master) air (2nd Floor)	<0.099	<0.10	**0.35**	<0.099	<0.099	<0.17	<0.14	**1.2**	<0.13	--	--	--	--	--	--
13.151	13.151-04-010919	01/09/2019	Bathroom air (2nd Floor)	<0.099	<0.10	**0.33**	<0.099	<0.099	<0.17	<0.14	**1.1**	<0.13	--	--	--	--	--	--
13.151	13.151-SS-010919	01/09/2019	Garage sub-slab soil gas	<2.0	<2.0	<2.0	<2.0	<2.0	<3.4	<2.7	<2.7	<1.3	**823**	--	--	--	--	--
13.151	13.151-AA-011422	01/14/2022	RESAMPLE Outdoor air	<0.099	<0.10	<0.10	<0.099	<0.099	<0.17	<0.14	<0.13	<0.13	--	--	--	--	--	--
13.151	13.151-01-011422	01/14/2022	RESAMPLE Living room air (1st Floor)	<0.099	<0.10	**0.19**	<0.099	<0.099	**0.24**	<0.14	**2.4 J**	<0.13	--	--	--	--	--	--
13.151	13.151-11-011422 [7]	01/14/2022	RESAMPLE Living room air (1st Floor) (Replicate)	<0.44	<0.45	<0.45	<0.44	<0.44	<0.76	<0.61	**1.4 J**	<0.57	--	--	--	--	--	--
13.151	13.151-02-011422	01/14/2022	RESAMPLE Bathroom air (1st Floor)	<0.099	<0.10	**0.17**	<0.099	<0.099	<0.17	<0.14	**2.1**	<0.13	--	--	--	--	--	--
13.151	13.151-03-011422	01/14/2022	RESAMPLE Bedroom (master) air (2nd Floor)	<0.099	<0.10	**0.20**	<0.099	<0.099	<0.17	<0.14	**1.7**	<0.13	--	--	--	--	--	--
13.151	13.151-04-011422	01/14/2022	RESAMPLE Bathroom air (2nd Floor)	<0.099	<0.10	**0.19**	<0.099	<0.099	<0.17	<0.14	**1.9**	<0.13	--	--	--	--	--	--
13.151	13.151-SS-011422	01/14/2022	RESAMPLE Garage sub-slab soil gas	<2.0	<2.0	<2.0	<2.0	<2.0	<3.4	<2.7	<2.7	<1.3	<250	--	--	--	--	--
13.151	13.151-AA-121622	12/16/2022	RESAMPLE Outdoor air	<0.099	<0.10	<0.10	<0.20	<0.099	<0.17	<0.14	<0.13	<0.13	--	--	--	--	--	--
13.151	13.151-01-121622	12/16/2022	RESAMPLE Living room air (1st Floor)	<0.099	<0.10	**0.35**	<0.20	<0.099	<0.17	<0.14	**0.17**	<0.13	--	--	--	--	--	--
13.151	13.151-11-121622	12/16/2022	RESAMPLE Living room air (1st Floor) (Replicate)	<0.17	<0.18	**0.29**	<0.35	<0.17	<0.30	<0.24	<0.24	<0.22	--	--	--	--	--	--
13.151	13.151-02-121622	12/16/2022	RESAMPLE Bathroom air (1st Floor)	<0.099	<0.10	**0.25**	<0.20	<0.099	**0.17**	<0.14	<0.13	<0.13	--	--	--	--	--	--
13.151	13.151-03-121622 [7]	12/16/2022	RESAMPLE Bedroom (master) air (2nd Floor)	<0.23	<0.23	**0.43**	<0.46	<0.23	<0.39	<0.32	**0.70**	<0.30	--	--	--	--	--	--
13.151	13.151-04-121622	12/16/2022	RESAMPLE Bathroom air (2nd Floor)	<0.099	<0.10	**0.29**	<0.20	<0.099	<0.17	<0.14	<0.13	<0.13	--	--	--	--	--	--
13.151	13.151-SS-121622	12/16/2022	RESAMPLE Garage sub-slab soil gas	<2.0	<2.0	<2.0	<2.0	<2.0	<3.4	<2.7	<2.7	<1.3	<250	--	--	--	--	--
13.152	13.152-AA-120518	12/05/2018	Outdoor air	<0.099	<0.10	<0.10	<0.099	<0.099	<0.17	<0.14	<0.13	<0.13	--	--	--	--	--	--
13.152	13.152-01-120518	12/05/2018	Family room air (1st Floor)	<0.099	<0.10	**0.11**	<0.099	<0.099	<0.17	<0.14	<0.13	<0.13	--	--	--	--	--	--
13.152	13.152-11-120518	12/05/2018	Family room air (1st Floor) (Duplicate)	<0.099	<0.10	**0.10**	<0.099	<0.099	<0.17	<0.14	<0.13	<0.13	--	--	--	--	--	--
13.152	13.152-02-120518	12/05/2018	Bathroom air (1st Floor)	<0.099	<0.10	**0.11**	<0.099	<0.099	<0.17	<0.14	<0.13	<0.13	--	--	--	--	--	--
13.152	13.152-03-120518	12/05/2018	Bedroom (master) air (2nd Floor)	<0.099	<0.10	**0.11**	<0.099	<0.099	**0.19**	<0.14	<0.13	<0.13	--	--	--	--	--	--
13.152	13.152-04-120518	12/05/2018	Bedroom air (2nd Floor)	<0.099	<0.10	**0.11**	<0.099	<0.099	<0.17	<0.14	<0.13	<0.13	--	--	--	--	--	--
13.152	13.152-SS-120518	12/05/2018	Garage sub-slab soil gas	<2.2	<2.2	<2.2	<2.2	<2.2	<3.8	<3.0	<3.0	<1.4	<100	--	--	--	--	--
13.152	13.152-AA-041421	04/14/2021	RESAMPLE Outdoor air	<0.099	<0.10	<0.10	<0.099	<0.099	<0.17	<0.14	<0.13	<0.13	--	--	--	--	--	--
13.152	13.152-01-041421	04/14/2021	RESAMPLE Family room air (1st Floor)	<0.099	<0.10	<0.10	<0.099	<0.099	<0.17	<0.14	<0.13	<0.13	--	--	--	--	--	--
13.152	13.152-02-041421	04/14/2021	RESAMPLE Bathroom air (1st Floor)	<0.099	<0.10	<0.10	<0.099	<0.099	<0.17	<0.14	<0.13	<0.13	--	--	--	--	--	--
13.152	13.152-03-041421	04/14/2021	RESAMPLE Bedroom (master) air (2nd Floor)	<0.099	<0.10	<0.10	<0.099	<0.099	<0.17	<0.14	<0.13	<0.13	--	--	--	--	--	--
13.152	13.152-04-041421	04/14/2021	RESAMPLE Bedroom air (2nd Floor)	<0.099	<0.10	**0.11**	<0.099	<0.099	<0.17	<0.14	<0.13	<0.13	--	--	--	--	--	--
13.152	13.152-SS-041421	04/14/2021	RESAMPLE Garage sub-slab soil gas	<2.0	<2.0	<2.0	<2.0	<2.0	<3.4	<2.7	<2.7	<1.3	<250	--	--	--	--	--
13.153	13.153-AA-020619	02/06/2019	Outdoor air	<0.099	<0.10	<0.10	<0.099	<0.099	<0.17	<0.14	<0.13	<0.13	--	--	--	--	--	--
13.153	13.153-01-020619	02/06/2019	Family room air (1st Floor)	<0.099	<0.10	**0.81**	<0.099	<0.099	<0.17	<0.14	<0.13	<0.13	--	--	--	--	--	--
13.153	13.153-02-020619	02/06/2019	Bathroom air (1st Floor)	<0.099	<0.10	**0.60**	<0.099	<0.099	<0.17	<0.14	<0.13	<0.13	--	--	--	--	--	--
13.153	13.153-03-020619	02/06/2019	Bedroom (master) air (2nd Floor)	<0.099	<0.10	**1.9**	<0.099	<0.099	<0.17	<0.14	<0.13	<0.13	--	--	--	--	--	--
13.153	13.153-04-020619	02/06/2019	Bedroom air (2nd Floor)	<0.099	<0.10	**0.98**	<0.099	<0.099	<0.17	<0.14	<0.13	<0.13	--	--	--	--	--	--
13.153	13.153-SS-020619	02/06/2019	Garage sub-slab soil gas	<2.0	<2.0	<2.0	<2.0	<2.0	<3.4	<2.7	<2.7	<1.3	**528**	--	--	--	--	--
13.153	13.153-AA-082119	08/21/2019	RESAMPLE Outdoor air	<0.099	<0.10	<0.10	<0.099	<0.099	<0.17	<0.14	<0.13	<0.13	--	--	--	--	--	--
13.153	13.153-01-082119	08/21/2019	RESAMPLE Family room air (1st Floor)	<0.099	<0.10	**0.71**	<0.099	<0.099	<0.17	<0.14	<0.13	<0.13	--	--	--	--	--	--
13.153	13.153-02-082119	08/21/2019	RESAMPLE Bathroom air (1st Floor)	<0.099	<0.10	**0.61**	<0.099	<0.099	<0.17	<0.14	<0.13	<0.13	--	--	--	--	--	--
13.153	13.153-03-082119	08/21/2019	RESAMPLE Bedroom (master) air (2nd Floor)	<0.099	<0.10	**0.98**	<0.099	<0.099	<0.17	<0.14	<0.13	<0.13	--	--	--	--	--	--
13.153	13.153-04-082119	08/21/2019	RESAMPLE Bedroom air (2nd Floor)	<0.099	<0.10	**0.79**	<0.099	<0.099	<0.17	<0.14	<0.13	<0.13	--	--	--	--	--	--
13.153	13.153-SS-082119	08/21/2019	RESAMPLE Garage sub-slab soil gas	<2.0	<2.0	<2.0	<2.0	<2.0	<3.4	<2.7	<2.7	<1.3	<250	--	--	--	--	--
13.154	13.154-AA-042619	04/26/2019	Outdoor air	<0.099	<0.10	<0.10	<0.099	<0.099	<0.17	<0.14	<0.13	<0.13	--	--	--	--	--	--
13.154	13.154-01-042619	04/26/2019	Living room air (1st Floor)	<0.099	<0.10	**2.1**	<0.099	<0.099	<0.17	<0.14	<0.13	<0.13	--	--	--	--	--	--
13.154	13.154-11-042619	04/26/2019	Living room air (1st Floor) (Duplicate)	<0.099	<0.10	**2.0**	<0.099	<0.099	<0.17	<0.14	<0.13	<0.13	--	--	--	--	--	--
13.154	13.154-02-042619	04/26/2019	Bathroom air (1st Floor)	<0.099	<0.10	**2.1**	<0.099	<0.099	<0.17	<0.14	<0.13	<0.13	--	--	--	--	--	--
13.154	13.154-03-042619	04/26/2019	Kitchen/Living room air (1st Floor)	<0.099	<0.10	**2.1**	<0.099	<0.099	<0.17	<0.14	<0.13	<0.13	--	--	--	--	--	--
13.154	13.154-04-042619	04/26/2019	Bedroom (master) air (2nd Floor)	<0.099	<0.10	**1.5**	<0.099	<0.099	**0.26**	<0.14	<0.13	<0.13	--	--	--	--	--	--
13.154	13.154-SS-042619	04/26/2019	Garage sub-slab soil gas	<2.0	<2.0	<2.0	<2.0	<2.0	<3.4	<2.7	<2.7	<1.3	**108**	--	--	--	--	--
13.154	13.154-AA-020520	02/05/2020	RESAMPLE Outdoor air	<0.099	<0.10	<0.10	<0.099	<0.099	**0.20**	<0.14	<0.13	<0.13	--	--	--	--	--	--
13.154	13.154-01-020520	02/05/2020	RESAMPLE Living room air (1st Floor)	<0.099	<0.10	**0.79**	<0.099	<0.099	**0.20**	<0.14	<0.13	<0.13	--	--	--	--	--	--
13.154	13.154-02-020520	02/05/2020	RESAMPLE Bathroom air (1st Floor)	<0.099	<0.10	**0.58**	<0.099	<0.099	<0.17	<0.14	<0.13	<0.13	--	--	--	--	--	--
13.154	13.154-03-020520	02/05/2020	RESAMPLE Kitchen/living room air (1st Floor)	<0.099	<0.10	**0.76**	<0.099	<0.099	**0.19**	<0.14	<0.13	<0.13	--	--	--	--	--	--

TABLE A-6

HISTORICAL RESIDENTIAL INDOOR AIR AND SOIL GAS SAMPLING RESULTS
Former Ford Aeronutronic Facility
Newport Beach, California

Building ID	Sample ID	Date [2]	Location Description	Volatile Organic Compounds [1] (µg/m³)									Leak Detection Compounds [1]					
				1,1-DCE	1,1-DCA	1,2-DCA	cis-1,2-DCE	trans-1,2-DCE	PCE	1,1,1-TCA	TCE	Vinyl Chloride	Helium (ppmv)	Heptane (µg/m³)	Hexane (µg/m³)	Pentane (µg/m³)	TFA (µg/m³)	DFA (µg/m³)
13.154	13.154-04-020520	02/05/2020	RESAMPLE Bedroom (master) air (2nd Floor)	<0.099	<0.10	**0.66**	<0.099	<0.099	**0.18**	<0.14	<0.13	<0.13	--	--	--	--	--	--
13.154	13.154-SS-020520	02/05/2020	RESAMPLE Garage sub-slab soil gas	<2.0	<2.0	<2.0	<2.0	<2.0	<3.4	<2.7	<2.7	<1.3	<250	--	--	--	--	--
13.155	13.155-AA-101018	10/10/2018	Outdoor air	<0.099 R	<0.10 R	<0.10 R	<0.099 R	<0.099 R	<0.17 R	<0.14 R	<0.13 R	<0.13 R	--	--	--	--	--	--
13.155	13.155-01-101018	10/10/2018	Family room air (1st Floor)	<0.12 R	<0.13 R	**0.51 R**	<0.12 R	<0.12 R	<0.21 R	<0.17 R	<0.17 R	<0.16 R	--	--	--	--	--	--
13.155	13.155-02-101018	10/10/2018	Living room air (1st Floor)	<0.10	<0.10	**1.2**	<0.10	<0.10	<0.17	<0.14	<0.14	<0.13	--	--	--	--	--	--
13.155	13.155-03-101018	10/10/2018	Bathroom air (2nd Floor)	<0.13	<0.13	**1.5**	<0.13	<0.13	<0.22	<0.17	<0.17	<0.16	--	--	--	--	--	--
13.155	13.155-04-101018	10/10/2018	Bedroom (master) air (2nd Floor)	<0.14	<0.14	**0.49**	<0.14	<0.14	<0.23	<0.19	**0.21**	<0.18	--	--	--	--	--	--
13.155	13.155-SS-101018	10/10/2018	Garage sub-slab soil gas	<2.2	<2.3	<2.3	<2.2	<2.2	<3.8	<3.1	<3.0	<1.4	<250	--	--	--	--	--
13.155	13.155-AA-042619	04/26/2019	RESAMPLE Outdoor air	<0.099	<0.10	<0.10	<0.099	<0.099	<0.17	<0.14	<0.13	<0.13	--	--	--	--	--	--
13.155	13.155-01-042619	04/26/2019	RESAMPLE Family room air (1st Floor)	<0.099	<0.10	**0.73**	<0.099	<0.099	<0.17	<0.14	<0.13	<0.13	--	--	--	--	--	--
13.155	13.155-02-042619	04/26/2019	RESAMPLE Living room air (1st Floor)	<0.099	<0.10	**0.97**	<0.099	<0.099	<0.17	<0.14	<0.13	<0.13	--	--	--	--	--	--
13.155	13.155-03-042619	04/26/2019	RESAMPLE Bathroom (guest) air (2nd Floor)	<0.099	<0.10	**1.0**	<0.099	<0.099	<0.17	<0.14	<0.13	<0.13	--	--	--	--	--	--
13.155	13.155-04-042619	04/26/2019	RESAMPLE Bedroom (master) air (2nd Floor)	<0.099	<0.10	**0.51**	<0.099	<0.099	<0.17	<0.14	<0.13	<0.13	--	--	--	--	--	--
13.155	13.155-SS-042619	04/26/2019	RESAMPLE Garage sub-slab soil gas	<2.0	<2.0	<2.0	<2.0	<2.0	<3.4	<2.7	<2.7	<1.3	<100	--	--	--	--	--
13.159	13.159-AA-042121	04/21/2021	Outdoor air	<0.099	<0.10	<0.10	<0.099	<0.099	<0.17	<0.14	<0.13	<0.13	--	--	--	--	--	--
13.159	13.159-01-042121	04/21/2021	Living room air (1st Floor)	<0.099	<0.10	**0.80**	<0.099	<0.099	<0.17	<0.14	<0.13	<0.13	--	--	--	--	--	--
13.159	13.159-02-042121	04/21/2021	Bathroom air (1st Floor)	<0.099	<0.10	**0.68**	<0.099	<0.099	<0.17	<0.14	<0.13	<0.13	--	--	--	--	--	--
13.159	13.159-03-042121	04/21/2021	Bedroom (master) air (2nd Floor)	<0.099	<0.10	**0.63**	<0.099	<0.099	<0.17	<0.14	**0.18**	<0.13	--	--	--	--	--	--
13.159	13.159-04-042121	04/21/2021	Bathroom air (2nd Floor)	<0.099	<0.10	**0.34**	<0.099	<0.099	<0.17	<0.14	<0.13	<0.13	--	--	--	--	--	--
13.159	13.159-SS-042121	04/21/2021	Garage sub-slab soil gas	<2.1	<2.1	<2.1	<2.1	<2.1	<3.5	<2.8	<2.8	<1.3	<250	--	--	--	--	--
13.159	13.159-AA-110422	11/04/2022	RESAMPLE Outdoor air	<0.099	<0.10	<0.10	<0.20	<0.099	<0.17	<0.14	<0.13	<0.13	--	--	--	--	--	--
13.159	13.159-01-110422	11/04/2022	RESAMPLE Living room air (1st Floor)	<0.099	<0.10	**0.12**	<0.20	<0.099	<0.17	<0.14	<0.13	<0.13	--	--	--	--	--	--
13.159	13.159-02-110422	11/04/2022	RESAMPLE Bathroom air (1st Floor)	<0.099	<0.10	**0.21**	<0.20	<0.099	<0.17	<0.14	<0.13	<0.13	--	--	--	--	--	--
13.159	13.159-03-110422	11/04/2022	RESAMPLE Bedroom (master) air (2nd Floor)	<0.099	<0.10	<0.10	<0.20	<0.099	<0.17	<0.14	<0.13	<0.13	--	--	--	--	--	--
13.159	13.159-04-110422	11/04/2022	RESAMPLE Bathroom air (2nd Floor)	<0.099	<0.10	<0.10	<0.20	<0.099	<0.17	<0.14	<0.13	<0.13	--	--	--	--	--	--
13.159	13.159-SS-110422	11/04/2022	RESAMPLE Garage sub-slab soil gas	<2.0	<2.0	<2.0	<2.0	<2.0	<3.4	<2.7	<2.7	<1.3	<250	--	--	--	--	--
13.160	13.160-AA-110619	11/06/2019	Outdoor air	<0.099	<0.10	<0.10	<0.099	<0.099	<0.17	<0.14	<0.13	<0.13	--	--	--	--	--	--
13.160	13.160-01-110619	11/06/2019	Living room air (1st Floor)	<0.099	<0.10	**0.91**	<0.099	<0.099	**0.19**	<0.14	<0.13	<0.13	--	--	--	--	--	--
13.160	13.160-11-110619	11/06/2019	Living room air (1st Floor) (Duplicate)	<0.099	<0.10	**0.92**	<0.099	<0.099	**0.18**	<0.14	<0.13	<0.13	--	--	--	--	--	--
13.160	13.160-02-110619	11/06/2019	Bathroom air (1st Floor)	<0.099	<0.10	**0.98**	<0.099	<0.099	**0.19**	<0.14	<0.13	<0.13	--	--	--	--	--	--
13.160	13.160-03-110619	11/06/2019	Family room air (1st Floor)	<0.099	<0.10	**1.3**	<0.099	<0.099	**0.22**	<0.14	<0.13	<0.13	--	--	--	--	--	--
13.160	13.160-04-110619	11/06/2019	Bedroom (master) air (2nd Floor)	<0.099	<0.10	**0.77**	<0.099	<0.099	**0.18**	<0.14	<0.13	<0.13	--	--	--	--	--	--
13.160	13.160-SS-110619	11/06/2019	Garage sub-slab soil gas	<2.0	<2.0	<2.0	<2.0	<2.0	<3.4	<2.7	<2.7	<1.3	<250	--	--	--	--	--
13.160	13.160-AA-081821	08/18/2021	RESAMPLE Outdoor air	<0.099	<0.10	<0.10	<0.099	<0.099	<0.17	<0.14	<0.13	<0.13	--	--	--	--	--	--
13.160	13.160-01-081821	08/18/2021	RESAMPLE Living room air (1st Floor)	<0.099	<0.10	**1.7 J**	<0.099	<0.099	<0.17	<0.14	<0.13	<0.13	--	--	--	--	--	--
13.160	13.160-11-081821	08/18/2021	RESAMPLE Living room air (1st Floor) (Replicate)	<0.23	<0.23	**0.39 J**	<0.23	<0.23	<0.39	<0.31	<0.31	<0.29	--	--	--	--	--	--
13.160	13.160-02-081821	08/18/2021	RESAMPLE Bathroom air (1st Floor)	<0.099	<0.10	**1.5**	<0.099	<0.099	<0.17	<0.14	<0.13	<0.13	--	--	--	--	--	--
13.160	13.160-03-081821	08/18/2021	RESAMPLE Family room air (1st Floor)	<0.099	<0.10	**1.9**	<0.099	<0.099	<0.17	<0.14	<0.13	<0.13	--	--	--	--	--	--
13.160	13.160-04-081821	08/18/2021	RESAMPLE Bedroom (master) air (2nd Floor)	<0.099	<0.10	**1.6**	<0.099	<0.099	<0.17	<0.14	<0.13	<0.13	--	--	--	--	--	--
13.160	13.160-SS-081821	08/18/2021	RESAMPLE Garage sub-slab soil gas	<2.0 R	<2.0 R	<2.0 R	<2.0 R	<2.0 R	<3.4 R	<2.7 R	<2.7 R	<1.3 R	**20,000**	--	--	--	--	--
13.160	13.160-AA-032322	03/23/2022	RESAMPLE Outdoor air	<0.099	<0.10	<0.10	<0.20	<0.099	**0.27**	<0.14	<0.13	<0.13	--	--	--	--	--	--
13.160	13.160-01-032322	03/23/2022	RESAMPLE Living room air (1st Floor)	<0.099	<0.10	**0.77**	<0.20	<0.099	<0.17	<0.14	<0.13	<0.13	--	--	--	--	--	--
13.160	13.160-02-032322	03/23/2022	RESAMPLE Bathroom air (1st Floor)	<0.099	<0.10	**0.61**	<0.20	<0.099	<0.17	<0.14	<0.13	<0.13	--	--	--	--	--	--
13.160	13.160-03-032322	03/23/2022	RESAMPLE Family room air (1st Floor)	<0.099	<0.10	**0.90**	<0.20	<0.099	**0.17**	<0.14	<0.13	<0.13	--	--	--	--	--	--
13.160	13.160-04-032322	03/23/2022	RESAMPLE Bedroom (master) air (2nd Floor)	<0.099	<0.10	**1.1**	<0.20	<0.099	<0.17	<0.14	<0.13	<0.13	--	--	--	--	--	--
13.160	13.160-SS-032322	03/23/2022	RESAMPLE Garage sub-slab soil gas	<2.0	<2.0	<2.0	<2.0	<2.0	**8.0**	<2.7	<2.7	<1.3	<250	--	--	--	--	--
13.162	13.162-AA-103019	10/30/2019	Outdoor air	<0.099	<0.10	<0.10	<0.099	<0.099	<0.17	<0.14	<0.13	<0.13	--	--	--	--	--	--
13.162	13.162-01-103019	10/30/2019	Family room air (1st Floor)	<0.099	<0.10	**0.18**	<0.099	<0.099	<0.17	<0.14	<0.13	<0.13	--	--	--	--	--	--
13.162	13.162-11-103019	10/30/2019	Family room air (1st Floor) (Duplicate)	<0.099	<0.10	**0.17**	<0.099	<0.099	<0.17	<0.14	<0.13	<0.13	--	--	--	--	--	--
13.162	13.162-02-103019	10/30/2019	Bathroom air (1st Floor)	<0.099	<0.10	**0.29**	<0.099	<0.099	<0.17	<0.14	<0.13	<0.13	--	--	--	--	--	--
13.162	13.162-03-103019	10/30/2019	Bathroom air (2nd Floor)	<0.099	<0.10	**0.42**	<0.099	<0.099	<0.17	<0.14	<0.13	<0.13	--	--	--	--	--	--
13.162	13.162-SS-110119	11/01/2019	Garage sub-slab soil gas	<2.0	<2.0	<2.0	<2.0	<2.0	<3.4	<2.7	<2.7	<1.3	**320**	--	--	--	--	--
13.162	13.162-AA-041621	04/16/2021	RESAMPLE Outdoor air	<0.099	<0.10	<0.10	<0.099	**0.11**	<0.17	<0.14	**0.32**	<0.13	--	--	--	--	--	--
13.162	13.162-01-041621	04/16/2021	RESAMPLE Family room air (1st Floor)	<0.099	<0.10	**0.34**	<0.099	<0.099	<0.17	<0.14	<0.13	<0.13	--	--	--	--	--	--
13.162	13.162-11-041621	04/16/2021	RESAMPLE Family room air (1st Floor) (Replicate)	<0.099	<0.10	**0.34**	<0.099	<0.099	<0.17	<0.14	<0.13	<0.13	--	--	--	--	--	--
13.162	13.162-02-041621	04/16/2021	RESAMPLE Bathroom air (1st Floor)	<0.099	<0.10	**0.47**	<0.099	<0.099	<0.17	<0.14	<0.13	<0.13	--	--	--	--	--	--

TABLE A-6

HISTORICAL RESIDENTIAL INDOOR AIR AND SOIL GAS SAMPLING RESULTS
Former Ford Aeronutronic Facility
Newport Beach, California

Building ID	Sample ID	Date [2]	Location Description	Volatile Organic Compounds [1] (µg/m³)									Leak Detection Compounds [1]					
				1,1-DCE	1,1-DCA	1,2-DCA	cis-1,2-DCE	trans-1,2-DCE	PCE	1,1,1-TCA	TCE	Vinyl Chloride	Helium (ppmv)	Heptane (µg/m³)	Hexane (µg/m³)	Pentane (µg/m³)	TFA (µg/m³)	DFA (µg/m³)
13.162	13.162-03-041621	04/16/2021	RESAMPLE Bathroom air (2nd Floor)	<0.099	<0.10	**0.48**	<0.099	<0.099	<0.17	<0.14	<0.13	<0.13	--	--	--	--	--	--
13.162	13.162-SS-041621	04/16/2021	RESAMPLE Garage sub-slab soil gas	<4.1	<4.2	<4.2	<4.1	<4.1	<7.0	<5.6	<5.5	<2.6	**380**	--	--	--	--	--
13.164	13.164-AA-020720	02/07/2020	Outdoor air	<0.099	<0.10	<0.10	<0.099	<0.099	<0.17	<0.14	<0.13	<0.13	--	--	--	--	--	--
13.164	13.164-01-020720	02/07/2020	Family room air (1st Floor)	<0.099	<0.10	**0.21**	<0.099	<0.099	<0.17	<0.14	<0.13	<0.13	--	--	--	--	--	--
13.164	13.164-11-020720	02/07/2020	Family room air (1st Floor) (Duplicate)	<0.099	<0.10	**0.21**	<0.099	<0.099	<0.17	<0.14	<0.13	<0.13	--	--	--	--	--	--
13.164	13.164-02-020720	02/07/2020	Bathroom air (1st Floor)	<0.099	<0.10	**0.20**	<0.099	<0.099	<0.17	<0.14	<0.13	<0.13	--	--	--	--	--	--
13.164	13.164-03-020720	02/07/2020	Bedroom air (2nd Floor)	<0.099	<0.10	**0.21**	<0.099	<0.099	<0.17	<0.14	<0.13	<0.13	--	--	--	--	--	--
13.164	13.164-04-020720	02/07/2020	Bathroom air (2nd Floor)	<0.099	<0.10	**0.21**	<0.099	<0.099	<0.17	<0.14	<0.13	<0.13	--	--	--	--	--	--
13.164	13.164-SS-020720	02/07/2020	Garage sub-slab soil gas	<2.0	<2.0	<2.0	<2.0	<2.0	<3.4	<2.7	<2.7	<1.3	<250	--	--	--	--	--
13.164	13.164-AA-041621	04/16/2021	RESAMPLE Outdoor air	<0.099	<0.10	<0.10	<0.099	<0.099	<0.17	<0.14	**2.1**	<0.13	--	--	--	--	--	--
13.164	13.164-01-041621	04/16/2021	RESAMPLE Family room air (1st Floor)	<0.099	<0.10	**0.99**	<0.099	<0.099	<0.17	<0.14	<0.13	<0.13	--	--	--	--	--	--
13.164	13.164-02-041621	04/16/2021	RESAMPLE Bathroom air (1st Floor)	<0.099	<0.10	**0.31**	<0.099	<0.099	<0.17	<0.14	<0.13	<0.13	--	--	--	--	--	--
13.164	13.164-03-041621	04/16/2021	RESAMPLE Bedroom air (2nd Floor)	<0.099	<0.10	**1.1**	<0.099	<0.099	<0.17	<0.14	<0.13	<0.13	--	--	--	--	--	--
13.164	13.164-04-041621	04/16/2021	RESAMPLE Bathroom air (2nd Floor)	<0.099	<0.10	**1.0**	<0.099	<0.099	<0.17	<0.14	<0.13	<0.13	--	--	--	--	--	--
13.164	13.164-SS-041621	04/16/2021	RESAMPLE Garage sub-slab soil gas	<2.0	<2.0	<2.0	<2.0	<2.0	<3.4	<2.7	<2.7	<1.3	<250	--	--	--	--	--
13.165	13.165-AA-112219	11/22/2019	Outdoor air	<0.099	<0.10	<0.10	<0.099	<0.099	<0.17	<0.14	<0.13	<0.13	--	--	--	--	--	--
13.165	13.165-01-112219	11/22/2019	Family room air (1st Floor)	<0.099	<0.10	**0.12**	<0.099	<0.099	<0.17	<0.14	<0.13	<0.13	--	--	--	--	--	--
13.165	13.165-11-112219	11/22/2019	Family room air (1st Floor) (Duplicate)	<0.099	<0.10	**0.11**	<0.099	<0.099	<0.17	<0.14	<0.13	<0.13	--	--	--	--	--	--
13.165	13.165-02-112219	11/22/2019	Bathroom air (1st Floor)	<0.099	<0.10	**0.11**	<0.099	<0.099	<0.17	<0.14	<0.13	<0.13	--	--	--	--	--	--
13.165	13.165-03-112219	11/22/2019	Dining room air (1st Floor)	<0.099	<0.10	**0.11**	<0.099	<0.099	<0.17	<0.14	<0.13	<0.13	--	--	--	--	--	--
13.165	13.165-04-112219	11/22/2019	Bedroom (master) air (2nd Floor)	<0.099	<0.10	**0.11**	<0.099	<0.099	<0.17	<0.14	<0.13	<0.13	--	--	--	--	--	--
13.165	13.165-SS-112219	11/22/2019	Garage sub-slab soil gas	<2.3	<2.3	<2.3	<2.3	<2.3	<3.9	<3.1	**5.0**	<1.5	**1,600**	--	--	--	--	--
13.166	13.166-AA-091819	09/18/2019	Outdoor air	<0.099	<0.10	<0.10	<0.099	<0.099	<0.17	<0.14	<0.13	<0.13	--	--	--	--	--	--
13.166	13.166-01-091819	09/18/2019	Living room air (1st Floor)	<0.099	<0.10	<0.10	<0.099	<0.099	**0.17**	<0.14	<0.13	<0.13	--	--	--	--	--	--
13.166	13.166-02-091819	09/18/2019	Bathroom (guest) air (1st Floor)	<0.099	<0.10	**0.14**	<0.099	<0.099	<0.17	<0.14	<0.13	<0.13	--	--	--	--	--	--
13.166	13.166-03-091819	09/18/2019	Family room/den air (1st Floor)	<0.099	<0.10	<0.10	<0.099	<0.099	<0.17	<0.14	<0.13	<0.13	--	--	--	--	--	--
13.166	13.166-04-091819	09/18/2019	Bedroom (master) air (2nd Floor)	<0.099 UJ	<0.10 UJ	<0.10 UJ	<0.099 UJ	<0.099 UJ	<0.17 UJ	<0.14 UJ	<0.13 UJ	<0.13 UJ	--	--	--	--	--	--
13.166	13.166-05-091819	09/18/2019	Bathroom (master) air (2nd Floor)	<0.099	<0.10	<0.10	<0.099	<0.099	<0.17	<0.14	<0.13	<0.13	--	--	--	--	--	--
13.166	13.166-SS-091819	09/18/2019	Garage sub-slab soil gas	<2.0	<2.0	<2.0	<2.0	<2.0	<3.4	<2.7	<2.7	<1.3	<250	--	--	--	--	--
13.166	13.166-AA-120321	12/03/2021	RESAMPLE Outdoor air	<0.099	<0.10	<0.10	<0.099	<0.099	<0.17	<0.14	<0.13	<0.13	--	--	--	--	--	--
13.166	13.166-01-120321	12/03/2021	RESAMPLE Living room air (1st Floor)	<0.099	<0.10	<0.10	<0.099	<0.099	<0.17	<0.14	**0.17**	<0.13	--	--	--	--	--	--
13.166	13.166-02-120321	12/03/2021	RESAMPLE Bathroom (guest) air (1st Floor)	<0.099	<0.10	<0.10	<0.099	<0.099	<0.17	<0.14	<0.13	<0.13	--	--	--	--	--	--
13.166	13.166-03-120321	12/03/2021	RESAMPLE Family room/den air (1st Floor)	<0.099	<0.10	<0.10	<0.099	<0.099	<0.17	<0.14	<0.13	<0.13	--	--	--	--	--	--
13.166	13.166-04-120321	12/03/2021	RESAMPLE Bedroom (master) air (2nd Floor)	<0.099	<0.10	<0.10	<0.099	<0.099	<0.17	<0.14	<0.13	<0.13	--	--	--	--	--	--
13.166	13.166-05-120321	12/03/2021	RESAMPLE Bathroom (master) air (2nd Floor)	<0.099	<0.10	<0.10	<0.099	<0.099	<0.17	<0.14	**1.6**	<0.13	--	--	--	--	--	--
13.166	13.166-06-120321	12/03/2021	RESAMPLE Kitchen air (1st Floor)	<0.099	<0.10	<0.10	<0.099	<0.099	<0.17	<0.14	<0.13	<0.13	--	--	--	--	--	--
13.166	13.166-SS-120321	12/03/2021	RESAMPLE Garage sub-slab soil gas	<2.0	<2.0	<2.0	<2.0	<2.0	**610**	<2.7	**43**	<1.3	<250	--	--	--	--	--
13.166	13.166-AA-090222	09/02/2022	RESAMPLE Outdoor air	<0.099	<0.10	<0.10	<0.20	<0.099	<0.17	<0.14	<0.13	<0.13	--	--	--	--	--	--
13.166	13.166-01-090222	09/02/2022	RESAMPLE Living room air (1st Floor)	<0.099	<0.10	**0.11**	<0.20	<0.099	<0.17	<0.14	**0.17**	<0.13	--	--	--	--	--	--
13.166	13.166-02-090222	09/02/2022	RESAMPLE Bathroom (guest) air (1st Floor)	<0.13	<0.13	<0.13	<0.25	<0.13	<0.22	<0.17	<0.17	<0.16	--	--	--	--	--	--
13.166	13.166-03-090222	09/02/2022	RESAMPLE Family room/den air (1st Floor)	<0.099	<0.10	<0.10	<0.20	<0.099	<0.17	<0.14	<0.13	<0.13	--	--	--	--	--	--
13.166	13.166-04-090222	09/02/2022	RESAMPLE Bedroom (master) air (2nd Floor)	<0.099	<0.10	<0.10	<0.20	<0.099	<0.17	<0.14	<0.13	<0.13	--	--	--	--	--	--
13.166	13.166-05-090222	09/02/2022	RESAMPLE Bathroom (master) air (2nd Floor)	<0.099	<0.10	<0.10	<0.20	<0.099	<0.17	<0.14	<0.13	<0.13	--	--	--	--	--	--
13.166	13.166-06-090222	09/02/2022	RESAMPLE Kitchen air (1st Floor)	<0.099	<0.10	**0.17**	<0.20	<0.099	**0.25**	<0.14	**0.21**	<0.13	--	--	--	--	--	--
13.166	13.166-SS-090922	09/09/2022	RESAMPLE Garage sub-slab soil gas	<2.0	<2.0	<2.0	<2.0	<2.0	<3.4	<2.7	<2.7	<1.3	<250	--	--	--	--	--
13.167	13.167-AA-011720	01/17/2020	Outdoor air	<0.099	<0.10	<0.10	<0.099	<0.099	<0.17	<0.14	<0.13	<0.13	--	--	--	--	--	--
13.167	13.167-01-011720	01/17/2020	Dining room air (1st Floor)	<0.099	<0.10	**0.38**	<0.099	<0.099	<0.17	<0.14	<0.13	<0.13	--	--	--	--	--	--
13.167	13.167-11-011720	01/17/2020	Dining room air (1st Floor) (Duplicate)	<0.099	<0.10	**0.42**	<0.099	<0.099	<0.17	<0.14	<0.13	<0.13	--	--	--	--	--	--
13.167	13.167-02-011720	01/17/2020	Bathroom air (1st Floor)	<0.099	<0.10	**0.30**	<0.099	<0.099	<0.17	<0.14	<0.13	<0.13	--	--	--	--	--	--
13.167	13.167-03-011720	01/17/2020	Bedroom (master) air (2nd Floor)	<0.099	<0.10	**0.57**	<0.099	<0.099	**0.21**	<0.14	<0.13	<0.13	--	--	--	--	--	--
13.167	13.167-04-011720	01/17/2020	Bathroom air (2nd Floor)	<0.099	<0.10	**0.66**	<0.099	<0.099	<0.17	<0.14	<0.13	<0.13	--	--	--	--	--	--
13.167	13.167-SS-011720	01/17/2020	Garage sub-slab soil gas	<2.0	**9.1**	<2.0	<2.0	<2.0	**18 J**	**7.3**	**140**	<1.3	<250	--	--	--	--	--
13.167	13.167-SS1-011720	01/17/2020	Garage sub-slab soil gas (Duplicate)	<2.0	**9.1**	<2.0	<2.0	<2.0	**9.9 J**	**7.3**	**130**	<1.3	**2,900**	--	--	--	--	--
13.167	13.167-AA-050721	05/07/2021	RESAMPLE Outdoor air	<0.099 UJ	<0.10 UJ	<0.10 UJ	<0.099 UJ	<0.099 UJ	<0.17 UJ	<0.14 UJ	<0.13 UJ	<0.13 UJ	--	--	--	--	--	--
13.167	13.167-01-050721	05/07/2021	RESAMPLE Dining room air (1st Floor)	<0.099	<0.10	**0.11**	<0.099	<0.099	<0.17	<0.14	<0.13	<0.13	--	--	--	--	--	--
13.167	13.167-02-050721	05/07/2021	RESAMPLE Bathroom air (1st Floor)	<0.099	<0.10	**0.13**	<0.099	<0.099	**0.18**	<0.14	**0.49**	<0.13	--	--	--	--	--	--

TABLE A-6

HISTORICAL RESIDENTIAL INDOOR AIR AND SOIL GAS SAMPLING RESULTS
Former Ford Aeronutronic Facility
Newport Beach, California

Building ID	Sample ID	Date [2]	Location Description	Volatile Organic Compounds [1] (µg/m³)									Leak Detection Compounds [1]					
				1,1-DCE	1,1-DCA	1,2-DCA	cis-1,2-DCE	trans-1,2-DCE	PCE	1,1,1-TCA	TCE	Vinyl Chloride	Helium (ppmv)	Heptane (µg/m³)	Hexane (µg/m³)	Pentane (µg/m³)	TFA (µg/m³)	DFA (µg/m³)
13.167	13.167-03-050721	05/07/2021	RESAMPLE Bedroom (master) air (2nd Floor)	<0.099	<0.10	**0.55**	<0.099	<0.099	<0.17	<0.14	<0.13	<0.13	--	--	--	--	--	--
13.167	13.167-04-050721	05/07/2021	RESAMPLE Bathroom air (2nd Floor)	<0.099	<0.10	**0.24**	<0.099	<0.099	<0.17	<0.14	<0.13	<0.13	--	--	--	--	--	--
13.167	13.167-SS-050721	05/07/2021	RESAMPLE Garage sub-slab soil gas	<2.0	**11**	<2.0	<2.0	<2.0	**8.0**	**8.5**	**160**	<1.3	<250	--	--	--	--	--
13.167	13.167-SS1-050721	05/07/2021	RESAMPLE Garage sub-slab soil gas (Duplicate)	<2.0	**11**	<2.0	<2.0	<2.0	**7.2**	**7.9**	**150**	<1.3	**670**	--	--	--	--	--
13.167	13.167-AA-012822	01/28/2022	RESAMPLE Outdoor air	<0.099	<0.10	<0.10	<0.099	<0.099	<0.17	<0.14	<0.13	<0.13	--	--	--	--	--	--
13.167	13.167-01-012822	01/28/2022	RESAMPLE Dining room air (1st Floor)	<0.099	<0.10	**0.17**	<0.099	<0.099	<0.17	<0.14	<0.13	<0.13	--	--	--	--	--	--
13.167	13.167-02-012822	01/28/2022	RESAMPLE Bathroom air (1st Floor)	<0.099	<0.10	**0.18**	<0.099	<0.099	<0.17	<0.14	<0.13	<0.13	--	--	--	--	--	--
13.167	13.167-03-012822	01/28/2022	RESAMPLE Bedroom (master) air (2nd Floor)	<0.099 UJ	<0.10 UJ	**0.76 J**	<0.099 UJ	<0.099 UJ	<0.17 UJ	<0.14 UJ	<0.13 UJ	<0.13 UJ	--	--	--	--	--	--
13.167	13.167-04-012822	01/28/2022	RESAMPLE Bathroom air (2nd Floor)	<0.099	<0.10	**0.33 J+**	<0.099	<0.099	<0.17	<0.14	**0.14 J+**	<0.13	--	--	--	--	--	--
13.167	13.167-SS-012822	01/28/2022	RESAMPLE Garage sub-slab soil gas	<2.0	**5.2**	<2.0	<2.0	<2.0	**6.5**	**4.4**	**100**	<1.3	<250	--	--	--	--	--
13.167	13.167-AA-072222	07/22/2022	RESAMPLE Outdoor air	<0.099	<0.10	<0.10	<0.20	<0.099	<0.17	<0.14	<0.13	<0.13	--	--	--	--	--	--
13.167	13.167-01-072222	07/22/2022	RESAMPLE Dining room air (1st Floor)	<0.099	<0.10	<0.10	<0.20	<0.099	<0.17	<0.14	<0.13	<0.13	--	--	--	--	--	--
13.167	13.167-11-072222	07/22/2022	RESAMPLE Dining room air (1st Floor) (Replicate)	<0.099	<0.10	<0.10	<0.20	<0.099	<0.17	<0.14	<0.13	<0.13	--	--	--	--	--	--
13.167	13.167-02-072222	07/22/2022	RESAMPLE Bathroom air (1st Floor)	<0.099	<0.10	<0.10	<0.20	<0.099	<0.17	<0.14	<0.13	<0.13	--	--	--	--	--	--
13.167	13.167-03-072222	07/22/2022	RESAMPLE Bedroom (master) air (2nd Floor)	<0.099	<0.10	**0.49**	<0.20	<0.099	**0.27**	<0.14	**0.66**	<0.13	--	--	--	--	--	--
13.167	13.167-04-072222	07/22/2022	RESAMPLE Bathroom air (2nd Floor)	<0.099	<0.10	<0.10	<0.20	<0.099	<0.17	<0.14	<0.13	<0.13	--	--	--	--	--	--
13.167	13.167-SS-072222	07/22/2022	RESAMPLE Garage sub-slab soil gas	<2.0	**2.2**	<2.0	<2.0	<2.0	<3.4	<2.7	**24**	<1.3	<590	--	--	--	--	--
13.171	13.171-AA-051421	05/14/2021	Outdoor air	<0.099	<0.10	<0.10	<0.099	<0.099	<0.17	<0.14	<0.13	<0.13	--	--	--	--	--	--
13.171	13.171-01-051421	05/14/2021	Kitchen air (1st Floor)	<0.099	<0.10	**1.0 J**	<0.099	<0.099	<0.17	<0.14	<0.13	<0.13	--	--	--	--	--	--
13.171	13.171-11-051421	05/14/2021	Kitchen air (1st Floor) (Replicate)	<0.099	<0.10	**0.53 J**	<0.099	<0.099	<0.17	<0.14	<0.13	<0.13	--	--	--	--	--	--
13.171	13.171-02-051421	05/14/2021	Bathroom air (1st Floor)	<0.099	<0.10	**1.4**	<0.099	<0.099	**0.17**	<0.14	<0.13	<0.13	--	--	--	--	--	--
13.171	13.171-03-051421	05/14/2021	Bedroom (master) air (2nd Floor)	<0.099	<0.10	**1.0**	<0.099	<0.099	<0.17	<0.14	<0.13	<0.13	--	--	--	--	--	--
13.171	13.171-04-051421	05/14/2021	Bathroom air (2nd Floor)	<0.099	<0.10	**2.0**	<0.099	<0.099	<0.17	<0.14	<0.13	<0.13	--	--	--	--	--	--
13.171	13.171-SS-051421	05/14/2021	Garage sub-slab soil gas	<2.2	<2.3	<2.3	<2.2	<2.2	**170**	<3.1	**7.8**	<1.4	<250	--	--	--	--	--
13.171	13.171-AA-020222	02/02/2022	RESAMPLE Outdoor air	<0.099	<0.10	<0.10	**0.23**	<0.099	<0.17	<0.14	**7.4**	<0.13	--	--	--	--	--	--
13.171	13.171-01-020222	02/02/2022	RESAMPLE Kitchen air (1st Floor)	<0.099	<0.10	**0.53**	<0.099	<0.099	<0.17	<0.14	<0.13	<0.13	--	--	--	--	--	--
13.171	13.171-11-020222	02/02/2022	RESAMPLE Kitchen air (1st Floor) (Replicate)	<0.099	<0.10	**0.54**	<0.099	<0.099	<0.17	<0.14	<0.13	<0.13	--	--	--	--	--	--
13.171	13.171-02-020222	02/02/2022	RESAMPLE Bathroom air (1st Floor)	<0.099	<0.10	**0.85**	<0.099	<0.099	<0.17	<0.14	<0.13	<0.13	--	--	--	--	--	--
13.171	13.171-03-020222	02/02/2022	RESAMPLE Bedroom (master) air (2nd Floor)	<0.099	<0.10	**0.69**	<0.099	<0.099	<0.17	<0.14	<0.13	<0.13	--	--	--	--	--	--
13.171	13.171-04-020222	02/02/2022	RESAMPLE Bathroom air (2nd Floor)	<0.099	<0.10	**0.55**	<0.099	<0.099	<0.17	<0.14	<0.13	<0.13	--	--	--	--	--	--
13.171	13.171-SS-020222	02/02/2022	RESAMPLE Garage sub-slab soil gas	<2.0	<2.0	<2.0	<2.0	<2.0	**120**	<2.7	**9.0**	<1.3	**320**	--	--	--	--	--
16.001	16.001-AA-073119	07/31/2019	Outdoor air	<0.099	<0.10	<0.10	<0.099	<0.099	<0.17	<0.14	<0.13	<0.13	--	--	--	--	--	--
16.001	16.001-01-073119	07/31/2019	Living room air (1st Floor)	<0.099	<0.10	**0.16**	<0.099	<0.099	**3.5**	<0.14	<0.13	<0.13	--	--	--	--	--	--
16.001	16.001-11-073119	07/31/2019	Living room air (1st Floor) (Duplicate)	<0.099	<0.10	**0.17**	<0.099	<0.099	**3.7**	<0.14	<0.13	<0.13	--	--	--	--	--	--
16.001	16.001-02-073119	07/31/2019	Bathroom air (1st Floor)	<0.099	<0.10	**0.16**	<0.099	<0.099	**5.0**	<0.14	<0.13	<0.13	--	--	--	--	--	--
16.001	16.001-03-073119	07/31/2019	Bathroom (master) air (2nd Floor)	<0.099	<0.10	**0.22**	<0.099	<0.099	**2.7**	<0.14	<0.13	<0.13	--	--	--	--	--	--
16.001	16.001-04-073119	07/31/2019	Bedroom (master) air (2nd Floor)	<0.099	<0.10	**0.20**	<0.099	<0.099	**2.8**	<0.14	<0.13	<0.13	--	--	--	--	--	--
16.001	16.001-AA-092519	09/25/2019	RESAMPLE Outdoor air	<0.099	<0.10	<0.10	<0.099	<0.099	<0.17	<0.14	<0.13	<0.13	--	--	--	--	--	--
16.001	16.001-01-092519	09/25/2019	RESAMPLE Living room air (1st Floor)	<0.099	<0.10	**0.22**	<0.099	<0.099	**3.8**	<0.14	<0.13	<0.13	--	--	--	--	--	--
16.001	16.001-11-092519	09/25/2019	RESAMPLE Living room air (1st Floor) (Duplicate)	<0.099	<0.10	**0.24**	<0.099	<0.099	**4.0**	<0.14	<0.13	<0.13	--	--	--	--	--	--
16.001	16.001-02-092519	09/25/2019	RESAMPLE Bathroom air (1st Floor)	<0.099 UJ	<0.10 UJ	**0.26 J**	<0.099 UJ	<0.099 UJ	**4.3 J**	<0.14 UJ	<0.13 UJ	<0.13 UJ	--	--	--	--	--	--
16.001	16.001-03-092519	09/25/2019	RESAMPLE Bathroom (master) air (2nd Floor)	<0.099	<0.10	**0.28**	<0.099	<0.099	**2.8**	<0.14	<0.13	<0.13	--	--	--	--	--	--
16.001	16.001-04-092519	09/25/2019	RESAMPLE Bedroom (master) air (2nd Floor)	<0.099	<0.10	**0.26**	<0.099	<0.099	**3.0**	<0.14	<0.13	<0.13	--	--	--	--	--	--
16.001	PSG-16-01-5.5 [4]	07/11/2019	Perimeter soil gas-16-01	<8.0	<8.0	<8.0	<8.0	<8.0	<8.0	<8.0	<8.0	<8.0	--	<80	<80	<80	--	--
16.001	PSG-16-02-5 [4]	07/11/2019	Perimeter soil gas-16-02	<8.0	<8.0	<8.0	<8.0	<8.0	<8.0	<8.0	<8.0	<8.0	--	<80	<80	<80	--	--
16.001	PSG-16-02-15 [4]	07/11/2019	Perimeter soil gas-16-02	<8.0	<8.0	<8.0	<8.0	<8.0	<8.0	<8.0	<8.0	<8.0	--	<80	<80	<80	--	--
16.001	16.001-AA-030420	03/04/2020	RESAMPLE Outdoor air	<0.099	<0.10	<0.10	<0.099	<0.099	<0.17	<0.14	<0.13	<0.13	--	--	--	--	--	--
16.001	16.001-01-030420	03/04/2020	RESAMPLE Living room air (1st Floor)	<0.099	<0.10	<0.10	<0.099	<0.099	**2.2**	<0.14	<0.13	<0.13	--	--	--	--	--	--
16.001	16.001-11-030420	03/04/2020	RESAMPLE Living room air (1st Floor) (Duplicate)	<0.099	<0.10	<0.10	<0.099	<0.099	**2.1**	<0.14	<0.13	<0.13	--	--	--	--	--	--
16.001	16.001-02-030420	03/04/2020	RESAMPLE Bathroom air (1st Floor)	<0.099	<0.10	**0.10**	<0.099	<0.099	**2.5**	<0.14	<0.13	<0.13	--	--	--	--	--	--
16.001	16.001-03-030420	03/04/2020	RESAMPLE Bathroom (master) air (2nd Floor)	<0.099	<0.10	**0.12**	<0.099	<0.099	**1.8**	<0.14	<0.13	<0.13	--	--	--	--	--	--
16.001	16.001-04-030420	03/04/2020	RESAMPLE Bedroom (master) air (2nd Floor)	<0.099	<0.10	<0.10	<0.099	<0.099	**1.7**	<0.14	<0.13	<0.13	--	--	--	--	--	--
16.001	PSG-16-01-5.5 [4]	02/06/2020	Perimeter soil gas-16-01	<8.0	<8.0	<8.0	<8.0	<8.0	<8.0	<8.0	<8.0	<8.0	--	<80	<80	<80	--	--
16.001	PSG-16-02-5 [4]	02/06/2020	Perimeter soil gas-16-02	<8.0	<8.0	<8.0	<8.0	<8.0	<8.0	<8.0	<8.0	<8.0	--	<80	<80	<80	--	--
16.001	PSG-16-02-15 [4]	02/06/2020	Perimeter soil gas-16-02	<8.0	<8.0	<8.0	<8.0	<8.0	<8.0	<8.0	<8.0	<8.0	--	<80	<80	<80	--	--
16.001	PSG-16-02-15 REP [4]	02/06/2020	Perimeter soil gas-16-02 (Replicate)	<8.0	<8.0	<8.0	<8.0	<8.0	<8.0	<8.0	<8.0	<8.0	--	<80	<80	<80	--	--

TABLE A-6

HISTORICAL RESIDENTIAL INDOOR AIR AND SOIL GAS SAMPLING RESULTS
Former Ford Aeronutronic Facility
Newport Beach, California

Building ID	Sample ID	Date [2]	Location Description	Volatile Organic Compounds [1] (µg/m³)									Leak Detection Compounds [1]					
				1,1-DCE	1,1-DCA	1,2-DCA	cis-1,2-DCE	trans-1,2-DCE	PCE	1,1,1-TCA	TCE	Vinyl Chloride	Helium (ppmv)	Heptane (µg/m³)	Hexane (µg/m³)	Pentane (µg/m³)	TFA (µg/m³)	DFA (µg/m³)
16.001	16.001-AA-070221	07/02/2021	RESAMPLE Outdoor air	<0.099	<0.10	<0.10	<0.099	<0.099	<0.17	<0.14	<0.13	<0.13	--	--	--	--	--	--
16.001	16.001-01-070221	07/02/2021	RESAMPLE Living room air (1st Floor)	<0.099	<0.10	**0.32**	<0.099	<0.099	**3.6**	<0.14	<0.13	<0.13	--	--	--	--	--	--
16.001	16.001-02-070221	07/02/2021	RESAMPLE Bathroom air (1st Floor)	<0.099	<0.10	**0.11**	<0.099	<0.099	**1.1**	<0.14	<0.13	<0.13	--	--	--	--	--	--
16.001	16.001-03-070221	07/02/2021	RESAMPLE Bathroom (master) air (2nd Floor)	<0.099	<0.10	**0.16**	<0.099	<0.099	**2.0**	<0.14	<0.13	<0.13	--	--	--	--	--	--
16.001	16.001-04-070221	07/02/2021	RESAMPLE Bedroom (master) air (2nd Floor)	<0.099 UJ	<0.10 UJ	**0.18 J**	<0.099 UJ	<0.099 UJ	**1.7 J**	<0.14 UJ	<0.13 UJ	<0.13 UJ	--	--	--	--	--	--
16.001	PSG-16-01-5.5 [4]	09/07/2021	Perimeter soil gas-16-01 air	<8.0	<8.0	<8.0	<8.0	<8.0	<8.0 UJ	<8.0	<8.0	<8.0 UJ	--	<80	<80	<80	--	--
16.001	PSG-16-02-5 [4]	09/07/2021	Perimeter soil gas-16-02 air	<8.0	<8.0	<8.0	<8.0	<8.0	<8.0 UJ	<8.0	<8.0	<8.0 UJ	--	<80	<80	<80	--	--
16.001	PSG-16-02-5 REP [4]	09/07/2021	Perimeter soil gas-16-02 air (Replicate)	<8.0	<8.0	<8.0	<8.0	<8.0	<8.0 UJ	<8.0	<8.0	<8.0 UJ	--	<80	<80	<80	--	--
16.003	16.003-AA-052419	05/24/2019	Outdoor air	<0.099	<0.10	<0.10	<0.099	<0.099	<0.17	<0.14	<0.13	<0.13	--	--	--	--	--	--
16.003	16.003-01-052419	05/24/2019	Living room air (1st Floor)	<0.099	<0.10	**1.6**	<0.099	<0.099	<0.17	<0.14	<0.13	<0.13	--	--	--	--	--	--
16.003	16.003-11-052419	05/24/2019	Living room air (1st Floor) (Duplicate)	<0.099	<0.10	**1.6**	<0.099	<0.099	<0.17	<0.14	<0.13	<0.13	--	--	--	--	--	--
16.003	16.003-02-052419	05/24/2019	Bathroom air (1st Floor)	<0.099	<0.10	**1.8**	<0.099	<0.099	<0.17	<0.14	<0.13	<0.13	--	--	--	--	--	--
16.003	16.003-03-052419	05/24/2019	Bedroom (master) air (2nd Floor)	<0.099	<0.10	**1.5**	<0.099	<0.099	<0.17	<0.14	<0.13	<0.13	--	--	--	--	--	--
16.003	PSG-16-01-5.5 [4]	04/19/2019	Perimeter soil gas-16-01	<8.0	<8.0	<8.0	<8.0	<8.0	<8.0	<8.0	<8.0	<8.0	--	<80	<80	<80	--	--
16.003	PSG-16-01-5.5 REP [4]	04/19/2019	Perimeter soil gas-16-01 (Replicate)	<8.0	<8.0	<8.0	<8.0	<8.0	<8.0	<8.0	<8.0	<8.0	--	<80	<80	<80	--	--
16.003	PSG-16-02-5 [4]	04/19/2019	Perimeter soil gas-16-02	<8.0	<8.0	<8.0	<8.0	<8.0	<8.0	<8.0	<8.0	<8.0	--	<80	<80	<80	--	--
16.003	PSG-16-02-15 [4]	04/19/2019	Perimeter soil gas-16-02	<8.0	<8.0	<8.0	<8.0	<8.0	<8.0	<8.0	<8.0	<8.0	--	<80	<80	<80	--	--
16.003	16.003-AA-012420	01/24/2020	RESAMPLE Outdoor air	<0.099	<0.10	<0.10	<0.099	<0.099	<0.17	<0.14	<0.13	<0.13	--	--	--	--	--	--
16.003	16.003-01-012420	01/24/2020	RESAMPLE Living room air (1st Floor)	<0.099	<0.10	**0.14**	<0.099	<0.099	**2.2**	<0.14	<0.13	<0.13	--	--	--	--	--	--
16.003	16.003-11-012420	01/24/2020	RESAMPLE Living room air (1st Floor) (Duplicate)	<0.099	<0.10	**0.14**	<0.099	<0.099	**2.2**	<0.14	<0.13	<0.13	--	--	--	--	--	--
16.003	16.003-02-012420	01/24/2020	RESAMPLE Bathroom air (1st Floor)	<0.099	<0.10	**0.15**	<0.099	<0.099	**1.9**	<0.14	<0.13	<0.13	--	--	--	--	--	--
16.003	16.003-03-012420	01/24/2020	RESAMPLE Bedroom (master) air (2nd Floor)	<0.099	<0.10	**0.39**	<0.099	<0.099	**3.2**	<0.14	<0.13	<0.13	--	--	--	--	--	--
16.003	PSG-16-01-5.5 [4]	07/11/2019	Perimeter soil gas-16-01	<8.0	<8.0	<8.0	<8.0	<8.0	<8.0	<8.0	<8.0	<8.0	--	<80	<80	<80	--	--
16.003	PSG-16-02-5 [4]	07/11/2019	Perimeter soil gas-16-02	<8.0	<8.0	<8.0	<8.0	<8.0	<8.0	<8.0	<8.0	<8.0	--	<80	<80	<80	--	--
16.003	PSG-16-02-15 [4]	07/11/2019	Perimeter soil gas-16-02	<8.0	<8.0	<8.0	<8.0	<8.0	<8.0	<8.0	<8.0	<8.0	--	<80	<80	<80	--	--
16.003	16.003-AA-070921	07/09/2021	RESAMPLE Outdoor air	<0.099	<0.10	<0.10	<0.099	<0.099	<0.17	<0.14	<0.13	<0.13	--	--	--	--	--	--
16.003	16.003-01-070921	07/09/2021	RESAMPLE Living room air (1st Floor)	<0.099	<0.10	<0.10	<0.099	<0.099	<0.17	<0.14	<0.13	<0.13	--	--	--	--	--	--
16.003	16.003-11-070921	07/09/2021	RESAMPLE Living room air (1st Floor) (Replicate)	<0.099	<0.10	<0.10	<0.099	<0.099	<0.17	<0.14	<0.13	<0.13	--	--	--	--	--	--
16.003	16.003-02-070921	07/09/2021	RESAMPLE Bathroom air (1st Floor)	<0.099	<0.10	<0.10	<0.099	<0.099	<0.17	<0.14	<0.13	<0.13	--	--	--	--	--	--
16.003	16.003-03-070921	07/09/2021	RESAMPLE Bedroom (master) air (2nd Floor)	<0.099	<0.10	<0.10	<0.099	<0.099	<0.17	<0.14	<0.13	<0.13	--	--	--	--	--	--
16.003	PSG-16-01-5.5 [4]	09/07/2021	Perimeter soil gas-16-01 air	<8.0	<8.0	<8.0	<8.0	<8.0	<8.0 UJ	<8.0	<8.0	<8.0 UJ	--	<80	<80	<80	--	--
16.003	PSG-16-02-5 [4]	09/07/2021	Perimeter soil gas-16-02 air	<8.0	<8.0	<8.0	<8.0	<8.0	<8.0 UJ	<8.0	<8.0	<8.0 UJ	--	<80	<80	<80	--	--
16.003	PSG-16-02-5 REP	09/07/2021	Perimeter soil gas-16-02 air (Replicate)	<8.0	<8.0	<8.0	<8.0	<8.0	<8.0 UJ	<8.0	<8.0	<8.0 UJ	--	<80	<80	<80	--	--
16.006	16.006-AA-052419	05/24/2019	Outdoor air	<0.099	<0.10	<0.10	<0.099	<0.099	<0.17	<0.14	<0.13	<0.13	--	--	--	--	--	--
16.006	16.006-01-052419	05/24/2019	Living room air (1st Floor)	<0.099	<0.10	<0.10	<0.099	<0.099	<0.17	<0.14	<0.13	<0.13	--	--	--	--	--	--
16.006	16.006-11-052419	05/24/2019	Living room air (1st Floor) (Duplicate)	<0.099	<0.10	<0.10	<0.099	<0.099	<0.17	<0.14	<0.13	<0.13	--	--	--	--	--	--
16.006	16.006-02-052419	05/24/2019	Bathroom air (1st Floor)	<0.099	<0.10	<0.10	<0.099	<0.099	<0.17	<0.14	<0.13	<0.13	--	--	--	--	--	--
16.006	16.006-03-052419	05/24/2019	Bedroom (master) air (2nd Floor)	<0.099	<0.10	**0.11**	<0.099	<0.099	<0.17	<0.14	<0.13	<0.13	--	--	--	--	--	--
16.006	PSG-16-01-5.5 [4]	04/19/2019	Perimeter soil gas-16-01	<8.0	<8.0	<8.0	<8.0	<8.0	<8.0	<8.0	<8.0	<8.0	--	<80	<80	<80	--	--
16.006	PSG-16-01-5.5 REP [4]	04/19/2019	Perimeter soil gas-16-01 (Replicate)	<8.0	<8.0	<8.0	<8.0	<8.0	<8.0	<8.0	<8.0	<8.0	--	<80	<80	<80	--	--
16.006	PSG-16-02-5 [4]	04/19/2019	Perimeter soil gas-16-02	<8.0	<8.0	<8.0	<8.0	<8.0	<8.0	<8.0	<8.0	<8.0	--	<80	<80	<80	--	--
16.006	PSG-16-02-15 [4]	04/19/2019	Perimeter soil gas-16-02	<8.0	<8.0	<8.0	<8.0	<8.0	<8.0	<8.0	<8.0	<8.0	--	<80	<80	<80	--	--
16.006	16.006-AA-022120	02/21/2020	RESAMPLE Outdoor air	<0.15 UJ	<0.16 UJ	<0.16 UJ	<0.15 UJ	<0.15 UJ	<0.26 UJ	<0.21 UJ	<0.21 UJ	<0.20 UJ	--	--	--	--	--	--
16.006	16.006-01-022120	02/21/2020	RESAMPLE Living room air (1st Floor)	<0.099	<0.10	**0.13**	<0.099	<0.099	<0.17	<0.14	<0.13	<0.13	--	--	--	--	--	--
16.006	16.006-02-022120	02/21/2020	RESAMPLE Bathroom air (1st Floor)	<0.099	<0.10	**0.12**	<0.099	<0.099	<0.17	<0.14	<0.13	<0.13	--	--	--	--	--	--
16.006	16.006-03-022120	02/21/2020	RESAMPLE Bedroom (master) air (2nd Floor)	<0.099	<0.10	**0.20**	<0.099	<0.099	<0.17	<0.14	<0.13	<0.13	--	--	--	--	--	--
16.006	PSG-16-01-5.5 [4]	02/06/2020	Perimeter soil gas-16-01	<8.0	<8.0	<8.0	<8.0	<8.0	<8.0	<8.0	<8.0	<8.0	--	<80	<80	<80	--	--
16.006	PSG-16-02-5 [4]	02/06/2020	Perimeter soil gas-16-02	<8.0	<8.0	<8.0	<8.0	<8.0	<8.0	<8.0	<8.0	<8.0	--	<80	<80	<80	--	--
16.006	PSG-16-02-15 [4]	02/06/2020	Perimeter soil gas-16-02	<8.0	<8.0	<8.0	<8.0	<8.0	<8.0	<8.0	<8.0	<8.0	--	<80	<80	<80	--	--
16.006	PSG-16-02-15 REP [4]	02/06/2020	Perimeter soil gas-16-02 (Replicate)	<8.0	<8.0	<8.0	<8.0	<8.0	<8.0	<8.0	<8.0	<8.0	--	<80	<80	<80	--	--
16.007	16.007-AA-060221	06/02/2021	Outdoor air	<0.099	<0.10	<0.10	<0.099	<0.099	<0.17	<0.14	<0.13	<0.13	--	--	--	--	--	--
16.007	16.007-01-060221	06/02/2021	Dining room air (1st Floor)	<0.099	<0.10	**4.3 J**	<0.099	<0.099	**0.22**	<0.14	<0.13	<0.13	--	--	--	--	--	--
16.007	16.007-11-060221	06/02/2021	Dining room air (1st Floor) (Replicate)	<0.099	<0.10	**1.4 J**	<0.099	<0.099	**0.24**	<0.14	<0.13	<0.13	--	--	--	--	--	--
16.007	16.007-02-060221	06/02/2021	Living room air (1st Floor)	<0.099	<0.10	**2.3**	<0.099	<0.099	**0.22**	<0.14	<0.13	<0.13	--	--	--	--	--	--
16.007	16.007-03-060221	06/02/2021	Bathroom/laundry air (1st Floor)	<0.099	<0.10	**13**	<0.099	<0.099	**0.22**	<0.14	<0.13	<0.13	--	--	--	--	--	--
16.007	PSG-16-01-5.5 [4]	06/04/2021	Perimeter soil gas-16-01 air	<8.0	<8.0	<8.0	<8.0	<8.0	<8.0	<8.0	<8.0	<8.0	--	<80	<80	<80	--	--

TABLE A-6

HISTORICAL RESIDENTIAL INDOOR AIR AND SOIL GAS SAMPLING RESULTS
Former Ford Aeronutronic Facility
Newport Beach, California

Building ID	Sample ID	Date [2]	Location Description	Volatile Organic Compounds [1] (µg/m³)									Leak Detection Compounds [1]					
				1,1-DCE	1,1-DCA	1,2-DCA	cis-1,2-DCE	trans-1,2-DCE	PCE	1,1,1-TCA	TCE	Vinyl Chloride	Helium (ppmv)	Heptane (µg/m³)	Hexane (µg/m³)	Pentane (µg/m³)	TFA (µg/m³)	DFA (µg/m³)
16.007	PSG-16-02-5 [4]	06/04/2021	Perimeter soil gas-16-02 air	<8.0	<8.0	<8.0	<8.0	<8.0	<8.0	<8.0	<8.0	<8.0 UJ	--	<80	<80	<80	--	--
16.007	PSG-16-02-5 REP [4]	06/04/2021	Perimeter soil gas-16-02 air (Replicate)	<8.0	<8.0	<8.0	<8.0	<8.0	<8.0	<8.0	<8.0	<8.0 UJ	--	<80	<80	<80	--	--
16.010	16.010-AA-061219	06/12/2019	Outdoor air	<0.099	<0.10	**0.11**	<0.099	<0.099	<0.17	<0.14	<0.13	<0.13	--	--	--	--	--	--
16.010	16.010-01-061219	06/12/2019	Living room air (1st Floor)	<0.099	<0.10	**0.12**	<0.099	<0.099	**0.57**	<0.14	<0.13	<0.13	--	--	--	--	--	--
16.010	16.010-02-061219	06/12/2019	Bathroom air (1st Floor)	<0.099	<0.10	**0.18**	<0.099	<0.099	**0.43**	<0.14	<0.13	<0.13	--	--	--	--	--	--
16.010	16.010-03-061219	06/12/2019	Bedroom (master) air (2nd Floor)	<0.099	<0.10	**0.18**	<0.099	<0.099	**0.65**	<0.14	<0.13	<0.13	--	--	--	--	--	--
16.010	PSG-16-03-5 [4]	04/19/2019	Perimeter soil gas-16-03	<8.0	<8.0	<8.0	<8.0	<8.0	<8.0	<8.0	<8.0	<8.0	--	<80	<80	<80	--	--
16.010	PSG-16-03-15 [4]	04/19/2019	Perimeter soil gas-16-03	<8.0	<8.0	<8.0	<8.0	<8.0	<8.0	<8.0	<8.0	<8.0	--	<80	<80	<80	--	--
16.010	PSG-16-04-5 [4]	04/19/2019	Perimeter soil gas-16-04	<8.0	<8.0	<8.0	<8.0	<8.0	<8.0	<8.0	<8.0	<8.0	--	<80	<80	<80	--	--
16.010	PSG-16-05-5 [4]	04/19/2019	Perimeter soil gas-16-05	<8.0	<8.0	<8.0	<8.0	<8.0	<8.0	<8.0	**613**	<8.0	--	<80	<80	<80	--	--
16.010	PSG-16-06-5.5 [4]	04/19/2019	Perimeter soil gas-16-06	<8.0	<8.0	<8.0	<8.0	<8.0	<8.0	<8.0	**783**	<8.0	--	<80	<80	<80	--	--
16.012	16.012-AA-102219	10/22/2019	Outdoor air	<0.099	<0.10	<0.10	<0.099	<0.099	<0.17	<0.14	<0.13	<0.13	--	--	--	--	--	--
16.012	16.012-01-102219	10/22/2019	Living room air (1st Floor)	<0.099	<0.10	<0.10	<0.099	<0.099	<0.17	<0.14	<0.13	<0.13	--	--	--	--	--	--
16.012	16.012-11-102219	10/22/2019	Living room air (1st Floor) (Duplicate)	<0.099	<0.10	<0.10	<0.099	<0.099	<0.17	<0.14	<0.13	<0.13	--	--	--	--	--	--
16.012	16.012-02-102219	10/22/2019	Bathroom air (1st Floor)	<0.099	<0.10	<0.10	<0.099	<0.099	<0.17	<0.14	<0.13	<0.13	--	--	--	--	--	--
16.012	16.012-03-102219	10/22/2019	Bathroom air (2nd Floor)	<0.099	<0.10	<0.10	<0.099	<0.099	<0.17	<0.14	<0.13	<0.13	--	--	--	--	--	--
16.012	PSG-16-03-5 [4]	07/11/2019	Perimeter soil gas-16-03	<8.0	<8.0	<8.0	<8.0	<8.0	<8.0	<8.0	<8.0	<8.0	--	<80	<80	<80	--	--
16.012	PSG-16-03-15 [4]	07/11/2019	Perimeter soil gas-16-03	<8.0	<8.0	<8.0	<8.0	<8.0	**15**	<8.0	<8.0	<8.0	--	<80	<80	<80	--	--
16.012	PSG-16-04-5 [4]	07/11/2019	Perimeter soil gas-16-04	<8.0	<8.0	<8.0	<8.0	<8.0	<8.0	<8.0	<8.0	<8.0	--	<80	<80	<80	--	--
16.012	PSG-16-05-5 [4]	07/11/2019	Perimeter soil gas-16-05	<8.0	<8.0	<8.0	<8.0	<8.0	<8.0	<8.0	**570**	<8.0	--	<80	<80	<80	--	--
16.012	PSG-16-05-5 REP [4]	07/11/2019	Perimeter soil gas-16-05 (Replicate)	<8.0	<8.0	<8.0	<8.0	<8.0	<8.0	<8.0	**547**	<8.0	--	<80	<80	<80	--	--
16.012	PSG-16-06-5.5 [4]	07/11/2019	Perimeter soil gas-16-06	<8.0	<8.0	<8.0	<8.0	<8.0	<8.0	<8.0	**708**	<8.0	--	<80	<80	<80	--	--
16.013	16.013-AA-071919	07/19/2019	Outdoor air	<0.099	<0.10	<0.10	<0.099	<0.099	<0.17	<0.14	<0.13	<0.13	--	--	--	--	--	--
16.013	16.013-01-071919	07/19/2019	Living room air (1st Floor)	<0.099	<0.10	**0.45**	<0.099	<0.099	<0.17	<0.14	<0.13	<0.13	--	--	--	--	--	--
16.013	16.013-02-071919	07/19/2019	Bathroom air (1st Floor)	<0.099	<0.10	**0.53**	<0.099	<0.099	<0.17	<0.14	<0.13	<0.13	--	--	--	--	--	--
16.013	16.013-03-071919	07/19/2019	Bathroom air (2nd Floor)	<0.099	<0.10	**0.62**	<0.099	<0.099	**0.55**	<0.14	<0.13	<0.13	--	--	--	--	--	--
16.013	16.013-04-071919	07/19/2019	Bedroom (master) air (2nd Floor)	<0.099	<0.10	**0.68**	<0.099	<0.099	**1.1**	<0.14	**0.18**	<0.13	--	--	--	--	--	--
16.013	PSG-16-03-5 [4]	04/19/2019	Perimeter soil gas-16-03	<8.0	<8.0	<8.0	<8.0	<8.0	<8.0	<8.0	<8.0	<8.0	--	<80	<80	<80	--	--
16.013	PSG-16-03-15 [4]	04/19/2019	Perimeter soil gas-16-03	<8.0	<8.0	<8.0	<8.0	<8.0	<8.0	<8.0	<8.0	<8.0	--	<80	<80	<80	--	--
16.013	PSG-16-04-5 [4]	04/19/2019	Perimeter soil gas-16-04	<8.0	<8.0	<8.0	<8.0	<8.0	<8.0	<8.0	<8.0	<8.0	--	<80	<80	<80	--	--
16.013	PSG-16-05-5 [4]	04/19/2019	Perimeter soil gas-16-05	<8.0	<8.0	<8.0	<8.0	<8.0	<8.0	<8.0	**613**	<8.0	--	<80	<80	<80	--	--
16.013	PSG-16-06-5.5 [4]	04/19/2019	Perimeter soil gas-16-06	<8.0	<8.0	<8.0	<8.0	<8.0	<8.0	<8.0	**783**	<8.0	--	<80	<80	<80	--	--
16.013	16.013-AA-100919	10/09/2019	RESAMPLE Outdoor air	<0.099	<0.10	<0.10	<0.099	<0.099	<0.17	<0.14	<0.13	<0.13	--	--	--	--	--	--
16.013	16.013-01-100919	10/09/2019	RESAMPLE Living room air (1st Floor)	<0.099	<0.10	**0.45**	<0.099	<0.099	<0.17	<0.14	<0.13	<0.13	--	--	--	--	--	--
16.013	16.013-02-100919	10/09/2019	RESAMPLE Bathroom air (1st Floor)	<0.099	<0.10	**0.44**	<0.099	<0.099	<0.17	<0.14	<0.13	<0.13	--	--	--	--	--	--
16.013	16.013-03-100919	10/09/2019	RESAMPLE Bathroom air (2nd Floor)	<0.099	<0.10	**0.48**	<0.099	<0.099	**0.19**	<0.14	<0.13	<0.13	--	--	--	--	--	--
16.013	16.013-04-100919	10/09/2019	RESAMPLE Bedroom (master) air (2nd Floor)	<0.099	<0.10	**0.52**	<0.099	<0.099	**0.44**	<0.14	<0.13	<0.13	--	--	--	--	--	--
16.013	16.013-44-100919	10/09/2019	RESAMPLE Bedroom (master) air (2nd Floor) (Duplicate)	<0.099	<0.10	**0.52**	<0.099	<0.099	**0.44**	<0.14	<0.13	<0.13	--	--	--	--	--	--
16.013	PSG-16-03-5 [4]	07/11/2019	Perimeter soil gas-16-03	<8.0	<8.0	<8.0	<8.0	<8.0	<8.0	<8.0	<8.0	<8.0	--	<80	<80	<80	--	--
16.013	PSG-16-03-15 [4]	07/11/2019	Perimeter soil gas-16-03	<8.0	<8.0	<8.0	<8.0	<8.0	**15**	<8.0	<8.0	<8.0	--	<80	<80	<80	--	--
16.013	PSG-16-04-5 [4]	07/11/2019	Perimeter soil gas-16-04	<8.0	<8.0	<8.0	<8.0	<8.0	<8.0	<8.0	<8.0	<8.0	--	<80	<80	<80	--	--
16.013	PSG-16-05-5 [4]	07/11/2019	Perimeter soil gas-16-05	<8.0	<8.0	<8.0	<8.0	<8.0	<8.0	<8.0	**570**	<8.0	--	<80	<80	<80	--	--
16.013	PSG-16-05-5 REP [4]	07/11/2019	Perimeter soil gas-16-05 (Replicate)	<8.0	<8.0	<8.0	<8.0	<8.0	<8.0	<8.0	**547**	<8.0	--	<80	<80	<80	--	--
16.013	PSG-16-06-5.5 [4]	07/11/2019	Perimeter soil gas-16-06	<8.0	<8.0	<8.0	<8.0	<8.0	<8.0	<8.0	**708**	<8.0	--	<80	<80	<80	--	--
16.013	16.013-AA-031120	03/11/2020	RESAMPLE Outdoor air	<0.099	<0.10	<0.10	<0.099	<0.099	<0.17	<0.14	<0.13	<0.13	--	--	--	--	--	--
16.013	16.013-01-031120	03/11/2020	RESAMPLE Living room air (1st Floor)	<0.099	<0.10	**0.28**	<0.099	<0.099	**0.24**	<0.14	<0.13	<0.13	--	--	--	--	--	--
16.013	16.013-02-031120	03/11/2020	RESAMPLE Bathroom air (1st Floor)	<0.099	<0.10	**0.31**	<0.099	<0.099	**0.36**	<0.14	<0.13	<0.13	--	--	--	--	--	--
16.013	16.013-03-031120	03/11/2020	RESAMPLE Bathroom air (2nd Floor)	<0.099	<0.10	**0.32**	<0.099	<0.099	**0.43**	<0.14	<0.13	<0.13	--	--	--	--	--	--
16.013	16.013-04-031120	03/11/2020	RESAMPLE Bedroom (master) air (2nd Floor)	<0.099	<0.10	**0.43**	<0.099	<0.099	**0.85**	<0.14	<0.13	<0.13	--	--	--	--	--	--
16.013	16.013-44-031120	03/11/2020	RESAMPLE Bedroom (master) air (2nd Floor) (Duplicate)	<0.099	<0.10	**0.42**	<0.099	<0.099	**0.98**	<0.14	<0.13	<0.13	--	--	--	--	--	--
16.013	PSG-16-03-5 [4]	02/06/2020	Perimeter soil gas-16-03	<8.0	<8.0	<8.0	<8.0	<8.0	<8.0	<8.0	<8.0	<8.0	--	<80	<80	<80	--	--
16.013	PSG-16-03-15 [4]	02/06/2020	Perimeter soil gas-16-03	<8.0	<8.0	<8.0	<8.0	<8.0	**5.0 J**	<8.0	<8.0	<8.0	--	<80	<80	<80	--	--
16.013	PSG-16-04-5 [4]	02/06/2020	Perimeter soil gas-16-04	<8.0	<8.0	<8.0	<8.0	<8.0	<8.0	<8.0	<8.0	<8.0	--	<80	<80	<80	--	--
16.013	PSG-16-05-5 [4]	02/06/2020	Perimeter soil gas-16-05	<8.0	<8.0	<8.0	<8.0	<8.0	<8.0	<8.0	**410**	<8.0	--	<80	<80	<80	--	--
16.013	PSG-16-06-5.5 [4]	02/06/2020	Perimeter soil gas-16-06	<8.0	<8.0	<8.0	<8.0	<8.0	<8.0	<8.0	**709**	<8.0	--	<80	<80	<80	--	--
16.013	16.013-AA-102820	10/28/2020	RESAMPLE Outdoor air	<0.099	<0.10	**0.13**	<0.099	<0.099	<0.17	<0.14	<0.13	<0.13	--	--	--	--	--	--

TABLE A-6

HISTORICAL RESIDENTIAL INDOOR AIR AND SOIL GAS SAMPLING RESULTS
Former Ford Aeronutronic Facility
Newport Beach, California

Building ID	Sample ID	Date [2]	Location Description	Volatile Organic Compounds [1] (µg/m³)									Leak Detection Compounds [1]					
				1,1-DCE	1,1-DCA	1,2-DCA	cis-1,2-DCE	trans-1,2-DCE	PCE	1,1,1-TCA	TCE	Vinyl Chloride	Helium (ppmv)	Heptane (µg/m³)	Hexane (µg/m³)	Pentane (µg/m³)	TFA (µg/m³)	DFA (µg/m³)
16.013	16.013-01-102820	10/28/2020	RESAMPLE Living room air (1st Floor)	<0.099	<0.10	**0.34**	<0.099	<0.099	<0.17	<0.14	<0.13	<0.13	--	--	--	--	--	--
16.013	16.013-11-102820	10/28/2020	RESAMPLE Living room air (1st Floor) (Duplicate)	<0.099	<0.10	**0.27**	<0.099	<0.099	<0.17	<0.14	<0.13	<0.13	--	--	--	--	--	--
16.013	16.013-02-102820	10/28/2020	RESAMPLE Bathroom air (1st Floor)	<0.099	<0.10	**0.31**	<0.099	<0.099	<0.17	<0.14	<0.13	<0.13	--	--	--	--	--	--
16.013	16.013-03-102820	10/28/2020	RESAMPLE Bathroom air (2nd Floor)	<0.099	<0.10	**0.44**	<0.099	<0.099	<0.17	<0.14	<0.13	<0.13	--	--	--	--	--	--
16.013	16.013-04-102820	10/28/2020	RESAMPLE Bedroom (master) air (2nd Floor)	<0.099	<0.10	**0.35**	<0.099	<0.099	**0.36**	<0.14	<0.13	<0.13	--	--	--	--	--	--
16.013	PSG-16-03-5 [4]	08/18/2020	Perimeter soil gas-16-03	<8.0	<8.0	<8.0	<8.0	<8.0	**7.0 J**	<8.0	**5.0 J**	<8.0	--	<80	<80	<80	--	--
16.013	PSG-16-04-5 [4]	08/18/2020	Perimeter soil gas-16-04	<8.0	<8.0	<8.0	<8.0	<8.0	<8.0	<8.0	<8.0	<8.0	--	<80	<80	<80	--	--
16.013	PSG-16-05-5 [4]	08/18/2020	Perimeter soil gas-16-05	<8.0	<8.0	<8.0	<8.0	<8.0	<8.0	<8.0	**374**	<8.0	--	<80	<80	<80	--	--
16.013	PSG-16-06-5.5 [4]	08/18/2020	Perimeter soil gas-16-06	<8.0	<8.0	<8.0	<8.0	<8.0	**6.0 J**	<8.0	**643**	<8.0	--	<80	<80	<80	--	--
16.013	PSG-16-06-5.5 REP [4]	08/18/2020	Perimeter soil gas-16-06 (Replicate)	<8.0	<8.0	<8.0	<8.0	<8.0	**6.0 J**	<8.0	**719**	<8.0	--	<80	<80	<80	--	--
16.014	--	--	Outdoor air [14]	--	--	--	--	--	--	--	--	--	--	--	--	--	--	--
16.014	16.014-01-051419	05/14/2019	Dining room air (1st Floor)	<0.099	<0.10	**1.7**	<0.099	<0.099	**1.1**	<0.14	**0.15**	<0.13	--	--	--	--	--	--
16.014	16.014-11-051419	05/14/2019	Dining room air (1st Floor) (Duplicate)	<0.099	<0.10	**1.8**	<0.099	<0.099	**1.1**	<0.14	**0.20**	<0.13	--	--	--	--	--	--
16.014	16.014-02-051419	05/14/2019	Bathroom air (1st Floor)	<0.099	<0.10	**1.5**	<0.099	<0.099	**1.0**	<0.14	<0.13	<0.13	--	--	--	--	--	--
16.014	16.014-03-051419	05/14/2019	Bathroom air (2nd Floor)	<0.099	<0.10	**3.3**	<0.099	<0.099	**1.1**	<0.14	**0.38**	<0.13	--	--	--	--	--	--
16.014	16.014-AA-061819	06/18/2019	RESAMPLE Outdoor air	<0.099	<0.10	**0.26**	<0.099	<0.099	<0.17	<0.14	<0.13	<0.13	--	--	--	--	--	--
16.014	16.014-01-061819	06/18/2019	RESAMPLE Dining room air (1st Floor)	<0.099	<0.10	**2.7**	<0.099	<0.099	**0.19**	<0.14	<0.13	<0.13	--	--	--	--	--	--
16.014	16.014-11-061819	06/18/2019	RESAMPLE Dining room air (1st Floor) (Duplicate)	<0.099	<0.10	**2.5**	<0.099	<0.099	**0.19**	<0.14	<0.13	<0.13	--	--	--	--	--	--
16.014	16.014-02-061819	06/18/2019	RESAMPLE Bathroom air (1st Floor)	<0.099	<0.10	**2.2**	<0.099	<0.099	<0.17	<0.14	<0.13	<0.13	--	--	--	--	--	--
16.014	16.014-03-061819	06/18/2019	RESAMPLE Bathroom air (2nd Floor)	<0.099	<0.10	**5.3**	<0.099	<0.099	**0.20**	<0.14	**0.17**	<0.13	--	--	--	--	--	--
16.014	PSG-16-03-5 [4]	04/19/2019	Perimeter soil gas-16-03	<8.0	<8.0	<8.0	<8.0	<8.0	<8.0	<8.0	<8.0	<8.0	--	<80	<80	<80	--	--
16.014	PSG-16-03-15 [4]	04/19/2019	Perimeter soil gas-16-03	<8.0	<8.0	<8.0	<8.0	<8.0	<8.0	<8.0	<8.0	<8.0	--	<80	<80	<80	--	--
16.014	PSG-16-04-5 [4]	04/19/2019	Perimeter soil gas-16-04	<8.0	<8.0	<8.0	<8.0	<8.0	<8.0	<8.0	<8.0	<8.0	--	<80	<80	<80	--	--
16.014	PSG-16-05-5 [4]	04/19/2019	Perimeter soil gas-16-05	<8.0	<8.0	<8.0	<8.0	<8.0	<8.0	<8.0	**613**	<8.0	--	<80	<80	<80	--	--
16.014	PSG-16-06-5.5 [4]	04/19/2019	Perimeter soil gas-16-06	<8.0	<8.0	<8.0	<8.0	<8.0	<8.0	<8.0	**783**	<8.0	--	<80	<80	<80	--	--
16.016	16.016-AA-051019	05/10/2019	Outdoor air	<0.099 UJ	<0.10 UJ	<0.10 UJ	<0.099 UJ	<0.099 UJ	<0.17 UJ	<0.14 UJ	<0.13 UJ	<0.13 UJ	--	--	--	--	--	--
16.016	16.016-01-051019 [7]	05/10/2019	Living room air (2nd Floor)	<0.27	<0.27	**0.29**	<0.27	<0.27	<0.46	<0.37	<0.36	<0.35	--	--	--	--	--	--
16.016	16.016-11-051019	05/10/2019	Living room air (2nd Floor) (Duplicate)	<0.099	<0.10	**0.38**	<0.099	<0.099	<0.17	<0.14	<0.13	<0.13	--	--	--	--	--	--
16.016	16.016-02-051019	05/10/2019	Bathroom (guest) air (2nd Floor)	<0.099	<0.10	**0.39**	<0.099	<0.099	<0.17	<0.14	<0.13	<0.13	--	--	--	--	--	--
16.016	16.016-03-051019	05/10/2019	Bathroom (master) air (2nd Floor)	<0.099	<0.10	**3.2**	<0.099	<0.099	<0.17	<0.14	<0.13	<0.13	--	--	--	--	--	--
16.016	16.016-04-051019	05/10/2019	Bedroom (master) air (2nd Floor)	<0.099	<0.10	**2.4**	<0.099	<0.099	<0.17	<0.14	<0.13	<0.13	--	--	--	--	--	--
16.016	PSG-16-03-5 [4]	04/19/2019	Perimeter soil gas-16-03	<8.0	<8.0	<8.0	<8.0	<8.0	<8.0	<8.0	<8.0	<8.0	--	<80	<80	<80	--	--
16.016	PSG-16-03-15 [4]	04/19/2019	Perimeter soil gas-16-03	<8.0	<8.0	<8.0	<8.0	<8.0	<8.0	<8.0	<8.0	<8.0	--	<80	<80	<80	--	--
16.016	PSG-16-04-5 [4]	04/19/2019	Perimeter soil gas-16-04	<8.0	<8.0	<8.0	<8.0	<8.0	<8.0	<8.0	<8.0	<8.0	--	<80	<80	<80	--	--
16.016	PSG-16-05-5 [4]	04/19/2019	Perimeter soil gas-16-05	<8.0	<8.0	<8.0	<8.0	<8.0	<8.0	<8.0	**613**	<8.0	--	<80	<80	<80	--	--
16.016	PSG-16-06-5.5 [4]	04/19/2019	Perimeter soil gas-16-06	<8.0	<8.0	<8.0	<8.0	<8.0	<8.0	<8.0	**783**	<8.0	--	<80	<80	<80	--	--
16.016	16.016-AA-021420	02/14/2020	RESAMPLE Outdoor air	<0.099	<0.10	<0.10	<0.099	<0.099	<0.17	<0.14	<0.13	<0.13	--	--	--	--	--	--
16.016	16.016-01-021420	02/14/2020	RESAMPLE Living room air (2nd Floor)	<0.099	<0.10	**0.18**	<0.099	<0.099	<0.17	<0.14	<0.13	<0.13	--	--	--	--	--	--
16.016	16.016-02-021420	02/14/2020	RESAMPLE Bathroom (guest) air (2nd Floor)	<0.099	<0.10	**0.17**	<0.099	<0.099	<0.17	<0.14	<0.13	<0.13	--	--	--	--	--	--
16.016	16.016-03-021420	02/14/2020	RESAMPLE Bathroom (master) air (2nd Floor)	<0.099	<0.10	**0.55**	<0.099	<0.099	<0.17	<0.14	<0.13	<0.13	--	--	--	--	--	--
16.016	16.016-04-021420	02/14/2020	RESAMPLE Bedroom (master) air (2nd Floor)	<0.099	<0.10	**0.44**	<0.099	<0.099	<0.17	<0.14	<0.13	<0.13	--	--	--	--	--	--
16.016	PSG-16-03-5 [4]	02/06/2020	Perimeter soil gas-16-03	<8.0	<8.0	<8.0	<8.0	<8.0	<8.0	<8.0	<8.0	<8.0	--	<80	<80	<80	--	--
16.016	PSG-16-03-15 [4]	02/06/2020	Perimeter soil gas-16-03	<8.0	<8.0	<8.0	<8.0	<8.0	**5.0 J**	<8.0	<8.0	<8.0	--	<80	<80	<80	--	--
16.016	PSG-16-04-5 [4]	02/06/2020	Perimeter soil gas-16-04	<8.0	<8.0	<8.0	<8.0	<8.0	<8.0	<8.0	<8.0	<8.0	--	<80	<80	<80	--	--
16.016	PSG-16-05-5 [4]	02/06/2020	Perimeter soil gas-16-05	<8.0	<8.0	<8.0	<8.0	<8.0	<8.0	<8.0	**410**	<8.0	--	<80	<80	<80	--	--
16.016	PSG-16-06-5.5 [4]	02/06/2020	Perimeter soil gas-16-06	<8.0	<8.0	<8.0	<8.0	<8.0	<8.0	<8.0	**709**	<8.0	--	<80	<80	<80	--	--
16.018	16.018-AA-051719	05/17/2019	Outdoor air	<0.099	<0.10	<0.10	<0.099	<0.099	<0.17	<0.14	<0.13	<0.13	--	--	--	--	--	--
16.018	16.018-01-051719	05/17/2019	Living room air (1st Floor)	<0.099	<0.10	**1.5**	<0.099	<0.099	<0.17	**0.50**	<0.13	<0.13	--	--	--	--	--	--
16.018	16.018-11-051719	05/17/2019	Living room air (1st Floor) (Duplicate)	<0.099	<0.10	**1.6**	<0.099	<0.099	<0.17	**0.50**	<0.13	<0.13	--	--	--	--	--	--
16.018	16.018-02-051719	05/17/2019	Bathroom air (1st Floor)	<0.099	<0.10	**3.4**	<0.099	<0.099	<0.17	**0.93**	<0.13	<0.13	--	--	--	--	--	--
16.018	16.018-03-051719	05/17/2019	Bedroom (master) air (2nd Floor)	<0.099	<0.10	**1.8**	<0.099	<0.099	<0.17	**0.56**	<0.13	<0.13	--	--	--	--	--	--
16.018	PSG-16-07-5 [4]	04/19/2019	Perimeter soil gas-16-07	<8.0	<8.0	<8.0	<8.0	<8.0	<8.0	<8.0	<8.0	<8.0	--	<80	<80	<80	--	--
16.018	PSG-16-07-15 [4]	04/19/2019	Perimeter soil gas-16-07	**239**	<8.0	<8.0	**10**	<8.0	<8.0	<8.0	<8.0	**106**	--	<80	<80	<80	--	--
16.018	PSG-16-08-5 [4]	04/19/2019	Perimeter soil gas-16-08	<8.0	<8.0	<8.0	<8.0	<8.0	<8.0	<8.0	<8.0	<8.0	--	<80	<80	<80	--	--
16.018	PSG-16-08-15 [4]	04/19/2019	Perimeter soil gas-16-08	**361**	**46**	<8.0	**180**	**100**	<8.0	<8.0	**4.0 J**	**242**	--	<80	<80	<80	--	--
16.018	PSG-16-09-5 [4]	04/19/2019	Perimeter soil gas-16-09	<8.0	<8.0	<8.0	<8.0	<8.0	<8.0	<8.0	<8.0	<8.0	--	<80	<80	<80	--	--

TABLE A-6

HISTORICAL RESIDENTIAL INDOOR AIR AND SOIL GAS SAMPLING RESULTS
Former Ford Aeronutronic Facility
Newport Beach, California

Building ID	Sample ID	Date [2]	Location Description	Volatile Organic Compounds [1] (µg/m³)									Leak Detection Compounds [1]					
				1,1-DCE	1,1-DCA	1,2-DCA	cis-1,2-DCE	trans-1,2-DCE	PCE	1,1,1-TCA	TCE	Vinyl Chloride	Helium (ppmv)	Heptane (µg/m³)	Hexane (µg/m³)	Pentane (µg/m³)	TFA (µg/m³)	DFA (µg/m³)
16.018	PSG-16-09-15 [4]	04/19/2019	Perimeter soil gas-16-09	<8.0	<8.0	<8.0	<8.0	<8.0	<8.0	<8.0	<8.0	<8.0	--	<80	<80	<80	--	--
16.018	PSG-16-10-5 [4]	04/19/2019	Perimeter soil gas-16-10	<8.0	<8.0	<8.0	<8.0	<8.0	<8.0	<8.0	<8.0	<8.0	--	<80	<80	<80	--	--
16.018	PSG-16-10-15 [4]	04/19/2019	Perimeter soil gas-16-10	**150**	<8.0	<8.0	<8.0	<8.0	<8.0	<8.0	<8.0	**131**	--	<80	<80	<80	--	--
16.018	16.018-AA-012420	01/24/2020	RESAMPLE Outdoor air	<0.099	<0.10	**0.10**	<0.099	<0.099	<0.17	<0.14	<0.13	<0.13	--	--	--	--	--	--
16.018	16.018-01-012420	01/24/2020	RESAMPLE Living room air (1st Floor)	<0.099	<0.10	**1.4**	<0.099	<0.099	<0.17	**0.51 J+**	<0.13	<0.13	--	--	--	--	--	--
16.018	16.018-02-012420	01/24/2020	RESAMPLE Bathroom air (1st Floor)	<0.099	<0.10	**2.2**	<0.099	<0.099	<0.17	**0.57 J+**	<0.13	<0.13	--	--	--	--	--	--
16.018	16.018-03-012420	01/24/2020	RESAMPLE Bedroom (master) air (2nd Floor)	<0.099	<0.10	**0.85**	<0.099	<0.099	<0.17	**0.28 J+**	<0.13	<0.13	--	--	--	--	--	--
16.018	PSG-16-07-5 [4]	07/11/2019	Perimeter soil gas-16-07	<8.0	<8.0	<8.0	<8.0	<8.0	<8.0	<8.0	<8.0	<8.0	--	<80	<80	<80	--	--
16.018	PSG-16-07-15 [4]	07/11/2019	Perimeter soil gas-16-07	**225**	<8.0	<8.0	**12**	<8.0	<8.0	<8.0	<8.0	**78**	--	<80	<80	<80	--	--
16.018	PSG-16-08-5 [4]	07/11/2019	Perimeter soil gas-16-08	<8.0	<8.0	<8.0	<8.0	<8.0	<8.0	<8.0	<8.0	<8.0	--	<80	<80	<80	--	--
16.018	PSG-16-08-15 [4]	07/11/2019	Perimeter soil gas-16-08	**260**	**42**	<8.0	**191**	**89**	<8.0	<8.0	<8.0	**150**	--	<80	<80	<80	--	--
16.018	PSG-16-09-5 [4]	07/11/2019	Perimeter soil gas-16-09	<8.0	<8.0	<8.0	<8.0	<8.0	<8.0	<8.0	<8.0	<8.0	--	<80	<80	<80	--	--
16.018	PSG-16-09-15 [4]	07/11/2019	Perimeter soil gas-16-09	<8.0	<8.0	<8.0	<8.0	<8.0	<8.0	<8.0	<8.0	<8.0	--	<80	<80	<80	--	--
16.018	PSG-16-10-5 [4]	07/11/2019	Perimeter soil gas-16-10	<8.0	<8.0	<8.0	<8.0	<8.0	<8.0	<8.0	<8.0	<8.0	--	<80	<80	<80	--	--
16.018	PSG-16-10-15 [4]	07/11/2019	Perimeter soil gas-16-10	**302**	**31**	<8.0	**170**	**74**	<8.0	<8.0	<8.0	**105**	--	<80	<80	<80	--	--
16.018	16.018-AA-042222	04/22/2022	RESAMPLE Outdoor air	<0.099	<0.10	<0.10	<0.20	<0.099	<0.17	<0.14	<0.13	<0.13	--	--	--	--	--	--
16.018	16.018-01-042222	04/22/2022	RESAMPLE Living room air (1st Floor)	<0.099	<0.10	**0.48**	<0.20	<0.099	<0.17	**0.42**	<0.13	<0.13	--	--	--	--	--	--
16.018	16.018-02-042222	04/22/2022	RESAMPLE Bathroom air (1st Floor)	<0.099	<0.10	**3.7**	<0.20	<0.099	<0.17	**0.73**	<0.13	<0.13	--	--	--	--	--	--
16.018	16.018-03-042222	04/22/2022	RESAMPLE Bedroom (master) air (2nd Floor)	<0.099	<0.10	**0.55**	<0.20	<0.099	**0.29**	**0.42**	<0.13	<0.13	--	--	--	--	--	--
16.018	PSG-16-07-5 [4]	05/18/2022	Perimeter soil gas-16-07 air	<4.0	<4.0	<4.0	<4.0	<4.0	<4.0	<4.0	<4.0	<4.0	--	<40	<40	<40	--	--
16.018	PSG-16-07-15 [4]	05/18/2022	Perimeter soil gas-16-07 air	**297**	**5.0**	<4.0	**25**	**13**	<4.0	<4.0	<4.0	**102**	--	<40	<40	<40	--	--
16.018	PSG-16-08-5 [4]	05/19/2022	Perimeter soil gas-16-08 air	<4.0	<4.0	<4.0	<4.0	<4.0	<4.0	<4.0	<4.0	<4.0	--	<40	<40	<40	--	--
16.018	PSG-16-08-15 [4]	05/19/2022	Perimeter soil gas-16-08 air	**68**	**14**	<4.0	**43**	**22**	<4.0	<4.0	<4.0	**105**	--	<40	<40	<40	--	--
16.018	PSG-16-08-15 REP [4]	05/19/2022	Perimeter soil gas-16-08 air (Replicate)	**69**	**14**	<4.0	**45**	**23**	<4.0	<4.0	<4.0	**101**	--	<40	<40	<40	--	--
16.018	PSG-16-09-5 [4]	05/18/2022	Perimeter soil gas-16-09 air	<4.0	<4.0	<4.0	<4.0	<4.0	<4.0	<4.0	<4.0	<4.0	--	<40	<40	<40	--	--
16.018	PSG-16-09-15 [4]	05/18/2022	Perimeter soil gas-16-09 air	<4.0	<4.0	<4.0	<4.0	<4.0	<4.0	<4.0	<4.0	<4.0	--	<40	<40	<40	--	--
16.018	PSG-16-10-5 [4]	05/18/2022	Perimeter soil gas-16-10 air	<4.0	<4.0	<4.0	<4.0	<4.0	<4.0	<4.0	<4.0	<4.0	--	<40	<40	<40	--	--
16.018	PSG-16-10-15 [4]	05/18/2022	Perimeter soil gas-16-10 air	**182**	<4.0	<4.0	<4.0	<4.0	<4.0	<4.0	<4.0	**141**	--	<40	<40	<40	--	--
16.019	16.019-AA-061219	06/12/2019	Outdoor air	<0.099	<0.10	<0.10	<0.099	<0.099	<0.17	<0.14	<0.13	<0.13	--	--	--	--	--	--
16.019	16.019-01-061219	06/12/2019	Living room air (1st Floor)	<0.099	<0.10	**2.1**	<0.099	<0.099	<0.17	<0.14	<0.13 UJ	<0.13	--	--	--	--	--	--
16.019	16.019-11-061219	06/12/2019	Living room air (1st Floor) (Duplicate)	<0.099	<0.10	**2.0**	<0.099	<0.099	<0.17	<0.14	**0.42 J**	<0.13	--	--	--	--	--	--
16.019	16.019-02-061219	06/12/2019	Bathroom air (1st Floor)	<0.099	<0.10	**1.9**	<0.099	<0.099	<0.17	<0.14	<0.13	<0.13	--	--	--	--	--	--
16.019	16.019-03-061219	06/12/2019	Bedroom (master) air (2nd Floor)	<0.099	<0.10	**4.9**	<0.099	<0.099	<0.17	<0.14	<0.13	<0.13	--	--	--	--	--	--
16.019	PSG-16-07-5 [4]	04/19/2019	Perimeter soil gas-16-07	<8.0	<8.0	<8.0	<8.0	<8.0	<8.0	<8.0	<8.0	<8.0	--	<80	<80	<80	--	--
16.019	PSG-16-07-15 [4]	04/19/2019	Perimeter soil gas-16-07	**239**	<8.0	<8.0	**10**	<8.0	<8.0	<8.0	<8.0	**106**	--	<80	<80	<80	--	--
16.019	PSG-16-08-5 [4]	04/19/2019	Perimeter soil gas-16-08	<8.0	<8.0	<8.0	<8.0	<8.0	<8.0	<8.0	<8.0	<8.0	--	<80	<80	<80	--	--
16.019	PSG-16-08-15 [4]	04/19/2019	Perimeter soil gas-16-08	**361**	**46**	<8.0	**180**	**100**	<8.0	<8.0	**4.0 J**	**242**	--	<80	<80	<80	--	--
16.019	PSG-16-09-5 [4]	04/19/2019	Perimeter soil gas-16-09	<8.0	<8.0	<8.0	<8.0	<8.0	<8.0	<8.0	<8.0	<8.0	--	<80	<80	<80	--	--
16.019	PSG-16-09-15 [4]	04/19/2019	Perimeter soil gas-16-09	<8.0	<8.0	<8.0	<8.0	<8.0	<8.0	<8.0	<8.0	<8.0	--	<80	<80	<80	--	--
16.019	PSG-16-10-5 [4]	04/19/2019	Perimeter soil gas-16-10	<8.0	<8.0	<8.0	<8.0	<8.0	<8.0	<8.0	<8.0	<8.0	--	<80	<80	<80	--	--
16.019	PSG-16-10-15 [4]	04/19/2019	Perimeter soil gas-16-10	**150**	<8.0	<8.0	<8.0	<8.0	<8.0	<8.0	<8.0	**131**	--	<80	<80	<80	--	--
16.019	16.019-AA-022620	02/26/2020	RESAMPLE Outdoor air	<0.099	<0.10	<0.10	<0.099	<0.099	<0.17	<0.14	<0.13	<0.13	--	--	--	--	--	--
16.019	16.019-01-022620	02/26/2020	RESAMPLE Living room air (1st Floor)	<0.099	<0.10	**0.81**	<0.099	<0.099	<0.17	<0.14	<0.13	<0.13	--	--	--	--	--	--
16.019	16.019-02-022620	02/26/2020	RESAMPLE Bathroom air (1st Floor)	<0.099	<0.10	**0.87**	<0.099	<0.099	<0.17	<0.14	<0.13	<0.13	--	--	--	--	--	--
16.019	16.019-03-022620	02/26/2020	RESAMPLE Bedroom (master) air (2nd Floor)	<0.099	<0.10	**2.2**	<0.099	<0.099	<0.17	<0.14	<0.13	<0.13	--	--	--	--	--	--
16.019	PSG-16-07-5 [4]	02/06/2020	Perimeter soil gas-16-07	<8.0	<8.0	<8.0	<8.0	<8.0	<8.0	<8.0	<8.0	<8.0	--	<80	<80	<80	--	--
16.019	PSG-16-07-15 [4]	02/06/2020	Perimeter soil gas-16-07	**249**	<8.0	<8.0	**12**	**5.0 J**	<8.0	<8.0	<8.0	**77**	--	<80	<80	<80	--	--
16.019	PSG-16-08-5 [4]	02/06/2020	Perimeter soil gas-16-08	<8.0	<8.0	<8.0	<8.0	<8.0	<8.0	<8.0	<8.0	<8.0	--	<80	<80	<80	--	--
16.019	PSG-16-08-15 [4]	02/06/2020	Perimeter soil gas-16-08	**213**	**25**	<8.0	**144**	**59**	<8.0	<8.0	<8.0	**144**	--	<80	<80	<80	--	--
16.019	PSG-16-09-5 [4]	02/06/2020	Perimeter soil gas-16-09	<8.0	<8.0	<8.0	<8.0	<8.0	<8.0	<8.0	<8.0	<8.0	--	<80	<80	<80	--	--
16.019	PSG-16-09-15 [4]	02/06/2020	Perimeter soil gas-16-09	<8.0	<8.0	<8.0	<8.0	<8.0	<8.0	<8.0	<8.0	<8.0	--	<80	<80	<80	--	--
16.019	PSG-16-10-5 [4]	02/06/2020	Perimeter soil gas-16-10	<8.0	<8.0	<8.0	<8.0	<8.0	<8.0	<8.0	<8.0	<8.0	--	<80	<80	<80	--	--
16.019	PSG-16-10-15 [4]	02/06/2020	Perimeter soil gas-16-10	**130**	<8.0	<8.0	<8.0	<8.0	<8.0	<8.0	<8.0	**95**	--	<80	<80	<80	--	--
16.019	16.019-AA-070122	07/01/2022	RESAMPLE Outdoor air	<0.099	<0.10	<0.10	<0.20	<0.099	<0.17	<0.14	<0.13	<0.13	--	--	--	--	--	--
16.019	16.019-01-070122	07/01/2022	RESAMPLE Living room air (1st Floor)	<0.099	<0.10	**0.57**	<0.20	<0.099	<0.17	<0.14	<0.13	<0.13	--	--	--	--	--	--
16.019	16.019-02-070122	07/01/2022	RESAMPLE Bathroom air (1st Floor)	<0.099	<0.10	**0.55**	<0.20	<0.099	<0.17	<0.14	<0.13	<0.13	--	--	--	--	--	--

TABLE A-6

HISTORICAL RESIDENTIAL INDOOR AIR AND SOIL GAS SAMPLING RESULTS
Former Ford Aeronutronic Facility
Newport Beach, California

Building ID	Sample ID	Date [2]	Location Description	Volatile Organic Compounds [1] (µg/m³)									Leak Detection Compounds [1]					
				1,1-DCE	1,1-DCA	1,2-DCA	cis-1,2-DCE	trans-1,2-DCE	PCE	1,1,1-TCA	TCE	Vinyl Chloride	Helium (ppmv)	Heptane (µg/m³)	Hexane (µg/m³)	Pentane (µg/m³)	TFA (µg/m³)	DFA (µg/m³)
16.019	16.019-03-070122	07/01/2022	RESAMPLE Bedroom (master) air (2nd Floor)	<0.099	<0.10	**0.46**	<0.20	<0.099	<0.17	<0.14	**0.45**	<0.13	--	--	--	--	--	--
16.019	PSG-16-07-5 [4]	05/18/2022	Parcel 16, perimeter soil gas-16-07	<4.0	<4.0	<4.0	<4.0	<4.0	<4.0	<4.0	<4.0	<4.0	--	<40	<40	<40	--	--
16.019	PSG-16-07-15 [4]	05/18/2022	Parcel 16, perimeter soil gas-16-07	**297**	**5.0**	<4.0	**25**	**13**	<4.0	<4.0	<4.0	**102**	--	<40	<40	<40	--	--
16.019	PSG-16-08-5 [4]	05/19/2022	Parcel 16, perimeter soil gas-16-08	<4.0	<4.0	<4.0	<4.0	<4.0	<4.0	<4.0	<4.0	<4.0	--	<40	<40	<40	--	--
16.019	PSG-16-08-15 [4]	05/19/2022	Parcel 16, perimeter soil gas-16-08	**68**	**14**	<4.0	**43**	**22**	<4.0	<4.0	<4.0	**105**	--	<40	<40	<40	--	--
16.019	PSG-16-08-15 REP [4]	05/19/2022	Parcel 16, perimeter soil gas-16-08 (Replicate)	**69**	**14**	<4.0	**45**	**23**	<4.0	<4.0	<4.0	**101**	--	<40	<40	<40	--	--
16.019	PSG-16-09-5 [4]	05/18/2022	Parcel 16, perimeter soil gas-16-09	<4.0	<4.0	<4.0	<4.0	<4.0	<4.0	<4.0	<4.0	<4.0	--	<40	<40	<40	--	--
16.019	PSG-16-09-15 [4]	05/18/2022	Parcel 16, perimeter soil gas-16-09	<4.0	<4.0	<4.0	<4.0	<4.0	<4.0	<4.0	<4.0	<4.0	--	<40	<40	<40	--	--
16.019	PSG-16-10-5 [4]	05/18/2022	Parcel 16, perimeter soil gas-16-10	<4.0	<4.0	<4.0	<4.0	<4.0	<4.0	<4.0	<4.0	<4.0	--	<40	<40	<40	--	--
16.019	PSG-16-10-15 [4]	05/18/2022	Parcel 16, perimeter soil gas-16-10	**182**	<4.0	<4.0	<4.0	<4.0	<4.0	<4.0	<4.0	**141**	--	<40	<40	<40	--	--
16.026	16.026-AA-100419	10/04/2019	Outdoor air	<0.099	<0.10	<0.10	<0.099	<0.099	<0.17	<0.14	<0.13	<0.13	--	--	--	--	--	--
16.026	16.026-01-100419	10/04/2019	Living room air (1st Floor)	<0.099	<0.10	**0.11**	<0.099	<0.099	**0.18**	**0.27**	<0.13	<0.13	--	--	--	--	--	--
16.026	16.026-11-100419	10/04/2019	Living room air (1st Floor) (Duplicate)	<0.099	<0.10	<0.10	<0.099	<0.099	<0.17	**0.20**	<0.13	<0.13	--	--	--	--	--	--
16.026	16.026-02-100419	10/04/2019	Bathroom air (1st Floor)	<0.099	<0.10	<0.10	<0.099	<0.099	**0.25**	**0.34**	<0.13	<0.13	--	--	--	--	--	--
16.026	16.026-03-100419	10/04/2019	Bedroom (master) air (2nd Floor)	<0.099	<0.10	<0.10	<0.099	<0.099	**0.32**	**4.2**	<0.13	<0.13	--	--	--	--	--	--
16.026	PSG-16-11-5 [4]	08/26/2019	Perimeter soil gas-16-11	<8.0	<8.0	<8.0	<8.0	<8.0	**10**	<8.0	<8.0	<8.0	--	<80	<80	<80	--	--
16.026	PSG-16-11-15 [4]	08/26/2019	Perimeter soil gas-16-11	<8.0	<8.0	<8.0	<8.0	<8.0	**7.0 J**	<8.0	<8.0	<8.0	--	<80	<80	<80	--	--
16.026	PSG-16-12-5 [4]	08/26/2019	Perimeter soil gas-16-12	<8.0	<8.0	<8.0	<8.0	<8.0	**17**	<8.0	<8.0	<8.0	--	<80	<80	<80	--	--
16.026	PSG-16-12-15 [4]	08/26/2019	Perimeter soil gas-16-12	**43**	**14**	<8.0	<8.0	**18**	<8.0	<8.0	**32**	<8.0	--	<80	<80	<80	--	--
16.026	16.026-AA-042222	04/22/2022	RESAMPLE Outdoor air	<0.099	<0.10	<0.10	<0.20	<0.099	<0.17	<0.14	<0.13	<0.13	--	--	--	--	--	--
16.026	16.026-01-042222	04/22/2022	RESAMPLE Living room air (1st Floor)	<0.099	<0.10	<0.10	<0.20	<0.099	<0.17	<0.14	<0.13	<0.13	--	--	--	--	--	--
16.026	16.026-02-042222	04/22/2022	RESAMPLE Bathroom air (1st Floor)	<0.099	<0.10	<0.10	<0.20	<0.099	<0.17	<0.14	<0.13	<0.13	--	--	--	--	--	--
16.026	16.026-03-042222	04/22/2022	RESAMPLE Bedroom (master) air (2nd Floor)	<0.099	<0.10	<0.10	<0.20	<0.099	<0.17	<0.14	<0.13	<0.13	--	--	--	--	--	--
16.026	PSG-16-11-5 [4]	05/18/2022	Perimeter soil gas-16-11 air	<4.0	<4.0	<4.0	<4.0	<4.0	<4.0	<4.0	<4.0	<4.0	--	<40	<40	<40	--	--
16.026	PSG-16-11-15 [4]	05/18/2022	Perimeter soil gas-16-11 air	<4.0	<4.0	<4.0	<4.0	<4.0	<4.0	<4.0	<4.0	<4.0	--	<40	<40	<40	--	--
16.026	PSG-16-11-15 REP [4]	05/18/2022	Perimeter soil gas-16-11 air (Replicate)	<4.0	<4.0	<4.0	<4.0	<4.0	<4.0	<4.0	<4.0	<4.0	--	<40	<40	<40	--	--
16.026	PSG-16-12-5 [4]	05/18/2022	Perimeter soil gas-16-12 air	<4.0	<4.0	<4.0	<4.0	<4.0	<4.0	<4.0	<4.0	<4.0	--	<40	<40	<40	--	--
16.026	PSG-16-12-15 [4]	05/18/2022	Perimeter soil gas-16-12 air	**11**	**9.0**	<4.0	<4.0	**15**	<4.0	<4.0	**39**	<4.0	--	<40	<40	<40	--	--
16.030	16.030-AA-120222	12/02/2022	Outdoor air	<0.099	<0.10	<0.10	<0.20	<0.099	**0.20**	<0.14	<0.13	<0.13	--	--	--	--	--	--
16.030	16.030-01-120222	12/02/2022	Living room air (1st Floor)	<0.099	<0.10	**0.25**	<0.20	<0.099	**240**	<0.14	<0.13	<0.13	--	--	--	--	--	--
16.030	16.030-02-120222	12/02/2022	Bathroom air (2nd Floor)	<0.099	<0.10	**0.60 J-**	<0.20	<0.099	**350**	<0.14	<0.13	<0.13	--	--	--	--	--	--
16.030	16.030-03-120222	12/02/2022	Bedroom (master) air (2nd Floor)	<0.099	<0.10	**0.62 J-**	<0.20	<0.099	**280**	<0.14	<0.13	<0.13	--	--	--	--	--	--
16.032	16.032-AA-031622	03/16/2022	Outdoor air	<0.099	<0.10	<0.10	<0.20	<0.099	<0.17	<0.14	<0.13	<0.13	--	--	--	--	--	--
16.032	16.032-AA-032522	03/25/2022	RESAMPLE Outdoor air	<0.099	<0.10	<0.10	<0.20	<0.099	<0.17	<0.14	<0.13	<0.13	--	--	--	--	--	--
16.032	16.032-01-031622	03/16/2022	Dining room air (1st Floor)	<0.099	<0.10	**0.18**	<0.20	<0.099	<0.17	<0.14	**0.74**	<0.13	--	--	--	--	--	--
16.032	16.032-11-031622	03/16/2022	Dining room air (1st Floor) (Replicate)	<0.099	<0.10	**0.18**	<0.20	<0.099	<0.17	<0.14	**0.78**	<0.13	--	--	--	--	--	--
16.032	16.032-01-032522	03/25/2022	RESAMPLE Dining room air (1st Floor)	<0.099	<0.10	**0.16**	<0.20	<0.099	**0.18**	<0.14	<0.13	<0.13	--	--	--	--	--	--
16.032	16.032-11-032522	03/25/2022	RESAMPLE Dining room air (1st Floor) (Replicate)	<0.099	<0.10	**0.18**	<0.20	<0.099	<0.17	<0.14	<0.13	<0.13	--	--	--	--	--	--
16.032	16.032-02-031622	03/16/2022	Bathroom air (1st Floor)	<0.099	<0.10	**0.18**	<0.20	<0.099	**0.18**	<0.14	**0.74**	<0.13	--	--	--	--	--	--
16.032	16.032-02-032522	03/25/2022	RESAMPLE Bathroom air (1st Floor)	<0.099	<0.10	**0.18**	<0.20	<0.099	<0.17	<0.14	<0.13	<0.13	--	--	--	--	--	--
16.032	16.032-03-031622	03/16/2022	Bedroom (master) air (1st Floor)	<0.099	<0.10	**0.22**	<0.20	<0.099	<0.17	<0.14	**6.7**	<0.13	--	--	--	--	--	--
16.032	16.032-03-032522	03/25/2022	RESAMPLE Bedroom (master) air (1st Floor)	<0.099	<0.10	**0.25**	<0.20	<0.099	<0.17	<0.14	<0.13	<0.13	--	--	--	--	--	--
16.032	16.032-04-032522	03/25/2022	RESAMPLE Bedroom air (1st Floor)	<0.099	<0.10	**0.18**	<0.20	<0.099	<0.17	<0.14	<0.13	<0.13	--	--	--	--	--	--
16.032	16.032-05-032522	03/25/2022	RESAMPLE Kitchen air (1st Floor)	<0.099	<0.10	**0.18**	<0.20	<0.099	<0.17	<0.14	<0.13	<0.13	--	--	--	--	--	--
16.032	PSG-16-11-5 [4]	02/07/2022	Perimeter soil gas-16-11 air	<4.0	<4.0	<4.0	<4.0 UJ	<4.0	<4.0 UJ	<4.0	<4.0	<4.0	--	<40	<40	<40	--	--
16.032	PSG-16-11-15 [4]	02/07/2022	Perimeter soil gas-16-11 air	<4.0	<4.0	<4.0	<4.0 UJ	<4.0	<4.0 UJ	<4.0	<4.0	<4.0	--	<40	<40	<40	--	--
16.032	PSG-16-12-5 [4]	02/07/2022	Perimeter soil gas-16-12 air	<4.0	<4.0	<4.0	<4.0 UJ	<4.0	<4.0 UJ	<4.0	<4.0	<4.0	--	<40	<40	<40	--	--
16.032	PSG-16-12-5 REP [4]	02/07/2022	Perimeter soil gas-16-12 air (Replicate)	<4.0	<4.0	<4.0	<4.0 UJ	<4.0	<4.0 UJ	<4.0	<4.0	<4.0	--	<40	<40	<40	--	--
16.032	PSG-16-12-15 [4]	02/07/2022	Perimeter soil gas-16-12 air	**12**	**10**	<4.0	<4.0 UJ	**16**	<4.0 UJ	<4.0	**46**	<4.0	--	<40	<40	<40	--	--
16.032	16.032-AA-110422	11/04/2022	RESAMPLE Outdoor air	<0.099	<0.10	<0.10	<0.20	<0.099	**0.27**	<0.14	<0.13	<0.13	--	--	--	--	--	--
16.032	16.032-01-110422	11/04/2022	RESAMPLE Dining room air (1st Floor)	<0.099	<0.10	**0.15**	<0.20	<0.099	**0.81**	<0.14	<0.13	<0.13	--	--	--	--	--	--
16.032	16.032-02-110422	11/04/2022	RESAMPLE Bathroom air (1st Floor)	<0.099 UJ	<0.10 UJ	**0.20 J**	<0.20 UJ	<0.099 UJ	<0.17 UJ	<0.14 UJ	**1.6 J**	<0.13 UJ	--	--	--	--	--	--
16.032	16.032-03-110422	11/04/2022	RESAMPLE Bedroom (master) air (1st Floor)	<0.099	<0.10	**0.22**	<0.20	<0.099	**0.57**	<0.14	<0.13	<0.13	--	--	--	--	--	--
16.032	PSG-16-11-5 [4]	10/06/2022	Parcel 16, perimeter soil gas-16-11	<100 UJ	<100 UJ	<20 UJ	<100 UJ	<100 UJ	<20 UJ	<100 UJ	<20 UJ	<10 UJ	--	--	--	--	--	<100
16.032	PSG-16-11-15 [4]	10/06/2022	Parcel 16, perimeter soil gas-16-11	<100	<100	<20	<100	<100	<20	<100	<20	<10	--	--	--	--	--	<100
16.034	16.034-AA-072721	07/27/2021	Outdoor air	<0.099	<0.10	<0.10	<0.099	<0.099	<0.17	<0.14	<0.13	<0.13	--	--	--	--	--	--

TABLE A-6

HISTORICAL RESIDENTIAL INDOOR AIR AND SOIL GAS SAMPLING RESULTS
Former Ford Aeronutronic Facility
Newport Beach, California

Building ID	Sample ID	Date [2]	Location Description	Volatile Organic Compounds [1] (µg/m³)									Leak Detection Compounds [1]					
				1,1-DCE	1,1-DCA	1,2-DCA	cis-1,2-DCE	trans-1,2-DCE	PCE	1,1,1-TCA	TCE	Vinyl Chloride	Helium (ppmv)	Heptane (µg/m³)	Hexane (µg/m³)	Pentane (µg/m³)	TFA (µg/m³)	DFA (µg/m³)
16.034	16.034-01-072721	07/27/2021	Living room air (1st Floor)	<0.099	<0.10	<0.10	<0.099	<0.099	<0.17	<0.14	<0.13	<0.13	--	--	--	--	--	--
16.034	16.034-02-072721	07/27/2021	Bathroom air (1st Floor)	<0.099	<0.10	<0.10	<0.099	<0.099	<0.17	<0.14	<0.13	<0.13	--	--	--	--	--	--
16.034	16.034-03-072721	07/27/2021	Bedroom (master) air (2nd Floor)	<0.099	<0.10	<0.10	<0.099	<0.099	<0.17	<0.14	<0.13	<0.13	--	--	--	--	--	--
16.034	PSG-16-11-5 [4]	09/07/2021	Perimeter soil gas-16-11 air	<8.0	<8.0	<8.0	<8.0	<8.0	<8.0 UJ	<8.0	<8.0	<8.0 UJ	--	<80	<80	<80	--	--
16.034	PSG-16-11-15 [4]	09/07/2021	Perimeter soil gas-16-11 air	<8.0	<8.0	<8.0	<8.0	<8.0	<8.0 UJ	<8.0	<8.0	<8.0 UJ	--	<80	<80	<80	--	--
16.034	PSG-16-12-5 [4]	09/07/2021	Perimeter soil gas-16-12 air	<8.0	<8.0	<8.0	<8.0	<8.0	<8.0 UJ	<8.0	<8.0	<8.0 UJ	--	<80	<80	<80	--	--
16.034	PSG-16-12-15 [4]	09/07/2021	Perimeter soil gas-16-12 air	**49 J+**	<8.0	**30 J+**	**3.0 J+**	**44 J+**	**7.0 J**	<8.0 UJ	**111 J+**	<8.0 UJ	--	<80	<80	<80	--	--
22.001	22.001-AA-110819	11/08/2019	Outdoor air	<0.099	<0.10	<0.10	<0.099	<0.099	**0.33**	<0.14	**0.17**	<0.13	--	--	--	--	--	--
22.001	22.001-01-110819	11/08/2019	Living room air (2nd Floor)	<0.099	<0.10	<0.10	<0.099	<0.099	<0.17	<0.14	<0.13	<0.13	--	--	--	--	--	--
22.001	22.001-11-110819	11/08/2019	Living room air (2nd Floor) (Duplicate)	<0.099	<0.10	<0.10	<0.099	<0.099	<0.17	<0.14	<0.13	<0.13	--	--	--	--	--	--
22.001	22.001-02-110819	11/08/2019	Bathroom air (2nd Floor)	<0.099	<0.10	<0.10	<0.099	<0.099	<0.17	<0.14	<0.13	<0.13	--	--	--	--	--	--
22.001	22.001-03-110819	11/08/2019	Bathroom air (1st Floor)	<0.099	<0.10	<0.10	<0.099	<0.099	<0.17	<0.14	<0.13	<0.13	--	--	--	--	--	--
22.001	22.001-04-110819	11/08/2019	Bedroom air (1st Floor)	<0.099	<0.10	<0.10	<0.099	<0.099	<0.17	<0.14	<0.13	<0.13	--	--	--	--	--	--
22.001	22.001-CS-110819	11/08/2019	Crawl space air	<0.099	<0.10	<0.10	<0.099	<0.099	<0.17	<0.14	<0.13	<0.13	--	--	--	--	--	--
22.001	22.001-SS-110819	11/08/2019	Garage sub-slab soil gas	<2.0	<2.0	<2.0	<2.0	<2.0	<3.4	<2.7	<2.7	<1.3	<250	--	--	--	--	--
22.001	22.001-AA-061121	06/11/2021	RESAMPLE Outdoor air	<0.099	<0.10	<0.10	<0.099	<0.099	<0.17	<0.14	<0.13	<0.13	--	--	--	--	--	--
22.001	22.001-01-061121	06/11/2021	RESAMPLE Living room air (2nd Floor)	<0.099	<0.10	<0.10	<0.099	<0.099	<0.17	<0.14	<0.13	<0.13	--	--	--	--	--	--
22.001	22.001-11-061121	06/11/2021	RESAMPLE Living room air (2nd Floor) (Replicate)	<0.099	<0.10	<0.10	<0.099	<0.099	<0.17	<0.14	<0.13	<0.13	--	--	--	--	--	--
22.001	22.001-02-061121	06/11/2021	RESAMPLE Bathroom air (2nd Floor)	<0.099	<0.10	<0.10	<0.099	<0.099	<0.17	<0.14	<0.13	<0.13	--	--	--	--	--	--
22.001	22.001-03-061121	06/11/2021	RESAMPLE Bathroom air (1st Floor)	<0.099	<0.10	<0.10	<0.099	<0.099	<0.17	<0.14	<0.13	<0.13	--	--	--	--	--	--
22.001	22.001-04-061121	06/11/2021	RESAMPLE Bedroom air (1st Floor)	<0.099	<0.10	<0.10	<0.099	<0.099	<0.17	<0.14	<0.13	<0.13	--	--	--	--	--	--
22.001	22.001-CS-061121	06/11/2021	RESAMPLE Crawl space air	<0.099	<0.10	<0.10	<0.099	<0.099	<0.17	<0.14	<0.13	<0.13	--	--	--	--	--	--
22.001	22.001-SS-061121	06/11/2021	RESAMPLE Garage sub-slab soil gas	<3.3	<3.4	<3.4	<3.3	<3.3	<5.7	<4.6	<4.5	<2.1	<250	--	--	--	--	--
22.002	22.002-AA-071119	07/11/2019	Outdoor air	<0.099	<0.10	<0.10	<0.099	<0.099	<0.17	<0.14	<0.13	<0.13	--	--	--	--	--	--
22.002	22.002-01-071119	07/11/2019	Living room air (2nd Floor)	<0.099	<0.10	**0.10**	<0.099	<0.099	<0.17	<0.14	<0.13	<0.13	--	--	--	--	--	--
22.002	22.002-02-071119	07/11/2019	Bathroom air (2nd Floor)	<0.099	<0.10	<0.10	<0.099	<0.099	<0.17	<0.14	<0.13	<0.13	--	--	--	--	--	--
22.002	22.002-03-071119	07/11/2019	Bedroom (master) air (1st Floor)	<0.099	<0.10	<0.10	<0.099	<0.099	<0.17	<0.14	<0.13	<0.13	--	--	--	--	--	--
22.002	22.002-04-071119	07/11/2019	Storage room air (1st Floor)	<0.099	<0.10	<0.10	<0.099	<0.099	<0.17	<0.14	<0.13	<0.13	--	--	--	--	--	--
22.002	22.002-CS-071119	07/11/2019	Crawl space air	<0.099	<0.10	<0.10	<0.099	<0.099	<0.17	<0.14	<0.13	<0.13	--	--	--	--	--	--
22.002	22.002-SS-071119	07/11/2019	Garage sub-slab soil gas	<2.0	<2.0	<2.0	<2.0	<2.0	<3.4	<2.7	<2.7	<1.3	<250	--	--	--	--	--
22.002	22.002-AA-021920	02/19/2020	RESAMPLE Outdoor air	<0.099	<0.10	<0.10	<0.099	<0.099	<0.17	<0.14	<0.13	<0.13	--	--	--	--	--	--
22.002	22.002-01-021920	02/19/2020	RESAMPLE Living room air (2nd Floor)	<0.099	<0.10	<0.10	<0.099	<0.099	<0.17	<0.14	<0.13	<0.13	--	--	--	--	--	--
22.002	22.002-02-021920	02/19/2020	RESAMPLE Bathroom air (2nd Floor)	<0.099	<0.10	<0.10	<0.099	<0.099	<0.17	<0.14	<0.13	<0.13	--	--	--	--	--	--
22.002	22.002-03-021920	02/19/2020	RESAMPLE Bedroom (master) air (1st Floor)	<0.099	<0.10	<0.10	<0.099	<0.099	<0.17	<0.14	<0.13	<0.13	--	--	--	--	--	--
22.002	22.002-04-021920	02/19/2020	RESAMPLE Storage room air (1st Floor)	<0.099	<0.10	<0.10	<0.099	<0.099	<0.17	<0.14	<0.13	<0.13	--	--	--	--	--	--
22.002	22.002-CS-021920	02/19/2020	RESAMPLE Crawl space air	<0.099	<0.10	<0.10	<0.099	<0.099	<0.17	<0.14	<0.13	<0.13	--	--	--	--	--	--
22.002	22.002-SS-021920	02/19/2020	RESAMPLE Garage sub-slab soil gas	<4.0	<4.0	<4.0	<4.0	<4.0	<6.8	<5.5	<5.4	<2.6	<250	--	--	--	--	--
22.002	22.002-SS-051022	05/10/2022	RESAMPLE Garage sub-slab soil gas	<2.0	<2.0	<2.0	<2.0	<2.0	<3.4	<2.7	<2.7	<1.3	<250	--	--	--	--	--
22.002	22.002-AA-081022	08/10/2022	RESAMPLE Outdoor air	<0.099	<0.10	<0.10	<0.20	<0.099	<0.17	<0.14	<0.13	<0.13	--	--	--	--	--	--
22.002	22.002-01-081022	08/10/2022	RESAMPLE Living room air (2nd Floor)	<0.099	<0.10	<0.10	<0.20	<0.099	<0.17	<0.14	<0.13	<0.13	--	--	--	--	--	--
22.002	22.002-02-081022	08/10/2022	RESAMPLE Bathroom air (2nd Floor)	<0.099	<0.10	<0.10	<0.20	<0.099	<0.17	<0.14	<0.13	<0.13	--	--	--	--	--	--
22.002	22.002-03-081022	08/10/2022	RESAMPLE Bedroom (master) air (1st Floor)	<0.099	<0.10	<0.10	<0.20	<0.099	<0.17	<0.14	**0.37**	<0.13	--	--	--	--	--	--
22.002	22.002-04-081022	08/10/2022	RESAMPLE Storage room air (1st Floor)	<0.099	<0.10	<0.10	<0.20	<0.099	<0.17	<0.14	<0.13	<0.13	--	--	--	--	--	--
22.002	22.002-CS-081022	08/10/2022	RESAMPLE Crawl space air	<0.099	<0.10	<0.10	<0.20	<0.099	<0.17	<0.14	<0.13	<0.13	--	--	--	--	--	--
22.002	22.002-SS-081022	08/10/2022	RESAMPLE Garage sub-slab soil gas	<2.0	<2.0	<2.0	**2.9**	<2.0	**3.9**	<2.7	**7.9**	<1.3	<250	--	--	--	--	--
22.006	22.006-AA-062619	06/26/2019	Outdoor air	<0.099	<0.10	<0.10	<0.099	<0.099	<0.17	<0.14	<0.13	<0.13	--	--	--	--	--	--
22.006	22.006-01-062619	06/26/2019	Living room air (2nd Floor)	**0.13**	<0.10	<0.10	<0.099	<0.099	<0.17	<0.14	**0.37**	<0.13	--	--	--	--	--	--
22.006	22.006-11-062619	06/26/2019	Living room air (2nd Floor) (Duplicate)	**0.12**	<0.10	<0.10	<0.099	<0.099	<0.17	<0.14	**0.37**	<0.13	--	--	--	--	--	--
22.006	22.006-02-062619	06/26/2019	Bathroom (guest) air (2nd Floor)	**0.13**	<0.10	<0.10	<0.099	<0.099	<0.17	<0.14	**0.39**	<0.13	--	--	--	--	--	--
22.006	22.006-03-062619	06/26/2019	Bedroom (master) air (1st Floor)	<0.099	<0.10	<0.10	<0.099	<0.099	<0.17	<0.14	**0.27**	<0.13	--	--	--	--	--	--
22.006	22.006-04-062619	06/26/2019	Wine room air (1st Floor)	**0.22**	<0.10	<0.10	<0.099	<0.099	<0.17	<0.14	**0.59**	<0.13	--	--	--	--	--	--
22.006	22.006-CS-062619	06/26/2019	Crawl space air	<0.099	<0.10	0.15 U	<0.099	<0.099	<0.17	<0.14	**0.23**	<0.13	--	--	--	--	--	--
22.006	22.006-SS-062619	06/26/2019	Garage sub-slab soil gas	<2.0	<2.0	<2.0	<2.0	<2.0	<3.4	<2.7	**21**	<1.3	<100	--	--	--	--	--
22.006	22.006-AA-080919	08/09/2019	RESAMPLE Outdoor air	<0.099	<0.10	<0.10	<0.099	<0.099	<0.17	<0.14	<0.13	<0.13	--	--	--	--	--	--
22.006	22.006-01-080919	08/09/2019	RESAMPLE Living room air (2nd Floor)	<0.099	<0.10	<0.10	<0.099	<0.099	<0.17	<0.14	<0.13	<0.13	--	--	--	--	--	--
22.006	22.006-11-080919	08/09/2019	RESAMPLE Living room air (2nd Floor) (Duplicate)	<0.099	<0.10	<0.10	<0.099	<0.099	<0.17	<0.14	<0.13	<0.13	--	--	--	--	--	--

TABLE A-6

HISTORICAL RESIDENTIAL INDOOR AIR AND SOIL GAS SAMPLING RESULTS
Former Ford Aeronutronic Facility
Newport Beach, California

Building ID	Sample ID	Date [2]	Location Description	Volatile Organic Compounds [1] (µg/m³)									Leak Detection Compounds [1]					
				1,1-DCE	1,1-DCA	1,2-DCA	cis-1,2-DCE	trans-1,2-DCE	PCE	1,1,1-TCA	TCE	Vinyl Chloride	Helium (ppmv)	Heptane (µg/m³)	Hexane (µg/m³)	Pentane (µg/m³)	TFA (µg/m³)	DFA (µg/m³)
22.006	22.006-02-080919	08/09/2019	RESAMPLE Bathroom (guest) air (2nd Floor)	<0.099	<0.10	<0.10	<0.099	<0.099	<0.17	<0.14	**0.13**	<0.13	--	--	--	--	--	--
22.006	22.006-03-080919	08/09/2019	RESAMPLE Bedroom (master) air (1st Floor)	<0.099	<0.10	<0.10	<0.099	<0.099	<0.17	<0.14	<0.13	<0.13	--	--	--	--	--	--
22.006	22.006-04-080919	08/09/2019	RESAMPLE Wine room air (1st Floor)	**0.18**	<0.10	<0.10	<0.099	<0.099	<0.17	<0.14	**0.65**	<0.13	--	--	--	--	--	--
22.006	22.006-CS-080919	08/09/2019	RESAMPLE Crawl space air	<0.099	<0.10	<0.10	<0.099	<0.099	<0.17	<0.14	**0.36**	<0.13	--	--	--	--	--	--
22.006	22.006-SS-080919	08/09/2019	RESAMPLE Garage sub-slab soil gas	<2.0	<2.0	<2.0	<2.0	<2.0	<3.4	<2.8	**24**	<1.3	<250	--	--	--	--	--
22.006	22.006-AA-020520	02/05/2020	RESAMPLE Outdoor air	<0.099	<0.10	<0.10	<0.099	<0.099	<0.17	<0.14	<0.13	<0.13	--	--	--	--	--	--
22.006	22.006-01-020520	02/05/2020	RESAMPLE Living room air (2nd Floor)	<0.099	<0.10	<0.10	<0.099	<0.099	<0.17	<0.14	**0.34**	<0.13	--	--	--	--	--	--
22.006	22.006-02-020520	02/05/2020	RESAMPLE Bathroom (guest) air (2nd Floor)	<0.099	<0.10	<0.10	<0.099	<0.099	<0.17	<0.14	**0.31**	<0.13	--	--	--	--	--	--
22.006	22.006-03-020520	02/05/2020	RESAMPLE Bedroom (master) air (1st Floor)	<0.099	<0.10	<0.10	<0.099	<0.099	<0.17	<0.14	**0.29**	<0.13	--	--	--	--	--	--
22.006	22.006-04-020520	02/05/2020	RESAMPLE Wine room air (1st Floor)	**0.11**	<0.10	<0.10	<0.099	<0.099	<0.17	<0.14	**0.34**	<0.13	--	--	--	--	--	--
22.006	22.006-CS-020520	02/05/2020	RESAMPLE Crawl space air	<0.099	<0.10	<0.10	<0.099	<0.099	<0.17	<0.14	<0.13	<0.13	--	--	--	--	--	--
22.006	22.006-SS-020520	02/05/2020	RESAMPLE Garage sub-slab soil gas	<2.0	<2.0	<2.0	<2.0	<2.0	<3.4	<2.7	**22**	<1.3	<250	--	--	--	--	--
22.006	22.006-AA-091521	09/15/2021	RESAMPLE Outdoor air	<0.099 UJ	<0.10 UJ	<0.10 UJ	<0.099 UJ	<0.099 UJ	<0.17 UJ	<0.14 UJ	<0.13 UJ	<0.13 UJ	--	--	--	--	--	--
22.006	22.006-01-091521	09/15/2021	RESAMPLE Living room air (2nd Floor)	<0.099	<0.10	<0.10	<0.099	**0.33**	**0.52**	<0.14	**0.28**	<0.13	--	--	--	--	--	--
22.006	22.006-02-091521	09/15/2021	RESAMPLE Bathroom (guest) air (2nd Floor)	<0.099	<0.10	<0.10	<0.099	**0.31**	<0.17	<0.14	**0.32**	<0.13	--	--	--	--	--	--
22.006	22.006-03-091521	09/15/2021	RESAMPLE Bedroom (master) air (1st Floor)	<0.099	<0.10	<0.10	<0.099	**0.27**	<0.17	<0.14	**0.17**	<0.13	--	--	--	--	--	--
22.006	22.006-04-091521	09/15/2021	RESAMPLE Wine room air (1st Floor)	<0.099	<0.10	<0.10	<0.099	**0.58**	<0.17	<0.14	**0.44**	<0.13	--	--	--	--	--	--
22.006	22.006-CS-091521	09/15/2021	RESAMPLE Crawl space air	<0.099	<0.10	<0.10	<0.099	**0.82**	<0.17	<0.14	**0.18**	<0.13	--	--	--	--	--	--
22.006	22.006-SS-091521	09/15/2021	RESAMPLE Garage sub-slab soil gas	<2.0	<2.0	<2.0	<2.0	<2.0	<3.4	<2.7	**16**	<1.3	**740**	--	--	--	--	--
22.007	22.007-AA-103019	10/30/2019	Outdoor air	<0.099	<0.10	<0.10	<0.099	<0.099	<0.17	<0.14	<0.13	<0.13	--	--	--	--	--	--
22.007	22.007-01-103019	10/30/2019	Living room air (2nd Floor)	**0.11**	<0.10	<0.10	<0.099	<0.099	<0.17	<0.14	**0.27**	<0.13	--	--	--	--	--	--
22.007	22.007-11-103019	10/30/2019	Living room air (2nd Floor) (Duplicate)	**0.10**	<0.10	<0.10	<0.099	<0.099	<0.17	<0.14	**0.25**	<0.13	--	--	--	--	--	--
22.007	22.007-02-103019	10/30/2019	Bathroom air (2nd Floor)	<0.099	<0.10	<0.10	<0.099	<0.099	<0.17	<0.14	**0.23**	<0.13	--	--	--	--	--	--
22.007	22.007-03-103019	10/30/2019	Storage room air (1st Floor)	**0.099**	<0.10	<0.10	<0.099	<0.099	<0.17	<0.14	**0.24**	<0.13	--	--	--	--	--	--
22.007	22.007-04-103019	10/30/2019	Bedroom (master) air (1st Floor)	<0.099	<0.10	<0.10	<0.099	<0.099	<0.17	<0.14	**0.24**	<0.13	--	--	--	--	--	--
22.007	22.007-CS-103019	10/30/2019	Crawl space air	<0.099	<0.10	<0.10	<0.099	<0.099	<0.17	<0.14	<0.13	<0.13	--	--	--	--	--	--
22.007	22.007-SS-103119	10/31/2019	Garage sub-slab soil gas	**15**	<4.7	<4.7	<4.6	<4.6	<7.8	<6.3	**34**	<2.9	**740**	--	--	--	--	--
22.007	22.007-AA-070921	07/09/2021	RESAMPLE Outdoor air	<0.099	<0.10	<0.10	<0.099	<0.099	<0.17	<0.14	<0.13	<0.13	--	--	--	--	--	--
22.007	22.007-01-070921	07/09/2021	RESAMPLE Living room air (2nd Floor)	**0.12**	<0.10	<0.10	<0.099	<0.099	<0.17	<0.14	**0.31**	<0.13	--	--	--	--	--	--
22.007	22.007-02-070921	07/09/2021	RESAMPLE Bathroom air (2nd Floor)	**0.13**	<0.10	<0.10	<0.099	<0.099	**0.19**	<0.14	**0.70**	<0.13	--	--	--	--	--	--
22.007	22.007-03-070921	07/09/2021	RESAMPLE Storage room air (1st Floor)	**0.17**	<0.10	<0.10	<0.099	<0.099	<0.17	<0.14	**0.33**	<0.13	--	--	--	--	--	--
22.007	22.007-04-070921	07/09/2021	RESAMPLE Bedroom (master) air (1st Floor)	**0.16**	<0.10	<0.10	<0.099	<0.099	<0.17	<0.14	**0.33**	<0.13	--	--	--	--	--	--
22.007	22.007-CS-070921	07/09/2021	RESAMPLE Crawl space air	<0.099	<0.10	<0.10	<0.099	<0.099	<0.17	<0.14	**0.19**	<0.13	--	--	--	--	--	--
22.007	22.007-SS-070921	07/09/2021	RESAMPLE Garage sub-slab soil gas	**11**	<2.0	<2.0	<2.0	<2.0	<3.4	<2.7	**60**	<1.3	**300**	--	--	--	--	--
22.007	22.007-AA-110321	11/03/2021	RESAMPLE Outdoor air	<0.099	<0.10	<0.10	<0.099	<0.099	<0.17	<0.14	<0.13	<0.13	--	--	--	--	--	--
22.007	22.007-01-110321	11/03/2021	RESAMPLE Living room air (2nd Floor)	<0.099	<0.10	<0.10	<0.099	<0.099	<0.17	<0.14	**0.25**	<0.13	--	--	--	--	--	--
22.007	22.007-02-110321	11/03/2021	RESAMPLE Bathroom air (2nd Floor)	<0.099	<0.10	<0.10	<0.099	<0.099	<0.17	<0.14	**0.21**	<0.13	--	--	--	--	--	--
22.007	22.007-03-110321	11/03/2021	RESAMPLE Storage room air (1st Floor)	<0.099	<0.10	<0.10	<0.099	<0.099	<0.17	<0.14	**0.23**	<0.13	--	--	--	--	--	--
22.007	22.007-04-110321	11/03/2021	RESAMPLE Bedroom (master) air (1st Floor)	<0.099	<0.10	<0.10	<0.099	<0.099	<0.17	<0.14	**0.21**	<0.13	--	--	--	--	--	--
22.007	22.007-CS-110321	11/03/2021	RESAMPLE Crawl space air	<0.099	<0.10	<0.10	<0.099	<0.099	<0.17	<0.14	**0.16**	<0.13	--	--	--	--	--	--
22.007	22.007-SS-110321	11/03/2021	RESAMPLE Garage sub-slab soil gas	**13**	<2.0	<2.0	<2.0	<2.0	<3.4	<2.7	**41**	<1.3	<250	--	--	--	--	--
22.007	22.007-AA-080522	08/05/2022	RESAMPLE Outdoor air	<0.099	<0.10	<0.10	<0.20	<0.099	<0.17	<0.14	<0.13	<0.13	--	--	--	--	--	--
22.007	22.007-01-080522	08/05/2022	RESAMPLE Living room air (2nd Floor)	<0.099	<0.10	<0.10	<0.20	<0.099	<0.17	<0.14	**0.25**	<0.13	--	--	--	--	--	--
22.007	22.007-02-080522	08/05/2022	RESAMPLE Bathroom air (2nd Floor)	<0.099	<0.10	<0.10	<0.20	<0.099	<0.17	<0.14	**0.23**	<0.13	--	--	--	--	--	--
22.007	22.007-03-080522	08/05/2022	RESAMPLE Storage room air (1st Floor)	**0.12**	<0.10	<0.10	<0.20	<0.099	<0.17	<0.14	**0.31**	<0.13	--	--	--	--	--	--
22.007	22.007-04-080522	08/05/2022	RESAMPLE Bedroom (master) air (1st Floor)	**0.099**	<0.10	<0.10	<0.20	<0.099	<0.17	<0.14	**0.25**	<0.13	--	--	--	--	--	--
22.007	22.007-CS-080522	08/05/2022	RESAMPLE Crawl space air	**0.11**	<0.10	<0.10	<0.20	<0.099	<0.17	<0.14	**0.29**	<0.13	--	--	--	--	--	--
22.007	22.007-SS-080522	08/05/2022	RESAMPLE Garage sub-slab soil gas	**12**	<2.0	<2.0	<2.0	<2.0	<3.4	<2.7	**46**	<1.3	<250	--	--	--	--	--
22.008	22.008-AA-070319	07/03/2019	Outdoor air	<0.099	<0.10	<0.10	<0.099	<0.099	<0.17	<0.14	<0.13	<0.13	--	--	--	--	--	--
22.008	22.008-01-070319	07/03/2019	Living room air (2nd Floor)	<0.099	<0.10	<0.10	<0.099	<0.099	**0.36**	<0.14	<0.13	<0.13	--	--	--	--	--	--
22.008	22.008-02-070319	07/03/2019	Bathroom air (2nd Floor)	<0.099	<0.10	<0.10	<0.099	<0.099	**0.20**	<0.14	<0.13	<0.13	--	--	--	--	--	--
22.008	22.008-03-070319	07/03/2019	Bedroom (master) air (1st Floor)	<0.099	<0.10	<0.10	<0.099	<0.099	<0.17	<0.14	<0.13	<0.13	--	--	--	--	--	--
22.008	22.008-04-070319	07/03/2019	Storage room air (1st Floor)	<0.099	<0.10	<0.10	<0.099	<0.099	<0.17	<0.14	<0.13	<0.13	--	--	--	--	--	--
22.008	22.008-CS-070319	07/03/2019	Crawl space air	<0.099	<0.10	0.11 U	<0.099	<0.099	<0.17	<0.14	<0.13	<0.13	--	--	--	--	--	--
22.008	22.008-SS-070319	07/03/2019	Garage sub-slab soil gas	**83**	<4.0	<4.0	**87**	<3.9	**2,500**	**10**	**430**	**8.3**	**323**	--	--	--	--	--
22.008	22.008-AA-021920	02/19/2020	RESAMPLE Outdoor air	<0.099	<0.10	<0.10	<0.099	<0.099	<0.17	<0.14	<0.13	<0.13	--	--	--	--	--	--

TABLE A-6

HISTORICAL RESIDENTIAL INDOOR AIR AND SOIL GAS SAMPLING RESULTS
Former Ford Aeronutronic Facility
Newport Beach, California

Building ID	Sample ID	Date [2]	Location Description	Volatile Organic Compounds [1] (µg/m³)									Leak Detection Compounds [1]					
				1,1-DCE	1,1-DCA	1,2-DCA	cis-1,2-DCE	trans-1,2-DCE	PCE	1,1,1-TCA	TCE	Vinyl Chloride	Helium (ppmv)	Heptane (µg/m³)	Hexane (µg/m³)	Pentane (µg/m³)	TFA (µg/m³)	DFA (µg/m³)
22.008	22.008-01-021920	02/19/2020	RESAMPLE Living room air (2nd Floor)	<0.099	<0.10	<0.10	<0.099	<0.099	**0.48**	<0.14	<0.13	<0.13	--	--	--	--	--	--
22.008	22.008-02-021920	02/19/2020	RESAMPLE Bathroom air (2nd Floor)	<0.099	<0.10	<0.10	<0.099	<0.099	**6.6**	<0.14	**0.36**	<0.13	--	--	--	--	--	--
22.008	22.008-03-021920	02/19/2020	RESAMPLE Bedroom (master) air (1st Floor)	<0.099	<0.10	<0.10	<0.099	<0.099	<0.17	<0.14	<0.13	<0.13	--	--	--	--	--	--
22.008	22.008-04-021920	02/19/2020	RESAMPLE Storage room air (1st Floor)	<0.099	<0.10	<0.10	<0.099	<0.099	<0.17	<0.14	<0.13	<0.13	--	--	--	--	--	--
22.008	22.008-CS-021920	02/19/2020	RESAMPLE Crawl space air	<0.099 UJ	<0.10 UJ	<0.10 UJ	<0.099 UJ	<0.099 UJ	<0.17 UJ	<0.14 UJ	<0.13 UJ	<0.13 UJ	--	--	--	--	--	--
22.008	22.008-SS-021920	02/19/2020	RESAMPLE Garage sub-slab soil gas	<2.0	<2.0	<2.0	<2.0	<2.0	<3.4	<2.7	<2.7	<1.3	<250	--	--	--	--	--
22.008	22.008-AA-052621	05/26/2021	RESAMPLE Outdoor air	<0.099	<0.10	<0.10	<0.099	<0.099	<0.17	<0.14	<0.13	<0.13	--	--	--	--	--	--
22.008	22.008-01-052621	05/26/2021	RESAMPLE Living room air (2nd Floor)	<0.099	<0.10	<0.10	<0.099	<0.099	**0.71**	<0.14	**0.48**	<0.13	--	--	--	--	--	--
22.008	22.008-02-052621	05/26/2021	RESAMPLE Bathroom air (2nd Floor)	<0.099	<0.10	<0.10	<0.099	<0.099	**0.48**	<0.14	<0.13	<0.13	--	--	--	--	--	--
22.008	22.008-03-052621	05/26/2021	RESAMPLE Bedroom (master) air (1st Floor)	<0.099	<0.10	<0.10	<0.099	<0.099	<0.17	<0.14	<0.13	<0.13	--	--	--	--	--	--
22.008	22.008-04-052621	05/26/2021	RESAMPLE Storage room air (1st Floor)	<0.099	<0.10	<0.10	<0.099	<0.099	<0.17	<0.14	<0.13	<0.13	--	--	--	--	--	--
22.008	22.008-CS-052621	05/26/2021	RESAMPLE Crawl space air	<0.099	<0.10	<0.10	<0.099	<0.099	<0.17	<0.14	<0.13	<0.13	--	--	--	--	--	--
22.008	22.008-SS-052621	05/26/2021	RESAMPLE Garage sub-slab soil gas	<2.0	<2.0	<2.0	<2.0	<2.0	<3.4	<2.7	<2.7	<1.3	**290**	--	--	--	--	--
22.008	22.008-AA-062222	06/22/2022	RESAMPLE Outdoor air	<0.099	<0.10	<0.10	<0.20	<0.099	<0.17	<0.14	<0.13	<0.13	--	--	--	--	--	--
22.008	22.008-01-062222	06/22/2022	RESAMPLE Living room air (2nd Floor)	<0.099	<0.10	**0.12**	<0.20	<0.099	**0.39**	<0.14	<0.13	<0.13	--	--	--	--	--	--
22.008	22.008-02-062222	06/22/2022	RESAMPLE Bathroom air (2nd Floor)	<0.099	<0.10	<0.10	<0.20	<0.099	**0.40**	<0.14	<0.13	<0.13	--	--	--	--	--	--
22.008	22.008-03-062222	06/22/2022	RESAMPLE Bedroom (master) air (1st Floor)	<0.099	<0.10	<0.10	<0.20	<0.099	<0.17	<0.14	<0.13	<0.13	--	--	--	--	--	--
22.008	22.008-04-062222	06/22/2022	RESAMPLE Storage room air (1st Floor)	<0.099	<0.10	<0.10	<0.20	<0.099	<0.17	<0.14	<0.13	<0.13	--	--	--	--	--	--
22.008	22.008-CS-062222	06/22/2022	RESAMPLE Crawl space air	<0.099	<0.10	<0.10	<0.20	<0.099	<0.17	<0.14	<0.13	<0.13	--	--	--	--	--	--
22.008	22.008-SS-062222	06/22/2022	RESAMPLE Garage sub-slab soil gas	<2.0	<2.0	<2.0	<2.0	<2.0	**48**	<2.7	**9.0**	<1.3	**480**	--	--	--	--	--
22.010	22.010-AA-010820	01/08/2020	Outdoor air	<0.099	<0.10	<0.10	<0.099	<0.099	<0.17	<0.14	<0.13	<0.13	--	--	--	--	--	--
22.010	22.010-01-010820	01/08/2020	Family room air (2nd Floor)	<0.099	<0.10	**0.67**	<0.099	<0.099	**0.23**	**0.32**	<0.13	<0.13	--	--	--	--	--	--
22.010	22.010-11-010820	01/08/2020	Family room air (2nd Floor) (Duplicate)	<0.099	<0.10	**0.67**	<0.099	<0.099	<0.17	**0.31**	<0.13	<0.13	--	--	--	--	--	--
22.010	22.010-02-010820	01/08/2020	Bathroom air (2nd Floor)	<0.099	<0.10	**1.1**	<0.099	<0.099	<0.17	**0.28**	<0.13	<0.13	--	--	--	--	--	--
22.010	22.010-03-010820	01/08/2020	Bedroom (master) air (2nd Floor)	<0.099	<0.10	**0.66**	<0.099	<0.099	<0.17	**0.33**	<0.13	<0.13	--	--	--	--	--	--
22.010	22.010-SS-010820	01/08/2020	Garage sub-slab soil gas	<2.0 R	<2.0 R	<2.0 R	<2.0 R	<2.0 R	**5.2 R**	<2.7 R	<2.7 R	<1.3 R	**290,000**	--	--	--	--	--
22.010	22.010-AA-061621	06/16/2021	RESAMPLE Outdoor air	<0.099	<0.10	<0.10	<0.099	<0.099	<0.17	<0.14	<0.13	<0.13	--	--	--	--	--	--
22.010	22.010-01-061621	06/16/2021	RESAMPLE Family room air (2nd Floor)	<0.099	<0.10	**1.1**	<0.099	<0.099	<0.17	**0.29**	<0.13	<0.13	--	--	--	--	--	--
22.010	22.010-02-061621	06/16/2021	RESAMPLE Bathroom air (2nd Floor)	<0.099	<0.10	**4.7**	<0.099	<0.099	<0.17	**0.26**	<0.13	<0.13	--	--	--	--	--	--
22.010	22.010-03-061621	06/16/2021	RESAMPLE Bedroom (master) air (2nd Floor)	<0.099	<0.10	**1.0**	<0.099	<0.099	<0.17	**0.25**	<0.13	<0.13	--	--	--	--	--	--
22.010	22.010-SS-061621	06/16/2021	RESAMPLE Garage sub-slab soil gas	<2.4	<2.4	<2.4	<2.4	<2.4	**5.4**	<3.3	<3.2	<1.5	<250	--	--	--	--	--
22.011	22.011-AA-060421	06/04/2021	Outdoor air	<0.099	<0.10	<0.10	<0.099	<0.099	<0.17	<0.14	<0.13	<0.13	--	--	--	--	--	--
22.011	22.011-01-060421	06/04/2021	Living room air (2nd Floor)	<0.099	<0.10	**0.13**	<0.099	<0.099	<0.17	**0.18**	<0.13	<0.13	--	--	--	--	--	--
22.011	22.011-02-060421	06/04/2021	Bathroom air (2nd Floor)	<0.099	<0.10	**0.12**	<0.099	<0.099	<0.17	**0.21**	<0.13	<0.13	--	--	--	--	--	--
22.011	22.011-03-060421	06/04/2021	Bedroom (office) air (1st Floor)	<0.099	<0.10	**0.16**	<0.099	<0.099	<0.17	<0.14	<0.13	<0.13	--	--	--	--	--	--
22.011	22.011-04-060421	06/04/2021	Bedroom air (1st Floor)	<0.099	<0.10	**0.13**	<0.099	<0.099	<0.17	<0.14	<0.13	<0.13	--	--	--	--	--	--
22.011	22.011-CS-060421	06/04/2021	Crawl space air	<0.099	<0.10	<0.10	<0.099	<0.099	<0.17	<0.14	<0.13	<0.13	--	--	--	--	--	--
22.011	22.011-SS-060421	06/04/2021	Garage sub-slab soil gas	<2.0	<2.1	<2.1	<2.0	<2.0	<3.4	<2.8	**16 J**	<1.3	<250	--	--	--	--	--
22.011	22.011-SS1-060421	06/04/2021	Garage sub-slab soil gas (Duplicate)	<2.1	<2.1	<2.1	<2.1	<2.1	<3.5	<2.8	**9.7 J**	<1.3	<250	--	--	--	--	--
22.011	22.011-AA-021122	02/11/2022	RESAMPLE Outdoor air	<0.099	<0.10	<0.10	<0.099	<0.099	<0.17	<0.14	<0.13	<0.13	--	--	--	--	--	--
22.011	22.011-01-021122	02/11/2022	RESAMPLE Living room air (2nd Floor)	<0.099	<0.10	<0.10	<0.099	<0.099	<0.17	**0.17**	<0.13	<0.13	--	--	--	--	--	--
22.011	22.011-02-021122	02/11/2022	RESAMPLE Bathroom air (2nd Floor)	<0.099	<0.10	**0.12**	<0.099	<0.099	<0.17	**0.18**	<0.13	<0.13	--	--	--	--	--	--
22.011	22.011-03-021122	02/11/2022	RESAMPLE Bedroom (office) air (1st Floor)	<0.099	<0.10	**0.11**	<0.099	<0.099	<0.17	<0.14	<0.13	<0.13	--	--	--	--	--	--
22.011	22.011-04-021122	02/11/2022	RESAMPLE Bedroom air (1st Floor)	<0.099	<0.10	**0.10**	<0.099	<0.099	<0.17	<0.14	<0.13	<0.13	--	--	--	--	--	--
22.011	22.011-CS-021122	02/11/2022	RESAMPLE Crawl space air	<0.099	<0.10	<0.10	<0.099	<0.099	<0.17	<0.14	<0.13	<0.13	--	--	--	--	--	--
22.011	22.011-SS-021122	02/11/2022	RESAMPLE Garage sub-slab soil gas	<2.0	<2.0	<2.0	<2.0	<2.0	<3.4	<2.7	**4.4**	<1.3	<250	--	--	--	--	--
22.012	22.012-AA-071719	07/17/2019	Outdoor air	<0.099	<0.10	<0.10	<0.099	<0.099	<0.17	<0.14	<0.13	<0.13	--	--	--	--	--	--
22.012	22.012-01-071719	07/17/2019	Bedroom (master) air (2nd Floor)	<0.099	<0.10	<0.10	<0.099	<0.099	<0.17	<0.14	<0.13	<0.13	--	--	--	--	--	--
22.012	22.012-11-071719	07/17/2019	Bedroom (master) air (2nd Floor) (Duplicate)	<0.099	<0.10	<0.10	<0.099	<0.099	<0.17	<0.14	<0.13	<0.13	--	--	--	--	--	--
22.012	22.012-02-071719	07/17/2019	Living room air (2nd Floor)	<0.099	<0.10	<0.10	<0.099	<0.099	<0.17	<0.14	<0.13	<0.13	--	--	--	--	--	--
22.012	22.012-03-071719	07/17/2019	Bathroom air (1st Floor)	<0.099	<0.10	<0.10	<0.099	<0.099	<0.17	<0.14	<0.13	<0.13	--	--	--	--	--	--
22.012	22.012-04-071719	07/17/2019	Bedroom air (1st Floor)	<0.099	<0.10	<0.10	<0.099	<0.099	<0.17	**0.18**	<0.13	<0.13	--	--	--	--	--	--
22.012	22.012-CS-071719	07/17/2019	Crawl space air	<0.099	<0.10	<0.10	<0.099	<0.099	<0.17	<0.14	<0.13	<0.13	--	--	--	--	--	--
22.012	22.012-SS-071719	07/17/2019	Garage sub-slab soil gas	<2.0	<2.0	<2.0	<2.0	<2.0	<3.4	<2.7	**4.2**	<1.3	**530**	--	--	--	--	--
22.012	22.012-AA-022120	02/21/2020	RESAMPLE Outdoor air	<0.099	<0.10	<0.10	<0.099	<0.099	<0.17	<0.14	<0.13	<0.13	--	--	--	--	--	--
22.012	22.012-01-022120	02/21/2020	RESAMPLE Bedroom (master) air (2nd Floor)	<0.099	<0.10	**0.16**	<0.099	<0.099	<0.17	**0.16**	<0.13	<0.13	--	--	--	--	--	--

TABLE A-6

HISTORICAL RESIDENTIAL INDOOR AIR AND SOIL GAS SAMPLING RESULTS
Former Ford Aeronutronic Facility
Newport Beach, California

Building ID	Sample ID	Date [2]	Location Description	Volatile Organic Compounds [1] (µg/m³)									Leak Detection Compounds [1]					
				1,1-DCE	1,1-DCA	1,2-DCA	cis-1,2-DCE	trans-1,2-DCE	PCE	1,1,1-TCA	TCE	Vinyl Chloride	Helium (ppmv)	Heptane (µg/m³)	Hexane (µg/m³)	Pentane (µg/m³)	TFA (µg/m³)	DFA (µg/m³)
22.012	22.012-02-022120	02/21/2020	RESAMPLE Living room air (2nd Floor)	<0.099	<0.10	**0.10**	<0.099	<0.099	**0.18**	**0.20**	<0.13	<0.13	--	--	--	--	--	--
22.012	22.012-03-022120	02/21/2020	RESAMPLE Bathroom air (1st Floor)	<0.099	<0.10	<0.10	<0.099	<0.099	<0.17	**0.26**	<0.13	<0.13	--	--	--	--	--	--
22.012	22.012-04-022120	02/21/2020	RESAMPLE Bedroom air (1st Floor)	<0.099	<0.10	<0.10	<0.099	<0.099	<0.17	**0.33**	<0.13	<0.13	--	--	--	--	--	--
22.012	22.012-CS-022120	02/21/2020	RESAMPLE Crawl space air	<0.099	<0.10	<0.10	<0.099	<0.099	<0.17	<0.14	<0.13	<0.13	--	--	--	--	--	--
22.012	22.012-SS-022120	02/21/2020	RESAMPLE Garage sub-slab soil gas	**2.2**	<2.0	<2.0	<2.0	<2.0	<3.4	<2.7	**5.0**	<1.3	<250	--	--	--	--	--
22.013	22.013-AA-030321	03/03/2021	Outdoor air	<0.099	<0.10	<0.10	<0.099	<0.099	<0.17	<0.14	<0.13	<0.13	--	--	--	--	--	--
22.013	22.013-01-030321	03/03/2021	Living room air (2nd Floor)	<0.099	<0.10	<0.10	<0.099	<0.099	<0.17	<0.14	**0.16**	<0.13	--	--	--	--	--	--
22.013	22.013-02-030321	03/03/2021	Bathroom air (2nd Floor)	<0.099	<0.10	<0.10	<0.099	<0.099	**0.19**	<0.14	<0.13	<0.13	--	--	--	--	--	--
22.013	22.013-03-030321	03/03/2021	Bedroom (master) air (1st Floor)	<0.099	<0.10	<0.10	<0.099	<0.099	<0.17	<0.14	**0.23**	<0.13	--	--	--	--	--	--
22.013	22.013-04-030321	03/03/2021	Bathroom (master) air (1st Floor)	<0.099	<0.10	<0.10	<0.099	<0.099	<0.17	<0.14	**0.19**	<0.13	--	--	--	--	--	--
22.013	22.013-CS-030321	03/03/2021	Crawl space air	<0.099 UJ	<0.10 UJ	<0.10 UJ	<0.099 UJ	<0.099 UJ	<0.17 UJ	<0.14 UJ	<0.13 UJ	<0.13 UJ	--	--	--	--	--	--
22.013	22.013-SS-030321	03/03/2021	Garage sub-slab soil gas	<2.0	<2.0	<2.0	<2.0	<2.0	<3.4	<2.7	**2.9**	<1.3	**1,700**	--	--	--	--	--
22.013	22.013-AA-102021	10/20/2021	RESAMPLE Outdoor air	<0.099	<0.10	<0.10	<0.099	<0.099	<0.17	<0.14	<0.13	<0.13	--	--	--	--	--	--
22.013	22.013-01-102021	10/20/2021	RESAMPLE Living room air (2nd Floor)	<0.099	<0.10	<0.10	<0.099	<0.099	<0.17	<0.14	**0.20**	<0.13	--	--	--	--	--	--
22.013	22.013-02-102021	10/20/2021	RESAMPLE Bathroom air (2nd Floor)	<0.099	<0.10	<0.10	<0.099	<0.099	<0.17	<0.14	**0.19**	<0.13	--	--	--	--	--	--
22.013	22.013-03-102021	10/20/2021	RESAMPLE Bedroom (master) air (1st Floor)	<0.099	<0.10	<0.10	<0.099	<0.099	<0.17	<0.14	**0.20**	<0.13	--	--	--	--	--	--
22.013	22.013-04-102021	10/20/2021	RESAMPLE Bathroom (master) air (1st Floor)	<0.099	<0.10	<0.10	<0.099	<0.099	<0.17	<0.14	**0.17**	<0.13	--	--	--	--	--	--
22.013	22.013-CS-102021	10/20/2021	RESAMPLE Crawl space air	<0.099	<0.10	<0.10	<0.099	<0.099	<0.17	<0.14	**0.44**	<0.13	--	--	--	--	--	--
22.013	22.013-SS-102021	10/20/2021	RESAMPLE Garage sub-slab soil gas	<2.0	<2.0	<2.0	<2.0	<2.0	<3.4	<2.7	<2.7	<1.3	<250	--	--	--	--	--
22.014	22.014-AA-082219	08/22/2019	Outdoor air	<0.099	<0.10	<0.10	<0.099	<0.099	<0.17	<0.14	<0.13	<0.13	--	--	--	--	--	--
22.014	22.014-01-082219	08/22/2019	Living room air (2nd Floor)	<0.099	<0.10	**0.22**	<0.099	<0.099	<0.17	<0.14	<0.13	<0.13	--	--	--	--	--	--
22.014	22.014-11-082219	08/22/2019	Living room air (2nd Floor) (Duplicate)	<0.099	<0.10	**0.19**	<0.099	<0.099	<0.17	<0.14	<0.13	<0.13	--	--	--	--	--	--
22.014	22.014-02-082219	08/22/2019	Bathroom air (2nd Floor)	<0.099	<0.10	**0.46**	<0.099	<0.099	<0.17	<0.14	<0.13	<0.13	--	--	--	--	--	--
22.014	22.014-03-082219	08/22/2019	Bedroom (master) air (1st Floor)	<0.099	<0.10	<0.10	<0.099	<0.099	<0.17	<0.14	<0.13	<0.13	--	--	--	--	--	--
22.014	22.014-04-082219	08/22/2019	Bathroom (master) air (1st Floor)	<0.099	<0.10	**0.21**	<0.099	<0.099	<0.17	<0.14	<0.13	<0.13	--	--	--	--	--	--
22.014	22.014-CS-082219	08/22/2019	Crawl space air	<0.099 UJ	<0.10 UJ	<0.10 UJ	<0.099 UJ	<0.099 UJ	<0.17 UJ	<0.14 UJ	<0.13 UJ	<0.13 UJ	--	--	--	--	--	--
22.014	22.014-SS-082219	08/22/2019	Garage sub-slab soil gas	<2.0	<2.0	<2.0	<2.0	<2.0	<3.4	<2.7	<2.7	<1.3	**260**	--	--	--	--	--
22.014	22.014-AA-030620	03/06/2020	RESAMPLE Outdoor air	<0.099	<0.10	<0.10	<0.099	<0.099	<0.17	<0.14	<0.13	<0.13	--	--	--	--	--	--
22.014	22.014-01-030620	03/06/2020	RESAMPLE Living room air (2nd Floor)	<0.099	<0.10	**0.13**	<0.099	<0.099	<0.17	<0.14	<0.13	<0.13	--	--	--	--	--	--
22.014	22.014-02-030620	03/06/2020	RESAMPLE Bathroom air (2nd Floor)	<0.099	<0.10	**0.20**	<0.099	<0.099	<0.17	<0.14	<0.13	<0.13	--	--	--	--	--	--
22.014	22.014-03-030620	03/06/2020	RESAMPLE Bedroom (master) air (1st Floor)	<0.099	<0.10	<0.10	<0.099	<0.099	<0.17	<0.14	<0.13	<0.13	--	--	--	--	--	--
22.014	22.014-04-030620	03/06/2020	RESAMPLE Bathroom (master) air (1st Floor)	<0.099	<0.10	<0.10	<0.099	<0.099	<0.17	<0.14	<0.13	<0.13	--	--	--	--	--	--
22.014	22.014-CS-030620	03/06/2020	RESAMPLE Crawl space air	<0.099	<0.10	<0.10	<0.099	<0.099	<0.17	<0.14	<0.13	<0.13	--	--	--	--	--	--
22.014	22.014-SS-030620	03/06/2020	RESAMPLE Garage sub-slab soil gas	<2.1	<2.2	<2.2	<2.1	<2.1	<3.6 UJ	<2.9	<2.9	<1.4	**590**	--	--	--	--	--
22.014	22.014-SS1-030620	03/06/2020	RESAMPLE Garage sub-slab soil gas (Duplicate)	<3.4	<3.5	<3.5	<3.4	<3.4	**50 J**	<4.7	<4.6	<2.2	<250	--	--	--	--	--
22.014	22.014-SS-062222	06/22/2022	RESAMPLE Garage sub-slab soil gas	<2.0	<2.0	<2.0	<2.0	<2.0	<3.4	<2.7	**8.5**	<1.3	<250	--	--	--	--	--
22.015	22.015-AA-100919	10/09/2019	Outdoor air	<0.099	<0.10	<0.10	<0.099	<0.099	<0.17	<0.14	<0.13	<0.13	--	--	--	--	--	--
22.015	22.015-01-100919	10/09/2019	Family room air (2nd Floor)	<0.099	<0.10	**0.18**	<0.099	<0.099	<0.17	<0.14	<0.13	<0.13	--	--	--	--	--	--
22.015	22.015-02-100919	10/09/2019	Bathroom air (2nd Floor)	<0.099	<0.10	**0.20**	<0.099	<0.099	<0.17	<0.14	<0.13	<0.13	--	--	--	--	--	--
22.015	22.015-03-100919	10/09/2019	Storage air (1st Floor)	<0.099	<0.10	<0.10	<0.099	<0.099	<0.17	<0.14	**0.32**	<0.13	--	--	--	--	--	--
22.015	22.015-04-100919	10/09/2019	Bathroom (master) air (1st Floor)	<0.099	<0.10	**0.10**	<0.099	<0.099	<0.17	<0.14	**0.20**	<0.13	--	--	--	--	--	--
22.015	22.015-CS-100919	10/09/2019	Crawl space air	<0.099 UJ	<0.10 UJ	<0.10 UJ	<0.099 UJ	<0.099 UJ	<0.17 UJ	<0.14 UJ	<0.13 UJ	<0.13 UJ	--	--	--	--	--	--
22.015	22.015-SS-101019	10/10/2019	Garage sub-slab soil gas	<4.5	<4.6	<4.6	<4.5	<4.5	<7.6	<6.1	**8.3**	<2.9	<250	--	--	--	--	--
22.015	22.015-AA-043021	04/30/2021	RESAMPLE Outdoor air	<0.099	<0.10	<0.10	<0.099	<0.099	<0.17	<0.14	<0.13	<0.13	--	--	--	--	--	--
22.015	22.015-01-043021	04/30/2021	RESAMPLE Family room air (2nd Floor)	<0.099	<0.10	**0.43**	<0.099	<0.099	<0.17	<0.14	<0.13	<0.13	--	--	--	--	--	--
22.015	22.015-02-043021	04/30/2021	RESAMPLE Bathroom air (2nd Floor)	<0.099	<0.10	**0.43**	<0.099	<0.099	<0.17	<0.14	<0.13	<0.13	--	--	--	--	--	--
22.015	22.015-03-043021	04/30/2021	RESAMPLE Storage room air (1st Floor)	<0.099	<0.10	**0.64**	<0.099	<0.099	<0.17	<0.14	<0.13	<0.13	--	--	--	--	--	--
22.015	22.015-04-043021	04/30/2021	RESAMPLE Bathroom (master) air (1st Floor)	<0.099	<0.10	**0.18**	<0.099	<0.099	<0.17	<0.14	<0.13	<0.13	--	--	--	--	--	--
22.015	22.015-CS-043021	04/30/2021	RESAMPLE Crawl space air	<0.099	<0.10	<0.10	<0.099	<0.099	<0.17	<0.14	**0.51**	<0.13	--	--	--	--	--	--
22.015	22.015-SS-043021	04/30/2021	RESAMPLE Garage sub-slab soil gas	<2.0	<2.0	<2.0	<2.0	<2.0	<3.4	<2.7	<2.7	<1.3	<250	--	--	--	--	--
22.015	22.015-AA-072721	07/21/2021	RESAMPLE Outdoor air	<0.099	<0.10	<0.10	<0.099	<0.099	<0.17	<0.14	**0.18**	<0.13	--	--	--	--	--	--
22.015	22.015-01-072721	07/27/2021	RESAMPLE Family room air (2nd Floor)	<0.099	<0.10	**0.26**	<0.099	<0.099	<0.17	<0.14	<0.13	<0.13	--	--	--	--	--	--
22.015	22.015-02-072721	07/27/2021	RESAMPLE Bathroom air (2nd Floor)	<0.099	<0.10	**0.18**	<0.099	<0.099	<0.17	<0.14	<0.13	<0.13	--	--	--	--	--	--
22.015	22.015-03-072721 [7]	07/27/2021	RESAMPLE Storage room air (1st Floor)	<0.25	<0.26	**0.36**	<0.25	<0.25	<0.43	<0.35	<0.34	<0.32	--	--	--	--	--	--
22.015	22.015-04-072721	07/27/2021	RESAMPLE Bathroom (master) air (1st Floor)	<0.099	<0.10	**0.16**	<0.099	<0.099	<0.17	<0.14	<0.13	<0.13	--	--	--	--	--	--
22.015	22.015-CS-072721	07/27/2021	RESAMPLE Crawl space air	<0.099	<0.10	<0.10	<0.099	<0.099	<0.17	<0.14	<0.13	<0.13	--	--	--	--	--	--

TABLE A-6

HISTORICAL RESIDENTIAL INDOOR AIR AND SOIL GAS SAMPLING RESULTS
Former Ford Aeronutronic Facility
Newport Beach, California

Building ID	Sample ID	Date [2]	Location Description	Volatile Organic Compounds [1] (µg/m³)									Leak Detection Compounds [1]					
				1,1-DCE	1,1-DCA	1,2-DCA	cis-1,2-DCE	trans-1,2-DCE	PCE	1,1,1-TCA	TCE	Vinyl Chloride	Helium (ppmv)	Heptane (µg/m³)	Hexane (µg/m³)	Pentane (µg/m³)	TFA (µg/m³)	DFA (µg/m³)
22.015	22.015-SS-072721	07/27/2021	RESAMPLE Garage sub-slab soil gas	<3.0	<3.0	<3.0	<3.0	<3.0	<5.1	<4.1	<4.0	<1.9	<250	--	--	--	--	--
22.016	22.016-AA-062619	06/26/2019	Outdoor air	<0.099	<0.10	<0.10	<0.099	<0.099	<0.17	<0.14	<0.13	<0.13	--	--	--	--	--	--
22.016	22.016-01-062619	06/26/2019	Living room air (2nd Floor)	<0.099	<0.10	**0.25**	<0.099	<0.099	<0.17	<0.14	**0.22**	<0.13	--	--	--	--	--	--
22.016	22.016-02-062619	06/26/2019	Bathroom air (2nd Floor)	<0.099	<0.10	**0.27**	<0.099	<0.099	<0.17	<0.14	**0.24**	<0.13	--	--	--	--	--	--
22.016	22.016-03-062619	06/26/2019	Bedroom (master) air (1st Floor)	<0.099	<0.10	**0.51**	<0.099	<0.099	**0.46**	<0.14	**0.46**	<0.13	--	--	--	--	--	--
22.016	22.016-04-062619	06/26/2019	Bathroom (master) air (1st Floor)	<0.099	<0.10	**0.39**	<0.099	<0.099	**0.36**	<0.14	**0.47**	<0.13	--	--	--	--	--	--
22.016	22.016-CS-062619	06/26/2019	Crawl space air	<0.099	<0.10	0.14 U	<0.099	<0.099	<0.17	<0.14	<0.13	<0.13	--	--	--	--	--	--
22.016	22.016-SS-062619	06/26/2019	Garage sub-slab soil gas	<2.0	<2.0	<2.0	<2.0	<2.0	<3.4	<2.7	<2.7	<1.3	<100	--	--	--	--	--
22.016	22.016-AA-012920	01/29/2020	RESAMPLE Outdoor air	<0.099	<0.10	<0.10	<0.099	<0.099	<0.17	<0.14	<0.13	<0.13	--	--	--	--	--	--
22.016	22.016-01-012920	01/29/2020	RESAMPLE Living room air (2nd Floor)	<0.099	<0.10	**0.19**	<0.099	<0.099	**0.35 J**	<0.14	**0.40 J**	<0.13	--	--	--	--	--	--
22.016	22.016-11-012920	01/29/2020	RESAMPLE Living room air (2nd Floor) (Duplicate)	<0.099	<0.10	**0.12**	<0.099	<0.099	<0.17 UJ	<0.14	<0.13 UJ	<0.13	--	--	--	--	--	--
22.016	22.016-02-012920	01/29/2020	RESAMPLE Bathroom air (2nd Floor)	<0.099	<0.10	**0.19**	<0.099	<0.099	<0.17	<0.14	**0.18**	<0.13	--	--	--	--	--	--
22.016	22.016-03-012920	01/29/2020	RESAMPLE Bedroom (master) air (1st Floor)	<0.099	<0.10	**0.27**	<0.099	<0.099	<0.17	<0.14	**0.26**	<0.13	--	--	--	--	--	--
22.016	22.016-04-012920	01/29/2020	RESAMPLE Bathroom (master) air (1st Floor)	<0.099	<0.10	**0.24**	<0.099	<0.099	**0.22**	<0.14	**0.34**	<0.13	--	--	--	--	--	--
22.016	22.016-CS-012920	01/29/2020	RESAMPLE Crawl space air	<0.099	<0.10	**0.11**	<0.099	<0.099	<0.17	<0.14	<0.13	<0.13	--	--	--	--	--	--
22.016	22.016-SS-012920	01/29/2020	RESAMPLE Garage sub-slab soil gas	<2.0 R	<2.0 R	<2.0 R	<2.0 R	<2.0 R	<3.4 R	<2.7 R	<2.7 R	<1.3 R	**97,000**	--	--	--	--	--
22.016	22.016-AA-081121	08/11/2021	RESAMPLE Outdoor air	<0.099	<0.10	<0.10	<0.099	<0.099	<0.17	<0.14	**0.13**	<0.13	--	--	--	--	--	--
22.016	22.016-01-081121	08/11/2021	RESAMPLE Living room air (2nd Floor)	<0.099	<0.10	**0.18**	<0.099	<0.099	<0.17	<0.14	<0.13	<0.13	--	--	--	--	--	--
22.016	22.016-11-081121	08/11/2021	RESAMPLE Living room air (2nd Floor) (Replicate)	<0.099	<0.10	<0.10	<0.099	<0.099	<0.17	<0.14	<0.13	<0.13	--	--	--	--	--	--
22.016	22.016-02-081121	08/11/2021	RESAMPLE Bathroom air (2nd Floor)	<0.099	<0.10	**0.23**	<0.099	<0.099	<0.17	<0.14	<0.13	<0.13	--	--	--	--	--	--
22.016	22.016-03-081121	08/11/2021	RESAMPLE Bedroom (master) air (1st Floor)	<0.099	<0.10	**0.14**	<0.099	<0.099	**0.18**	<0.14	<0.13	<0.13	--	--	--	--	--	--
22.016	22.016-04-081121	08/11/2021	RESAMPLE Bathroom (master) air (1st Floor)	<0.099	<0.10	**0.12**	<0.099	<0.099	**0.32**	<0.14	<0.13	<0.13	--	--	--	--	--	--
22.016	22.016-CS-081121	08/11/2021	RESAMPLE Crawl space air	<0.099	<0.10	<0.10	<0.099	<0.099	<0.17	<0.14	<0.13	<0.13	--	--	--	--	--	--
22.016	22.016-SS-081121	08/11/2021	RESAMPLE Garage sub-slab soil gas	<2.0	<2.0	<2.0	<2.0	<2.0	**6.2**	<2.7	<2.7	<1.3	<250	--	--	--	--	--
22.017	22.017-AA-062819	06/28/2019	Outdoor air	<0.099	<0.10	<0.10	<0.099	<0.099	<0.17	<0.14	<0.13	<0.13	--	--	--	--	--	--
22.017	22.017-01-062819	06/28/2019	Living room air (2nd Floor)	<0.099	<0.10	**1.2**	<0.099	<0.099	**0.30**	<0.14	<0.13	<0.13	--	--	--	--	--	--
22.017	22.017-02-062819	06/28/2019	Bathroom air (2nd Floor)	<0.099	<0.10	**1.2**	<0.099	<0.099	**0.32**	<0.14	<0.13	<0.13	--	--	--	--	--	--
22.017	22.017-03-062819	06/28/2019	Bedroom (master) air (1st Floor)	<0.099	<0.10	**0.98**	<0.099	<0.099	**0.95**	<0.14	<0.13	<0.13	--	--	--	--	--	--
22.017	22.017-04-062819	06/28/2019	Bathroom (master) air (1st Floor)	<0.099	<0.10	**0.81**	<0.099	<0.099	**1.0**	<0.14	<0.13	<0.13	--	--	--	--	--	--
22.017	22.017-CS-062819	06/28/2019	Crawl space air	<0.099	<0.10	0.13 U	<0.099	<0.099	<0.17	<0.14	<0.13	<0.13	--	--	--	--	--	--
22.017	22.017-SS-062819	06/28/2019	Garage sub-slab soil gas	<2.0	<2.0	<2.0	<2.0	<2.0	<3.4	<2.7	<2.7	<1.3	**273**	--	--	--	--	--
22.017	22.017-AA-073119	07/31/2019	RESAMPLE Outdoor air	<0.099	<0.10	<0.10	<0.099	<0.099	<0.17	<0.14	<0.13	<0.13	--	--	--	--	--	--
22.017	22.017-01-073119	07/31/2019	RESAMPLE Living room air (2nd Floor)	<0.099	<0.10	**0.84**	<0.099	<0.099	<0.17	<0.14	<0.13	<0.13	--	--	--	--	--	--
22.017	22.017-11-073119	07/31/2019	RESAMPLE Living room air (2nd Floor) (Duplicate)	<0.099	<0.10	**0.80**	<0.099	<0.099	<0.17	<0.14	<0.13	<0.13	--	--	--	--	--	--
22.017	22.017-02-073119	07/31/2019	RESAMPLE Bathroom air (2nd Floor)	<0.099	<0.10	**0.79**	<0.099	<0.099	<0.17	<0.14	<0.13	<0.13	--	--	--	--	--	--
22.017	22.017-03-073119	07/31/2019	RESAMPLE Bedroom (master) air (1st Floor)	<0.099	<0.10	**0.89**	<0.099	<0.099	**0.17**	<0.14	<0.13	<0.13	--	--	--	--	--	--
22.017	22.017-04-073119	07/31/2019	RESAMPLE Bathroom (master) air (1st Floor)	<0.099	<0.10	**0.75**	<0.099	<0.099	**0.18**	<0.14	<0.13	<0.13	--	--	--	--	--	--
22.017	22.017-CS-073119	07/31/2019	RESAMPLE Crawl space air	<0.099	<0.10	<0.10	<0.099	<0.099	<0.17	<0.14	<0.13	<0.13	--	--	--	--	--	--
22.017	22.017-SS-073119	07/31/2019	RESAMPLE Garage sub-slab soil gas	<2.0	<2.0	<2.0	<2.0	<2.0	**26**	<2.7	<2.7	<1.3	<250	--	--	--	--	--
22.017	22.017-AA-021920	02/19/2020	RESAMPLE Outdoor air	<0.099	<0.10	**0.11**	<0.099	<0.099	<0.17	<0.14	<0.13	<0.13	--	--	--	--	--	--
22.017	22.017-01-021920	02/19/2020	RESAMPLE Living room air (2nd Floor)	<0.099	<0.10	**0.88**	<0.099	<0.099	**0.26**	<0.14	<0.13	<0.13	--	--	--	--	--	--
22.017	22.017-02-021920	02/19/2020	RESAMPLE Bathroom air (2nd Floor)	<0.099	<0.10	**0.91**	<0.099	<0.099	**0.24**	<0.14	<0.13	<0.13	--	--	--	--	--	--
22.017	22.017-03-021920	02/19/2020	RESAMPLE Bedroom (master) air (1st Floor)	<0.099	<0.10	**0.86**	<0.099	<0.099	**0.40**	<0.14	<0.13	<0.13	--	--	--	--	--	--
22.017	22.017-04-021920	02/19/2020	RESAMPLE Bathroom (master) air (1st Floor)	<0.099	<0.10	**0.68**	<0.099	<0.099	**0.41**	<0.14	<0.13	<0.13	--	--	--	--	--	--
22.017	22.017-CS-021920	02/19/2020	RESAMPLE Crawl space air	<0.099	<0.10	<0.10	<0.099	<0.099	<0.17	<0.14	<0.13	<0.13	--	--	--	--	--	--
22.017	22.017-CS1-021920	02/19/2020	RESAMPLE Crawl space air	<0.099	<0.10	<0.10	<0.099	<0.099	<0.17	<0.14	<0.13	<0.13	--	--	--	--	--	--
22.017	22.017-SS-021920	02/19/2020	RESAMPLE Garage sub-slab soil gas	<2.0	<2.0	<2.0	<2.0	<2.0	<3.4	<2.7	<2.7	<1.3	<250	--	--	--	--	--
22.017	22.017-AA-070221	07/02/2021	RESAMPLE Outdoor air	<0.099	<0.10	<0.10	<0.099	<0.099	<0.17	<0.14	<0.13	<0.13	--	--	--	--	--	--
22.017	22.017-01-070221	07/02/2021	RESAMPLE Living room air (2nd Floor)	<0.099	<0.10	**2.0**	<0.099	<0.099	<0.17	<0.14	<0.13	<0.13	--	--	--	--	--	--
22.017	22.017-02-070221	07/02/2021	RESAMPLE Bathroom air (2nd Floor)	<0.099	<0.10	**4.3**	<0.099	<0.099	<0.17	<0.14	<0.13	<0.13	--	--	--	--	--	--
22.017	22.017-03-070221	07/02/2021	RESAMPLE Bedroom (master) air (1st Floor)	<0.099	<0.10	**2.2**	<0.099	<0.099	<0.17	<0.14	<0.13	<0.13	--	--	--	--	--	--
22.017	22.017-04-070221	07/02/2021	RESAMPLE Bathroom (master) air (1st Floor)	<0.099	<0.10	**1.7**	<0.099	<0.099	<0.17	<0.14	<0.13	<0.13	--	--	--	--	--	--
22.017	22.017-CS-070221	07/02/2021	RESAMPLE Crawl space air	<0.099	<0.10	<0.10	<0.099	<0.099	**7.4**	<0.14	<0.13	<0.13	--	--	--	--	--	--
22.017	22.017-SS-070221	07/02/2021	RESAMPLE Garage sub-slab soil gas	<3.1	<3.1	<3.1	<3.1	<3.1	<5.3	<4.2	<4.2	<2.0	<250	--	--	--	--	--
22.018	22.018-AA-062119	06/21/2019	Outdoor air	<0.099	<0.10	<0.10	<0.099	<0.099	<0.17	<0.14	<0.13	<0.13	--	--	--	--	--	--
22.018	22.018-01-062119	06/21/2019	Living room air (2nd Floor)	<0.099	<0.10	**0.12**	<0.099	<0.099	**0.30**	<0.14	<0.13	<0.13	--	--	--	--	--	--

TABLE A-6

HISTORICAL RESIDENTIAL INDOOR AIR AND SOIL GAS SAMPLING RESULTS
Former Ford Aeronutronic Facility
Newport Beach, California

Building ID	Sample ID	Date [2]	Location Description	Volatile Organic Compounds [1] (µg/m³)									Leak Detection Compounds [1]					
				1,1-DCE	1,1-DCA	1,2-DCA	cis-1,2-DCE	trans-1,2-DCE	PCE	1,1,1-TCA	TCE	Vinyl Chloride	Helium (ppmv)	Heptane (µg/m³)	Hexane (µg/m³)	Pentane (µg/m³)	TFA (µg/m³)	DFA (µg/m³)
22.018	22.018-02-062119	06/21/2019	Bathroom air (2nd Floor)	<0.099	<0.10	**0.11**	<0.099	<0.099	**0.58**	<0.14	<0.13	<0.13	--	--	--	--	--	--
22.018	22.018-03-062119	06/21/2019	Bedroom (master) air (1st Floor)	<0.099	<0.10	<0.10	<0.099	<0.099	**0.28**	<0.14	<0.13	<0.13	--	--	--	--	--	--
22.018	22.018-04-062119 [7]	06/21/2019	Bathroom (master) air (1st Floor)	<0.39	<0.40	<0.40	<0.39	<0.39	<0.67	<0.54	<0.53	<0.50	--	--	--	--	--	--
22.018	22.018-CS-062119	06/21/2019	Crawl space air	<0.099	<0.10	0.16 U	<0.099	<0.099	<0.17	<0.14	<0.13	<0.13	--	--	--	--	--	--
22.018	22.018-AA-072419	07/24/2019	RESAMPLE Outdoor air	<0.099	<0.10	<0.10	<0.099	<0.099	<0.17	<0.14	<0.13	<0.13	--	--	--	--	--	--
22.018	22.018-01-072419	07/24/2019	RESAMPLE Living room air (2nd Floor)	<0.099	<0.10	**0.14**	<0.099	<0.099	**0.17**	<0.14	<0.13	<0.13	--	--	--	--	--	--
22.018	22.018-02-072419	07/24/2019	RESAMPLE Bathroom air (2nd Floor)	<0.099	<0.10	**0.15**	<0.099	<0.099	**0.17**	<0.14	<0.13	<0.13	--	--	--	--	--	--
22.018	22.018-03-072419	07/24/2019	RESAMPLE Bedroom (master) air (1st Floor)	<0.099	<0.10	**0.14**	<0.099	<0.099	**0.29**	<0.14	<0.13	<0.13	--	--	--	--	--	--
22.018	22.018-04-072419	07/24/2019	RESAMPLE Bathroom (master) air (1st Floor)	<0.099	<0.10	**0.16**	<0.099	<0.099	**0.23**	<0.14	<0.13	<0.13	--	--	--	--	--	--
22.018	22.018-CS-072419	07/24/2019	RESAMPLE Crawl space air	<0.099	<0.10	0.12 U	<0.099	<0.099	**0.17**	<0.14	<0.13	<0.13	--	--	--	--	--	--
22.018	22.018-PSG-NE-15	06/21/2019	Perimeter soil gas (Northeast)	<2.0	<2.0	<2.0	<2.0	<2.0	**6.1**	<2.7	<2.7	<1.3	<100	--	--	--	--	--
22.018	22.018-AA-020720	02/07/2020	Outdoor air	<0.099	<0.10	<0.10	<0.099	<0.099	<0.17	<0.14	<0.13	<0.13	--	--	--	--	--	--
22.018	22.018-01-020720	02/07/2020	Living room air (2nd Floor)	<0.099	<0.10	**0.10**	<0.099	<0.099	**0.18**	<0.14	<0.13	<0.13	--	--	--	--	--	--
22.018	22.018-02-020720	02/07/2020	Bathroom air (2nd Floor)	<0.099	<0.10	**0.11**	<0.099	<0.099	**0.22**	<0.14	<0.13	<0.13	--	--	--	--	--	--
22.018	22.018-03-020720	02/07/2020	Bedroom (master) air (1st Floor)	<0.099	<0.10	**0.11**	<0.099	<0.099	**0.26**	<0.14	<0.13	<0.13	--	--	--	--	--	--
22.018	22.018-04-020720	02/07/2020	Bathroom (master) air (1st Floor)	<0.099	<0.10	**0.11**	<0.099	<0.099	**0.19**	<0.14	<0.13	<0.13	--	--	--	--	--	--
22.018	22.018-CS-020720	02/07/2020	Crawl space air	<0.099	<0.10	**0.10**	<0.099	<0.099	<0.17	<0.14	<0.13	<0.13	--	--	--	--	--	--
22.018	22.018-PSG-NE-15	02/07/2020	Perimeter soil gas (Northeast)	<2.0	<2.1	<2.1	<2.0	<2.0	**4.5**	<2.8	<2.7	<1.3	**990**	--	--	--	--	--
22.018	22.018-AA-070721	07/07/2021	RESAMPLE Outdoor air	<0.099	<0.10	<0.10	<0.099	<0.099	<0.17	<0.14	<0.13	<0.13	--	--	--	--	--	--
22.018	22.018-01-070721	07/07/2021	RESAMPLE Living room air (2nd Floor)	<0.099	<0.10	<0.10	<0.099	**0.29**	<0.17	<0.14	<0.13	<0.13	--	--	--	--	--	--
22.018	22.018-02-070721	07/07/2021	RESAMPLE Bathroom air (2nd Floor)	<0.099	<0.10	<0.10	<0.099	**0.12**	<0.17	<0.14	<0.13	<0.13	--	--	--	--	--	--
22.018	22.018-03-070721	07/07/2021	RESAMPLE Bedroom (master) air (1st Floor)	<0.099	<0.10	<0.10	<0.099	<0.099	**0.17**	<0.14	<0.13	<0.13	--	--	--	--	--	--
22.018	22.018-04-070721	07/07/2021	RESAMPLE Bathroom (master) air (1st Floor)	<0.099	<0.10	<0.10	<0.099	**0.10**	<0.17	<0.14	<0.13	<0.13	--	--	--	--	--	--
22.018	22.018-CS-070721	07/07/2021	RESAMPLE Crawl space air	<0.099	<0.10	<0.10	<0.099	<0.099	<0.17	<0.14	<0.13	<0.13	--	--	--	--	--	--
22.018	22.018-PSG-NE-15	07/07/2021	Perimeter soil gas (Northeast) air	<2.0	<2.0	<2.0	<2.0	<2.0	**8.7**	<2.7	<2.7	<1.3	<250	--	--	--	--	--
22.018	22.018-PSG-NE-5	07/07/2021	Perimeter soil gas (Northeast) air	<2.0	<2.0	<2.0	<2.0	<2.0	<3.4	<2.7	<2.7	<1.3	<250	--	--	--	--	--
22.019	22.019-AA-060519	06/05/2019	Outdoor air	<0.099	<0.10	<0.10	<0.099	<0.099	<0.17	<0.14	<0.13	<0.13	--	--	--	--	--	--
22.019	22.019-01-060519	06/05/2019	Living room air (2nd Floor)	<0.099	<0.10	**0.44**	<0.099	<0.099	<0.17	<0.14	<0.13	<0.13	--	--	--	--	--	--
22.019	22.019-11-060519	06/05/2019	Living room air (2nd Floor) (Duplicate)	<0.099	<0.10	**0.43**	<0.099	<0.099	<0.17	<0.14	<0.13	<0.13	--	--	--	--	--	--
22.019	22.019-02-060519	06/05/2019	Bathroom (guest) air (2nd Floor)	<0.099	<0.10	**0.39**	<0.099	<0.099	<0.17	<0.14	<0.13	<0.13	--	--	--	--	--	--
22.019	22.019-03-060519	06/05/2019	Bedroom (master) air (1st Floor)	<0.099	<0.10	**0.44**	<0.099	<0.099	<0.17	<0.14	<0.13	<0.13	--	--	--	--	--	--
22.019	22.019-04-060519	06/05/2019	Bathroom (master) air (1st Floor)	<0.099	<0.10	**0.36**	<0.099	<0.099	<0.17	<0.14	<0.13	<0.13	--	--	--	--	--	--
22.019	22.019-CS-060519	06/05/2019	Crawl space air	<0.099	<0.10	0.14 U	<0.099	<0.099	<0.17	<0.14	<0.13	<0.13	--	--	--	--	--	--
22.019	22.019-SS-060519	06/05/2019	Garage sub-slab soil gas	<4.5	<4.6	<4.6	<4.5	<4.5	<7.7	<6.2	<6.1	<2.9	**119**	--	--	--	--	--
22.019	22.019-AA-013120	01/31/2020	RESAMPLE Outdoor air	<0.099	<0.10	<0.10	<0.099	<0.099	<0.17	<0.14	<0.13	<0.13	--	--	--	--	--	--
22.019	22.019-01-013120	01/31/2020	RESAMPLE Living room air (2nd Floor)	<0.099	<0.10	**0.35**	<0.099	<0.099	**0.30**	<0.14	<0.13	<0.13	--	--	--	--	--	--
22.019	22.019-02-013120	01/31/2020	RESAMPLE Bathroom (guest) air (2nd Floor)	<0.099	<0.10	**0.45**	<0.099	<0.099	<0.17	<0.14	<0.13	<0.13	--	--	--	--	--	--
22.019	22.019-03-013120	01/31/2020	RESAMPLE Bedroom (master) air (1st Floor)	<0.099 UJ	<0.10 UJ	**0.18 J**	<0.099 UJ	<0.099 UJ	<0.17 UJ	<0.14 UJ	<0.13 UJ	<0.13 UJ	--	--	--	--	--	--
22.019	22.019-04-013120	01/31/2020	RESAMPLE Bathroom (master) air (1st Floor)	<0.099	<0.10	**0.15**	<0.099	<0.099	**0.40**	<0.14	<0.13	<0.13	--	--	--	--	--	--
22.019	22.019-CS-013120	01/31/2020	RESAMPLE Crawl space air	<0.099	<0.10	<0.10	<0.099	<0.099	<0.17	<0.14	<0.13	<0.13	--	--	--	--	--	--
22.019	22.019-SS-013120	01/31/2020	RESAMPLE Garage sub-slab soil gas	<2.2	<2.3	<2.3	<2.2	<2.2	<3.8	<3.1	<3.0	<1.4	<250	--	--	--	--	--
22.020	22.020-AA-061919	06/19/2019	Outdoor air	<0.099	<0.10	<0.10	<0.099	<0.099	<0.17	<0.14	<0.13	<0.13	--	--	--	--	--	--
22.020	22.020-01-061919	06/19/2019	Living room air (2nd Floor)	<0.099	<0.10	**0.88 J**	<0.099	<0.099	<0.17	<0.14	<0.13	<0.13	--	--	--	--	--	--
22.020	22.020-11-061919	06/19/2019	Living room air (2nd Floor) (Duplicate)	<0.099	<0.10	**0.54 J**	<0.099	<0.099	<0.17	<0.14	<0.13	<0.13	--	--	--	--	--	--
22.020	22.020-02-061919	06/19/2019	Bathroom air (2nd Floor)	<0.099	<0.10	**0.73**	<0.099	<0.099	<0.17	<0.14	<0.13	<0.13	--	--	--	--	--	--
22.020	22.020-03-061919	06/19/2019	Bedroom (guest) air (1st Floor)	<0.099	<0.10	**2.9**	<0.099	<0.099	<0.17	<0.14	<0.13	<0.13	--	--	--	--	--	--
22.020	22.020-04-061919	06/19/2019	Bedroom (master) air (1st Floor)	<0.099	<0.10	**2.5**	<0.099	<0.099	<0.17	<0.14	<0.13	<0.13	--	--	--	--	--	--
22.020	22.020-CS-061919	06/19/2019	Crawl space air	<0.099	<0.10	0.17 U	<0.099	<0.099	<0.17	<0.14	<0.13	<0.13	--	--	--	--	--	--
22.020	22.020-SS-061919	06/19/2019	Garage sub-slab soil gas	<2.0	<2.0	<2.0	<2.0	<2.0	<3.4	<2.7	<2.7	<1.3	<100	--	--	--	--	--
22.020	22.020-AA-121119	12/11/2019	RESAMPLE Outdoor air	<0.099	<0.10	<0.10	<0.099	<0.099	<0.17	<0.14	<0.13	<0.13	--	--	--	--	--	--
22.020	22.020-01-121119	12/11/2019	RESAMPLE Living room air (2nd Floor)	<0.099	<0.10	**0.52**	<0.099	<0.099	<0.17	<0.14	<0.13	<0.13	--	--	--	--	--	--
22.020	22.020-11-121119	12/11/2019	RESAMPLE Living room air (2nd Floor) (Duplicate)	<0.099	<0.10	**0.47**	<0.099	<0.099	**0.19**	<0.14	<0.13	<0.13	--	--	--	--	--	--
22.020	22.020-02-121119	12/11/2019	RESAMPLE Bathroom air (2nd Floor)	<0.099	<0.10	**0.51**	<0.099	<0.099	<0.17	<0.14	<0.13	<0.13	--	--	--	--	--	--
22.020	22.020-03-121119	12/11/2019	RESAMPLE Bedroom (guest) air (1st Floor)	<0.099	<0.10	**1.4**	<0.099	<0.099	<0.17	<0.14	<0.13	<0.13	--	--	--	--	--	--
22.020	22.020-CS-121119	12/11/2019	RESAMPLE Crawl space air	<0.099	<0.10	<0.10	<0.099	<0.099	<0.17	<0.14	<0.13	<0.13	--	--	--	--	--	--
22.020	22.020-SS-121119	12/11/2019	RESAMPLE Garage sub-slab soil gas	<2.0	<2.0	<2.0	<2.0	<2.0	<3.4	<2.7	<2.7	<1.3	<250	--	--	--	--	--

TABLE A-6

HISTORICAL RESIDENTIAL INDOOR AIR AND SOIL GAS SAMPLING RESULTS
Former Ford Aeronutronic Facility
Newport Beach, California

Building ID	Sample ID	Date [2]	Location Description	Volatile Organic Compounds [1] (µg/m³)									Leak Detection Compounds [1]					
				1,1-DCE	1,1-DCA	1,2-DCA	cis-1,2-DCE	trans-1,2-DCE	PCE	1,1,1-TCA	TCE	Vinyl Chloride	Helium (ppmv)	Heptane (µg/m³)	Hexane (µg/m³)	Pentane (µg/m³)	TFA (µg/m³)	DFA (µg/m³)
Screening Levels																		
Indoor Air Residential Screening Level (Long-term) [17]				73	1.8	0.11	8.3	83	0.46	1000	0.48	0.0095	--	--	--	--	--	--
TCE Indoor Air Residential Accelerated Response Action Level (Short-term) [18]				--	--	**--**	--	--	--	--	2	--	--	--	--	--	--	--
TCE Indoor Air Residential Urgent Response Action Level (Short-term) [18]				--	--	**--**	--	--	--	--	6	--	--	--	--	--	--	--

Notes

1. Indoor and outdoor air samples were analyzed for VOCs in accordance with U.S. EPA TO-15 SIM by Eurofins Calscience LLC of Garden Grove or Tustin, California on a Rush 48 hour turn-around-time. Soil gas samples associated with the indoor sampling were:
   - collected by Wood staff and analyzed by Eurofins Calscience LLC using U.S. EPA Method TO-15 for VOCs and ASTM D-1946 (M) for helium, used as a leak detection compound, or
   - collected and analyzed by Jones Environmental, Inc. Santa Fe Springs, California using U.S. Environmental Protection Agency (U.S. EPA) Method 8260B. Jones used n-pentane, n-hexane, and n-heptane as leak detection compounds.
   - collected and analyzed by H&P Mobile Geochemistry, Inc. Carlsbad, California using DoD accredited method H&P 8260SV for VOCs and leak detection compounds. H&P used 1,1-difluoroethane (DFA) or 1,1,1,2-tetrafluoroethane (TFA) as a leak detection compound.
2. Indoor and ambient air samples were collected over a 24-hour period ending on the date shown. A series of historically notable storms occured in California in December 2022; however, rain accumulations were less than 0.5 inch over any 24-hour period of time during the storms bases on weather stations within 1.5 miles of the Site.
3. Analyte detections are shown in **bold**.
4. Perimeter soil gas samples were collected from a nearby location.
5. Indoor air sample results that exceed the Residential Screening Level (Long-term) for indoor air are highlighted in yellow. 1,2-DCA in indoor air is often associated with other sources and not vapor intrusion. Therefore, consistent with the Water Board's approved approach, on October 23, 2018, if 1,2-DCA is not detected above the RL in associated sub-slab or perimeter soil gas samples, its presence in indoor air is not considered related to vapor intrusion and is not compared to its long-term screening level. The Water Board's approved an additional rule on January 3, 2022 that was implemented on results starting on January 1, 2022. If 1,2-DCA is detected in the associated sub-slab or perimeter soil gas samples, the average concentrations in indoor air of 1,2-DCA and trichloroethene (TCE) are compared to their respective average detected soil gas concentrations to calculate property-specific 1,2-DCA and TCE attenuation factors (AFs). Then, the ratio of the 1,2-DCA AF to the TCE AF is calculated. If the ratio is greater than 100, the presence of 1,2-DCA in indoor air is unlikely to be from vapor intrusion. If this criterion is met, then indoor air concentrations of 1,2-DCA are not compared to its long-term screening level. In addition, if no associated sub-slab or perimeter soil gas samples were collected from a location (or were rejected), potential vapor intrusion could not be evaluated, and indoor air results of 1,2-DCA are not compared to its screening levels.
6. Outdoor sample was collected from nearby location.
7. This sample was not collected in accordance with the Indoor Work Plan: the canister vacuum was measured by the laboratory upon receipt as greater than -20 inches of mercury; based on the Indoor Work Plan, samples with final vacuums of -20 inches of mercury or greater should be rejected. However, despite elevated reporting limits and the deviation from the Indoor Work Plan, the data can be used as one line of evidence to help assess whether vapor intrusion is occurring or not based on the entire body of data available (e.g., the other indoor samples, the relevant soil gas samples, the ambient sample).
8. Laboratory report states that this detection does not represent the tracer mix and that this compound was most likely present in the sample. Therefore, the detection is not indicative of leaks in the system.
9. The sampling date noted for this sample reflects the time when the canister was deployed instead of the date when the canister was collected 24 hours later. This may have happened with other samples at the beginning of the investigation.
10. Due to ongoing remodeling work at this property during the sampling event, the RESAMPLE was collected from an adjacent storage unit on the same slab.
11. Data collected in 2018 from Parcels 10 and 11 are not used to evaluate vapor intrusion.
12. Since access was not granted at that time to install a sub-slab soil gas pin or perimeter soil gas probes at the property, concurrent soil gas sampling was not conducted with the indoor samples. Results from a sub-slab soil gas sample collected on August 8, 2018 approximately 80 feet away in a neighboring unit constructed on the same slab foundation were used to support the evaluation of potential vapor intrusion in 10.19 at the request of the Water Board due to the sensitive-receptor nature of the occupants.
13. Mitigated samples collected prior to 1Q2020 were not labeled with an "M" in their sample ID.
14. Outdoor or subsurface soil gas sample not collected.
15. The sub-slab soil vapor probe at property 12.003 was sampled at a rate of approximately 310 mL/min, which exceeded the recommended 200 mL/min outlined in the Advisory (DTSC, 2015) to minimize stripping (partitioning of vapors from pore water to soil gas), to prevent ambient air from diluting the soil gas samples, and to reduce variability between contractors. Purging, shut-in tests, and helium leak checks were performed according to the sampling workplan and there were no indications of leaks. Additionally, the vacuum was maintained at less than 100 inches of water during purging and sampling. Therefore, the sample is considered representative.
16. During the collection of this primary/duplicate sample pair, a flow controller was placed on each Summa canister, downstream of the duplicate splitter. This may have resulted in a flow rate during sampling that exceeded the recommended 200 milliliters per minute outlined in the DTSC Advisory documents. However, calculations of the average sampling flow rate based on the beginning and ending vacuum levels, showed that it was 182 milliliters per minute and acceptable, but slightly higher than the rates used on other samples. In addition, a vacuum of less than 100 inches of water was maintained during sampling. The sample is considered valid.
17. U.S. EPA 2017 Regional Screening Level and 2016 San Francisco Water Quality Control Board Environmental Screening Levels.
18. DTSC 2014 Human Health Risk Assessment Note 5: Health-based Indoor Screening Criteria for Trichloroethylene (TCE).

Abbreviations and Data Qualifiers

-- = not applicable
< = The constituent was not detected at or above the laboratory reporting limit shown.
µg/m³ = micrograms per meter cubed
AA = ambient air
CS = crawl space
DCA = dichloroethane
DCE = dichloroethene
DFA = 1,1-difluoroethane
DTSC = Department of Toxic Substance Control
ESL = environmental screening level
J = The result is an estimated quantity. The associated numerical value is the approximate concentration of the analyte in the sample.
J- = The result is an estimated quantity, but the result may be biased low.
J+ = The result is an estimated quantity, but the result may be biased high.
M = Mitigated; indoor air samples collected at homes with air purifier(s) represent mitigated indoor air conditions.
MS = material sample
PCE = tetrachloroethene
PSG = perimeter soil gas
ppmv = parts per million by volume
R = The reported value is rejected and is considered to be unusable.
REP = replicate sample
RESAMPLE = All samples collected after the initial sampling event are labeled as "RESAMPLE".
SIM = selective ion monitoring
SS = sub-slab
TCA = trichloroethane
TCE = trichloroethene
TFA = 1,1,1,2-tetrafluoroethane
U = The analyte was analyzed for, but was not detected above the level of the reported sample quantitation limit.
UJ = The analyte was analyzed for, but was not detected. The reported quantitation limit is approximate and may be inaccurate or imprecise.
U.S. EPA = U.S. Environmental Protection Agency
VOCs = volatile organic compounds

TABLE A-7

HISTORICAL COMMERCIAL INDOOR AIR AND SOIL GAS SAMPLING RESULTS
Former Ford Aeronutronic Facility
Newport Beach, California

Building ID	Sample ID	Date	Location Description	Volatile Organic Compounds [1] ($\mu g/m^3$)									Leak Detection Compounds [1]			
				1,1-DCE	1,1-DCA	1,2-DCA	cis-1,2-DCE	trans-1,2-DCE	PCE	1,1,1-TCA	TCE	Vinyl Chloride	Helium (ppmv)	Heptane ($\mu g/m^3$)	Hexane ($\mu g/m^3$)	Pentane ($\mu g/m^3$)
4.00	USPS-AA-111318	11/13/2018 [2]	Loading dock area air	<0.099	<0.10	<0.10	<0.099	<0.099	**0.20** [3]	<0.14	<0.13	<0.13	--	--	--	--
4.00	USPS-01-111318	11/13/2018	Service desk air (1st floor)	<0.099	<0.10	**0.22**	<0.099	<0.099	**0.32**	<0.14	**0.18**	<0.13	--	--	--	--
4.00	USPS-01-SS-111318	11/13/2018	Service desk sub-slab soil gas	<2.1	<2.2	<2.2	<2.1	<2.1	**54**	<2.9	**39**	<1.4	<100	--	--	--
4.00	USPS-11-SS-111318	11/13/2018	Service desk sub-slab soil gas (Duplicate)	<2.1	<2.2	<2.2	<2.1	<2.1	**57**	<2.9	**41**	<1.4	<100	--	--	--
4.00	USPS-02-111318	11/13/2018	Copy room air (1st floor)	<0.099	<0.10	**0.28**	<0.099	<0.099	**0.20**	<0.14	<0.13	<0.13	--	--	--	--
4.00	USPS-02-SS-111318	11/13/2018	Copy room sub-slab soil gas	<2.0	<2.0	<2.0	<2.0	<2.0	**45**	<2.7	**41**	<1.3	**237**	--	--	--
4.00	USPS-03-111318	11/13/2018	Men's locker room air (1st floor)	<0.099	<0.10	**0.26**	<0.099	<0.099	**0.26**	<0.14	<0.13	<0.13	--	--	--	--
4.00	USPS-13-111318	11/13/2018	Men's locker room air (1st floor) (Duplicate)	<0.099	<0.10	**0.25**	<0.099	<0.099	**0.26**	<0.14	<0.13	<0.13	--	--	--	--
4.00	USPS-03-SS-111318	11/13/2018	Men's locker room sub-slab soil gas	<2.0	<2.1	<2.1	<2.0	<2.0	**140**	<2.8	**170**	<1.3	<100	--	--	--
4.00	USPS-04-111318	11/13/2018	Lunch room air (1st floor)	<0.099	<0.10	**0.17**	<0.099	<0.099	**0.25**	<0.14	<0.13	<0.13	--	--	--	--
4.00	USPS-04-SS-111318	11/13/2018	Lunch room sub-slab soil gas	<2.1	<2.1	<2.1	**2.2**	<2.1	**130**	<2.9	**94**	<1.3	<100	--	--	--
4.00	USPS-05-111318	11/13/2018	Center of facility (hot case) air (1st floor)	<0.099	<0.10	**0.18**	<0.099	<0.099	**0.19**	<0.14	<0.13	<0.13	--	--	--	--
4.00	USPS-05-SS-111318	11/13/2018	Center of facility (hot case) sub-slab soil gas	<2.4	<2.4	<2.4	<2.4	<2.4	**27**	<3.2	**130**	<1.5	**132**	--	--	--
4.00	USPS-06-111318	11/13/2018	Mail cart storage/MTE staging area air (1st floor)	<0.099	<0.10	**0.23**	<0.099	<0.099	**0.84**	<0.14	<0.13	<0.13	--	--	--	--
4.00	USPS-06-SS-111318	11/13/2018	Mail cart storage/MTE staging area sub-slab soil gas	<2.1	<2.1	<2.1	<2.1	<2.1	**60**	<2.8	**78**	<1.3	<100	--	--	--
4.00	USPS-AA-082019	8/20/2019	RESAMPLE Loading dock area air	<0.099	<0.10	<0.10	<0.099	<0.099	<0.17	<0.14	<0.13	<0.13	--	--	--	--
4.00	USPS-01-082019	8/20/2019	RESAMPLE Service desk air (1st Floor)	<0.099	<0.10	<0.10	<0.099	<0.099	**1.2**	<0.14	<0.13	<0.13	--	--	--	--
4.00	USPS-01-SS-082019	8/20/2019	RESAMPLE Service desk sub-slab soil gas	<2.0	<2.0	<2.0	<2.0	<2.0	**67**	<2.7	**49**	<1.3	<250	--	--	--
4.00	USPS-02-082019	8/20/2019	RESAMPLE Copy room air (1st Floor)	<0.099	<0.10	<0.10	<0.099	<0.099	**0.66**	<0.14	<0.13	<0.13	--	--	--	--
4.00	USPS-02-SS-082019	8/20/2019	RESAMPLE Copy room sub-slab soil gas	<2.0	<2.0	<2.0	<2.0	<2.0	**61**	<2.7	**54**	<1.3	<250	--	--	--
4.00	USPS-03-082019	8/20/2019	RESAMPLE Men's locker room air (1st Floor)	<0.099	<0.10	<0.10	<0.099	<0.099	**0.43**	<0.14	<0.13	<0.13	--	--	--	--
4.00	USPS-13-082019	8/20/2019	RESAMPLE Men's locker room air (1st Floor) (Duplicate)	<0.099	<0.10	<0.10	<0.099	<0.099	**0.35**	<0.14	<0.13	<0.13	--	--	--	--
4.00	USPS-03-SS-082019	8/20/2019	RESAMPLE Men's locker room sub-slab soil gas	<2.0	<2.0	<2.0	<2.0	<2.0	**200**	<2.7	**210**	<1.3	<250	--	--	--
4.00	USPS-04-082019	8/20/2019	RESAMPLE Lunch room air (1st Floor)	<0.099	<0.10	<0.10	<0.099	<0.099	**0.71**	<0.14	<0.13	<0.13	--	--	--	--
4.00	USPS-04-SS-082019	8/20/2019	RESAMPLE Lunch room sub-slab soil gas	<2.0	<2.0	<2.0	<2.0	<2.0	**160**	<2.7	**110**	<1.3	<250	--	--	--
4.00	USPS-14-SS-082019	8/20/2019	RESAMPLE Lunch room sub-slab soil gas (Duplicate)	<2.0	<2.0	<2.0	<2.0	<2.0	**170**	<2.7	**120**	<1.3	<250	--	--	--
4.00	USPS-05-082019	8/20/2019	RESAMPLE Center of facility air (1st Floor)	<0.099 UJ	<0.10 UJ	<0.10 UJ	<0.099 UJ	<0.099 UJ	**0.74 J**	<0.14 UJ	<0.13 UJ	<0.13 UJ	--	--	--	--
4.00	USPS-05-SS-082019	8/20/2019	RESAMPLE Center of facility sub-slab soil gas	<2.1	<2.1	<2.1	<2.1	<2.1	**45**	<2.9	**230**	<1.3	<250	--	--	--
4.00	USPS-06-082019	8/20/2019	RESAMPLE Mail cart storage/MTE staging area air (1st floor)	<0.099	<0.10	<0.10	<0.099	<0.099	**1.0**	<0.14	<0.13	<0.13	--	--	--	--
4.00	USPS-06-SS-082019	8/20/2019	RESAMPLE Mail cart storage/MTE staging area sub-slab soil gas	<2.0	<2.0	<2.0	<2.0	<2.0	**67**	<2.7	**96**	<1.3	<250	--	--	--
6.00	6-CC-AA-001	07/24/18	Outdoor air	<0.099	<0.10	<0.10	<0.099	<0.099	<0.17	<0.14	<0.13	<0.13	--	--	--	--
6.00	6-CC-IA-001	7/24/2018	Men's bathroom air (1st Floor)	<0.099	<0.10	<0.10	<0.099	<0.099	<0.17	<0.14	<0.13	<0.13	--	--	--	--
6.00	Duplicate-1	7/24/2018	Men's bathroom air (1st Floor) (Duplicate)	<0.099	<0.10	<0.10	<0.099	<0.099	<0.17	<0.14	<0.13	<0.13	--	--	--	--
6.00	6-CC-IA-002	7/24/2018	Kitchen air (1st Floor)	<0.099	<0.10	<0.10	<0.099	<0.099	<0.17	<0.14	**0.19**	<0.13	--	--	--	--
6.00	6-CC-IA-003	7/24/2018	Main room (stage) air (1st Floor)	<0.099	<0.10	<0.10	<0.099	<0.099	<0.17	<0.14	<0.13	<0.13	--	--	--	--
6.00	6-CC-IA-004	7/24/2018	Main room (stage southwest corner) air (1st Floor)	<0.099	<0.10	<0.10	<0.099	<0.099	<0.17	<0.14	<0.13	<0.13	--	--	--	--
6.00	6-CC-IA-005	7/24/2018	Mainstage (northwest corner) air (1st Floor)	<0.099	<0.10	<0.10	<0.099	<0.099	<0.17	<0.14	<0.13	<0.13	--	--	--	--
6.00	Duplicate-2	7/24/2018	Mainstage (northwest corner) air (1st Floor) (Duplicate)	<0.099	<0.10	<0.10	<0.099	<0.099	<0.17	<0.14	<0.13	<0.13	--	--	--	--
6.00	6-CC-PSG-SW-107	9/15/2018	Perimeter soil gas (Southwest)	<8.0	<8.0	<8.0	<8.0	<8.0	**46**	<8.0	**450**	<8.0	--	<400	<400	<400
6.00	6-CC-PSG-SE-108	9/15/2018	Perimeter soil gas (Southeast)	<8.0	<8.0	<8.0	<8.0	<8.0	**89**	<8.0	**1,700**	<8.0	--	<400	<400	<400
6.00	6-CC-PSG-NW-109 [4]	9/15/2018	Perimeter soil gas (Northwest)	<8.0	<8.0	<8.0	<8.0	<8.0	**34**	<8.0	**304**	<8.0	--	<400	<400	<400
6.00	6-WC-IA-001	7/24/2018	Worship center room air (1st Floor)	<0.099	<0.10	**0.10**	<0.099	<0.099	<0.17	<0.14	<0.13	<0.13	--	--	--	--
6.00	6-WC-IA-002	7/24/2018	Worship center women's bathroom air (1st Floor)	<0.099	<0.10	<0.10	<0.099	<0.099	<0.17	<0.14	<0.13	<0.13	--	--	--	--
6.00	6-WC-IA-003	7/24/2018	Worship center women's dressing air (2nd Floor)	<0.099	<0.10	<0.10	<0.099	<0.099	<0.17	<0.14	<0.13	<0.13	--	--	--	--
6.00	6-WC-IA-004	7/24/2018	Worship center auditorium (back) air (1st Floor)	<0.099	<0.10	<0.10	<0.099	<0.099	<0.17	<0.14	<0.13	<0.13	--	--	--	--
6.00	6-WC-IA-005 [5]	7/24/2018	Worship center mainstage (back) air (1st Floor)	NR	NR	NR	NR	NR	NR	NR	NR	NR	--	--	--	--
6.00	6-WC-IA-006	7/24/2018	Worship center bookstore air (1st Floor)	<0.099	<0.10	**0.21**	<0.099	<0.099	<0.17	<0.14	<0.13	<0.13	--	--	--	--
6.00	6-WC-IA-007	7/24/2018	Worship center nursery air (1st Floor)	<0.099	<0.10	<0.10	<0.099	<0.099	<0.17	<0.14	<0.13	<0.13	--	--	--	--
6.00	6-WC-IA-008	7/24/2018	Worship center elevator air (1st Floor)	<0.099	<0.10	**0.11**	<0.099	<0.099	<0.17	<0.14	<0.13	<0.13	--	--	--	--
6.00	6-WC-IA-009	7/24/2018	Worship center lobby (utilities closet) air (1st Floor)	<0.099	<0.10	<0.10	<0.099	<0.099	<0.17	<0.14	<0.13	<0.13	--	--	--	--

TABLE A-7

HISTORICAL COMMERCIAL INDOOR AIR AND SOIL GAS SAMPLING RESULTS
Former Ford Aeronutronic Facility
Newport Beach, California

Building ID	Sample ID	Date	Location Description	Volatile Organic Compounds [1] ($\mu g/m^3$)									Leak Detection Compounds [1]			
				1,1-DCE	1,1-DCA	1,2-DCA	cis-1,2-DCE	trans-1,2-DCE	PCE	1,1,1-TCA	TCE	Vinyl Chloride	Helium (ppmv)	Heptane ($\mu g/m^3$)	Hexane ($\mu g/m^3$)	Pentane ($\mu g/m^3$)
6.00	6-WC-IA-010	7/24/2018	Worship center lobby air (1st Floor)	<0.10	<0.11	<0.11	<0.10	<0.10	<0.18	<0.14	<0.14	<0.13	--	--	--	--
6.00	6-WC-PSG-SE-110	9/15/2018	Worship center groom's room air (1st Floor)	<8.0	<8.0	<8.0	<8.0	<8.0	**29**	<8.0	**121**	<8.0	--	<400	<400	<400
6.00	6-WC-PSG-E-111	9/15/2018	Perimeter soil gas (East)	<8.0	<8.0	<8.0	<8.0	<8.0	**19**	<8.0	<8.0	<8.0	--	<400	<400	<400
6.00	6-WC-PSG-NE-112	9/15/2018	Perimeter soil gas (Northeast)	<8.0	<8.0	<8.0	<8.0	<8.0	**40**	<8.0	<8.0	<8.0	--	<400	**445** [6]	**1,560** [6]
6.00	6-CC-AA-030819	3/8/2019	RESAMPLE Outdoor air	<0.099	<0.10	<0.10	<0.099	<0.099	<0.17	<0.14	<0.13	<0.13	--	--	--	--
6.00	6-CC-01-030819	3/8/2019	RESAMPLE Men's bathroom air (1st Floor)	<0.099	<0.10	<0.10	<0.099	<0.099	<0.17	<0.14	<0.13	<0.13	--	--	--	--
6.00	6-CC-11-030819	3/8/2019	RESAMPLE Men's bathroom air (1st Floor) (Duplicate)	<0.099	<0.10	<0.10	<0.099	<0.099	<0.17	<0.14	<0.13	<0.13	--	--	--	--
6.00	6-CC-02-030819	3/8/2019	RESAMPLE Kitchen air (1st Floor)	<0.099	<0.10	**0.10**	<0.099	<0.099	<0.17	<0.14	<0.13	<0.13	--	--	--	--
6.00	6-CC-03-030819	3/8/2019	RESAMPLE Main room (stage) air (1st Floor)	<0.099	<0.10	<0.10	<0.099	<0.099	<0.17	<0.14	<0.13	<0.13	--	--	--	--
6.00	6-CC-04-030819	3/8/2019	RESAMPLE Main room (stage southwest corner) air (1st Floor)	<0.099	<0.10	<0.10	<0.099	<0.099	<0.17	<0.14	<0.13	<0.13	--	--	--	--
6.00	6-CC-05-030819	3/8/2019	RESAMPLE Mainstage (northwest corner) air (1st Floor)	<0.099	<0.10	**0.10**	<0.099	<0.099	<0.17	<0.14	<0.13	<0.13	--	--	--	--
6.00	6-CC-55-030819	3/8/2019	RESAMPLE Mainstage (northwest corner) air (1st Floor) (Duplicate)	<0.099	<0.10	**0.10**	<0.099	<0.099	<0.17	<0.14	<0.13	<0.13	--	--	--	--
6.00	6-CC-PSG-SW-107	3/9/2019	Perimeter soil gas (Southwest)	<8.0	<8.0	<8.0	<8.0	<8.0	**20**	<8.0	**505**	<8.0	--	<80	<80	<80
6.00	6-CC-PSG-SE-108	3/9/2019	Perimeter soil gas (Southeast)	<8.0	<8.0	<8.0	<8.0	<8.0	**56**	<8.0	**1,660**	<8.0	--	<80	<80	<80
6.00	6-CC-PSG-NW-109 [4]	3/9/2019	Perimeter soil gas (Northwest)	<8.0	<8.0	<8.0	<8.0	<8.0	**14**	<8.0	**395**	<8.0	--	<80	<80	<80
6.00	6-WC-01-030819	3/8/2019	RESAMPLE Worship center women's bathroom air (1st Floor)	<0.099	<0.10	<0.10	<0.099	<0.099	<0.17	<0.14	<0.13	<0.13	--	--	--	--
6.00	6-WC-02-030819	3/8/2019	RESAMPLE Worship center women's dressing air (2nd Floor)	<0.099	<0.10	<0.10	<0.099	<0.099	<0.17	<0.14	<0.13	<0.13	--	--	--	--
6.00	6-WC-03-030819	3/8/2019	RESAMPLE Worship center auditorium (back) air (1st Floor)	<0.099	<0.10	<0.10	<0.099	<0.099	<0.17	<0.14	<0.13	<0.13	--	--	--	--
6.00	6-WC-04-030819	3/8/2019	RESAMPLE Worship center mainstage (back) air (1st Floor)	<0.099	<0.10	<0.10	<0.099	<0.099	<0.17	<0.14	<0.13	<0.13	--	--	--	--
6.00	6-WC-05-030819	3/8/2019	RESAMPLE Worship center bookstore air (1st Floor)	<0.099	<0.10	<0.10	<0.099	<0.099	<0.17	<0.14	<0.13	<0.13	--	--	--	--
6.00	6-WC-06-030819	3/8/2019	RESAMPLE Worship center nursery air (1st Floor)	<0.099	<0.10	<0.10	<0.099	<0.099	<0.17	<0.14	<0.13	<0.13	--	--	--	--
6.00	6-WC-07-030819	3/8/2019	RESAMPLE Worship center elevator air (1st Floor)	<0.099	<0.10	<0.10	<0.099	<0.099	<0.17	<0.14	<0.13	<0.13	--	--	--	--
6.00	6-WC-08-030819	3/8/2019	RESAMPLE Worship center lobby (utilities closet) air (1st Floor)	<0.099	<0.10	<0.10	<0.099	<0.099	<0.17	<0.14	<0.13	<0.13	--	--	--	--
6.00	6-WC-09-030819	3/8/2019	RESAMPLE Worship center lobby air (1st Floor)	<0.099	<0.10	<0.10	<0.099	<0.099	<0.17	<0.14	<0.13	<0.13	--	--	--	--
6.00	6-WC-10-030819	3/8/2019	RESAMPLE Worship center groom's room air (1st Floor)	<0.099	<0.10	<0.10	<0.099	<0.099	<0.17	<0.14	<0.13	<0.13	--	--	--	--
6.00	6-WC-PSG-SE-110	3/9/2019	Perimeter soil gas (Southeast)	<8.0	<8.0	<8.0	<8.0	<8.0	<8.0	<8.0	**24**	<8.0	--	<80	<80	<80
6.00	6-WC-PSG-E-111	3/9/2019	Perimeter soil gas (East)	<8.0	<8.0	<8.0	<8.0	<8.0	<8.0	<8.0	<8.0	<8.0	--	<80	<80	<80
6.00	6-WC-PSG-E-111 REP	3/9/2019	Perimeter soil gas (East) (Replicate)	<8.0	<8.0	<8.0	<8.0	<8.0	<8.0	<8.0	<8.0	<8.0	--	<80	<80	<80
6.00	6-WC-PSG-NE-112	3/9/2019	Perimeter soil gas (Northeast)	<8.0	<8.0	<8.0	<8.0	<8.0	<8.0	<8.0	<8.0	<8.0	--	<80	<80	<80
8.00	MINICOMM-01-082318	8/23/2018	Office air (1st Floor)	<0.099	<0.10	**0.22**	<0.099	<0.099	<0.17	<0.14	<0.13	<0.13	--	--	--	--
8.00	MINICOMM-01-082318 DUP	8/23/2018	Office air (1st Floor) (Duplicate)	<0.099	<0.10	**0.23**	<0.099	<0.099	<0.17	<0.14	<0.13	<0.13	--	--	--	--
8.00	MINICOMM-02-082318	8/23/2018	Office closet air (1st Floor)	<0.099	<0.10	**0.28**	<0.099	<0.099	<0.17	<0.14	<0.13	<0.13	--	--	--	--
8.00	MINICOMM-03-082318	8/23/2018	Garage/playroom air (1st Floor)	<0.099	<0.10	**0.21**	<0.099	<0.099	<0.17	<0.14	<0.13	<0.13	--	--	--	--
8.00	MINIA1017-SS-082418	8/24/2018	Storage Unit (A1017) Sub-slab soil gas	<2.8	<2.9	<2.9	<2.8	<2.8	**15**	<3.9	<3.8	<1.8	**472**	--	--	--
8.00	8-MINICOMM-01-032019	3/20/2019	RESAMPLE Office air (1st Floor)	<0.099	<0.10	<0.10	<0.099	<0.099	<0.17	<0.14	<0.13	<0.13	--	--	--	--
8.00	8-MINICOMM-11-032019	3/20/2019	RESAMPLE Office air (1st Floor) (Duplicate)	<0.099	<0.10	<0.10	<0.099	<0.099	<0.17	<0.14	<0.13	<0.13	--	--	--	--
8.00	8-MINICOMM-02-032019	3/20/2019	RESAMPLE Office closet air (1st Floor)	<0.099	<0.10	<0.10	<0.099	<0.099	<0.17	<0.14	<0.13	<0.13	--	--	--	--
8.00	8-MINICOMM-03-032019	3/20/2019	RESAMPLE Garage/playroom air (1st Floor)	<0.099	<0.10	<0.10	<0.099	<0.099	<0.17	<0.14	<0.13	<0.13	--	--	--	--
8.00	8-MINI101A-SS-032119	3/21/2019	RESAMPLE Storage Unit (A1014) Sub-slab soil gas[7]	<2.0	<2.0	<2.0	<2.0	<2.0	**37**	<2.7	**86**	<1.3	**245**	--	--	--
Screening Levels																
Indoor Air Commercial Screening Level (Long-term)[8]				310	7.7	0.47	35	350	2.0	4,400	3.0	0.16	--	--	--	--
TCE Indoor Air Commercial Accelerated Response Action Level (Short-term)[8]				--	--	--	--	--	--	--	8	--	--	--	--	--
TCE Indoor Air Commercial Urgent Response Action Level (Short-term)[9]				--	--	--	--	--	--	--	24	--	--	--	--	--

TABLE A-7

HISTORICAL COMMERCIAL INDOOR AIR AND SOIL GAS SAMPLING RESULTS
Former Ford Aeronutronic Facility
Newport Beach, California

Notes
1. Indoor and outdoor air samples were analyzed for volatile organic compounds in accordance with U.S. EPA TO-15 SIM by Eurofins Cal Science on a Rush 48 hour turn-around-time
   Soil gas samples associated with the indoor air sampling were
   - collected by Wood staff and analyzed by Calscience using U.S. Environmental Protection Agency (U.S. EPA) Method TO-15 for volatile organic compounds (VOCs) and ASTM D-1946 (M) for helium, used as a leak check compound, or
   - collected and analyzed by Jones Environmental, Inc. Santa Fe Springs, California using U.S. EPA Method 8260B. Jones used n-pentane, n-hexane, and n-heptane as leak-check compounds
2. Indoor and ambient air samples were collected over an 8-hour period ending on the date shown.
3. Analyte detections are shown in **bold**.
4. Sample 6-CC-PSG-NW-109 was erroneously reported as 6-CC-PSG-NE-109 on previously submitted Commercial Indoor Air and Soil Gas Sampling Results report tables. However during a later process of data evaluation, the mislabeling issue was identified and corrected. This inaccuracy did not affect recommendations presented in the previous reports
5. Sample 6-WC-IA-005 was unintentionally contaminated during laboratory analytical procedures, so its results were not reported by the laboratory.
6. Laboratory report states that this detection does not represent the tracer mix and that this compound was most likely present in the sample. Therefore, the detection is not indicative of leaks in the system.
7. Due to ongoing remodeling work at this property during the sampling event, the RESAMPLE was collected from an adjacent storage unit on the same slab
8. U.S. EPA 2017 Regional Screening Level and 2016 San Francisco Water Quality Control Board Environmental Screening Levels
9. Department of Toxic Substance Control (DTSC) 2014 Human Health Risk Assessment Note 5: Health-based Indoor Air Screening Criteria for Trichloroethylene (TCE)

Abbreviations and Data Qualifiers
-- = not applicable
< = The constituent was not detected at or above the laboratory reporting limit shown.
$\mu g/m^3$ = micrograms per meter cubed
DCA = dichloroethane
DCE = dichloroethene
DUP = duplicate
J = The result is an estimated quantity. The associated numerical value is the approximate concentration of the analyte in the sample
NR = not reported
PCE = tetrachloroethene
ppmv = parts per million by volume
TCA = trichloroethane
TCE = trichloroethene
UJ = The analyte was analyzed for, but was not detected. The reported quantitation limit is approximate and may be inaccurate or imprecise
U.S. EPA = U.S. Environmental Protection Agency

TABLE A-8

HISTORICAL SEWER GAS SAMPLING RESULTS
Former Ford Aeronutronic Facility
Newport Beach, California

Sample Location	Parcel	Sample ID	Date Sampled	Location Description	Depth of Sample (feet bgs)	Depth of Water (feet)	Depth to Bottom (feet bgs)	Volatile Organic Compounds [1] ($\mu g/m^3$)								
								1,1-DCE	1,1-DCA	1,2-DCA	cis-1,2-DCE	trans-1,2-DCE	PCE	1,1,1-TCA	TCE	Vinyl Chloride
MHH01-001	ROW	MHH01-001-080219	8/2/2019	Sewer manhole gas (Ford Road)	7.00	0.00	8.00	<2.0	<2.0	<2.0	<2.0	<2.0	<3.4	<2.7	**3.4** [2]	<1.3
MHH01-002	ROW	MHH01-002-080219	8/2/2019	Sewer manhole gas (Ford Road)	5.42	0.00	6.42	<2.0	<2.0	<2.0	<2.0	<2.0	**6.5**	<2.7	**4.0**	<1.3
MHH01-003	ROW	MHH01-003-080219	8/2/2019	Sewer manhole gas (Ford Road)	6.33	0.00	7.33	<2.0	<2.0	<2.0	<2.0	<2.0	<3.4	<2.7	<2.7	<1.3
MHH01-003	ROW	MHH01-003-080219-DUP	8/2/2019	Sewer manhole gas (Ford Road) duplicate	6.33	0.00	7.33	<2.0	<2.0	<2.0	<2.0	<2.0	<3.4	<2.7	<2.7	<1.3
MHH01-004	ROW	MHH01-004-080219	8/2/2019	Sewer manhole gas (Ford Road)	8.00	0.17	9.17	<2.0	<2.0	<2.0	<2.0	<2.0	<3.4	<2.8	**3.9**	<1.3
MHH01-005	ROW	MHH01-005-080219	8/2/2019	Sewer manhole gas (Ford Road)	7.08	0.17	8.25	<2.2	<2.2	<2.2	<2.2	<2.2	<3.7	<3.0	**4.5**	<1.4
MHH01-006	ROW	MHH01-006-080219	8/2/2019	Sewer manhole gas (Ford Road)	6.16	0.17	7.33	<2.0	<2.0	<2.0	<2.0	<2.0	<3.4	<2.7	<2.7	<1.3
MHH01-160	ROW	MHH01-160-080219	8/2/2019	Sewer manhole gas (Ford Road)	6.00	0.17	7.17	<2.0	<2.0	<2.0	<2.0	<2.0	<3.4	<2.7	<2.7	<1.3
MHH01-068	12	MHH01-068-071819	7/18/2019	Sewer manhole gas (Belcourt Drive)	8.58	0.25	9.83	<2.0	<2.0	<2.0	<2.0	<2.0	<3.4	<2.7	<2.7	<1.3
MHH01-069	12	MHH01-069-071819	7/18/2019	Sewer manhole gas (Belcourt Drive)	10.33	0.00	11.33	**4.7**	<2.0	<2.0	<2.0	<2.0	<3.4	<2.7	<2.7	<1.3
MHH01-070	12	MHH01-070-071819	7/18/2019	Sewer manhole gas (Cheshire Court)	4.42	0.00	5.42	<2.0	<2.0	<2.0	<2.0	<2.0	**61** [3]	<2.7	<2.7	<1.3
MHH01-071	12	MHH01-071-071819	7/18/2019	Sewer manhole gas (Belcourt Drive)	10.33	0.17	11.50	**6.8**	<2.0	<2.0	**2.8**	<2.0	**25**	<2.7	**36**	<1.3
MHH01-071	12	MHH01-071-080119	8/1/2019	Sewer manhole gas (Belcourt Drive)	10.33	0.17	11.50	**9.8**	<2.0	<2.0	<2.0	<2.0	<3.4	<2.7	<2.7	<1.3
MHH01-072	12	MHH01-072-080119	8/1/2019	Sewer manhole gas (Belcourt Drive)	11.33	0.00	12.33	**3.4**	<2.0	<2.0	<2.0	<2.0	<3.4	<2.7	<2.7	<1.3
MHH01-239	13	MHH01-239-071819	7/18/2019	Sewer manhole gas (Oak Tree Drive)	6.76	0.00	7.76	<2.0	<2.0	<2.0	<2.0	<2.0	**5.5**	<2.7	<2.7	<1.3
MHH01-239	13	MHH01-239-071819-DUP	7/18/2019	Sewer manhole gas (Oak Tree Drive) duplicate	6.76	0.00	7.76	<2.1	<2.1	**2.8**	<2.1	<2.1	<3.6	<2.9	<2.8	<1.3
MHH01-243	13	MHH01-243-071819	7/18/2019	Sewer manhole gas (Honors Drive)	6.34	0.08	7.42	<2.0	<2.0	<2.0	<2.0	<2.0	<3.4	<2.7	<2.7	<1.3
MHH01-244	13	MHH01-244-071819	7/18/2019	Sewer manhole gas (Honors Drive)	6.00	0.00	7.00	**2.9**	<2.0	<2.0	<2.0	<2.0	**6.5**	<2.7	<2.7	<1.3
13.26-SL	13	13.26-SL-102219	10/22/2019	Sewer lateral gas (11 Singletree Drive)	1.50	--	--	<2.0	<2.0	<2.0	<2.0	<2.0	<3.4	<2.7	<2.7	<1.3
MHH01-253	13	MHH01-253-102219	10/22/2019	Sewer manhole gas (Singletree Drive)	5.83	0.00	6.83	<2.1	<2.1	<2.1	<2.1	<2.1	<3.6	<2.9	<2.8	<1.3
MHH01-254	13	MHH01-254-102219	10/22/2019	Sewer manhole gas (Singletree Drive)	7.92	0.00	8.92	<2.1	<2.1	<2.1	<2.1	<2.1	**22**	<2.8	<2.8	<1.3
MHH01-255	13	MHH01-255-102219	10/22/2019	Sewer manhole gas (Long Bay Drive)	7.83	0.00	8.83	<2.0	<2.0	<2.0	<2.0	<2.0	<3.4	<2.7	<2.7	<1.3
13.74-SL	13	13.74-SL-102021	10/20/2021	Sewer lateral gas (Honors Drive)	0.25	--	--	<0.099	<0.10	<0.10	<0.099	<0.099	<0.17	<0.14	<0.13	<0.13
PMHH04-019	16	PMHH04-019-080119	8/1/2019	Private sewer manhole gas (BCA)	8.42	0.00	9.42	<2.0	<2.0	<2.0	<2.0	<2.0	<3.4	<2.7	<2.7	<1.3
PMHH04-029	16	PMHH04-029-080119	8/1/2019	Private sewer manhole gas (BCA)	5.58	0.00	6.58	<2.0	<2.0	<2.0	<2.0	<2.0	<3.4	<2.7	<2.7	<1.3
MHH01-007	22	MHH01-007-080119	8/1/2019	Sewer manhole gas (Southampton Court)	10.25	0.00	11.25	**7.2**	<2.0	<2.0	<2.0	**5.5**	<3.4	<2.7	**21**	<1.3
Screening Levels																
Residential Sewer Gas Screening Levels [4]								2,400	60	3.7	280	2,800	15	33,000	16	0.32

Notes

1. Sewer manhole gas samples were analyzed for VOCs in accordance with U.S. EPA TO-15 Eurofins Calscience LLC of Garden Grove, California. The sample collected from the private sewer lateral at 13.74 was analyzed for VOCs in accordance with U.S. EPA TO-15 SIM Eurofins Calscience LLC of Garden Grove, California.
2. Analyte detections are shown in **bold.**
3. Sewer gas results that exceed the residential sewer gas screening levels are highlighted in yellow.
4. Residential sub-slab soil gas/sewer gas screening levels were derived from DTSC-SLs for residential air, or U.S. EPA Residential Screening Levels if DTSC-SLs were not available. The soil gas screening levels were calculated by dividing the residential air screening levels by a sub-slab attenuation factor of 0.03.

Abbreviations

-- = not applicable
$\mu g/m^3$ = micrograms per meter cubed
bgs = below ground surface
DCA = dichloroethane
DCE = dichloroethene
DTSC = Department of Toxic Substance Control
MH = manhole
PCE = tetrachloroethene
PMH = private sewer manhole
ROW = City of Newport Beach right of way
SIM = selective ion monitoring
SL = sewer lateral
TCA = trichloroethane
TCE = trichloroethene
U.S. EPA = U.S. Environmental Protection Agency
VOCs = volatile organic compounds

TABLE A-9

HISTORICAL HAPSITE FIELD SAMPLING RESULTS
Former Ford Aeronutronics Facility
Newport Beach, California.

Sample ID	Sample Location	Floor	Sample Type	Mylar Sheeting Application		Sample Start Time		Analysis Start Time		Reported Concentration [1]		PID (ppm)		Notes
				Date	Time	Date	Time	Date	Time	PCE [2] ($\mu g/m^3$)	TCE [3] ($\mu g/m^3$)	Ambient	Under Mylar	
Indoor Ambient														
01-102219	Playroom	1st	IA	NA	NA	10/22/2019	10:51 AM	10/22/2019	11:00 AM	ND<1.4	ND<1.1	0.228	NA	Warm day, front door and garage remained open during sampling
02-102219	Bathroom	1st	IA	NA	NA	10/22/2019	10:55 AM	10/22/2019	11:11 AM	ND<1.4	ND<1.1	0.234	NA	
03-102219	Entry/Dining	1st	IA	NA	NA	10/22/2019	10:59 AM	10/22/2019	11:20 AM	ND<1.4	ND<1.1	0.155	NA	
04-102219	Master Bathroom	2nd	IA	NA	NA	10/22/2019	11:02 AM	10/22/2019	11:25 AM	ND<1.4	ND<1.1	0.220	NA	
01-102319	Master Bedroom	2nd	IA	NA	NA	10/22/2019	11:05 AM	10/23/2019	8:27 AM	18	ND<1.1	0.174	NA	
Possible Preferential Pathway														
02-102319	Wall Cleanout, Playroom	1st	PP	10/22/2019	10:00 AM	10/22/2019	11:23 AM	10/23/2019	8:35 AM	2.6	ND<1.1	0.004	0.14	
04-102319	Toilet Base, Bathroom	1st	PP	10/22/2019	10:10 AM	10/22/2019	12:27 PM	10/23/2019	8:52 AM	2.8	ND<1.1	0.040	>20	PID alarm sounded
10-102319	Kitchen Sink	1st	PP	10/22/2019	10:16 AM	10/22/2019	12:34 PM	10/23/2019	9:46 AM	4.5	ND<1.1	0.096	0.42	
03-102319	Shower Drain, Bathroom	1st	PP	10/22/2019	10:04 AM	10/22/2019	11:27 AM	10/23/2019	8:45 AM	2.6	ND<1.1	0.040	>10	PID alarm sounded
05-102319	Shower Drain, Master Bathroom	2nd	PP	10/22/2019	10:32 AM	10/22/2019	1:13 PM	10/23/2019	9:00 AM	6.4	ND<1.1	0.280	>13.5	PID alarm sounded
11-102319	Hers Sink, Master Bathroom	2nd	PP	10/22/2019	10:35 AM	10/22/2019	1:00 PM	10/23/2019	9:54 AM	4.6	ND<1.1	0.236	4.046	
12-102319	His Sink, Master Bathroom	2nd	PP	10/22/2019	10:39 AM	10/22/2019	1:09 PM	10/23/2019	10:03 AM	4.4	ND<1.1	0.259	0.435	
Material Sample														
07-102319	Pillow, Entry	1st	MS	10/22/2019	10:24 AM	10/22/2019	12:48 PM	10/23/2019	9:19 AM	3.2	ND<1.1	0.142	6.322	
08-102319	Carpet, Dining Room	1st	MS	10/22/2019	10:25 AM	10/22/2019	12:41 PM	10/23/2019	9:28 AM	3.6	ND<1.1	0.142	2.377	
09-102319	Curtain, Entry	1st	MS	10/22/2019	10:20 AM	10/22/2019	12:54 PM	10/23/2019	9:37 AM	3.0	ND<1.1	0.142	6.348	
06-102319	Pillow, Master Bedroom	2nd	MS	10/22/2019	10:45 AM	10/22/2019	1:23 PM	10/23/2019	9:09 AM	3.0	ND<1.1	0.250	2.079	
13-102319	Carpet, Master Bedroom	2nd	MS	10/22/2019	10:44 AM	10/22/2019	1:18 PM	10/23/2019	10:12 AM	3.5	ND<1.1	0.237	2.68	
14-102319	Air Wick, Master Bedroom	2nd	MS	10/22/2019	10:47 AM	10/22/2019	1:32 PM	10/23/2019	10:22 AM	2.2	ND<1.1	0.453	>17	PID alarm sounded
Material Blanks														
18-102319	Duct Tape	NA	MB	10/23/2019	11:30 AM	10/23/2019	12:00 PM	10/23/2019	12:00 PM	ND<1.4	ND<1.1	NA	NA	
19-102319	Mylar	NA	MB	10/23/2019	11:35 AM	10/23/2019	12:10 PM	10/23/2019	12:10 PM	ND<1.4	ND<1.1	NA	NA	

Notes

1. PCE and TCE field measurements were conducted using the HAPSITE, a portable gas chromatograph/mass spectrometer.
2. The reporting limit for PCE is 1.4 $\mu g/m^3$.
3. The reporting limit for TCE is 1.1 $\mu g/m^3$.

Abbreviations

$\mu g/m^3$ = micrograms per cubic meter
IA = indoor ambient air
MB = material blank
MS = material sample
NA = not applicable
ND = not detected at or above the laboratory reporting limit
PCE = tetrachloroethene
PID = photoionization detector
PP = preferential pathway
PPM = parts per million
TCE = trichloroethene

TABLE A-10

HISTORICAL GRAB GROUNDWATER SAMPLING RESULTS
Former Ford Aeronutronic Facility
Newport Beach, California

Sampling Location	Sample ID	Date Sampled	Depth of Sample (feet bgs)	Volatile Organic Compounds [1] (µg/L)									Semi Volatile Organic Compounds [1] (µg/L)
				1,1-DCE	1,1-DCA	1,2-DCA	cis-1,2-DCE	trans-1,2-DCE	PCE	1,1,1-TCA	TCE	Vinyl Chloride	1,4-Dioxane
North Area													
SG-10-03	SG-10-03-GGW-60	5/21/2020	60.0	**0.65 J [2]**	<2.0	<2.0	<2.0	<2.0	**3.2**	<2.0	**31**	<5.0	<0.19
SG-10-03	SG-10-03-GGW1*	5/21/2020	60.0	**1.1 J**	<2.0	<2.0	<2.0	<2.0	**3.3**	<2.0	**33**	<5.0	**0.11 J**
SG-11-01	SG-11-01-55-GGW	7/22/2020	55.0	**1.1 J**	<2.0	<2.0	<2.0	<2.0	**5.5**	<2.0	**17**	<5.0	**0.38**
SG-11-01	SG-11-01-70-GGW	8/19/2020	70.0	<2.0	<2.0	<1.0	<2.0	<2.0	<2.0	<2.0	**2.8**	<1.0	<0.50
SG-13-01	SG-13-01-GGW-55	7/21/2020	55.0	**0.74 J**	<2.0	**0.75 J**	<2.0	<2.0	**6.9**	<2.0	**24**	<5.0	**0.83**
SG-22-01	SG-22-01-30-GGW	9/28/2020	30.0	**8.9**	**2.9**	<0.50	**15**	<1.0	<1.0	<1.0	**140**	<0.50	**3.1**
SG-22-01	SG-22-01-39-GGW	9/28/2020	39.0	**27**	**9.0**	<1.0	**59**	**2.0**	<2.0	<2.0	**340**	<1.0	**17**
SG-22-01	SG-22-01-GGW1*	9/28/2020	39.0	**29**	**8.6**	<1.0	**58**	**1.8 J**	<2.0	<2.0	**330**	<1.0	**17**
SG-22-01	SG-22-01-50-GGW	9/28/2020	50.0	**82**	**22**	<2.0	**150**	**2.8 J**	<4.0	<4.0	**880**	<2.0	**58**
SG-CAL-01	SG-CAL-01-32-GGW	9/29/2020	32.0	**1.7**	<1.0	**1.2**	<1.0	<1.0	**1.7**	<1.0	**95**	<0.50	**3.5**
SG-CAL-01	SG-CAL-01-42-GGW	9/29/2020	42.0	**1.7**	<1.0	**1.1**	<1.0	<1.0	**2.4**	<1.0	**91**	<0.50	**2.1**
SG-CAL-01	SG-CAL-01-GGW2*	9/29/2020	42.0	**1.7**	<1.0	**1.1**	<1.0	<1.0	**2.2**	<1.0	**88**	<0.50	**2.6**
SG-CAL-01	SG-CAL-01-53-GGW	9/30/2020	53.0	**1.2 J**	<2.0	**0.92 J**	<2.0	<2.0	**1.0 J**	<2.0	**64**	<1.0	**3.1**
GGW-19	GGW-19-20	9/24/2021	20.0	<1.0	<1.0	<0.50	<1.0	<1.0	<1.0	<1.0	**1.4**	<0.50	--
GGW-19	GGW-19-29	9/24/2021	29.0	<2.0	<2.0	<1.0	<2.0	<2.0	<2.0	<2.0	<2.0	<1.0	--
GGW-19	GGW-19-40	9/24/2021	40.0	<2.0	<2.0	<1.0	<2.0	<2.0	<2.0	<2.0	<2.0	<1.0	--
GGW-20	GGW-20-32	9/21/2021	32.0	<1.0	<1.0	<0.50	<1.0	<1.0	<1.0	<1.0	<1.0	<0.50	--
GGW-20	GGW-20-42	9/21/2021	42.0	<1.0	<1.0	<0.50	<1.0	<1.0	<1.0	<1.0	<1.0	<0.50	--
GGW-20	GGW-20-50	9/22/2021	50.0	<1.0	<1.0	<0.50	<1.0	<1.0	<1.0	<1.0	<1.0	<0.50	--
GGW-20	GGW-20-50 DUP*	9/22/2021	50.0	<1.0	<1.0	<0.50	<1.0	<1.0	<1.0	<1.0	<1.0	<0.50	--
GGW-20	GGW-20-60	9/22/2021	60.0	<1.0	<1.0	<0.50	<1.0	<1.0	<1.0	<1.0	**0.44 J**	<0.50	--
GGW-20	GGW-20-70	9/22/2021	70.0	<1.0	<1.0	<0.50	<1.0	<1.0	<1.0	<1.0	<1.0	<0.50	--
GGW-20	GGW-20-80	9/22/2021	80.0	<1.0	<1.0	<0.50	<1.0	<1.0	<1.0	<1.0	<1.0	<0.50	--
GGW-21	GGW-21-32	9/28/2021	32.0	**3.0**	<1.0	**2.8**	**0.55 J**	<1.0	**6.0**	<1.0	**310**	<0.50	--
GGW-21	GGW-21-40	9/28/2021	40.0	**4.1**	<1.0	**3.3**	**0.68 J**	<1.0	**7.9**	<1.0	**280**	<0.50	--
GGW-21	GGW-21-52	9/29/2021	52.0	**1.9 J**	<2.0	**2.5**	<2.0	<2.0	**1.2 J**	<2.0	**85**	<1.0	--
GGW-21	GGW-21-62	9/29/2021	62.0	<2.0	<2.0	**0.68 J**	<2.0	<2.0	<2.0	<2.0	**18**	<1.0	--
GGW-21	GGW-21-72	9/29/2021	72.0	<1.0	<1.0	<0.50	<1.0	<1.0	<1.0	<1.0	1.0 U	<0.50	--
GGW-21	GGW-21-82	9/30/2021	82.0	<1.0	<1.0	<0.50	<1.0	<1.0	<1.0	<1.0	<1.0	<0.50	--
GGW-21	GGW-21- DUP*	9/30/2021	82.0	<1.0	<1.0	<0.50	<1.0	<1.0	<1.0	<1.0	<1.0	<0.50	--
GGW-21	GGW-21-92	9/30/2021	92.0	<1.0	<1.0	<0.50	<1.0	<1.0	<1.0	<1.0	<1.0	<0.50	--
GGW-21	GGW-21-112	10/1/2021	112.0	<1.0	<1.0	<0.50	<1.0	<1.0	<1.0	<1.0	<1.0	<0.50	--
GGW-24	GGW-24-44	1/18/2022	44.0	**0.77 J**	<2.0	**1.0**	<2.0	<2.0	<2.0	<2.0	**43**	<1.0	--
GGW-24	GGW-24-52	1/18/2022	52.0	**0.77 J**	<1.0	**0.39 J**	<1.0	<1.0	<1.0	<1.0	**19**	<0.50	--
GGW-24	GGW-24- DUP*	1/18/2022	52.0	**1.0**	<1.0	**0.39 J**	<1.0	<1.0	<1.0	<1.0	**22**	<0.50	--

TABLE A-10

HISTORICAL GRAB GROUNDWATER SAMPLING RESULTS
Former Ford Aeronutronic Facility
Newport Beach, California

Sampling Location	Sample ID	Date Sampled	Depth of Sample (feet bgs)	Volatile Organic Compounds [1] (µg/L)									Semi Volatile Organic Compounds [1] (µg/L)
				1,1-DCE	1,1-DCA	1,2-DCA	cis-1,2-DCE	trans-1,2-DCE	PCE	1,1,1-TCA	TCE	Vinyl Chloride	1,4-Dioxane
GGW-25	GGW-25-53	1/20/2022	53.0	**3.7**	<2.0	**27**	**1.8 J**	<2.0	**5.5**	<2.0	**360**	<1.0	--
GGW-26	GGW-26-15.5	1/19/2022	15.5	**0.60 J**	<1.0	**1.6 J+**	**2.6**	<1.0	**1.1**	<1.0	**29 J+**	<0.50	--
GGW-26	GGW-26-24	1/19/2022	24.0	**1.6**	<1.0	**2.0 J+**	**2.9**	**0.37 J**	**3.9**	<1.0	**70 J+**	<0.50	--
GGW-26	GGW-26-34	1/19/2022	34.0	<1.0	<1.0	<0.50	**3.3**	<1.0	<1.0	<1.0	**2.3 J+**	<0.50	--
GGW-27	GGW-27-37	7/18/2022	37.0	<20	<20	<10	<20	<20	<20	<20	<20	<10	--
GGW-27	GGW-27-47	7/18/2022	47.0	<1.0	<1.0	<0.50	<1.0	<1.0	<1.0	<1.0	**0.52 J**	<0.50	--
GGW-27	GGW-27-57	7/19/2022	57.0	<1.0	<1.0	<0.50	<1.0	<1.0	<1.0	<1.0	<1.0	<0.50	--
GGW-27	GGW-27-57 DUP	7/19/2022	57.0	<1.0	<1.0	<0.50	<1.0	<1.0	<1.0	<1.0	<1.0	<0.50	--
GGW-28	GGW-28-44	7/20/2022	44.0	<8.0	<8.0	<4.0	<8.0	<8.0	<8.0	<8.0	<8.0	<4.0	--
GGW-28	GGW-28-52	7/20/2022	52.0	<2.0	<2.0	<1.0	<2.0	<2.0	<2.0	<2.0	<2.0	<1.0	--
Big Canyon Arroyo Area and Parcel 22													
SG-ROW-01	SG-ROW-01-30-GGW	9/23/2020	30.0	**21**	**8.6**	<0.50	**45**	**5.1**	<1.0	<1.0	**190**	**0.21 J**	**26**
SG-ROW-01	SG-ROW-01-40-GGW	9/23/2020	40.0	**12**	**5.4**	<0.50	**29**	**3.0**	<1.0	<1.0	**130**	<0.50	**19**
SG-ROW-01	SG-ROW-01-50-GGW	9/24/2020	50.0	**22 J+**	**9.2 J+**	<0.50	**50 J+**	**4.8 J+**	<1.0	<1.0	**180 J+**	**1.0**	**34**
GGW-11	GGW-11-63	2/17/2021	63.0	**110**	**24**	<1.0	**180**	**7.1**	<2.0	<2.0	**1,000**	**1.5**	--
GGW-11	GGW-11-73	2/17/2021	73.0	**8.1**	**5.4**	<1.0	**41**	**1.1 J**	<2.0	<2.0	**100**	<1.0	--
GGW-11	GGW-11-GGW1*	2/17/2021	73.0	**7.5**	**5.0**	<1.0	**43**	**1.1 J**	<2.0	<2.0	**100**	<1.0	--
GGW-11	GGW-11-83	2/17/2021	83.0	<1.0	<1.0	<0.50	<1.0	<1.0	<1.0	<1.0	**1.2**	<0.50	--
GGW-12	GGW-12-46	2/19/2021	46.0	**23**	**15**	<0.50	120	**5.2**	**0.45 J**	<1.0	**460**	<0.50	--
GGW-12	GGW-12-56	2/22/2021	56.0	**45**	**24**	<2.0	**180**	**17**	<4.0	<4.0	**610**	<2.0	--
GGW-12	GGW-12-66	2/22/2021	66.0	**44**	**24**	<2.0	**180**	**16**	<4.0	<4.0	**600**	<2.0	--
GGW-12	GGW-12-76	2/22/2021	76.0	**43**	**18**	<2.0	**180**	**20**	<4.0	<4.0	**480**	<2.0	--
GGW-12	GGW-12-86	2/23/2021	86.0	<8.0	<8.0	<4.0	**8.6**	<8.0	<8.0	<8.0	**13**	<4.0	--
GGW-12	GGW-12-96	2/23/2021	96.0	**4.5**	<4.0	<2.0	**20**	<4.0	<4.0	<4.0	**12**	<2.0	--
GGW-12	GGW-12-106	2/25/2021	106.0	<1.0	<1.0	<0.50	**1.5**	<1.0	<1.0	<1.0	<1.0	<0.50	--
GGW-13	GGW-13-106	3/3/2021	106.0	<2.0	<2.0	<1.0	<2.0	<2.0	<2.0	<2.0	<2.0	<1.0	--
GGW-14	GGW-14-81	2/27/2021	81.0	<1.0	<1.0	<0.50	<1.0	<1.0	<1.0	<1.0	<1.0	<0.50	--
GGW-15	GGW-15-71	3/9/2021	71.0	<1.0	<1.0	<0.50	<1.0	<1.0	<1.0	<1.0	<1.0	<0.50	--
GGW-15	GGW-15-83	3/9/2021	83.0	<1.0	<1.0	<0.50	<1.0	<1.0	<1.0	<1.0	<1.0	<0.50	--
GGW-15	GGW-15-GGW2*	3/9/2021	83.0	<1.0	<1.0	<0.50	<1.0	<1.0	<1.0	<1.0	<1.0	<0.50	--
GGW-16	GGW-16-51	3/11/2021	51.0	<2.0	<2.0	<1.0	<2.0	<2.0	<2.0	<2.0	<2.0	<1.0	--
GGW-16	GGW-16-61	3/11/2021	61.0	<1.0	<1.0	<0.50	<1.0	<1.0	<1.0	<1.0	<1.0	<0.50	--
GGW-16	GGW-16-85	3/12/2021	85.0	<1.0	<1.0	<0.50	<1.0	<1.0	<1.0	<1.0	<1.0	<0.50	--
GGW-16	GGW-16-95	3/15/2021	95.0	<1.0	<1.0	<0.50	<1.0	<1.0	<1.0	<1.0	<1.0	<0.50	--
GGW-17	GGW-17-32.5	9/15/2021	32.5	**0.38 J**	<1.0	<0.50	<1.0	<1.0	<1.0	<1.0	**2.3**	<0.50	--
GGW-17	GGW-17-45	9/16/2021	45.0	<1.0	<1.0	<0.50	<1.0	<1.0	<1.0	<1.0	**1.9**	<0.50	--
GGW-17	GGW-17-DUP*	9/16/2021	45.0	<1.0	<1.0	<0.50	<1.0	<1.0	<1.0	<1.0	**2.0**	<0.50	--

TABLE A-10

HISTORICAL GRAB GROUNDWATER SAMPLING RESULTS
Former Ford Aeronutronic Facility
Newport Beach, California

Sampling Location	Sample ID	Date Sampled	Depth of Sample (feet bgs)	Volatile Organic Compounds [1] (µg/L)									Semi Volatile Organic Compounds [1] (µg/L)
				1,1-DCE	1,1-DCA	1,2-DCA	cis-1,2-DCE	trans-1,2-DCE	PCE	1,1,1-TCA	TCE	Vinyl Chloride	1,4-Dioxane
GGW-17	GGW-17-65	9/16/2021	65.0	**6.0**	<1.0	<0.50	**10**	**0.38 J**	<1.0	<1.0	**33**	<0.50	--
GGW-17	GGW-17-75	9/16/2021	75.0	**2.8**	<1.0	<0.50	**14**	<1.0	<1.0	<1.0	**21**	<0.50	--
GGW-17	GGW-17-85	9/16/2021	85.0	**15**	<2.0	<1.0	**28**	**0.96 J**	<2.0	<2.0	**66**	<1.0	--
GGW-17	GGW-17-95	9/17/2021	95.0	**2.7**	<1.0	<0.50	**10**	<1.0	<1.0	<1.0	**13**	<0.50	--
GGW-17	GGW-17-115	9/17/2021	115.0	**0.38 J**	<1.0	<0.50	**0.78 J**	<1.0	<1.0	<1.0	**1.2**	<0.50	--
GGW-17	GGW-17-125	9/20/2021	125.0	<2.0	<2.0	<1.0	<2.0	<2.0	<2.0	<2.0	<2.0	<1.0	--
GGW-18	GGW-18-29	8/12/2021	29.0	**14**	**4.9**	<1.0	**25**	**2.8**	<2.0	<2.0	**120**	<1.0	--
GGW-18	GGW-18-80	8/13/2021	80.0	<1.0	<1.0	<0.50	<1.0	<1.0	<1.0	<1.0	<1.0	<0.50	--
GGW-18	GGW-18-DUP*	8/13/2021	80.0	<1.0	<1.0	<0.50	<1.0	<1.0	<1.0	<1.0	<1.0	<0.50	--
GGW-18	GGW-18-120	8/16/2021	120.0	<1.0	<1.0	<0.50	<1.0	<1.0	<1.0	<1.0	<1.0	<0.50	--
GGW-22	GGW-22-50	8/18/2021	50.0	**1.3 J**	**1.9 J**	<2.0	**9.4**	<4.0	<4.0	<4.0	**20**	<2.0	--
GGW-22	GGW-22-69.5	8/18/2021	69.5	<2.0	<2.0	<1.0	<2.0	<2.0	<2.0	<2.0	**1.5 J**	<1.0	--
GGW-22	GGW-22-87	8/18/2021	87.0	<2.0	<2.0	<1.0	<2.0	<2.0	<2.0	<2.0	<2.0	<1.0	--
GGW-22	GGW-22-101	8/19/2021	101.0	<1.0	<1.0	<0.50	<1.0	<1.0	<1.0	<1.0	<1.0	<0.50	--
GGW-23	GGW-23-35	7/28/2021	35.0	**7.8 J**	**3.4**	<0.50	**37**	**7.2**	<1.0	<1.0	**37**	**1.4**	--
GGW-23	GGW-23-44	7/28/2021	44.0	**1.9**	**1.7**	<0.50	**18**	**2.4**	<1.0	<1.0	**12**	**0.43 J**	--
GGW-23	GGW-23-70	7/29/2021	70.0	**8.4**	**3.9**	<1.0	**40**	**4.9**	<2.0	<2.0	**67**	**1.9**	--
GGW-23	GGW-23-DUP*	7/29/2021	70.0	**9.7**	**3.9**	<0.50	**39**	**5.5**	<1.0	<1.0	**68**	**1.8**	--
GGW-23	GGW-23-87	7/29/2021	87.0	<8.0	<8.0	<4.0	**23**	<8.0	<8.0	<8.0	**11**	<4.0	--

Notes
1. Samples were collected and analyzed for VOCs and 1,4-dioxane in accordance with U.S. EPA Methods 8260B and 8270C SIM, respectively, by Eurofins Calscience LLC of Irvine, Garden Grove or Tustin, California.
2. Analyte detections are shown in **bold**.

Abbreviations and Data Qualifiers
-- = not applicable
* = replicate sample
< = The constituent was not detected at or above the laboratory reporting limit shown.
µg/L = micrograms per liter
bgs = below ground surface
CAL = Caltrans
DCA = dichloroethane
DCE = dichloroethene
GGW = grab groundwater
J = The result is an estimated quantity. The associated numerical value is the approximate concentration of the analyte in the sample.
J+ = The result is an estimated quantity, but the result may be biased high.
PCE = tetrachloroethene
ROW = right-of-way
SIM = selective ion monitoring
SG = soil gas
TCA = trichloroethane
TCE = trichloroethene
U = The analyte was analyzed for, but was not detected above the level of the reported sample quantitation limit.
U.S. EPA = U.S. Environmental Protection Agency
VOCs = volatile organic compounds

TABLE A-11

HISTORICAL SOIL SAMPLING RESULTS

Former Ford Aeronutronic Facility

Newport Beach, California

Sampling Location	Sample ID	Date Sampled	Depth of Sample (feet bgs)	Volatile Organic Compounds [1] (µg/kg)								
				1,1-DCE	1,1-DCA	1,2-DCA	cis-1,2-DCE	trans-1,2-DCE	PCE	1,1,1-TCA	TCE	Vinyl Chloride
North Area												
SG-10-03	SG-10-03-5	05/21/2020	5.0	<4.4	<1.8	<1.8	<1.8	<1.8	<1.8	<1.8	<1.8	<4.4
SG-10-03	SG-10-03-10	05/21/2020	10.0	<6.7	<2.7	<2.7	<2.7	<2.7	<2.7	<2.7	<2.7	<6.7
SG-10-03	SG-10-03-15	05/21/2020	15.0	<5.3	<2.1	<2.1	<2.1	<2.1	<2.1	<2.1	<2.1	<5.3
SG-10-03	SG-10-03-20	05/21/2020	20.0	<6.2	<2.5	<2.5	<2.5	<2.5	<2.5	<2.5	<2.5	<6.2
SG-10-03	SG-10-03-25	05/21/2020	25.0	<5.3	<2.1	<2.1	<2.1	<2.1	<2.1	<2.1	<2.1	<5.3
SG-10-03	SG-10-03-30	05/21/2020	30.0	<6.1	<2.4	<2.4	<2.4	<2.4	<2.4	<2.4	**1.6 J [2]**	<6.1
SG-10-03	SG-10-03-35	05/21/2020	35.0	<5.5	<2.2	<2.2	<2.2	<2.2	<2.2	<2.2	<2.2	<5.5
SG-10-03	SG-10-03-40	05/21/2020	40.0	<5.0	<2.0	<2.0	<2.0	<2.0	<2.0	<2.0	<2.0	<5.0
SG-10-03	SG-10-03-45	05/21/2020	45.0	<4.9	<1.9	<1.9	<1.9	<1.9	<1.9	<1.9	**1.9**	<4.9
SG-10-03	SG-10-03-50	05/21/2020	50.0	<4.4	<1.8	<1.8	<1.8	<1.8	<1.8	<1.8	**3.0**	<4.4
P-57	P57-06.0	02/22/2022	6.0	<0.93	<0.93	<0.93	<0.93	<0.93	<0.93	<0.93	<1.9	<0.93
P-57	P57-11.0	02/22/2022	11.0	<1.1	<1.1	<1.1	<1.1	<1.1	<1.1	<1.1	<2.2	<1.1
P-57	P57-16.0	02/22/2022	16.0	<0.99	<0.99	<0.99	<0.99	<0.99	<0.99	<0.99	<2.0	<0.99
P-57	P57-21.5	02/22/2022	21.5	<1.0	<1.0	<1.0	<1.0	<1.0	<1.0	<1.0	<2.1	<1.0
P-57	P57-26.5	02/22/2022	26.5	<1.0	<1.0	<1.0	<1.0	<1.0	<1.0	<1.0	<2.0	<1.0
P-57	P57-31.5	02/22/2022	31.5	<0.95	<0.95	<0.95	<0.95	<0.95	<0.95	<0.95	**0.40 J**	<0.95
P-57	P57-36.5	02/22/2022	36.5	<0.88	<0.88	<0.88	<0.88	<0.88	<0.88	<0.88	**2.6**	<0.88
P-57	P57-41.5	02/22/2022	41.5	<0.92	<0.92	<0.92	<0.92	<0.92	<0.92	<0.92	**1.1 J**	<0.92
P-57	P57-46.5	02/22/2022	46.5	<0.84	<0.84	<0.84	<0.84	<0.84	<0.84	<0.84	**12**	<0.84
P-57	P57-51.5	02/22/2022	51.5	<0.81	<0.81	<0.81	<0.81	<0.81	**0.55 J**	<0.81	**2.6**	<0.81
P-57	P57-56.5	02/22/2022	56.5	<0.82	<0.82	<0.82	<0.82	<0.82	**0.69 J**	<0.82	**2.2**	<0.82
P-58	P58-06.0	02/21/2022	6.0	<0.86	<0.86	<0.86	<0.86	<0.86	<0.86	<0.86	<1.7	<0.86
P-58	P58-11.5	02/21/2022	11.5	<0.92	<0.92	<0.92	<0.92	<0.92	<0.92	<0.92	<1.8	<0.92
P-58	P58-16.5	02/21/2022	16.5	<0.98	<0.98	<0.98	<0.98	<0.98	<0.98	<0.98	<2.0	<0.98
P-58	P58-21.0	02/21/2022	21.0	<1.0	<1.0	<1.0	<1.0	<1.0	<1.0	<1.0	<2.0	<1.0
P-58	P58-26.5	02/21/2022	26.5	<0.84	<0.84	<0.84	<0.84	<0.84	<0.84	<0.84	**1.1 J**	<0.84
P-58	P58-31.5	02/21/2022	31.5	<0.89	<0.89	<0.89	<0.89	<0.89	<0.89	<0.89	**0.61 J**	<0.89
P-58	P58-36.0	02/21/2022	36.0	<1.0	<1.0	<1.0	<1.0	<1.0	<1.0	<1.0	<2.1	<1.0
P-58	P58-41.5	02/21/2022	41.5	<1.0	<1.0	<1.0	<1.0	<1.0	<1.0	<1.0	**0.85 J**	<1.0
P-58	P58-46.5	02/21/2022	46.5	<0.97	<0.97	<0.97	<0.97	<0.97	<0.97	<0.97	**4.8**	<0.97
P-58	P58-51.5	02/21/2022	51.5	<0.80	<0.80	<0.80	<0.80	<0.80	**0.22 J**	<0.80	**2.3**	<0.80

TABLE A-11

HISTORICAL SOIL SAMPLING RESULTS
Former Ford Aeronutronic Facility
Newport Beach, California

Sampling Location	Sample ID	Date Sampled	Depth of Sample (feet bgs)	Volatile Organic Compounds [1] (µg/kg)								
				1,1-DCE	1,1-DCA	1,2-DCA	cis-1,2-DCE	trans-1,2-DCE	PCE	1,1,1-TCA	TCE	Vinyl Chloride
P-58	P58-56.5	02/21/2022	56.5	<0.82	<0.82	<0.82	<0.82	<0.82	**0.26 J**	<0.82	**1.4 J**	<0.82
P-58	P58-61.5	02/21/2022	61.5	<0.77	<0.77	<0.77	<0.77	<0.77	**0.30 J**	<0.77	**2.8**	<0.77
P-59	P59-06.0	02/23/2022	6.0	<0.85	<0.85	<0.85	<0.85	<0.85	<0.85	<0.85	<1.7	<0.85
P-59	P59-11.5	02/23/2022	11.5	<0.82	<0.82	<0.82	<0.82	<0.82	<0.82	<0.82	<1.6	<0.82
P-59	P59-16.5	02/23/2022	16.5	<1.0	<1.0	<1.0	<1.0	<1.0	<1.0	<1.0	<2.0	<1.0
P-59	P59-21.0	02/23/2022	21.0	<1.1	<1.1	<1.1	<1.1	<1.1	<1.1	<1.1	<2.3	<1.1
P-59	P59-26.5	02/23/2022	26.5	<0.94	<0.94	<0.94	<0.94	<0.94	<0.94	<0.94	<1.9	<0.94
P-59	P59-31.0	02/23/2022	31.0	<1.0	<1.0	<1.0	<1.0	<1.0	<1.0	<1.0	<2.0	<1.0
P-59	P59-36.0	02/23/2022	36.0	<1.0	<1.0	<1.0	<1.0	<1.0	<1.0	<1.0	<2.0	<1.0
P-59	P59-41.0	02/23/2022	41.0	<0.92	<0.92	<0.92	<0.92	<0.92	<0.92	<0.92	**0.47 J**	<0.92
P-59	P59-46.5	02/23/2022	46.5	<0.80	<0.80	<0.80	<0.80	<0.80	<0.80	<0.80	<1.6	<0.80
P-59	P59-51.5	02/23/2022	51.5	<0.84	<0.84	<0.84	<0.84	<0.84	<0.84	<0.84	**1.5 J**	<0.84
P-59	P59-56.5	02/23/2022	56.5	**0.32 J**	<0.78	<0.78	<0.78	<0.78	<0.78	<0.78	**3.0**	<0.78
P-60	P60-06.5	02/24/2022	6.5	<0.95	<0.95	<0.95	<0.95	<0.95	<0.95	<0.95	<1.9	<0.95
P-60	P60-11.0	02/24/2022	11.0	<1.3	<1.3	<1.3	<1.3	<1.3	<1.3	<1.3	<2.6	<1.3
P-60	P60-16.0	02/24/2022	16.0	<0.93	<0.93	<0.93	<0.93	<0.93	<0.93	<0.93	**0.61 J**	<0.93
P-60	P60-21.0	02/24/2022	21.0	<0.98	<0.98	<0.98	<0.98	<0.98	<0.98	<0.98	<2.0	<0.98
P-60	P60-26.0	02/24/2022	26.0	<0.99	<0.99	<0.99	<0.99	<0.99	<0.99	<0.99	<2.0	<0.99
P-60	P60-31.5	02/24/2022	31.5	<0.95	<0.95	<0.95	<0.95	<0.95	<0.95	<0.95	**0.82 J**	<0.95
P-60	P60-36.0	02/24/2022	36.0	<0.99	<0.99	<0.99	<0.99	<0.99	<0.99	<0.99	**0.41 J**	<0.99
P-60	P60-41.5	02/24/2022	41.5	<1.0	<1.0	<1.0	<1.0	<1.0	<1.0	<1.0	<2.0	<1.0
P-60	P60-46.0	02/24/2022	46.0	<0.83	<0.83	<0.83	<0.83	<0.83	<0.83	<0.83	**2.8**	<0.83
P-60	P60-51.5	02/24/2022	51.5	<0.92	<0.92	<0.92	<0.92	<0.92	<0.92	<0.92	**1.7 J**	<0.92
P-60	P60-56.5	02/24/2022	56.5	<0.87	<0.87	<0.87	<0.87	<0.87	<0.87	<0.87	**0.63 J**	<0.87
P-60	P60-61.5	02/24/2022	61.5	<1.1	<1.1	<1.1	<1.1	<1.1	<1.1	<1.1	**3.5**	<1.1
P-61	P61-6.5	04/19/2022	6.5	<0.92	<0.92	<0.92	<0.92	<0.92	<0.92	<0.92	<1.8	<0.92
P-61	P61-11.5	04/19/2022	11.5	<0.92	<0.92	<0.92	<0.92	<0.92	<0.92	<0.92	<1.8	<0.92
P-61	P61-16.5	04/19/2022	16.5	<0.98	<0.98	<0.98	<0.98	<0.98	<0.98	<0.98	<2.0	<0.98
P-61	P61-21.0	04/19/2022	21.0	<1.0	<1.0	<1.0	<1.0	<1.0	<1.0	<1.0	<2.1	<1.0
P-61	P61-26.0	04/19/2022	26.0	<1.0	<1.0	<1.0	<1.0	<1.0	<1.0	<1.0	<2.0	<1.0
P-61	P61-31.0	04/19/2022	31.0	<1.0	<1.0	<1.0	<1.0	<1.0	<1.0	<1.0	<2.1	<1.0
P-61	P61-36.5	04/19/2022	36.5	<0.96	<0.96	<0.96	<0.96	<0.96	<0.96	<0.96	<1.9	<0.96

TABLE A-11

HISTORICAL SOIL SAMPLING RESULTS
Former Ford Aeronutronic Facility
Newport Beach, California

Sampling Location	Sample ID	Date Sampled	Depth of Sample (feet bgs)	Volatile Organic Compounds [1] (µg/kg)								
				1,1-DCE	1,1-DCA	1,2-DCA	cis-1,2-DCE	trans-1,2-DCE	PCE	1,1,1-TCA	TCE	Vinyl Chloride
P-61	P61-41.5	04/19/2022	41.5	<0.99	<0.99	<0.99	<0.99	<0.99	<0.99	<0.99	<2.0	<0.99
P-61	P61-46.5	04/19/2022	46.5	<1.0	<1.0	<1.0	<1.0	<1.0	<1.0	<1.0	<2.0	<1.0
P-61	P61-51.5	04/19/2022	51.5	<1.0	<1.0	<1.0	<1.0	<1.0	<1.0	<1.0	<2.1	<1.0
P-61	P61-56.0	04/19/2022	56.0	<0.96	<0.96	<0.96	<0.96	<0.96	<0.96	<0.96	<1.9	<0.96
P-61	P61-61.5	04/19/2022	61.5	<0.84	<0.84	<0.84	<0.84	<0.84	<0.84	<0.84	<1.7	<0.84
P-61	P61-66.5	04/19/2022	66.5	<0.77	<0.77	<0.77	<0.77	<0.77	<0.77	<0.77	**0.52 J**	<0.77
P-62	P62-6.0	06/14/2022	6.0	<0.87	<0.87	<0.87	<0.87	<0.87	<0.87	<0.87	<1.7	<0.87
P-62	P62-11.0	06/14/2022	11.0	<1.0	<1.0	<1.0	<1.0	<1.0	<1.0	<1.0	<2.0	<1.0
P-62	P62-16.0	06/14/2022	16.0	<1.0	<1.0	<1.0	<1.0	<1.0	<1.0	<1.0	<2.0	<1.0
P-62	P62-21.0	06/14/2022	21.0	<0.99	<0.99	<0.99	<0.99	<0.99	<0.99	<0.99	<2.0	<0.99
P-62	P62-26.0	06/14/2022	26.0	<0.96	<0.96	<0.96	<0.96	<0.96	<0.96	<0.96	<1.9	<0.96
P-62	P62-30.5	06/14/2022	30.5	<1.0	<1.0	<1.0	<1.0	<1.0	<1.0	<1.0	<2.0	<1.0
P-62	P62-36.0	06/14/2022	36.0	<0.79	<0.79	<0.79	<0.79	<0.79	<0.79	<0.79	<1.6	<0.79
P-62	P62-41.0	06/14/2022	41.0	<0.82	<0.82	<0.82	<0.82	<0.82	<0.82	<0.82	**0.60 J**	<0.82
P-62	P62-46.0	06/14/2022	46.0	<0.99	<0.99	<0.99	<0.99	<0.99	**0.25 J**	<0.99	**0.54 J**	<0.99

Notes

1. Samples were collected and analyzed for VOCs in accordance with U.S. EPA Method 8260B by Eurofins Calscience Inc. of Irvine or Tustin, California
2. Analyte detections are shown in **bold**.

Abbreviations and Data Qualifiers

< = The constituent was not detected at or above the laboratory reporting limit shown.
µg/kg = micrograms per kilogram
bgs = below ground surface
DCA = dichloroethane
DCE = dichloroethene
J = The result is an estimated quantity. The associated numerical value is the approximate concentration of the analyte in the sample
PCE = tetrachloroethene
SG = soil gas
TCA = trichloroethane
TCE = trichloroethene
U.S. EPA = U.S. Environmental Protection Agency
VOCs = volatile organic compounds

TABLE A-12

HISTORICAL VALIDATION ACTION SUMMARY

Former Ford Aeronutronic Facility

Newport Beach, California

Sample ID	Sample Date	Compound	Lab Result	Units	Qualifier	Reason Codes
1.018-01-042619	04/26/2019	Tetrachloroethene	0.58	µg/m^3	J	FD
1.018-01-042619	04/26/2019	Trichloroethene	0.84	µg/m^3	J	FD
1.018-11-042619	04/26/2019	Tetrachloroethene	0.37	µg/m^3	J	FD
1.018-11-042619	04/26/2019	Trichloroethene	<0.13	µg/m^3	UJ	FD
1.018-01-022522	02/25/2022	1,1,1-Trichloroethane	<0.14	µg/m^3	UJ	GRAB
1.018-01-022522	02/25/2022	1,1-Dichloroethane	<0.10	µg/m^3	UJ	GRAB
1.018-01-022522	02/25/2022	1,1-Dichloroethene	<0.099	µg/m^3	UJ	GRAB
1.018-01-022522	02/25/2022	1,2-Dichloroethane	<0.10	µg/m^3	UJ	GRAB
1.018-01-022522	02/25/2022	cis-1,2-Dichloroethene	<0.20	µg/m^3	UJ	GRAB
1.018-01-022522	02/25/2022	Tetrachloroethene	<0.17	µg/m^3	UJ	GRAB
1.018-01-022522	02/25/2022	trans-1,2-Dichloroethene	<0.099	µg/m^3	UJ	GRAB
1.018-01-022522	02/25/2022	Trichloroethene	<0.13	µg/m^3	UJ	GRAB/ICRSD
1.018-01-022522	02/25/2022	Vinyl chloride	<0.13	µg/m^3	UJ	GRAB
1.018-02-022522	02/25/2022	Trichloroethene	<0.13	µg/m^3	UJ	ICRSD
1.018-03-022522	02/25/2022	Trichloroethene	<0.13	µg/m^3	UJ	ICRSD
1.018-AA-022522	02/25/2022	Trichloroethene	<0.13	µg/m^3	UJ	ICRSD
1.024-01-071019	07/10/2019	Tetrachloroethene	0.18	µg/m^3	J	FD
1.024-11-071019	07/10/2019	Tetrachloroethene	0.41	µg/m^3	J	FD
1.024-01-011520	01/15/2020	1,1,1-Trichloroethane	<0.14	µg/m^3	UJ	GRAB
1.024-01-011520	01/15/2020	1,1-Dichloroethane	<0.10	µg/m^3	UJ	GRAB
1.024-01-011520	01/15/2020	1,1-Dichloroethene	<0.099	µg/m^3	UJ	GRAB
1.024-01-011520	01/15/2020	1,2-Dichloroethane	0.21	µg/m^3	J	GRAB
1.024-01-011520	01/15/2020	cis-1,2-Dichloroethene	<0.099	µg/m^3	UJ	GRAB
1.024-01-011520	01/15/2020	Tetrachloroethene	0.25	µg/m^3	J	GRAB
1.024-01-011520	01/15/2020	trans-1,2-Dichloroethene	<0.099	µg/m^3	UJ	GRAB
1.024-01-011520	01/15/2020	Trichloroethene	<0.13	µg/m^3	UJ	GRAB
1.024-01-011520	01/15/2020	Vinyl chloride	<0.13	µg/m^3	UJ	GRAB
1.025-AA-041919	04/19/2019	1,1,1-Trichloroethane	<0.14	µg/m^3	UJ	GRAB
1.025-AA-041919	04/19/2019	1,1-Dichloroethane	<0.10	µg/m^3	UJ	GRAB
1.025-AA-041919	04/19/2019	1,1-Dichloroethene	<0.099	µg/m^3	UJ	GRAB
1.025-AA-041919	04/19/2019	1,2-Dichloroethane	0.41	µg/m^3	J	GRAB
1.025-AA-041919	04/19/2019	cis-1,2-Dichloroethene	<0.099	µg/m^3	UJ	GRAB
1.025-AA-041919	04/19/2019	Tetrachloroethene	<0.17	µg/m^3	UJ	GRAB
1.025-AA-041919	04/19/2019	trans-1,2-Dichloroethene	<0.099	µg/m^3	UJ	GRAB
1.025-AA-041919	04/19/2019	Trichloroethene	<0.13	µg/m^3	UJ	GRAB
1.025-AA-041919	04/19/2019	Vinyl chloride	<0.13	µg/m^3	UJ	GRAB
1.041-01-051019	05/10/2019	1,1,1-Trichloroethane	<0.14	µg/m^3	UJ	GRAB
1.041-01-051019	05/10/2019	1,1-Dichloroethane	<0.10	µg/m^3	UJ	GRAB
1.041-01-051019	05/10/2019	1,1-Dichloroethene	<0.099	µg/m^3	UJ	GRAB
1.041-01-051019	05/10/2019	1,2-Dichloroethane	0.80	µg/m^3	J	GRAB
1.041-01-051019	05/10/2019	cis-1,2-Dichloroethene	<0.099	µg/m^3	UJ	GRAB
1.041-01-051019	05/10/2019	Tetrachloroethene	0.36	µg/m^3	J	GRAB
1.041-01-051019	05/10/2019	trans-1,2-Dichloroethene	<0.099	µg/m^3	UJ	GRAB
1.041-01-051019	05/10/2019	Trichloroethene	0.31	µg/m^3	J	GRAB
1.041-01-051019	05/10/2019	Vinyl chloride	<0.13	µg/m^3	UJ	GRAB
1.062-01-022620	02/26/2020	1,1,1-Trichloroethane	<0.14	µg/m^3	UJ	GRAB
1.062-01-022620	02/26/2020	1,1-Dichloroethane	<0.10	µg/m^3	UJ	GRAB
1.062-01-022620	02/26/2020	1,1-Dichloroethene	<0.099	µg/m^3	UJ	GRAB

TABLE A-12

HISTORICAL VALIDATION ACTION SUMMARY

Former Ford Aeronutronic Facility

Newport Beach, California

Sample ID	Sample Date	Compound	Lab Result	Units	Qualifier	Reason Codes
1.062-01-022620	02/26/2020	1,2-Dichloroethane	0.35	µg/m^3	J	GRAB
1.062-01-022620	02/26/2020	cis-1,2-Dichloroethene	<0.099	µg/m^3	UJ	GRAB
1.062-01-022620	02/26/2020	Tetrachloroethene	0.21	µg/m^3	J	GRAB
1.062-01-022620	02/26/2020	trans-1,2-Dichloroethene	<0.099	µg/m^3	UJ	GRAB
1.062-01-022620	02/26/2020	Trichloroethene	<0.13	µg/m^3	UJ	GRAB
1.062-01-022620	02/26/2020	Vinyl chloride	<0.13	µg/m^3	UJ	GRAB
1.063-AA-112520	11/25/2020	1,1,1-Trichloroethane	<0.14	µg/m^3	UJ	GRAB
1.063-AA-112520	11/25/2020	1,1-Dichloroethane	<0.10	µg/m^3	UJ	GRAB
1.063-AA-112520	11/25/2020	1,1-Dichloroethene	<0.099	µg/m^3	UJ	GRAB
1.063-AA-112520	11/25/2020	1,2-Dichloroethane	<0.10	µg/m^3	UJ	GRAB
1.063-AA-112520	11/25/2020	cis-1,2-Dichloroethene	<0.099	µg/m^3	UJ	GRAB
1.063-AA-112520	11/25/2020	Tetrachloroethene	<0.17	µg/m^3	UJ	GRAB
1.063-AA-112520	11/25/2020	trans-1,2-Dichloroethene	<0.099	µg/m^3	UJ	GRAB
1.063-AA-112520	11/25/2020	Trichloroethene	<0.13	µg/m^3	UJ	GRAB
1.063-AA-112520	11/25/2020	Vinyl chloride	<0.13	µg/m^3	UJ	GRAB
1.073-01-031122	03/11/2022	Tetrachloroethene	1.7	µg/m^3	J	ISH/SSH
1.073-AA-031122	03/11/2022	1,1,1-Trichloroethane	<0.14	µg/m^3	UJ	GRAB
1.073-AA-031122	03/11/2022	1,1-Dichloroethane	<0.10	µg/m^3	UJ	GRAB
1.073-AA-031122	03/11/2022	1,1-Dichloroethene	<0.099	µg/m^3	UJ	GRAB
1.073-AA-031122	03/11/2022	1,2-Dichloroethane	0.12	µg/m^3	J	GRAB
1.073-AA-031122	03/11/2022	cis-1,2-Dichloroethene	<0.20	µg/m^3	UJ	GRAB
1.073-AA-031122	03/11/2022	Tetrachloroethene	<0.17	µg/m^3	UJ	GRAB
1.073-AA-031122	03/11/2022	trans-1,2-Dichloroethene	<0.099	µg/m^3	UJ	GRAB
1.073-AA-031122	03/11/2022	Trichloroethene	<0.13	µg/m^3	UJ	GRAB
1.073-AA-031122	03/11/2022	Vinyl chloride	<0.13	µg/m^3	UJ	GRAB
1.097-03-013120	01/31/2020	1,1,1-Trichloroethane	<0.14	µg/m^3	UJ	GRAB
1.097-03-013120	01/31/2020	1,1-Dichloroethane	<0.10	µg/m^3	UJ	GRAB
1.097-03-013120	01/31/2020	1,1-Dichloroethene	<0.099	µg/m^3	UJ	GRAB
1.097-03-013120	01/31/2020	1,2-Dichloroethane	0.32	µg/m^3	J	GRAB
1.097-03-013120	01/31/2020	cis-1,2-Dichloroethene	<0.099	µg/m^3	UJ	GRAB
1.097-03-013120	01/31/2020	Tetrachloroethene	1.7	µg/m^3	J	GRAB
1.097-03-013120	01/31/2020	trans-1,2-Dichloroethene	0.44	µg/m^3	J	GRAB
1.097-03-013120	01/31/2020	Trichloroethene	<0.13	µg/m^3	UJ	GRAB
1.097-03-013120	01/31/2020	Vinyl chloride	<0.13	µg/m^3	UJ	GRAB
1.121-01-042722	04/27/2022	Trichloroethene	2.6	µg/m^3	J	TIC
1.121-02-042722	04/27/2022	Trichloroethene	2.8	µg/m^3	J	TIC
1.121-03-042722	04/27/2022	Trichloroethene	2.8	µg/m^3	J	TIC
1.121-03-052522	05/25/2022	1,2-Dichloroethane	1.0	µg/m^3	J+	SSH
1.121-AA-120222	12/02/2022	Tetrachloroethene	2.4	µg/m^3	J-	ISH
1.121-11-120222	12/02/2022	1,1-Dichloroethane	<0.10	µg/m^3	UJ	GRAB
1.121-11-120222	12/02/2022	1,2-Dichloroethane	0.72	µg/m^3	J	GRAB
1.121-11-120222	12/02/2022	1,1-Dichloroethene	<0.099	µg/m^3	UJ	GRAB
1.121-11-120222	12/02/2022	cis-1,2-Dichloroethene	<0.20	µg/m^3	UJ	GRAB
1.121-11-120222	12/02/2022	trans-1,2-Dichloroethene	<0.099	µg/m^3	UJ	GRAB
1.121-11-120222	12/02/2022	Tetrachloroethene	<0.17	µg/m^3	UJ	GRAB
1.121-11-120222	12/02/2022	1,1,1-Trichloroethane	<0.14	µg/m^3	UJ	GRAB
1.121-11-120222	12/02/2022	Trichloroethene	<0.13	µg/m^3	UJ	GRAB
1.121-11-120222	12/02/2022	Vinyl chloride	<0.13	µg/m^3	UJ	GRAB

TABLE A-12

HISTORICAL VALIDATION ACTION SUMMARY

Former Ford Aeronutronic Facility

Newport Beach, California

Sample ID	Sample Date	Compound	Lab Result	Units	Qualifier	Reason Codes
1.133-01-100621	10/06/2021	Tetrachloroethene	<0.17	µg/m^3	U	FD
1.133-01-100621	10/06/2021	Tetrachloroethene	<0.17	µg/m^3	U	FD
1.133-11-100621	10/06/2021	Tetrachloroethene	0.43	µg/m^3	J	FD
1.139-AA-042222	04/22/2022	1,1,1-Trichloroethane	<0.14	µg/m^3	UJ	SP
1.139-AA-042222	04/22/2022	1,1-Dichloroethane	<0.10	µg/m^3	UJ	SP
1.139-AA-042222	04/22/2022	1,1-Dichloroethene	<0.099	µg/m^3	UJ	SP
1.139-AA-042222	04/22/2022	1,2-Dichloroethane	<0.10	µg/m^3	UJ	SP
1.139-AA-042222	04/22/2022	cis-1,2-Dichloroethene	<0.20	µg/m^3	UJ	SP
1.139-AA-042222	04/22/2022	Tetrachloroethene	<0.17	µg/m^3	UJ	SP
1.139-AA-042222	04/22/2022	trans-1,2-Dichloroethene	<0.099	µg/m^3	UJ	SP
1.139-AA-042222	04/22/2022	Trichloroethene	<0.13	µg/m^3	UJ	SP
1.139-AA-042222	04/22/2022	Vinyl chloride	<0.13	µg/m^3	UJ	SP
1.148-01-071322	07/13/2022	Trichloroethene	<0.13	µg/m^3	UJ	FD
1.148-11-071322	07/13/2022	Trichloroethene	0.30	µg/m^3	J	FD
1.148-01-092822	09/28/2022	Trichloroethene	0.40	µg/m^3	J	FD
1.148-11-092822	09/28/2022	Trichloroethene	<0.13	µg/m^3	UJ	FD
1.160-01-022522	02/25/2022	Trichloroethene	<0.13	µg/m^3	UJ	ICRSD
1.160-02-022522	02/25/2022	Trichloroethene	<0.13	µg/m^3	UJ	ICRSD
1.160-03-022522	02/25/2022	Trichloroethene	<0.13	µg/m^3	UJ	ICRSD
1.160-AA-022522	02/25/2022	Trichloroethene	<0.13	µg/m^3	UJ	ICRSD
2.005-SS-080421	08/04/2021	1,1-Dichloroethane	<2.0	µg/m^3	UJ	SSL
2.005-SS-080421	08/04/2021	1,1-Dichloroethene	<2.0	µg/m^3	UJ	SSL
2.005-SS-080421	08/04/2021	1,2-Dichloroethane	<2.0	µg/m^3	UJ	SSL
2.005-SS-080421	08/04/2021	cis-1,2-Dichloroethene	<2.0	µg/m^3	UJ	SSL
2.005-SS-080421	08/04/2021	trans-1,2-Dichloroethene	<2.0	µg/m^3	UJ	SSL
2.005-SS-080421	08/04/2021	Vinyl chloride	<1.3	µg/m^3	UJ	SSL
2.007-01-052022	05/20/2022	Trichloroethene	<0.13	µg/m^3	UJ	FD
2.007-11-052022	05/20/2022	Trichloroethene	1.4	µg/m^3	J	FD
2.010-01-101119	10/11/2019	Tetrachloroethene	0.53	µg/m^3	J	FD
2.010-11-101119	10/11/2019	Tetrachloroethene	0.34	µg/m^3	J	FD
2.011-SS-100919	10/09/2019	1,1,1-Trichloroethane	<2.7	µg/m^3	R	LEAK
2.011-SS-100919	10/09/2019	1,1-Dichloroethane	<2.0	µg/m^3	R	LEAK
2.011-SS-100919	10/09/2019	1,1-Dichloroethene	<2.0	µg/m^3	R	LEAK
2.011-SS-100919	10/09/2019	1,2-Dichloroethane	<2.0	µg/m^3	R	LEAK
2.011-SS-100919	10/09/2019	cis-1,2-Dichloroethene	<2.0	µg/m^3	R	LEAK
2.011-SS-100919	10/09/2019	Tetrachloroethene	<3.4	µg/m^3	R	LEAK
2.011-SS-100919	10/09/2019	trans-1,2-Dichloroethene	<2.0	µg/m^3	R	LEAK
2.011-SS-100919	10/09/2019	Trichloroethene	<2.7	µg/m^3	R	LEAK
2.011-SS-100919	10/09/2019	Vinyl chloride	<1.3	µg/m^3	R	LEAK
2.011-SS-011422	01/14/2022	1,1,1-Trichloroethane	<2.7	µg/m^3	R	LEAK
2.011-SS-011422	01/14/2022	1,1-Dichloroethane	<2.0	µg/m^3	R	LEAK
2.011-SS-011422	01/14/2022	1,1-Dichloroethene	<2.0	µg/m^3	R	LEAK
2.011-SS-011422	01/14/2022	1,2-Dichloroethane	<2.0	µg/m^3	R	LEAK
2.011-SS-011422	01/14/2022	cis-1,2-Dichloroethene	<2.0	µg/m^3	R	LEAK
2.011-SS-011422	01/14/2022	Tetrachloroethene	<3.4	µg/m^3	R	LEAK
2.011-SS-011422	01/14/2022	trans-1,2-Dichloroethene	<2.0	µg/m^3	R	LEAK
2.011-SS-011422	01/14/2022	Trichloroethene	<2.7	µg/m^3	R	LEAK
2.011-SS-011422	01/14/2022	Vinyl chloride	<1.3	µg/m^3	R	LEAK

TABLE A-12

HISTORICAL VALIDATION ACTION SUMMARY

Former Ford Aeronutronic Facility

Newport Beach, California

Sample ID	Sample Date	Compound	Lab Result	Units	Qualifier	Reason Codes
10.09-01-052419	05/24/2019	1,1,1-Trichloroethane	<0.14	µg/m^3	UJ	GRAB
10.09-01-052419	05/24/2019	1,1-Dichloroethane	<0.10	µg/m^3	UJ	GRAB
10.09-01-052419	05/24/2019	1,1-Dichloroethene	<0.099	µg/m^3	UJ	GRAB
10.09-01-052419	05/24/2019	1,2-Dichloroethane	2.0	µg/m^3	J	GRAB
10.09-01-052419	05/24/2019	cis-1,2-Dichloroethene	<0.099	µg/m^3	UJ	GRAB
10.09-01-052419	05/24/2019	Tetrachloroethene	<0.17	µg/m^3	UJ	GRAB
10.09-01-052419	05/24/2019	trans-1,2-Dichloroethene	<0.099	µg/m^3	UJ	GRAB
10.09-01-052419	05/24/2019	Trichloroethene	0.49	µg/m^3	J	GRAB
10.09-01-052419	05/24/2019	Vinyl chloride	<0.13	µg/m^3	UJ	GRAB
10.09-02-052419	05/24/2019	1,1,1-Trichloroethane	<0.14	µg/m^3	UJ	GRAB
10.09-02-052419	05/24/2019	1,1-Dichloroethane	<0.10	µg/m^3	UJ	GRAB
10.09-02-052419	05/24/2019	1,1-Dichloroethene	<0.099	µg/m^3	UJ	GRAB
10.09-02-052419	05/24/2019	1,2-Dichloroethane	2.1	µg/m^3	J	GRAB
10.09-02-052419	05/24/2019	cis-1,2-Dichloroethene	<0.099	µg/m^3	UJ	GRAB
10.09-02-052419	05/24/2019	Tetrachloroethene	<0.17	µg/m^3	UJ	GRAB
10.09-02-052419	05/24/2019	trans-1,2-Dichloroethene	<0.099	µg/m^3	UJ	GRAB
10.09-02-052419	05/24/2019	Trichloroethene	0.49	µg/m^3	J	GRAB
10.09-02-052419	05/24/2019	Vinyl chloride	<0.13	µg/m^3	UJ	GRAB
10.11-AA-111319	11/13/2019	1,1,1-Trichloroethane	<0.14	µg/m^3	UJ	GRAB
10.11-AA-111319	11/13/2019	1,1-Dichloroethane	<0.10	µg/m^3	UJ	GRAB
10.11-AA-111319	11/13/2019	1,1-Dichloroethene	<0.099	µg/m^3	UJ	GRAB
10.11-AA-111319	11/13/2019	1,2-Dichloroethane	<0.10	µg/m^3	UJ	GRAB
10.11-AA-111319	11/13/2019	cis-1,2-Dichloroethene	<0.099	µg/m^3	UJ	GRAB
10.11-AA-111319	11/13/2019	Tetrachloroethene	<0.17	µg/m^3	UJ	GRAB
10.11-AA-111319	11/13/2019	trans-1,2-Dichloroethene	0.20	µg/m^3	J	GRAB
10.11-AA-111319	11/13/2019	Trichloroethene	<0.13	µg/m^3	UJ	GRAB
10.11-AA-111319	11/13/2019	Vinyl chloride	<0.13	µg/m^3	UJ	GRAB
10.12-11-030620	03/06/2020	1,1,1-Trichloroethane	<0.14	µg/m^3	UJ	GRAB
10.12-11-030620	03/06/2020	1,1-Dichloroethane	<0.10	µg/m^3	UJ	GRAB
10.12-11-030620	03/06/2020	1,1-Dichloroethene	<0.099	µg/m^3	UJ	GRAB
10.12-11-030620	03/06/2020	1,2-Dichloroethane	3.0	µg/m^3	J	GRAB
10.12-11-030620	03/06/2020	cis-1,2-Dichloroethene	<0.099	µg/m^3	UJ	GRAB
10.12-11-030620	03/06/2020	Tetrachloroethene	0.17	µg/m^3	J	GRAB
10.12-11-030620	03/06/2020	trans-1,2-Dichloroethene	0.11	µg/m^3	J	GRAB
10.12-11-030620	03/06/2020	Trichloroethene	0.31	µg/m^3	J	GRAB
10.12-11-030620	03/06/2020	Vinyl chloride	<0.13	µg/m^3	UJ	GRAB
10.12-01-051421-M	05/14/2021	1,1,1-Trichloroethane	<0.14	µg/m^3	UJ	GRAB
10.12-01-051421-M	05/14/2021	1,1-Dichloroethane	<0.10	µg/m^3	UJ	GRAB
10.12-01-051421-M	05/14/2021	1,1-Dichloroethene	<0.099	µg/m^3	UJ	GRAB
10.12-01-051421-M	05/14/2021	1,2-Dichloroethane	1.8	µg/m^3	J	GRAB
10.12-01-051421-M	05/14/2021	cis-1,2-Dichloroethene	<0.099	µg/m^3	UJ	GRAB
10.12-01-051421-M	05/14/2021	Tetrachloroethene	<0.17	µg/m^3	UJ	GRAB
10.12-01-051421-M	05/14/2021	trans-1,2-Dichloroethene	<0.099	µg/m^3	UJ	GRAB
10.12-01-051421-M	05/14/2021	Trichloroethene	0.13	µg/m^3	J	GRAB
10.12-01-051421-M	05/14/2021	Vinyl chloride	<0.13	µg/m^3	UJ	GRAB
10.14-03-030619	03/06/2019	1,1,1-Trichloroethane	0.33	µg/m^3	J	GRAB
10.14-03-030619	03/06/2019	1,1-Dichloroethane	<0.10	µg/m^3	UJ	GRAB
10.14-03-030619	03/06/2019	1,1-Dichloroethene	<0.099	µg/m^3	UJ	GRAB

TABLE A-12

HISTORICAL VALIDATION ACTION SUMMARY
Former Ford Aeronutronic Facility
Newport Beach, California

Sample ID	Sample Date	Compound	Lab Result	Units	Qualifier	Reason Codes
10.14-03-030619	03/06/2019	1,2-Dichloroethane	1.0	µg/m^3	J	GRAB
10.14-03-030619	03/06/2019	cis-1,2-Dichloroethene	<0.099	µg/m^3	UJ	GRAB
10.14-03-030619	03/06/2019	Tetrachloroethene	<0.17	µg/m^3	UJ	GRAB
10.14-03-030619	03/06/2019	trans-1,2-Dichloroethene	<0.099	µg/m^3	UJ	GRAB
10.14-03-030619	03/06/2019	Trichloroethene	<0.13	µg/m^3	UJ	GRAB
10.14-03-030619	03/06/2019	Vinyl chloride	<0.13	µg/m^3	UJ	GRAB
10.14-01-102319	10/23/2019	1,1,1-Trichloroethane	0.54	µg/m^3	J	GRAB
10.14-01-102319	10/23/2019	1,1-Dichloroethane	<0.10	µg/m^3	UJ	GRAB
10.14-01-102319	10/23/2019	1,1-Dichloroethene	<0.099	µg/m^3	UJ	GRAB
10.14-01-102319	10/23/2019	1,2-Dichloroethane	1.8	µg/m^3	J	GRAB
10.14-01-102319	10/23/2019	cis-1,2-Dichloroethene	<0.099	µg/m^3	UJ	GRAB
10.14-01-102319	10/23/2019	Tetrachloroethene	<0.17	µg/m^3	UJ	GRAB
10.14-01-102319	10/23/2019	trans-1,2-Dichloroethene	<0.099	µg/m^3	UJ	GRAB
10.14-01-102319	10/23/2019	Trichloroethene	<0.13	µg/m^3	UJ	GRAB
10.14-01-102319	10/23/2019	Vinyl chloride	<0.13	µg/m^3	UJ	GRAB
10.15-03-080718	08/08/2018	Trichloroethene	0.15	µg/m^3	J+	SSH
10.17-AA-041322	04/13/2022	1,1,1-Trichloroethane	<0.14	µg/m^3	UJ	GRAB
10.17-AA-041322	04/13/2022	1,1-Dichloroethane	<0.10	µg/m^3	UJ	GRAB
10.17-AA-041322	04/13/2022	1,1-Dichloroethene	<0.099	µg/m^3	UJ	GRAB
10.17-AA-041322	04/13/2022	1,2-Dichloroethane	<0.10	µg/m^3	UJ	GRAB
10.17-AA-041322	04/13/2022	cis-1,2-Dichloroethene	<0.20	µg/m^3	UJ	GRAB
10.17-AA-041322	04/13/2022	Tetrachloroethene	<0.17	µg/m^3	UJ	GRAB
10.17-AA-041322	04/13/2022	trans-1,2-Dichloroethene	<0.099	µg/m^3	UJ	GRAB
10.17-AA-041322	04/13/2022	Trichloroethene	<0.13	µg/m^3	UJ	GRAB
10.17-AA-041322	04/13/2022	Vinyl chloride	<0.13	µg/m^3	UJ	GRAB
10.18-01-011520	01/15/2020	Trichloroethene	0.22	µg/m^3	J	FD
10.18-11-011520	01/15/2020	Trichloroethene	0.73	µg/m^3	J	FD
10.19-01-110218	11/02/2018	1,2-Dichloroethane	1.1	µg/m^3	J	FD
10.19-11-110218	11/02/2018	1,2-Dichloroethane	0.74	µg/m^3	J	FD
10.19-02-072222	07/22/2022	1,1,1-Trichloroethane	<0.14	µg/m^3	R	SP
10.19-02-072222	07/22/2022	1,1-Dichloroethane	<0.10	µg/m^3	R	SP
10.19-02-072222	07/22/2022	1,1-Dichloroethene	<0.099	µg/m^3	R	SP
10.19-02-072222	07/22/2022	1,2-Dichloroethane	0.30	µg/m^3	R	SP
10.19-02-072222	07/22/2022	cis-1,2-Dichloroethene	<0.20	µg/m^3	R	SP
10.19-02-072222	07/22/2022	Tetrachloroethene	<0.17	µg/m^3	R	SP
10.19-02-072222	07/22/2022	trans-1,2-Dichloroethene	<0.099	µg/m^3	R	SP
10.19-02-072222	07/22/2022	Trichloroethene	0.22	µg/m^3	R	SP
10.19-02-072222	07/22/2022	Vinyl chloride	<0.13	µg/m^3	R	SP
10.20-01-060519	06/05/2019	Tetrachloroethene	5.2	µg/m^3	J	FD
10.20-01-060519	06/05/2019	Trichloroethene	0.39	µg/m^3	J	FD
10.20-11-060519	06/05/2019	Tetrachloroethene	0.49	µg/m^3	J	FD
10.20-11-060519	06/05/2019	Trichloroethene	0.17	µg/m^3	J	FD
10.20-02-101222-M	10/12/2022	Vinyl chloride	0.17	µg/m^3	J	TIC
10.22-11-053119	05/31/2019	1,1,1-Trichloroethane	<0.14	µg/m^3	UJ	GRAB
10.22-11-053119	05/31/2019	1,1-Dichloroethane	<0.10	µg/m^3	UJ	GRAB
10.22-11-053119	05/31/2019	1,1-Dichloroethene	<0.099	µg/m^3	UJ	GRAB
10.22-11-053119	05/31/2019	1,2-Dichloroethane	1.0	µg/m^3	J	GRAB
10.22-11-053119	05/31/2019	cis-1,2-Dichloroethene	<0.099	µg/m^3	UJ	GRAB

TABLE A-12

HISTORICAL VALIDATION ACTION SUMMARY

Former Ford Aeronutronic Facility

Newport Beach, California

Sample ID	Sample Date	Compound	Lab Result	Units	Qualifier	Reason Codes
10.22-11-053119	05/31/2019	Tetrachloroethene	<0.17	µg/m^3	UJ	GRAB
10.22-11-053119	05/31/2019	trans-1,2-Dichloroethene	<0.099	µg/m^3	UJ	GRAB
10.22-11-053119	05/31/2019	Trichloroethene	0.29	µg/m^3	J	GRAB
10.22-11-053119	05/31/2019	Vinyl chloride	<0.13	µg/m^3	UJ	GRAB
10.22-AA-121819	12/18/2019	1,1,1-Trichloroethane	<0.14	µg/m^3	UJ	GRAB
10.22-AA-121819	12/18/2019	1,1-Dichloroethane	<0.10	µg/m^3	UJ	GRAB
10.22-AA-121819	12/18/2019	1,1-Dichloroethene	<0.099	µg/m^3	UJ	GRAB
10.22-AA-121819	12/18/2019	1,2-Dichloroethane	<0.10	µg/m^3	UJ	GRAB
10.22-AA-121819	12/18/2019	cis-1,2-Dichloroethene	<0.099	µg/m^3	UJ	GRAB
10.22-AA-121819	12/18/2019	Tetrachloroethene	<0.17	µg/m^3	UJ	GRAB
10.22-AA-121819	12/18/2019	trans-1,2-Dichloroethene	<0.099	µg/m^3	UJ	GRAB
10.22-AA-121819	12/18/2019	Trichloroethene	<0.13	µg/m^3	UJ	GRAB
10.22-AA-121819	12/18/2019	Vinyl chloride	<0.13	µg/m^3	UJ	GRAB
10.26-01-052121	05/21/2021	Trichloroethene	0.84	µg/m^3	J	FD
10.26-11-052121	05/21/2021	Trichloroethene	0.54	µg/m^3	J	FD
10.32-01-111221	11/12/2021	1,2-Dichloroethane	0.14	µg/m^3	J	FD
10.32-11-111221	11/12/2021	1,2-Dichloroethane	0.48	µg/m^3	J	FD
10.36-AA-112719	11/27/2019	1,1,1-Trichloroethane	<0.14	µg/m^3	UJ	SP
10.36-AA-112719	11/27/2019	1,1-Dichloroethane	<0.10	µg/m^3	UJ	SP
10.36-AA-112719	11/27/2019	1,1-Dichloroethene	<0.099	µg/m^3	UJ	SP
10.36-AA-112719	11/27/2019	1,2-Dichloroethane	<0.10	µg/m^3	UJ	SP
10.36-AA-112719	11/27/2019	cis-1,2-Dichloroethene	<0.099	µg/m^3	UJ	SP
10.36-AA-112719	11/27/2019	Tetrachloroethene	<0.17	µg/m^3	UJ	SP
10.36-AA-112719	11/27/2019	trans-1,2-Dichloroethene	<0.099	µg/m^3	UJ	SP
10.36-AA-112719	11/27/2019	Trichloroethene	<0.13	µg/m^3	UJ	SP
10.36-AA-112719	11/27/2019	Vinyl chloride	<0.13	µg/m^3	UJ	SP
10.36-01-052821	05/28/2021	1,2-Dichloroethane	2.6	µg/m^3	J	FD
10.36-11-052821	05/28/2021	1,2-Dichloroethane	1.8	µg/m^3	J	FD
10.37-AA-092519	09/25/2019	1,1,1-Trichloroethane	<0.33	µg/m^3	UJ	SP
10.37-AA-092519	09/25/2019	1,1-Dichloroethane	<0.24	µg/m^3	UJ	SP
10.37-AA-092519	09/25/2019	1,1-Dichloroethene	<0.24	µg/m^3	UJ	SP
10.37-AA-092519	09/25/2019	1,2-Dichloroethane	<0.24	µg/m^3	UJ	SP
10.37-AA-092519	09/25/2019	cis-1,2-Dichloroethene	<0.24	µg/m^3	UJ	SP
10.37-AA-092519	09/25/2019	Tetrachloroethene	<0.41	µg/m^3	UJ	SP
10.37-AA-092519	09/25/2019	trans-1,2-Dichloroethene	<0.24	µg/m^3	UJ	SP
10.37-AA-092519	09/25/2019	Trichloroethene	<0.32	µg/m^3	UJ	SP
10.37-AA-092519	09/25/2019	Vinyl chloride	<0.31	µg/m^3	UJ	SP
10.37-AA-011422	01/14/2022	1,1,1-Trichloroethane	<0.14	µg/m^3	UJ	GRAB
10.37-AA-011422	01/14/2022	1,1-Dichloroethane	<0.10	µg/m^3	UJ	GRAB
10.37-AA-011422	01/14/2022	1,1-Dichloroethene	<0.099	µg/m^3	UJ	GRAB
10.37-AA-011422	01/14/2022	1,2-Dichloroethane	<0.10	µg/m^3	UJ	GRAB
10.37-AA-011422	01/14/2022	cis-1,2-Dichloroethene	<0.099	µg/m^3	UJ	GRAB
10.37-AA-011422	01/14/2022	Tetrachloroethene	0.24	µg/m^3	J	GRAB
10.37-AA-011422	01/14/2022	trans-1,2-Dichloroethene	<0.099	µg/m^3	UJ	GRAB
10.37-AA-011422	01/14/2022	Trichloroethene	0.14	µg/m^3	J	GRAB
10.37-AA-011422	01/14/2022	Vinyl chloride	<0.13	µg/m^3	UJ	GRAB
10.37-03-071322-M	07/13/2022	1,2-Dichloroethane	0.17	µg/m^3	J+	SSH
10.37-03-071322-M	07/13/2022	Trichloroethene	0.23	µg/m^3	J+	SSH

TABLE A-12

HISTORICAL VALIDATION ACTION SUMMARY

Former Ford Aeronutronic Facility

Newport Beach, California

Sample ID	Sample Date	Compound	Lab Result	Units	Qualifier	Reason Codes
10.38-01-051221	05/12/2021	1,1,1-Trichloroethane	<0.14	µg/m^3	UJ	GRAB
10.38-01-051221	05/12/2021	1,1-Dichloroethane	<0.10	µg/m^3	UJ	GRAB
10.38-01-051221	05/12/2021	1,1-Dichloroethene	<0.099	µg/m^3	UJ	GRAB
10.38-01-051221	05/12/2021	1,2-Dichloroethane	1.1	µg/m^3	J	GRAB
10.38-01-051221	05/12/2021	cis-1,2-Dichloroethene	<0.099	µg/m^3	UJ	GRAB
10.38-01-051221	05/12/2021	Tetrachloroethene	<0.17	µg/m^3	UJ	GRAB
10.38-01-051221	05/12/2021	trans-1,2-Dichloroethene	<0.099	µg/m^3	UJ	GRAB
10.38-01-051221	05/12/2021	Trichloroethene	0.14	µg/m^3	J	GRAB
10.38-01-051221	05/12/2021	Vinyl chloride	<0.13	µg/m^3	UJ	GRAB
10.42-01-072619	07/26/2019	Trichloroethene	<0.13	µg/m^3	UJ	FD
10.42-11-072619	07/26/2019	Trichloroethene	0.29	µg/m^3	J	FD
10.56-AA-010522	01/05/2022	1,1,1-Trichloroethane	<0.14	µg/m^3	UJ	GRAB
10.56-AA-010522	01/05/2022	1,1-Dichloroethane	<0.10	µg/m^3	UJ	GRAB
10.56-AA-010522	01/05/2022	1,1-Dichloroethene	<0.099	µg/m^3	UJ	GRAB
10.56-AA-010522	01/05/2022	1,2-Dichloroethane	<0.10	µg/m^3	UJ	GRAB
10.56-AA-010522	01/05/2022	cis-1,2-Dichloroethene	<0.099	µg/m^3	UJ	GRAB
10.56-AA-010522	01/05/2022	Tetrachloroethene	<0.17	µg/m^3	UJ	GRAB
10.56-AA-010522	01/05/2022	trans-1,2-Dichloroethene	<0.099	µg/m^3	UJ	GRAB
10.56-AA-010522	01/05/2022	Trichloroethene	<0.13	µg/m^3	UJ	GRAB
10.56-AA-010522	01/05/2022	Vinyl chloride	<0.13	µg/m^3	UJ	GRAB
10.78-01-120821-M	12/08/2021	1,1,1-Trichloroethane	<0.14	µg/m^3	UJ	GRAB
10.78-01-120821-M	12/08/2021	1,1-Dichloroethane	<0.10	µg/m^3	UJ	GRAB
10.78-01-120821-M	12/08/2021	1,1-Dichloroethene	<0.099	µg/m^3	UJ	GRAB
10.78-01-120821-M	12/08/2021	1,2-Dichloroethane	0.25	µg/m^3	J	GRAB
10.78-01-120821-M	12/08/2021	cis-1,2-Dichloroethene	<0.099	µg/m^3	UJ	GRAB
10.78-01-120821-M	12/08/2021	Tetrachloroethene	<0.17	µg/m^3	UJ	GRAB
10.78-01-120821-M	12/08/2021	trans-1,2-Dichloroethene	<0.099	µg/m^3	UJ	GRAB
10.78-01-120821-M	12/08/2021	Trichloroethene	<0.13	µg/m^3	UJ	GRAB
10.78-01-120821-M	12/08/2021	Vinyl chloride	<0.13	µg/m^3	UJ	GRAB
10.78-01-071322	07/13/2022	1,2-Dichloroethane	0.11	µg/m^3	J-	ISH
10.78-01-071322	07/13/2022	Trichloroethene	0.13	µg/m^3	J-	ISH
10.84-03-050319	05/03/2019	1,1,1-Trichloroethane	<0.14	µg/m^3	UJ	GRAB
10.84-03-050319	05/03/2019	1,1-Dichloroethane	<0.10	µg/m^3	UJ	GRAB
10.84-03-050319	05/03/2019	1,1-Dichloroethene	<0.099	µg/m^3	UJ	GRAB
10.84-03-050319	05/03/2019	1,2-Dichloroethane	<0.10	µg/m^3	UJ	GRAB
10.84-03-050319	05/03/2019	cis-1,2-Dichloroethene	<0.099	µg/m^3	UJ	GRAB
10.84-03-050319	05/03/2019	Tetrachloroethene	<0.17	µg/m^3	UJ	GRAB
10.84-03-050319	05/03/2019	trans-1,2-Dichloroethene	<0.099	µg/m^3	UJ	GRAB
10.84-03-050319	05/03/2019	Trichloroethene	<0.13	µg/m^3	UJ	GRAB
10.84-03-050319	05/03/2019	Vinyl chloride	<0.13	µg/m^3	UJ	GRAB
10.85-01-060921-M	06/09/2021	1,1,1-Trichloroethane	0.42	µg/m^3	J	FD
10.85-01-060921-M	06/09/2021	1,2-Dichloroethane	0.27	µg/m^3	J	FD
10.85-11-060921-M	06/09/2021	1,1,1-Trichloroethane	0.67	µg/m^3	J	FD
10.85-11-060921-M	06/09/2021	1,2-Dichloroethane	0.39	µg/m^3	J	FD
10.86-01-051921	05/19/2021	1,1,1-Trichloroethane	6.6	µg/m^3	J	FD
10.86-01-051921	05/19/2021	Tetrachloroethene	1.9	µg/m^3	J	FD
10.86-11-051921	05/19/2021	1,1,1-Trichloroethane	4.4	µg/m^3	J	FD
10.86-11-051921	05/19/2021	Tetrachloroethene	1.1	µg/m^3	J	FD

TABLE A-12

HISTORICAL VALIDATION ACTION SUMMARY

Former Ford Aeronutronic Facility

Newport Beach, California

Sample ID	Sample Date	Compound	Lab Result	Units	Qualifier	Reason Codes
10.91-01-121721	12/17/2021	Tetrachloroethene	0.94	µg/m^3	J	FD
10.91-11-121721	12/17/2021	Tetrachloroethene	0.48	µg/m^3	J	FD
10.96-03-011922	01/19/2022	1,1,1-Trichloroethane	<0.14	µg/m^3	UJ	GRAB
10.96-03-011922	01/19/2022	1,1-Dichloroethane	<0.10	µg/m^3	UJ	GRAB
10.96-03-011922	01/19/2022	1,1-Dichloroethene	<0.099	µg/m^3	UJ	GRAB
10.96-03-011922	01/19/2022	1,2-Dichloroethane	0.24	µg/m^3	J	GRAB
10.96-03-011922	01/19/2022	cis-1,2-Dichloroethene	<0.099	µg/m^3	UJ	GRAB
10.96-03-011922	01/19/2022	Tetrachloroethene	<0.17	µg/m^3	UJ	GRAB
10.96-03-011922	01/19/2022	trans-1,2-Dichloroethene	<0.099	µg/m^3	UJ	GRAB
10.96-03-011922	01/19/2022	Trichloroethene	<0.13	µg/m^3	UJ	GRAB
10.96-03-011922	01/19/2022	Vinyl chloride	<0.13	µg/m^3	UJ	GRAB
10.99-02-012822	01/28/2022	1,2-Dichloroethane	0.10	µg/m^3	J+	SSH
10.99-AA-012822	01/28/2022	1,1,1-Trichloroethane	<0.14	µg/m^3	UJ	GRAB
10.99-AA-012822	01/28/2022	1,1-Dichloroethane	<0.10	µg/m^3	UJ	GRAB
10.99-AA-012822	01/28/2022	1,1-Dichloroethene	<0.099	µg/m^3	UJ	GRAB
10.99-AA-012822	01/28/2022	1,2-Dichloroethane	<0.10	µg/m^3	UJ	GRAB
10.99-AA-012822	01/28/2022	cis-1,2-Dichloroethene	<0.099	µg/m^3	UJ	GRAB
10.99-AA-012822	01/28/2022	Tetrachloroethene	<0.17	µg/m^3	UJ	GRAB
10.99-AA-012822	01/28/2022	trans-1,2-Dichloroethene	<0.099	µg/m^3	UJ	GRAB
10.99-AA-012822	01/28/2022	Trichloroethene	<0.13	µg/m^3	UJ	GRAB
10.99-AA-012822	01/28/2022	Vinyl chloride	<0.13	µg/m^3	UJ	GRAB
10.100-03-091819	09/18/2019	1,1,1-Trichloroethane	<0.14	µg/m^3	UJ	GRAB
10.100-03-091819	09/18/2019	1,1-Dichloroethane	<0.10	µg/m^3	UJ	GRAB
10.100-03-091819	09/18/2019	1,1-Dichloroethene	<0.099	µg/m^3	UJ	GRAB
10.100-03-091819	09/18/2019	1,2-Dichloroethane	<0.10	µg/m^3	UJ	GRAB
10.100-03-091819	09/18/2019	cis-1,2-Dichloroethene	<0.099	µg/m^3	UJ	GRAB
10.100-03-091819	09/18/2019	Tetrachloroethene	0.23	µg/m^3	J	GRAB
10.100-03-091819	09/18/2019	trans-1,2-Dichloroethene	<0.099	µg/m^3	UJ	GRAB
10.100-03-091819	09/18/2019	Trichloroethene	<0.13	µg/m^3	UJ	GRAB
10.100-03-091819	09/18/2019	Vinyl chloride	<0.13	µg/m^3	UJ	GRAB
10.101-03-121119	12/11/2019	1,1,1-Trichloroethane	<0.14	µg/m^3	UJ	GRAB
10.101-03-121119	12/11/2019	1,1-Dichloroethane	<0.10	µg/m^3	UJ	GRAB
10.101-03-121119	12/11/2019	1,1-Dichloroethene	<0.099	µg/m^3	UJ	GRAB
10.101-03-121119	12/11/2019	1,2-Dichloroethane	0.14	µg/m^3	J	GRAB
10.101-03-121119	12/11/2019	cis-1,2-Dichloroethene	<0.099	µg/m^3	UJ	GRAB
10.101-03-121119	12/11/2019	Tetrachloroethene	<0.17	µg/m^3	UJ	GRAB
10.101-03-121119	12/11/2019	trans-1,2-Dichloroethene	<0.099	µg/m^3	UJ	GRAB
10.101-03-121119	12/11/2019	Trichloroethene	<0.13	µg/m^3	UJ	GRAB
10.101-03-121119	12/11/2019	Vinyl chloride	<0.13	µg/m^3	UJ	GRAB
10.101-11-121119	12/11/2019	1,1,1-Trichloroethane	<0.44	µg/m^3	UJ	SP
10.101-11-121119	12/11/2019	1,1-Dichloroethane	<0.33	µg/m^3	UJ	SP
10.101-11-121119	12/11/2019	1,1-Dichloroethene	<0.32	µg/m^3	UJ	SP
10.101-11-121119	12/11/2019	1,2-Dichloroethane	<0.33	µg/m^3	UJ	SP
10.101-11-121119	12/11/2019	cis-1,2-Dichloroethene	<0.32	µg/m^3	UJ	SP
10.101-11-121119	12/11/2019	Tetrachloroethene	<0.55	µg/m^3	UJ	SP
10.101-11-121119	12/11/2019	trans-1,2-Dichloroethene	<0.32	µg/m^3	UJ	SP
10.101-11-121119	12/11/2019	Trichloroethene	<0.43	µg/m^3	UJ	SP
10.101-11-121119	12/11/2019	Vinyl chloride	<0.41	µg/m^3	UJ	SP

TABLE A-12

HISTORICAL VALIDATION ACTION SUMMARY

Former Ford Aeronutronic Facility

Newport Beach, California

Sample ID	Sample Date	Compound	Lab Result	Units	Qualifier	Reason Codes
10.102-01-100219	10/02/2019	1,1,1-Trichloroethane	0.30	µg/m^3	J	GRAB
10.102-01-100219	10/02/2019	1,1-Dichloroethane	<0.10	µg/m^3	UJ	GRAB
10.102-01-100219	10/02/2019	1,1-Dichloroethene	<0.099	µg/m^3	UJ	GRAB
10.102-01-100219	10/02/2019	1,2-Dichloroethane	0.22	µg/m^3	J	GRAB
10.102-01-100219	10/02/2019	cis-1,2-Dichloroethene	<0.099	µg/m^3	UJ	GRAB
10.102-01-100219	10/02/2019	Tetrachloroethene	<0.17	µg/m^3	UJ	GRAB
10.102-01-100219	10/02/2019	trans-1,2-Dichloroethene	<0.099	µg/m^3	UJ	GRAB
10.102-01-100219	10/02/2019	Trichloroethene	<0.13	µg/m^3	UJ	GRAB
10.102-01-100219	10/02/2019	Vinyl chloride	<0.13	µg/m^3	UJ	GRAB
10.104-AA-050119	05/01/2019	1,1,1-Trichloroethane	<0.14	µg/m^3	UJ	GRAB
10.104-AA-050119	05/01/2019	1,1-Dichloroethane	<0.10	µg/m^3	UJ	GRAB
10.104-AA-050119	05/01/2019	1,1-Dichloroethene	<0.099	µg/m^3	UJ	GRAB
10.104-AA-050119	05/01/2019	1,2-Dichloroethane	<0.10	µg/m^3	UJ	GRAB
10.104-AA-050119	05/01/2019	cis-1,2-Dichloroethene	<0.099	µg/m^3	UJ	GRAB
10.104-AA-050119	05/01/2019	Tetrachloroethene	<0.17	µg/m^3	UJ	GRAB
10.104-AA-050119	05/01/2019	trans-1,2-Dichloroethene	<0.099	µg/m^3	UJ	GRAB
10.104-AA-050119	05/01/2019	Trichloroethene	<0.13	µg/m^3	UJ	GRAB
10.104-AA-050119	05/01/2019	Vinyl chloride	<0.13	µg/m^3	UJ	GRAB
10.108-01-052821	05/28/2021	1,1,1-Trichloroethane	<0.14	µg/m^3	UJ	GRAB
10.108-01-052821	05/28/2021	1,1-Dichloroethane	<0.10	µg/m^3	UJ	GRAB
10.108-01-052821	05/28/2021	1,1-Dichloroethene	<0.099	µg/m^3	UJ	GRAB
10.108-01-052821	05/28/2021	1,2-Dichloroethane	<0.10	µg/m^3	UJ	GRAB
10.108-01-052821	05/28/2021	cis-1,2-Dichloroethene	<0.099	µg/m^3	UJ	GRAB
10.108-01-052821	05/28/2021	Tetrachloroethene	<0.17	µg/m^3	UJ	GRAB
10.108-01-052821	05/28/2021	trans-1,2-Dichloroethene	<0.099	µg/m^3	UJ	GRAB
10.108-01-052821	05/28/2021	Trichloroethene	<0.13	µg/m^3	UJ	GRAB
10.108-01-052821	05/28/2021	Vinyl chloride	<0.13	µg/m^3	UJ	GRAB
10.136-01-100419	10/04/2019	Tetrachloroethene	0.59	µg/m^3	J	FD
10.136-11-100419	10/04/2019	Tetrachloroethene	0.29	µg/m^3	J	FD
10.151-02-081022	08/10/2022	1,2-Dichloroethane	0.10	µg/m^3	J+	SSH
10.154-03-040319	04/03/2019	1,1,1-Trichloroethane	<0.14	µg/m^3	UJ	GRAB
10.154-03-040319	04/03/2019	1,1-Dichloroethane	<0.10	µg/m^3	UJ	GRAB
10.154-03-040319	04/03/2019	1,1-Dichloroethene	<0.099	µg/m^3	UJ	GRAB
10.154-03-040319	04/03/2019	1,2-Dichloroethane	0.29	µg/m^3	J	GRAB
10.154-03-040319	04/03/2019	cis-1,2-Dichloroethene	<0.099	µg/m^3	UJ	GRAB
10.154-03-040319	04/03/2019	Tetrachloroethene	53	µg/m^3	J	GRAB
10.154-03-040319	04/03/2019	trans-1,2-Dichloroethene	<0.099	µg/m^3	UJ	GRAB
10.154-03-040319	04/03/2019	Trichloroethene	<0.13	µg/m^3	UJ	GRAB
10.154-03-040319	04/03/2019	Vinyl chloride	<0.13	µg/m^3	UJ	GRAB
10.156-01-032219	03/22/2019	1,2-Dichloroethane	0.15	µg/m^3	J	FD
10.156-11-032219	03/22/2019	1,2-Dichloroethane	0.67	µg/m^3	J	FD
11.06-01-020520	02/05/2020	1,1,1-Trichloroethane	<0.14	µg/m^3	UJ	GRAB
11.06-01-020520	02/05/2020	1,1-Dichloroethane	<0.10	µg/m^3	UJ	GRAB
11.06-01-020520	02/05/2020	1,1-Dichloroethene	<0.099	µg/m^3	UJ	GRAB
11.06-01-020520	02/05/2020	1,2-Dichloroethane	0.23	µg/m^3	J	GRAB
11.06-01-020520	02/05/2020	cis-1,2-Dichloroethene	<0.099	µg/m^3	UJ	GRAB
11.06-01-020520	02/05/2020	Tetrachloroethene	<0.17	µg/m^3	UJ	GRAB
11.06-01-020520	02/05/2020	trans-1,2-Dichloroethene	<0.099	µg/m^3	UJ	GRAB

TABLE A-12

HISTORICAL VALIDATION ACTION SUMMARY

Former Ford Aeronutronic Facility

Newport Beach, California

Sample ID	Sample Date	Compound	Lab Result	Units	Qualifier	Reason Codes
11.06-01-020520	02/05/2020	Trichloroethene	<0.13	µg/m^3	UJ	GRAB
11.06-01-020520	02/05/2020	Vinyl chloride	<0.13	µg/m^3	UJ	GRAB
11.08-03-111822	11/18/2022	1,1-Dichloroethane	<0.10	µg/m^3	UJ	GRAB
11.08-03-111822	11/18/2022	1,2-Dichloroethane	0.15	µg/m^3	J	GRAB
11.08-03-111822	11/18/2022	1,1-Dichloroethene	<0.099	µg/m^3	UJ	GRAB
11.08-03-111822	11/18/2022	cis-1,2-Dichloroethene	<0.20	µg/m^3	UJ	GRAB
11.08-03-111822	11/18/2022	trans-1,2-Dichloroethene	<0.099	µg/m^3	UJ	GRAB
11.08-03-111822	11/18/2022	Tetrachloroethene	0.70	µg/m^3	J	GRAB
11.08-03-111822	11/18/2022	1,1,1-Trichloroethane	<0.14	µg/m^3	UJ	GRAB
11.08-03-111822	11/18/2022	Trichloroethene	0.64	µg/m^3	UJ	GRAB
11.08-03-111822	11/18/2022	Vinyl chloride	<0.13	µg/m^3	J	GRAB
11.09-01-101819	10/18/2019	1,1,1-Trichloroethane	0.39	µg/m^3	J	GRAB
11.09-01-101819	10/18/2019	1,1-Dichloroethane	<0.10	µg/m^3	UJ	GRAB
11.09-01-101819	10/18/2019	1,1-Dichloroethene	<0.099	µg/m^3	UJ	GRAB
11.09-01-101819	10/18/2019	1,2-Dichloroethane	<0.10	µg/m^3	UJ	GRAB
11.09-01-101819	10/18/2019	cis-1,2-Dichloroethene	<0.099	µg/m^3	UJ	GRAB
11.09-01-101819	10/18/2019	Tetrachloroethene	<0.17	µg/m^3	UJ	GRAB
11.09-01-101819	10/18/2019	trans-1,2-Dichloroethene	<0.099	µg/m^3	UJ	GRAB
11.09-01-101819	10/18/2019	Trichloroethene	<0.13	µg/m^3	UJ	GRAB
11.09-01-101819	10/18/2019	Vinyl chloride	<0.13	µg/m^3	UJ	GRAB
11.10-AA-111319	11/13/2019	1,1,1-Trichloroethane	<0.14	µg/m^3	UJ	GRAB
11.10-AA-111319	11/13/2019	1,1-Dichloroethane	<0.10	µg/m^3	UJ	GRAB
11.10-AA-111319	11/13/2019	1,1-Dichloroethene	<0.099	µg/m^3	UJ	GRAB
11.10-AA-111319	11/13/2019	1,2-Dichloroethane	<0.10	µg/m^3	UJ	GRAB
11.10-AA-111319	11/13/2019	cis-1,2-Dichloroethene	<0.099	µg/m^3	UJ	GRAB
11.10-AA-111319	11/13/2019	Tetrachloroethene	<0.17	µg/m^3	UJ	GRAB
11.10-AA-111319	11/13/2019	trans-1,2-Dichloroethene	<0.099	µg/m^3	UJ	GRAB
11.10-AA-111319	11/13/2019	Trichloroethene	<0.13	µg/m^3	UJ	GRAB
11.10-AA-111319	11/13/2019	Vinyl chloride	<0.13	µg/m^3	UJ	GRAB
11.13-01-030619	03/06/2019	Trichloroethene	2.4	µg/m^3	J	FD
11.13-11-030619	03/06/2019	Trichloroethene	1.7	µg/m^3	J	FD
11.13-AA-030619	03/06/2019	1,1,1-Trichloroethane	<0.14	µg/m^3	UJ	GRAB
11.13-AA-030619	03/06/2019	1,1-Dichloroethane	<0.10	µg/m^3	UJ	GRAB
11.13-AA-030619	03/06/2019	1,1-Dichloroethene	<0.099	µg/m^3	UJ	GRAB
11.13-AA-030619	03/06/2019	1,2-Dichloroethane	<0.10	µg/m^3	UJ	GRAB
11.13-AA-030619	03/06/2019	cis-1,2-Dichloroethene	<0.099	µg/m^3	UJ	GRAB
11.13-AA-030619	03/06/2019	Tetrachloroethene	<0.17	µg/m^3	UJ	GRAB
11.13-AA-030619	03/06/2019	trans-1,2-Dichloroethene	<0.099	µg/m^3	UJ	GRAB
11.13-AA-030619	03/06/2019	Trichloroethene	<0.13	µg/m^3	UJ	GRAB
11.13-AA-030619	03/06/2019	Vinyl chloride	<0.13	µg/m^3	UJ	GRAB
11.14-AA-032019	03/20/2019	1,1,1-Trichloroethane	<0.14	µg/m^3	UJ	GRAB
11.14-AA-032019	03/20/2019	1,1-Dichloroethane	<0.10	µg/m^3	UJ	GRAB
11.14-AA-032019	03/20/2019	1,1-Dichloroethene	<0.099	µg/m^3	UJ	GRAB
11.14-AA-032019	03/20/2019	1,2-Dichloroethane	<0.10	µg/m^3	UJ	GRAB
11.14-AA-032019	03/20/2019	cis-1,2-Dichloroethene	<0.099	µg/m^3	UJ	GRAB
11.14-AA-032019	03/20/2019	Tetrachloroethene	<0.17	µg/m^3	UJ	GRAB
11.14-AA-032019	03/20/2019	trans-1,2-Dichloroethene	<0.099	µg/m^3	UJ	GRAB
11.14-AA-032019	03/20/2019	Trichloroethene	<0.13	µg/m^3	UJ	GRAB

TABLE A-12

HISTORICAL VALIDATION ACTION SUMMARY
Former Ford Aeronutronic Facility
Newport Beach, California

Sample ID	Sample Date	Compound	Lab Result	Units	Qualifier	Reason Codes
11.14-AA-032019	03/20/2019	Vinyl chloride	<0.13	µg/m^3	UJ	GRAB
11.24-AA-012420	01/24/2020	1,1,1-Trichloroethane	<0.14	µg/m^3	UJ	GRAB
11.24-AA-012420	01/24/2020	1,1-Dichloroethane	<0.10	µg/m^3	UJ	GRAB
11.24-AA-012420	01/24/2020	1,1-Dichloroethene	<0.099	µg/m^3	UJ	GRAB
11.24-AA-012420	01/24/2020	1,2-Dichloroethane	<0.10	µg/m^3	UJ	GRAB
11.24-AA-012420	01/24/2020	cis-1,2-Dichloroethene	<0.099	µg/m^3	UJ	GRAB
11.24-AA-012420	01/24/2020	Tetrachloroethene	<0.17	µg/m^3	UJ	GRAB
11.24-AA-012420	01/24/2020	trans-1,2-Dichloroethene	<0.099	µg/m^3	UJ	GRAB
11.24-AA-012420	01/24/2020	Trichloroethene	<0.13	µg/m^3	UJ	GRAB
11.24-AA-012420	01/24/2020	Vinyl chloride	<0.13	µg/m^3	UJ	GRAB
11.25-01-091521	09/15/2021	Tetrachloroethene	<0.17	µg/m^3	UJ	FD
11.25-11-091521	09/15/2021	Tetrachloroethene	9.1	µg/m^3	J	FD
11.26-01-042821	04/28/2021	Trichloroethene	0.35	µg/m^3	J	FD
11.26-11-042821	04/28/2021	Trichloroethene	0.18	µg/m^3	J	FD
11.28-01-042222	04/22/2022	1,2-Dichloroethane	0.28	µg/m^3	J-	ISH
11.30-02-110819	11/08/2019	1,1,1-Trichloroethane	<0.67	µg/m^3	UJ	SP
11.30-02-110819	11/08/2019	1,1-Dichloroethane	<0.50	µg/m^3	UJ	SP
11.30-02-110819	11/08/2019	1,1-Dichloroethene	<0.49	µg/m^3	UJ	SP
11.30-02-110819	11/08/2019	1,2-Dichloroethane	1.2	µg/m^3	J	SP
11.30-02-110819	11/08/2019	cis-1,2-Dichloroethene	<0.49	µg/m^3	UJ	SP
11.30-02-110819	11/08/2019	Tetrachloroethene	<0.83	µg/m^3	UJ	SP
11.30-02-110819	11/08/2019	trans-1,2-Dichloroethene	<0.49	µg/m^3	UJ	SP
11.30-02-110819	11/08/2019	Trichloroethene	<0.66	µg/m^3	UJ	SP
11.30-02-110819	11/08/2019	Vinyl chloride	<0.63	µg/m^3	UJ	SP
11.39-AA-110422	11/04/2022	1,1-Dichloroethane	<0.10	µg/m^3	UJ	GRAB
11.39-AA-110422	11/04/2022	1,2-Dichloroethane	<0.10	µg/m^3	UJ	GRAB
11.39-AA-110422	11/04/2022	1,1-Dichloroethene	<0.099	µg/m^3	UJ	GRAB
11.39-AA-110422	11/04/2022	cis-1,2-Dichloroethene	<0.20	µg/m^3	UJ	GRAB
11.39-AA-110422	11/04/2022	trans-1,2-Dichloroethene	<0.099	µg/m^3	UJ	GRAB
11.39-AA-110422	11/04/2022	Tetrachloroethene	<0.17	µg/m^3	UJ	GRAB
11.39-AA-110422	11/04/2022	1,1,1-Trichloroethane	<0.14	µg/m^3	UJ	GRAB
11.39-AA-110422	11/04/2022	Trichloroethene	<0.13	µg/m^3	UJ	GRAB
11.39-AA-110422	11/04/2022	Vinyl chloride	<0.13	µg/m^3	UJ	GRAB
11.43-AA-030620	03/06/2020	1,1,1-Trichloroethane	<0.14	µg/m^3	UJ	GRAB
11.43-AA-030620	03/06/2020	1,1-Dichloroethane	<0.10	µg/m^3	UJ	GRAB
11.43-AA-030620	03/06/2020	1,1-Dichloroethene	<0.099	µg/m^3	UJ	GRAB
11.43-AA-030620	03/06/2020	1,2-Dichloroethane	<0.10	µg/m^3	UJ	GRAB
11.43-AA-030620	03/06/2020	cis-1,2-Dichloroethene	<0.099	µg/m^3	UJ	GRAB
11.43-AA-030620	03/06/2020	Tetrachloroethene	<0.17	µg/m^3	UJ	GRAB
11.43-AA-030620	03/06/2020	trans-1,2-Dichloroethene	<0.099	µg/m^3	UJ	GRAB
11.43-AA-030620	03/06/2020	Trichloroethene	<0.13	µg/m^3	UJ	GRAB
11.43-AA-030620	03/06/2020	Vinyl chloride	<0.13	µg/m^3	UJ	GRAB
11.45-AA-030119	03/01/2019	1,1,1-Trichloroethane	<0.14	µg/m^3	UJ	GRAB
11.45-AA-030119	03/01/2019	1,1-Dichloroethane	<0.10	µg/m^3	UJ	GRAB
11.45-AA-030119	03/01/2019	1,1-Dichloroethene	<0.099	µg/m^3	UJ	GRAB
11.45-AA-030119	03/01/2019	1,2-Dichloroethane	<0.10	µg/m^3	UJ	GRAB
11.45-AA-030119	03/01/2019	cis-1,2-Dichloroethene	<0.099	µg/m^3	UJ	GRAB
11.45-AA-030119	03/01/2019	Tetrachloroethene	<0.17	µg/m^3	UJ	GRAB

TABLE A-12

HISTORICAL VALIDATION ACTION SUMMARY

Former Ford Aeronutronic Facility

Newport Beach, California

Sample ID	Sample Date	Compound	Lab Result	Units	Qualifier	Reason Codes
11.45-AA-030119	03/01/2019	trans-1,2-Dichloroethene	<0.099	µg/m^3	UJ	GRAB
11.45-AA-030119	03/01/2019	Trichloroethene	<0.13	µg/m^3	UJ	GRAB
11.45-AA-030119	03/01/2019	Vinyl chloride	<0.13	µg/m^3	UJ	GRAB
11.46-01-030222	03/02/2022	Trichloroethene	<0.13	µg/m^3	UJ	ICRSD
11.46-02-030222	03/02/2022	Trichloroethene	0.13	µg/m^3	J	ICRSD
11.46-03-030222	03/02/2022	Trichloroethene	<0.13	µg/m^3	UJ	ICRSD
11.46-04-030222	03/02/2022	Trichloroethene	<0.13	µg/m^3	UJ	ICRSD
11.46-AA-030222	03/02/2022	Trichloroethene	<0.13	µg/m^3	UJ	ICRSD
11.47-AA-112019	11/20/2019	1,1,1-Trichloroethane	<0.14	µg/m^3	UJ	GRAB
11.47-AA-112019	11/20/2019	1,1-Dichloroethane	<0.10	µg/m^3	UJ	GRAB
11.47-AA-112019	11/20/2019	1,1-Dichloroethene	<0.099	µg/m^3	UJ	GRAB
11.47-AA-112019	11/20/2019	1,2-Dichloroethane	<0.10	µg/m^3	UJ	GRAB
11.47-AA-112019	11/20/2019	cis-1,2-Dichloroethene	<0.099	µg/m^3	UJ	GRAB
11.47-AA-112019	11/20/2019	Tetrachloroethene	0.48	µg/m^3	J	GRAB
11.47-AA-112019	11/20/2019	trans-1,2-Dichloroethene	<0.099	µg/m^3	UJ	GRAB
11.47-AA-112019	11/20/2019	Trichloroethene	<0.13	µg/m^3	UJ	GRAB
11.47-AA-112019	11/20/2019	Vinyl chloride	<0.13	µg/m^3	UJ	GRAB
12.003-03-041019	04/10/2019	1,1,1-Trichloroethane	<0.14	µg/m^3	UJ	GRAB
12.003-03-041019	04/10/2019	1,1-Dichloroethane	<0.10	µg/m^3	UJ	GRAB
12.003-03-041019	04/10/2019	1,1-Dichloroethene	<0.099	µg/m^3	UJ	GRAB
12.003-03-041019	04/10/2019	1,2-Dichloroethane	0.20	µg/m^3	J	GRAB
12.003-03-041019	04/10/2019	cis-1,2-Dichloroethene	<0.099	µg/m^3	UJ	GRAB
12.003-03-041019	04/10/2019	Tetrachloroethene	<0.17	µg/m^3	UJ	GRAB
12.003-03-041019	04/10/2019	trans-1,2-Dichloroethene	<0.099	µg/m^3	UJ	GRAB
12.003-03-041019	04/10/2019	Trichloroethene	<0.13	µg/m^3	UJ	GRAB
12.003-03-041019	04/10/2019	Vinyl chloride	<0.13	µg/m^3	UJ	GRAB
13.02-01-111721	11/17/2021	trans-1,2-Dichloroethene	0.22	µg/m^3	J	FD
13.02-11-111721	11/17/2021	trans-1,2-Dichloroethene	<0.099	µg/m^3	UJ	FD
13.03-04-101818	10/18/2018	1,1,1-Trichloroethane	<0.14	µg/m^3	R	NREP
13.03-04-101818	10/18/2018	1,1-Dichloroethane	<0.10	µg/m^3	R	NREP
13.03-04-101818	10/18/2018	1,1-Dichloroethene	<0.099	µg/m^3	R	NREP
13.03-04-101818	10/18/2018	1,2-Dichloroethane	0.17	µg/m^3	R	NREP
13.03-04-101818	10/18/2018	cis-1,2-Dichloroethene	<0.099	µg/m^3	R	NREP
13.03-04-101818	10/18/2018	Tetrachloroethene	<0.17	µg/m^3	R	NREP
13.03-04-101818	10/18/2018	trans-1,2-Dichloroethene	<0.099	µg/m^3	R	NREP
13.03-04-101818	10/18/2018	Trichloroethene	<0.13	µg/m^3	R	NREP
13.03-04-101818	10/18/2018	Vinyl chloride	<0.13	µg/m^3	R	NREP
13.03-05-101818	10/18/2018	1,1,1-Trichloroethane	0.39	µg/m^3	R	NREP
13.03-05-101818	10/18/2018	1,1-Dichloroethane	<0.10	µg/m^3	R	NREP
13.03-05-101818	10/18/2018	1,1-Dichloroethene	<0.099	µg/m^3	R	NREP
13.03-05-101818	10/18/2018	1,2-Dichloroethane	0.49	µg/m^3	R	NREP
13.03-05-101818	10/18/2018	cis-1,2-Dichloroethene	<0.099	µg/m^3	R	NREP
13.03-05-101818	10/18/2018	Tetrachloroethene	<0.17	µg/m^3	R	NREP
13.03-05-101818	10/18/2018	trans-1,2-Dichloroethene	<0.099	µg/m^3	R	NREP
13.03-05-101818	10/18/2018	Trichloroethene	<0.13	µg/m^3	R	NREP
13.03-05-101818	10/18/2018	Vinyl chloride	<0.13	µg/m^3	R	NREP
13.03-SS-090518a	09/05/2018	1,1,1-Trichloroethane	<2.7	µg/m^3	R	NREP
13.03-SS-090518a	09/05/2018	1,1-Dichloroethane	<2.0	µg/m^3	R	NREP

TABLE A-12

HISTORICAL VALIDATION ACTION SUMMARY
Former Ford Aeronutronic Facility
Newport Beach, California

Sample ID	Sample Date	Compound	Lab Result	Units	Qualifier	Reason Codes
13.03-SS-090518a	09/05/2018	1,1-Dichloroethene	<2.0	µg/m^3	R	NREP
13.03-SS-090518a	09/05/2018	1,2-Dichloroethane	<2.0	µg/m^3	R	NREP
13.03-SS-090518a	09/05/2018	cis-1,2-Dichloroethene	<2.0	µg/m^3	R	NREP
13.03-SS-090518a	09/05/2018	Tetrachloroethene	<3.4	µg/m^3	R	NREP
13.03-SS-090518a	09/05/2018	trans-1,2-Dichloroethene	<2.0	µg/m^3	R	NREP
13.03-SS-090518a	09/05/2018	Trichloroethene	<2.7	µg/m^3	R	NREP
13.03-SS-090518a	09/05/2018	Vinyl chloride	<1.3	µg/m^3	R	NREP
13.03-SS-090518b	09/05/2018	1,1,1-Trichloroethane	<2.7	µg/m^3	R	NREP
13.03-SS-090518b	09/05/2018	1,1-Dichloroethane	<2.0	µg/m^3	R	NREP
13.03-SS-090518b	09/05/2018	1,1-Dichloroethene	<2.0	µg/m^3	R	NREP
13.03-SS-090518b	09/05/2018	1,2-Dichloroethane	<2.0	µg/m^3	R	NREP
13.03-SS-090518b	09/05/2018	cis-1,2-Dichloroethene	<2.0	µg/m^3	R	NREP
13.03-SS-090518b	09/05/2018	Tetrachloroethene	<3.4	µg/m^3	R	NREP
13.03-SS-090518b	09/05/2018	trans-1,2-Dichloroethene	<2.0	µg/m^3	R	NREP
13.03-SS-090518b	09/05/2018	Trichloroethene	<2.7	µg/m^3	R	NREP
13.03-SS-090518b	09/05/2018	Vinyl chloride	<1.3	µg/m^3	R	NREP
13.04-05-032019	03/20/2019	1,1,1-Trichloroethane	<0.14	µg/m^3	UJ	GRAB
13.04-05-032019	03/20/2019	1,1-Dichloroethane	<0.10	µg/m^3	UJ	GRAB
13.04-05-032019	03/20/2019	1,1-Dichloroethene	<0.099	µg/m^3	UJ	GRAB
13.04-05-032019	03/20/2019	1,2-Dichloroethane	0.13	µg/m^3	J	GRAB
13.04-05-032019	03/20/2019	cis-1,2-Dichloroethene	<0.099	µg/m^3	UJ	GRAB
13.04-05-032019	03/20/2019	Tetrachloroethene	<0.17	µg/m^3	UJ	GRAB
13.04-05-032019	03/20/2019	trans-1,2-Dichloroethene	<0.099	µg/m^3	UJ	GRAB
13.04-05-032019	03/20/2019	Trichloroethene	<0.13	µg/m^3	UJ	GRAB
13.04-05-032019	03/20/2019	Vinyl chloride	<0.13	µg/m^3	UJ	GRAB
13.07-01-121218	12/12/2018	1,1,1-Trichloroethane	0.14	µg/m^3	UJ	GRAB
13.07-01-121218	12/12/2018	1,1-Dichloroethane	0.1	µg/m^3	UJ	GRAB
13.07-01-121218	12/12/2018	1,1-Dichloroethene	0.099	µg/m^3	UJ	GRAB
13.07-01-121218	12/12/2018	1,2-Dichloroethane	0.14	µg/m^3	J	GRAB
13.07-01-121218	12/12/2018	cis-1,2-Dichloroethene	0.099	µg/m^3	UJ	GRAB
13.07-01-121218	12/12/2018	Tetrachloroethene	0.20	µg/m^3	J	GRAB
13.07-01-121218	12/12/2018	trans-1,2-Dichloroethene	0.099	µg/m^3	UJ	GRAB
13.07-01-121218	12/12/2018	Trichloroethene	0.13	µg/m^3	UJ	GRAB
13.07-01-121218	12/12/2018	Vinyl chloride	0.13	µg/m^3	UJ	GRAB
13.07-01-042121	04/21/2021	1,1,1-Trichloroethane	<0.14	µg/m^3	UJ	GRAB
13.07-01-042121	04/21/2021	1,1-Dichloroethane	<0.10	µg/m^3	UJ	GRAB
13.07-01-042121	04/21/2021	1,1-Dichloroethene	<0.099	µg/m^3	UJ	GRAB
13.07-01-042121	04/21/2021	1,2-Dichloroethane	<0.10	µg/m^3	UJ	GRAB
13.07-01-042121	04/21/2021	cis-1,2-Dichloroethene	<0.099	µg/m^3	UJ	GRAB
13.07-01-042121	04/21/2021	Tetrachloroethene	<0.17	µg/m^3	UJ	GRAB
13.07-01-042121	04/21/2021	trans-1,2-Dichloroethene	<0.099	µg/m^3	UJ	GRAB
13.07-01-042121	04/21/2021	Trichloroethene	0.35	µg/m^3	J	GRAB
13.07-01-042121	04/21/2021	Vinyl chloride	<0.13	µg/m^3	UJ	GRAB
13.07-03-042121	04/21/2021	1,1,1-Trichloroethane	<0.14	µg/m^3	UJ	GRAB
13.07-03-042121	04/21/2021	1,1-Dichloroethane	<0.10	µg/m^3	UJ	GRAB
13.07-03-042121	04/21/2021	1,1-Dichloroethene	<0.099	µg/m^3	UJ	GRAB
13.07-03-042121	04/21/2021	1,2-Dichloroethane	<0.10	µg/m^3	UJ	GRAB
13.07-03-042121	04/21/2021	cis-1,2-Dichloroethene	<0.099	µg/m^3	UJ	GRAB

TABLE A-12

HISTORICAL VALIDATION ACTION SUMMARY

Former Ford Aeronutronic Facility

Newport Beach, California

Sample ID	Sample Date	Compound	Lab Result	Units	Qualifier	Reason Codes
13.07-03-042121	04/21/2021	Tetrachloroethene	<0.17	µg/m^3	UJ	GRAB
13.07-03-042121	04/21/2021	trans-1,2-Dichloroethene	<0.099	µg/m^3	UJ	GRAB
13.07-03-042121	04/21/2021	Trichloroethene	<0.13	µg/m^3	UJ	GRAB
13.07-03-042121	04/21/2021	Vinyl chloride	<0.13	µg/m^3	UJ	GRAB
13.12-SS-100318	10/03/2018	Tetrachloroethene	45	µg/m^3	J	FD
13.12-SS-100318	10/03/2018	Trichloroethene	21	µg/m^3	J	FD
13.12-SS1-100318	10/03/2018	Tetrachloroethene	15	µg/m^3	J	FD
13.12-SS1-100318	10/03/2018	Trichloroethene	4.4	µg/m^3	UJ	FD
13.12-03-052419	05/24/2019	1,1,1-Trichloroethane	<0.14	µg/m^3	UJ	GRAB
13.12-03-052419	05/24/2019	1,1-Dichloroethane	<0.10	µg/m^3	UJ	GRAB
13.12-03-052419	05/24/2019	1,1-Dichloroethene	<0.099	µg/m^3	UJ	GRAB
13.12-03-052419	05/24/2019	1,2-Dichloroethane	0.14	µg/m^3	J	GRAB
13.12-03-052419	05/24/2019	cis-1,2-Dichloroethene	<0.099	µg/m^3	UJ	GRAB
13.12-03-052419	05/24/2019	Tetrachloroethene	0.31	µg/m^3	J	GRAB
13.12-03-052419	05/24/2019	trans-1,2-Dichloroethene	<0.099	µg/m^3	UJ	GRAB
13.12-03-052419	05/24/2019	Trichloroethene	<0.13	µg/m^3	UJ	GRAB
13.12-03-052419	05/24/2019	Vinyl chloride	<0.13	µg/m^3	UJ	GRAB
13.12-04-052419	05/24/2019	1,1,1-Trichloroethane	<0.14	µg/m^3	UJ	GRAB
13.12-04-052419	05/24/2019	1,1-Dichloroethane	<0.10	µg/m^3	UJ	GRAB
13.12-04-052419	05/24/2019	1,1-Dichloroethene	<0.099	µg/m^3	UJ	GRAB
13.12-04-052419	05/24/2019	1,2-Dichloroethane	0.16	µg/m^3	J	GRAB
13.12-04-052419	05/24/2019	cis-1,2-Dichloroethene	<0.099	µg/m^3	UJ	GRAB
13.12-04-052419	05/24/2019	Tetrachloroethene	0.31	µg/m^3	J	GRAB
13.12-04-052419	05/24/2019	trans-1,2-Dichloroethene	<0.099	µg/m^3	UJ	GRAB
13.12-04-052419	05/24/2019	Trichloroethene	<0.13	µg/m^3	UJ	GRAB
13.12-04-052419	05/24/2019	Vinyl chloride	<0.13	µg/m^3	UJ	GRAB
13.12-SS-050522	05/05/2022	Trichloroethene	7.4	µg/m^3	J	FD
13.12-SS1-050522	05/05/2022	Trichloroethene	<2.7	µg/m^3	UJ	FD
13.14-02-121319	12/13/2019	1,1,1-Trichloroethane	<0.31	µg/m^3	UJ	SP
13.14-02-121319	12/13/2019	1,1-Dichloroethane	<0.23	µg/m^3	UJ	SP
13.14-02-121319	12/13/2019	1,1-Dichloroethene	<0.22	µg/m^3	UJ	SP
13.14-02-121319	12/13/2019	1,2-Dichloroethane	0.58	µg/m^3	J	SP
13.14-02-121319	12/13/2019	cis-1,2-Dichloroethene	<0.22	µg/m^3	UJ	SP
13.14-02-121319	12/13/2019	Tetrachloroethene	<0.38	µg/m^3	UJ	SP
13.14-02-121319	12/13/2019	trans-1,2-Dichloroethene	<0.22	µg/m^3	UJ	SP
13.14-02-121319	12/13/2019	Trichloroethene	<0.30	µg/m^3	UJ	SP
13.14-02-121319	12/13/2019	Vinyl chloride	<0.29	µg/m^3	UJ	SP
13.17-04-011119	01/11/2019	1,1,1-Trichloroethane	<0.14	µg/m^3	UJ	GRAB
13.17-04-011119	01/11/2019	1,1-Dichloroethane	<0.10	µg/m^3	UJ	GRAB
13.17-04-011119	01/11/2019	1,1-Dichloroethene	<0.099	µg/m^3	UJ	GRAB
13.17-04-011119	01/11/2019	1,2-Dichloroethane	3.7	µg/m^3	J	GRAB
13.17-04-011119	01/11/2019	cis-1,2-Dichloroethene	<0.099	µg/m^3	UJ	GRAB
13.17-04-011119	01/11/2019	Tetrachloroethene	<0.17	µg/m^3	UJ	GRAB
13.17-04-011119	01/11/2019	trans-1,2-Dichloroethene	<0.099	µg/m^3	UJ	GRAB
13.17-04-011119	01/11/2019	Trichloroethene	<0.13	µg/m^3	UJ	GRAB
13.17-04-011119	01/11/2019	Vinyl chloride	<0.13	µg/m^3	UJ	GRAB
13.17-SS-013120	01/31/2020	1,1,1-Trichloroethane	<3.5	µg/m^3	R	LEAK
13.17-SS-013120	01/31/2020	1,1-Dichloroethane	<2.6	µg/m^3	R	LEAK

TABLE A-12

HISTORICAL VALIDATION ACTION SUMMARY
Former Ford Aeronutronic Facility
Newport Beach, California

Sample ID	Sample Date	Compound	Lab Result	Units	Qualifier	Reason Codes
13.17-SS-013120	01/31/2020	1,1-Dichloroethene	<2.5	µg/m^3	R	LEAK
13.17-SS-013120	01/31/2020	1,2-Dichloroethane	<2.6	µg/m^3	R	LEAK
13.17-SS-013120	01/31/2020	cis-1,2-Dichloroethene	<2.5	µg/m^3	R	LEAK
13.17-SS-013120	01/31/2020	Tetrachloroethene	<4.3	µg/m^3	R	LEAK
13.17-SS-013120	01/31/2020	trans-1,2-Dichloroethene	<2.5	µg/m^3	R	LEAK
13.17-SS-013120	01/31/2020	Trichloroethene	<3.4	µg/m^3	R	LEAK
13.17-SS-013120	01/31/2020	Vinyl chloride	<1.6	µg/m^3	R	LEAK
13.20-SS-090922	09/09/2022	1,1-Dichloroethene	6.3	µg/m^3	J	TIC
13.21-01-100518	10/05/2018	Tetrachloroethene	3.4	µg/m^3	J-	SSL
13.21-01-100518	10/05/2018	Trichloroethene	0.19	µg/m^3	UJ	SSL
13.21-02-100518	10/05/2018	1,1,1-Trichloroethane	0.14	µg/m^3	UJ	GRAB
13.21-02-100518	10/05/2018	1,1-Dichloroethane	0.1	µg/m^3	UJ	GRAB
13.21-02-100518	10/05/2018	1,1-Dichloroethene	0.099	µg/m^3	UJ	GRAB
13.21-02-100518	10/05/2018	1,2-Dichloroethane	0.14	µg/m^3	J	GRAB
13.21-02-100518	10/05/2018	cis-1,2-Dichloroethene	0.099	µg/m^3	UJ	GRAB
13.21-02-100518	10/05/2018	Tetrachloroethene	1.1	µg/m^3	J	GRAB
13.21-02-100518	10/05/2018	trans-1,2-Dichloroethene	0.099	µg/m^3	UJ	GRAB
13.21-02-100518	10/05/2018	Trichloroethene	0.13	µg/m^3	UJ	GRAB
13.21-02-100518	10/05/2018	Vinyl chloride	0.13	µg/m^3	UJ	GRAB
13.21-01-022522	02/25/2022	Trichloroethene	<0.13	µg/m^3	UJ	ICRSD
13.21-02-022522	02/25/2022	Trichloroethene	<0.13	µg/m^3	UJ	ICRSD
13.21-03-022522	02/25/2022	Trichloroethene	<0.13	µg/m^3	UJ	ICRSD
13.21-04-022522	02/25/2022	Trichloroethene	<0.13	µg/m^3	UJ	ICRSD
13.21-11-022522	02/25/2022	Trichloroethene	<0.13	µg/m^3	UJ	ICRSD
13.21-AA-022522	02/25/2022	Trichloroethene	<0.13	µg/m^3	UJ	ICRSD
13.22-SS-050319	05/03/2019	1,1,1-Trichloroethane	<2.7	µg/m^3	R	LEAK
13.22-SS-050319	05/03/2019	1,1-Dichloroethane	<2.0	µg/m^3	R	LEAK
13.22-SS-050319	05/03/2019	1,1-Dichloroethene	<2.0	µg/m^3	R	LEAK
13.22-SS-050319	05/03/2019	1,2-Dichloroethane	<2.0	µg/m^3	R	LEAK
13.22-SS-050319	05/03/2019	cis-1,2-Dichloroethene	<2.0	µg/m^3	R	LEAK
13.22-SS-050319	05/03/2019	Tetrachloroethene	<3.4	µg/m^3	R	LEAK
13.22-SS-050319	05/03/2019	trans-1,2-Dichloroethene	<2.0	µg/m^3	R	LEAK
13.22-SS-050319	05/03/2019	Trichloroethene	<2.7	µg/m^3	R	LEAK
13.22-SS-050319	05/03/2019	Vinyl chloride	<1.3	µg/m^3	R	LEAK
13.23-04-030819	03/08/2019	Tetrachloroethene	0.20	µg/m^3	J+	SSH
13.23-04-030819	03/08/2019	Trichloroethene	0.14	µg/m^3	J+	SSH
13.23-01-062521	06/25/2021	Tetrachloroethene	1.1	µg/m^3	J	FD
13.23-11-062521	06/25/2021	Tetrachloroethene	<0.17	µg/m^3	UJ	FD
13.25-SS-102120	10/21/2020	Tetrachloroethene	<3.4	µg/m^3	UJ	FD
13.25-SS-102120	10/21/2020	Trichloroethene	<2.7	µg/m^3	UJ	FD
13.25-SS1-102120	10/21/2020	Tetrachloroethene	78	µg/m^3	J	FD
13.25-SS1-102120	10/21/2020	Trichloroethene	20	µg/m^3	J	FD
13.25-01-070122	07/01/2022	Tetrachloroethene	<0.17	µg/m^3	UJ	FD
13.25-11-070122	07/01/2022	Tetrachloroethene	1.2	µg/m^3	J	FD
13.25-01-070122	07/01/2022	Trichloroethene	<0.13	µg/m^3	UJ	FD
13.25-11-070122	07/01/2022	Trichloroethene	0.49	µg/m^3	J	FD
13.25-SS-070122	07/01/2022	1,1,1-Trichloroethane	<2.7	µg/m^3	UJ	ISL
13.25-SS-070122	07/01/2022	1,1-Dichloroethane	<2.0	µg/m^3	UJ	ISL

TABLE A-12

HISTORICAL VALIDATION ACTION SUMMARY

Former Ford Aeronutronic Facility

Newport Beach, California

Sample ID	Sample Date	Compound	Lab Result	Units	Qualifier	Reason Codes
13.25-SS-070122	07/01/2022	1,1-Dichloroethene	<2.0	µg/m^3	UJ	ISL
13.25-SS-070122	07/01/2022	1,2-Dichloroethane	<2.0	µg/m^3	UJ	ISL
13.25-SS-070122	07/01/2022	cis-1,2-Dichloroethene	<2.0	µg/m^3	UJ	ISL
13.25-SS-070122	07/01/2022	Tetrachloroethene	<3.4	µg/m^3	UJ	ISL
13.25-SS-070122	07/01/2022	trans-1,2-Dichloroethene	<2.0	µg/m^3	UJ	ISL
13.25-SS-070122	07/01/2022	Vinyl chloride	<1.3	µg/m^3	UJ	ISL
13.26-01-102921	10/29/2021	1,1,1-Trichloroethane	<0.14	µg/m^3	UJ	GRAB
13.26-01-102921	10/29/2021	1,1-Dichloroethane	<0.10	µg/m^3	UJ	GRAB
13.26-01-102921	10/29/2021	1,1-Dichloroethene	<0.099	µg/m^3	UJ	GRAB
13.26-01-102921	10/29/2021	1,2-Dichloroethane	0.51	µg/m^3	J	GRAB
13.26-01-102921	10/29/2021	cis-1,2-Dichloroethene	<0.099	µg/m^3	UJ	GRAB
13.26-01-102921	10/29/2021	Tetrachloroethene	0.22	µg/m^3	J	GRAB
13.26-01-102921	10/29/2021	trans-1,2-Dichloroethene	<0.099	µg/m^3	UJ	GRAB
13.26-01-102921	10/29/2021	Trichloroethene	0.30	µg/m^3	J	GRAB
13.26-01-102921	10/29/2021	Vinyl chloride	<0.13	µg/m^3	UJ	GRAB
13.26-04-102921	10/29/2021	1,1,1-Trichloroethane	<0.14	µg/m^3	UJ	SP
13.26-04-102921	10/29/2021	1,1-Dichloroethane	<0.10	µg/m^3	UJ	SP
13.26-04-102921	10/29/2021	1,1-Dichloroethene	<0.099	µg/m^3	UJ	SP
13.26-04-102921	10/29/2021	1,2-Dichloroethane	0.42	µg/m^3	J	SP
13.26-04-102921	10/29/2021	cis-1,2-Dichloroethene	<0.099	µg/m^3	UJ	SP
13.26-04-102921	10/29/2021	Tetrachloroethene	<0.17	µg/m^3	UJ	SP
13.26-04-102921	10/29/2021	trans-1,2-Dichloroethene	<0.099	µg/m^3	UJ	SP
13.26-04-102921	10/29/2021	Trichloroethene	0.19	µg/m^3	J	SP
13.26-04-102921	10/29/2021	Vinyl chloride	<0.13	µg/m^3	UJ	SP
13.28-02-090718	09/07/2018	Tetrachloroethene	0.22	µg/m^3	J+	SSH
13.28-psg-sw-090718	09/07/2018	1,1,1-Trichloroethane	<3.2	µg/m^3	R	LEAK
13.28-psg-sw-090718	09/07/2018	1,1-Dichloroethane	<2.4	µg/m^3	R	LEAK
13.28-psg-sw-090718	09/07/2018	1,1-Dichloroethene	<2.3	µg/m^3	R	LEAK
13.28-psg-sw-090718	09/07/2018	1,2-Dichloroethane	<2.4	µg/m^3	R	LEAK
13.28-psg-sw-090718	09/07/2018	cis-1,2-Dichloroethene	<2.3	µg/m^3	R	LEAK
13.28-psg-sw-090718	09/07/2018	Tetrachloroethene	<4.0	µg/m^3	R	LEAK
13.28-psg-sw-090718	09/07/2018	trans-1,2-Dichloroethene	<2.3	µg/m^3	R	LEAK
13.28-psg-sw-090718	09/07/2018	Trichloroethene	<3.2	µg/m^3	R	LEAK
13.28-psg-sw-090718	09/07/2018	Vinyl chloride	<1.5	µg/m^3	R	LEAK
13.28-psg-nw-101618	10/16/2018	1,1,1-Trichloroethane	<6.5	µg/m^3	R	LEAK
13.28-psg-nw-101618	10/16/2018	1,1-Dichloroethane	<4.8	µg/m^3	R	LEAK
13.28-psg-nw-101618	10/16/2018	1,1-Dichloroethene	<4.7	µg/m^3	R	LEAK
13.28-psg-nw-101618	10/16/2018	1,2-Dichloroethane	<4.8	µg/m^3	R	LEAK
13.28-psg-nw-101618	10/16/2018	cis-1,2-Dichloroethene	<4.7	µg/m^3	R	LEAK
13.28-psg-nw-101618	10/16/2018	Tetrachloroethene	<8.1	µg/m^3	R	LEAK
13.28-psg-nw-101618	10/16/2018	trans-1,2-Dichloroethene	<4.7	µg/m^3	R	LEAK
13.28-psg-nw-101618	10/16/2018	Trichloroethene	<6.4	µg/m^3	R	LEAK
13.28-psg-nw-101618	10/16/2018	Vinyl chloride	<3.1	µg/m^3	R	LEAK
13.29-03-120222	12/02/2022	1,2-Dichloroethane	0.10	µg/m^3	J-	ISH
13.29-04-120222	12/02/2022	1,2-Dichloroethane	0.10	µg/m^3	J-	ISH
13.33-AA-050521	05/05/2021	1,1,1-Trichloroethane	<0.14	µg/m^3	UJ	GRAB
13.33-AA-050521	05/05/2021	1,1-Dichloroethane	<0.10	µg/m^3	UJ	GRAB
13.33-AA-050521	05/05/2021	1,1-Dichloroethene	<0.099	µg/m^3	UJ	GRAB

TABLE A-12

HISTORICAL VALIDATION ACTION SUMMARY
Former Ford Aeronutronic Facility
Newport Beach, California

Sample ID	Sample Date	Compound	Lab Result	Units	Qualifier	Reason Codes
13.33-AA-050521	05/05/2021	1,2-Dichloroethane	<0.10	µg/m^3	UJ	GRAB
13.33-AA-050521	05/05/2021	cis-1,2-Dichloroethene	<0.099	µg/m^3	UJ	GRAB
13.33-AA-050521	05/05/2021	Tetrachloroethene	<0.17	µg/m^3	UJ	GRAB
13.33-AA-050521	05/05/2021	trans-1,2-Dichloroethene	<0.099	µg/m^3	UJ	GRAB
13.33-AA-050521	05/05/2021	Trichloroethene	<0.13	µg/m^3	UJ	GRAB
13.33-AA-050521	05/05/2021	Vinyl chloride	<0.13	µg/m^3	UJ	GRAB
13.38-01-031822	03/18/2022	1,2-Dichloroethane	0.12	µg/m^3	J	FD
13.38-11-031822	03/18/2022	1,2-Dichloroethane	0.25	µg/m^3	J	FD
13.39-01-121918	12/19/2018	Tetrachloroethene	0.52	µg/m^3	J+	SSH
13.39-03-121918	12/19/2018	Tetrachloroethene	0.42	µg/m^3	J+	SSH
13.39-04-121918	12/19/2018	Tetrachloroethene	0.52	µg/m^3	J+	SSH
13.39-11-121918	12/19/2018	Tetrachloroethene	0.50	µg/m^3	J+	SSH
13.48-01-043021	04/30/2021	1,2-Dichloroethane	0.26	µg/m^3	J	FD
13.48-11-043021	04/30/2021	1,2-Dichloroethane	0.49	µg/m^3	J	FD
13.52-01-110918	11/09/2018	1,1,1-Trichloroethane	0.14	µg/m^3	UJ	GRAB
13.52-01-110918	11/09/2018	1,1-Dichloroethane	0.1	µg/m^3	UJ	GRAB
13.52-01-110918	11/09/2018	1,1-Dichloroethene	0.099	µg/m^3	UJ	GRAB
13.52-01-110918	11/09/2018	1,2-Dichloroethane	0.11	µg/m^3	J	GRAB
13.52-01-110918	11/09/2018	cis-1,2-Dichloroethene	0.099	µg/m^3	UJ	GRAB
13.52-01-110918	11/09/2018	Tetrachloroethene	0.23	µg/m^3	J	GRAB
13.52-01-110918	11/09/2018	trans-1,2-Dichloroethene	0.099	µg/m^3	UJ	GRAB
13.52-01-110918	11/09/2018	Trichloroethene	0.13	µg/m^3	UJ	GRAB
13.52-01-110918	11/09/2018	Vinyl chloride	0.13	µg/m^3	UJ	GRAB
13.52-11-110918	11/09/2018	Trichloroethene	0.14	µg/m^3	J	FD
13.68-03-031822	03/18/2022	1,1,1-Trichloroethane	0.71	µg/m^3	J	GRAB
13.68-03-031822	03/18/2022	1,1-Dichloroethane	<0.10	µg/m^3	UJ	GRAB
13.68-03-031822	03/18/2022	1,1-Dichloroethene	<0.099	µg/m^3	UJ	GRAB
13.68-03-031822	03/18/2022	1,2-Dichloroethane	0.42	µg/m^3	J	GRAB
13.68-03-031822	03/18/2022	cis-1,2-Dichloroethene	<0.20	µg/m^3	UJ	GRAB
13.68-03-031822	03/18/2022	Tetrachloroethene	0.22	µg/m^3	J	GRAB
13.68-03-031822	03/18/2022	trans-1,2-Dichloroethene	<0.099	µg/m^3	UJ	GRAB
13.68-03-031822	03/18/2022	Trichloroethene	<0.13	µg/m^3	UJ	GRAB
13.68-03-031822	03/18/2022	Vinyl chloride	<0.13	µg/m^3	UJ	GRAB
13.69-01-112818	11/28/2018	1,2-Dichloroethane	0.56	µg/m^3	J	FD
13.69-11-112818	11/28/2018	1,2-Dichloroethane	0.18	µg/m^3	J	FD
13.69-05-112818	11/28/2018	1,1,1-Trichloroethane	0.14	µg/m^3	UJ	GRAB
13.69-05-112818	11/28/2018	1,1-Dichloroethane	0.1	µg/m^3	UJ	GRAB
13.69-05-112818	11/28/2018	1,1-Dichloroethene	0.099	µg/m^3	UJ	GRAB
13.69-05-112818	11/28/2018	1,2-Dichloroethane	0.87	µg/m^3	J	GRAB
13.69-05-112818	11/28/2018	cis-1,2-Dichloroethene	0.099	µg/m^3	UJ	GRAB
13.69-05-112818	11/28/2018	Tetrachloroethene	0.32	µg/m^3	J	GRAB
13.69-05-112818	11/28/2018	trans-1,2-Dichloroethene	0.099	µg/m^3	UJ	GRAB
13.69-05-112818	11/28/2018	Trichloroethene	1.5	µg/m^3	J	GRAB
13.69-05-112818	11/28/2018	Vinyl chloride	0.13	µg/m^3	UJ	GRAB
13.69-06-112818	11/28/2018	1,1,1-Trichloroethane	0.14	µg/m^3	UJ	GRAB
13.69-06-112818	11/28/2018	1,1-Dichloroethane	0.1	µg/m^3	UJ	GRAB
13.69-06-112818	11/28/2018	1,1-Dichloroethene	0.099	µg/m^3	UJ	GRAB
13.69-06-112818	11/28/2018	1,2-Dichloroethane	1.6	µg/m^3	J	GRAB

TABLE A-12

HISTORICAL VALIDATION ACTION SUMMARY

Former Ford Aeronutronic Facility

Newport Beach, California

Sample ID	Sample Date	Compound	Lab Result	Units	Qualifier	Reason Codes
13.69-06-112818	11/28/2018	cis-1,2-Dichloroethene	0.099	µg/m^3	UJ	GRAB
13.69-06-112818	11/28/2018	Tetrachloroethene	0.32	µg/m^3	J	GRAB
13.69-06-112818	11/28/2018	trans-1,2-Dichloroethene	0.099	µg/m^3	UJ	GRAB
13.69-06-112818	11/28/2018	Trichloroethene	2.9	µg/m^3	J	GRAB
13.69-06-112818	11/28/2018	Vinyl chloride	0.13	µg/m^3	UJ	GRAB
13.77-03-051019	05/10/2019	1,1,1-Trichloroethane	<0.14	µg/m^3	UJ	GRAB
13.77-03-051019	05/10/2019	1,1-Dichloroethane	<0.10	µg/m^3	UJ	GRAB
13.77-03-051019	05/10/2019	1,1-Dichloroethene	<0.099	µg/m^3	UJ	GRAB
13.77-03-051019	05/10/2019	1,2-Dichloroethane	0.46	µg/m^3	J	GRAB
13.77-03-051019	05/10/2019	cis-1,2-Dichloroethene	<0.099	µg/m^3	UJ	GRAB
13.77-03-051019	05/10/2019	Tetrachloroethene	0.33	µg/m^3	J	GRAB
13.77-03-051019	05/10/2019	trans-1,2-Dichloroethene	<0.099	µg/m^3	UJ	GRAB
13.77-03-051019	05/10/2019	Trichloroethene	<0.13	µg/m^3	UJ	GRAB
13.77-03-051019	05/10/2019	Vinyl chloride	<0.13	µg/m^3	UJ	GRAB
13.77-04-011720	01/17/2020	1,1,1-Trichloroethane	<0.14	µg/m^3	UJ	GRAB
13.77-04-011720	01/17/2020	1,1-Dichloroethane	<0.10	µg/m^3	UJ	GRAB
13.77-04-011720	01/17/2020	1,1-Dichloroethene	<0.099	µg/m^3	UJ	GRAB
13.77-04-011720	01/17/2020	1,2-Dichloroethane	0.74	µg/m^3	J	GRAB
13.77-04-011720	01/17/2020	cis-1,2-Dichloroethene	<0.099	µg/m^3	UJ	GRAB
13.77-04-011720	01/17/2020	Tetrachloroethene	<0.17	µg/m^3	UJ	GRAB
13.77-04-011720	01/17/2020	trans-1,2-Dichloroethene	<0.099	µg/m^3	UJ	GRAB
13.77-04-011720	01/17/2020	Trichloroethene	<0.13	µg/m^3	UJ	GRAB
13.77-04-011720	01/17/2020	Vinyl chloride	<0.13	µg/m^3	UJ	GRAB
13.77-AA-011720	01/17/2020	1,1,1-Trichloroethane	<0.14	µg/m^3	UJ	GRAB
13.77-AA-011720	01/17/2020	1,1-Dichloroethane	<0.10	µg/m^3	UJ	GRAB
13.77-AA-011720	01/17/2020	1,1-Dichloroethene	<0.099	µg/m^3	UJ	GRAB
13.77-AA-011720	01/17/2020	1,2-Dichloroethane	<0.10	µg/m^3	UJ	GRAB
13.77-AA-011720	01/17/2020	cis-1,2-Dichloroethene	<0.099	µg/m^3	UJ	GRAB
13.77-AA-011720	01/17/2020	Tetrachloroethene	<0.17	µg/m^3	UJ	GRAB
13.77-AA-011720	01/17/2020	trans-1,2-Dichloroethene	<0.099	µg/m^3	UJ	GRAB
13.77-AA-011720	01/17/2020	Trichloroethene	<0.13	µg/m^3	UJ	GRAB
13.77-AA-011720	01/17/2020	Vinyl chloride	<0.13	µg/m^3	UJ	GRAB
13.79-PSG11-N-5-061419	06/14/2019	1,1-Dichloroethene	17	µg/m^3	J	FD
13.79-PSG1-N-5-061419	06/14/2019	1,1-Dichloroethene	23	µg/m^3	J	FD
13.88-SS-012220	01/22/2020	1,1,1-Trichloroethane	<2.7	µg/m^3	R	LEAK
13.88-SS-012220	01/22/2020	1,1-Dichloroethane	<2.0	µg/m^3	R	LEAK
13.88-SS-012220	01/22/2020	1,1-Dichloroethene	<2.0	µg/m^3	R	LEAK
13.88-SS-012220	01/22/2020	1,2-Dichloroethane	<2.0	µg/m^3	R	LEAK
13.88-SS-012220	01/22/2020	cis-1,2-Dichloroethene	<2.0	µg/m^3	R	LEAK
13.88-SS-012220	01/22/2020	Tetrachloroethene	<3.4	µg/m^3	R	LEAK
13.88-SS-012220	01/22/2020	trans-1,2-Dichloroethene	<2.0	µg/m^3	R	LEAK
13.88-SS-012220	01/22/2020	Trichloroethene	<2.7	µg/m^3	R	LEAK
13.88-SS-012220	01/22/2020	Vinyl chloride	<1.3	µg/m^3	R	LEAK
13.88-SS1-012220	01/22/2020	1,1,1-Trichloroethane	<2.7	µg/m^3	R	LEAK
13.88-SS1-012220	01/22/2020	1,1-Dichloroethane	<2.0	µg/m^3	R	LEAK
13.88-SS1-012220	01/22/2020	1,1-Dichloroethene	<2.0	µg/m^3	R	LEAK
13.88-SS1-012220	01/22/2020	1,2-Dichloroethane	<2.0	µg/m^3	R	LEAK
13.88-SS1-012220	01/22/2020	cis-1,2-Dichloroethene	<2.0	µg/m^3	R	LEAK

TABLE A-12

HISTORICAL VALIDATION ACTION SUMMARY

Former Ford Aeronutronic Facility

Newport Beach, California

Sample ID	Sample Date	Compound	Lab Result	Units	Qualifier	Reason Codes
13.88-SS1-012220	01/22/2020	Tetrachloroethene	<3.4	µg/m^3	R	LEAK
13.88-SS1-012220	01/22/2020	trans-1,2-Dichloroethene	<2.0	µg/m^3	R	LEAK
13.88-SS1-012220	01/22/2020	Trichloroethene	<2.7	µg/m^3	R	LEAK
13.88-SS1-012220	01/22/2020	Vinyl chloride	<1.3	µg/m^3	R	LEAK
13.96-01-012319	01/23/2019	1,2-Dichloroethane	1.3	µg/m^3	J	FD
13.96-01-012319	01/23/2019	Tetrachloroethene	<0.17	µg/m^3	UJ	FD
13.96-11-012319	01/23/2019	1,2-Dichloroethane	2.1	µg/m^3	J	FD
13.96-11-012319	01/23/2019	Tetrachloroethene	0.78	µg/m^3	J	FD
13.96-01-041421	04/14/2021	1,2-Dichloroethane	1.2	µg/m^3	J	FD
13.96-11-041421	04/14/2021	1,2-Dichloroethane	0.81	µg/m^3	J	FD
13.96-01-030222	03/02/2022	Trichloroethene	<0.13	µg/m^3	UJ	ICRSD
13.96-02-030222	03/02/2022	Trichloroethene	<0.13	µg/m^3	UJ	ICRSD
13.96-03-030222	03/02/2022	Trichloroethene	<0.13	µg/m^3	UJ	ICRSD
13.96-04-030222	03/02/2022	Trichloroethene	2.3	µg/m^3	J	ICRSD
13.96-AA-030222	03/02/2022	Trichloroethene	<0.13	µg/m^3	UJ	ICRSD
13.96-SS-030222	03/02/2022	Tetrachloroethene	68	µg/m^3	J	ICRSD
13.100-04-112118	11/21/2018	Trichloroethene	0.82	µg/m^3	J+	LCSH
13.100-02-071719	07/17/2019	1,1,1-Trichloroethane	<0.14	µg/m^3	UJ	GRAB
13.100-02-071719	07/17/2019	1,1-Dichloroethane	<0.10	µg/m^3	UJ	GRAB
13.100-02-071719	07/17/2019	1,1-Dichloroethene	<0.099	µg/m^3	UJ	GRAB
13.100-02-071719	07/17/2019	1,2-Dichloroethane	<0.10	µg/m^3	UJ	GRAB
13.100-02-071719	07/17/2019	cis-1,2-Dichloroethene	<0.099	µg/m^3	UJ	GRAB
13.100-02-071719	07/17/2019	Tetrachloroethene	<0.17	µg/m^3	UJ	GRAB
13.100-02-071719	07/17/2019	trans-1,2-Dichloroethene	<0.099	µg/m^3	UJ	GRAB
13.100-02-071719	07/17/2019	Trichloroethene	<0.13	µg/m^3	UJ	GRAB
13.100-02-071719	07/17/2019	Vinyl chloride	<0.13	µg/m^3	UJ	GRAB
13.103-01-051519	05/15/2019	1,2-Dichloroethane	0.53	µg/m^3	J	FD
13.103-11-051519	05/15/2019	1,1,1-Trichloroethane	<0.14	µg/m^3	UJ	GRAB
13.103-11-051519	05/15/2019	1,1-Dichloroethane	<0.10	µg/m^3	UJ	GRAB
13.103-11-051519	05/15/2019	1,1-Dichloroethene	<0.099	µg/m^3	UJ	GRAB
13.103-11-051519	05/15/2019	1,2-Dichloroethane	<0.10	µg/m^3	UJ	GRAB
13.103-11-051519	05/15/2019	cis-1,2-Dichloroethene	<0.099	µg/m^3	UJ	GRAB
13.103-11-051519	05/15/2019	Tetrachloroethene	<0.17	µg/m^3	UJ	GRAB
13.103-11-051519	05/15/2019	trans-1,2-Dichloroethene	<0.099	µg/m^3	UJ	GRAB
13.103-11-051519	05/15/2019	Trichloroethene	<0.13	µg/m^3	UJ	GRAB
13.103-11-051519	05/15/2019	Vinyl chloride	<0.13	µg/m^3	UJ	GRAB
13.103-02-031120	03/11/2020	1,1,1-Trichloroethane	<0.14	µg/m^3	UJ	GRAB
13.103-02-031120	03/11/2020	1,1-Dichloroethane	<0.10	µg/m^3	UJ	GRAB
13.103-02-031120	03/11/2020	1,1-Dichloroethene	<0.099	µg/m^3	UJ	GRAB
13.103-02-031120	03/11/2020	1,2-Dichloroethane	0.44	µg/m^3	J	GRAB
13.103-02-031120	03/11/2020	cis-1,2-Dichloroethene	<0.099	µg/m^3	UJ	GRAB
13.103-02-031120	03/11/2020	Tetrachloroethene	<0.17	µg/m^3	UJ	GRAB
13.103-02-031120	03/11/2020	trans-1,2-Dichloroethene	<0.099	µg/m^3	UJ	GRAB
13.103-02-031120	03/11/2020	Trichloroethene	0.22	µg/m^3	J	GRAB
13.103-02-031120	03/11/2020	Vinyl chloride	<0.13	µg/m^3	UJ	GRAB
13.107-SS1-062119	06/21/2019	1,1,1-Trichloroethane	17	µg/m^3	J	FD
13.107-SS11-062119	06/21/2019	1,1,1-Trichloroethane	32	µg/m^3	J	FD
13.108-03-110718	11/07/2018	1,1,1-Trichloroethane	0.14	µg/m^3	UJ	GRAB

TABLE A-12

HISTORICAL VALIDATION ACTION SUMMARY

Former Ford Aeronutronic Facility

Newport Beach, California

Sample ID	Sample Date	Compound	Lab Result	Units	Qualifier	Reason Codes
13.108-03-110718	11/07/2018	1,1-Dichloroethane	0.1	µg/m^3	UJ	GRAB
13.108-03-110718	11/07/2018	1,1-Dichloroethene	0.099	µg/m^3	UJ	GRAB
13.108-03-110718	11/07/2018	1,2-Dichloroethane	0.14	µg/m^3	J	GRAB
13.108-03-110718	11/07/2018	cis-1,2-Dichloroethene	0.099	µg/m^3	UJ	GRAB
13.108-03-110718	11/07/2018	Tetrachloroethene	0.23	µg/m^3	J	GRAB
13.108-03-110718	11/07/2018	trans-1,2-Dichloroethene	0.099	µg/m^3	UJ	GRAB
13.108-03-110718	11/07/2018	Trichloroethene	0.13	µg/m^3	UJ	GRAB
13.108-03-110718	11/07/2018	Vinyl chloride	0.13	µg/m^3	UJ	GRAB
13.109-01-112818	11/28/2018	1,2-Dichloroethane	0.25	µg/m^3	J	FD
13.109-11-112818	11/28/2018	1,2-Dichloroethane	0.39	µg/m^3	J	FD
13.115-01-090922	09/09/2022	Tetrachloroethene	1.6	µg/m^3	J	FD
13.115-11-090922	09/09/2022	Tetrachloroethene	0.30	µg/m^3	J	FD
13.115-01-090922	09/09/2022	Trichloroethene	0.74	µg/m^3	J	FD
13.115-11-090922	09/09/2022	Trichloroethene	0.14	µg/m^3	J	FD
13.125-01-090619	09/06/2019	1,2-Dichloroethane	7.3	µg/m^3	J	FD
13.125-11-090619	09/06/2019	1,2-Dichloroethane	5.2	µg/m^3	J	FD
13.127-AA-051019	05/10/2019	1,1,1-Trichloroethane	<0.14	µg/m^3	UJ	GRAB
13.127-AA-051019	05/10/2019	1,1-Dichloroethane	<0.10	µg/m^3	UJ	GRAB
13.127-AA-051019	05/10/2019	1,1-Dichloroethene	<0.099	µg/m^3	UJ	GRAB
13.127-AA-051019	05/10/2019	1,2-Dichloroethane	<0.10	µg/m^3	UJ	GRAB
13.127-AA-051019	05/10/2019	cis-1,2-Dichloroethene	<0.099	µg/m^3	UJ	GRAB
13.127-AA-051019	05/10/2019	Tetrachloroethene	<0.17	µg/m^3	UJ	GRAB
13.127-AA-051019	05/10/2019	trans-1,2-Dichloroethene	<0.099	µg/m^3	UJ	GRAB
13.127-AA-051019	05/10/2019	Trichloroethene	<0.13	µg/m^3	UJ	GRAB
13.127-AA-051019	05/10/2019	Vinyl chloride	<0.13	µg/m^3	UJ	GRAB
13.128-01-101718	10/17/2018	Tetrachloroethene	0.33	µg/m^3	J	FD
13.128-01-101718	10/17/2018	Trichloroethene	0.40	µg/m^3	J	FD
13.128-11-101718	10/17/2018	Tetrachloroethene	0.54	µg/m^3	J	FD
13.128-11-101718	10/17/2018	Trichloroethene	0.95	µg/m^3	J	FD
13.130-01-091422	09/14/2022	Trichloroethene	<0.18	µg/m^3	UJ	FD
13.130-11-091422	09/14/2022	Trichloroethene	0.46	µg/m^3	J	FD
13.131-01-100318	10/03/2018	1,2-Dichloroethane	0.52	µg/m^3	J	FD
13.131-11-100318	10/03/2018	1,2-Dichloroethane	0.34	µg/m^3	J	FD
13.131-01-030222	03/02/2022	Trichloroethene	<0.13	µg/m^3	UJ	ICRSD
13.131-02-030222	03/02/2022	Trichloroethene	<0.13	µg/m^3	UJ	ICRSD
13.131-03-030222	03/02/2022	Trichloroethene	<0.13	µg/m^3	UJ	ICRSD
13.131-04-030222	03/02/2022	Trichloroethene	<0.13	µg/m^3	UJ	ICRSD
13.131-05-030222	03/02/2022	Trichloroethene	<0.13	µg/m^3	UJ	ICRSD
13.131-SS-030222	03/02/2022	Tetrachloroethene	<3.4	µg/m^3	J	ICRSD
13.132-SS-120518	12/05/2018	1,1-Dichloroethene	5.5	µg/m^3	J+	LCSH
13.134-01-061821	06/18/2021	1,2-Dichloroethane	0.91	µg/m^3	J	FD
13.134-11-061821	06/18/2021	1,2-Dichloroethane	0.32	µg/m^3	J	FD
13.134-01-022522	02/25/2022	Trichloroethene	<0.13	µg/m^3	UJ	ICRSD
13.134-02-022522	02/25/2022	Trichloroethene	<0.13	µg/m^3	UJ	ICRSD
13.134-03-022522	02/25/2022	Trichloroethene	<0.13	µg/m^3	UJ	ICRSD
13.134-04-022522	02/25/2022	Trichloroethene	<0.13	µg/m^3	UJ	ICRSD
13.134-AA-022522	02/25/2022	Trichloroethene	<0.13	µg/m^3	UJ	ICRSD
13.138-SS-100318	10/03/2018	Tetrachloroethene	11	µg/m^3	J	FD

TABLE A-12

HISTORICAL VALIDATION ACTION SUMMARY
Former Ford Aeronutronic Facility
Newport Beach, California

Sample ID	Sample Date	Compound	Lab Result	Units	Qualifier	Reason Codes
13.138-SS-100318	10/03/2018	Trichloroethene	14	µg/m^3	J	FD
13.138-SS1-100318	10/03/2018	Tetrachloroethene	23	µg/m^3	J	FD
13.138-SS1-100318	10/03/2018	Trichloroethene	2.7	µg/m^3	UJ	FD
13.138-SS-021622	02/16/2022	1,1,1-Trichloroethane	<2.9	µg/m^3	R	LEAK
13.138-SS-021622	02/16/2022	1,1-Dichloroethane	<2.1	µg/m^3	R	LEAK
13.138-SS-021622	02/16/2022	1,1-Dichloroethene	<2.1	µg/m^3	R	LEAK
13.138-SS-021622	02/16/2022	1,2-Dichloroethane	<2.1	µg/m^3	R	LEAK
13.138-SS-021622	02/16/2022	cis-1,2-Dichloroethene	<2.1	µg/m^3	R	LEAK
13.138-SS-021622	02/16/2022	Tetrachloroethene	4.9	µg/m^3	R	LEAK
13.138-SS-021622	02/16/2022	trans-1,2-Dichloroethene	<2.1	µg/m^3	R	LEAK
13.138-SS-021622	02/16/2022	Trichloroethene	5.6	µg/m^3	R	LEAK
13.138-SS-021622	02/16/2022	Vinyl chloride	<1.3	µg/m^3	R	LEAK
13.140-01-100518	10/05/2018	Tetrachloroethene	1.10	µg/m^3	J	FD
13.140-02-100518	10/05/2018	Tetrachloroethene	2.0	µg/m^3	J-	SSL
13.140-02-100518	10/05/2018	Trichloroethene	0.16	µg/m^3	UJ	FD
13.140-11-100518	10/05/2018	Tetrachloroethene	1.6	µg/m^3	J	FD
13.140-01-022522	02/25/2022	Trichloroethene	<0.13	µg/m^3	UJ	ICRSD
13.140-02-022522	02/25/2022	Trichloroethene	<0.13	µg/m^3	UJ	ICRSD
13.140-03-022522	02/25/2022	Trichloroethene	<0.13	µg/m^3	UJ	ICRSD
13.140-04-022522	02/25/2022	Trichloroethene	<0.13	µg/m^3	UJ	ICRSD
13.140-AA-022522	02/25/2022	Trichloroethene	<0.13	µg/m^3	UJ	ICRSD
13.141-SS1-042419	04/24/2019	Tetrachloroethene	7.5	µg/m^3	J	FD
13.141-SS1-042419	04/24/2019	Trichloroethene	46	µg/m^3	J	FD
13.141-SS11-042419	04/24/2019	Tetrachloroethene	<3.4	µg/m^3	UJ	FD
13.141-SS11-042419	04/24/2019	Trichloroethene	<2.7	µg/m^3	UJ	FD
13.143-03-081121	08/11/2021	1,1,1-Trichloroethane	<0.14	µg/m^3	UJ	SP
13.143-03-081121	08/11/2021	1,1-Dichloroethane	<0.10	µg/m^3	UJ	SP
13.143-03-081121	08/11/2021	1,1-Dichloroethene	<0.099	µg/m^3	UJ	SP
13.143-03-081121	08/11/2021	1,2-Dichloroethane	<0.10	µg/m^3	UJ	SP
13.143-03-081121	08/11/2021	cis-1,2-Dichloroethene	<0.099	µg/m^3	UJ	SP
13.143-03-081121	08/11/2021	Tetrachloroethene	<0.17	µg/m^3	UJ	SP
13.143-03-081121	08/11/2021	trans-1,2-Dichloroethene	<0.099	µg/m^3	UJ	SP
13.143-03-081121	08/11/2021	Trichloroethene	<0.13	µg/m^3	UJ	SP
13.143-03-081121	08/11/2021	Vinyl chloride	<0.13	µg/m^3	UJ	SP
13.144-SS11-050319	05/03/2019	1,1,1-Trichloroethane	<2.7	µg/m^3	R	LEAK
13.144-SS11-050319	05/03/2019	1,1-Dichloroethane	<2.0	µg/m^3	R	LEAK
13.144-SS11-050319	05/03/2019	1,1-Dichloroethene	<2.0	µg/m^3	R	LEAK
13.144-SS11-050319	05/03/2019	1,2-Dichloroethane	<2.0	µg/m^3	R	LEAK
13.144-SS11-050319	05/03/2019	cis-1,2-Dichloroethene	<2.0	µg/m^3	R	LEAK
13.144-SS11-050319	05/03/2019	Tetrachloroethene	<3.4	µg/m^3	R	LEAK
13.144-SS11-050319	05/03/2019	trans-1,2-Dichloroethene	<2.0	µg/m^3	R	LEAK
13.144-SS11-050319	05/03/2019	Trichloroethene	<2.7	µg/m^3	R	LEAK
13.144-SS11-050319	05/03/2019	Vinyl chloride	<1.3	µg/m^3	R	LEAK
13.148-01-102122	10/21/2022	1,1-Dichloroethane	<0.10	µg/m^3	UJ	GRAB
13.148-01-102122	10/21/2022	1,2-Dichloroethane	0.77	µg/m^3	J	GRAB
13.148-01-102122	10/21/2022	1,1-Dichloroethene	<0.099	µg/m^3	UJ	GRAB
13.148-01-102122	10/21/2022	cis-1,2-Dichloroethene	<0.20	µg/m^3	UJ	GRAB
13.148-01-102122	10/21/2022	trans-1,2-Dichloroethene	<0.099	µg/m^3	UJ	GRAB

TABLE A-12

HISTORICAL VALIDATION ACTION SUMMARY

Former Ford Aeronutronic Facility

Newport Beach, California

Sample ID	Sample Date	Compound	Lab Result	Units	Qualifier	Reason Codes
13.148-01-102122	10/21/2022	Tetrachloroethene	<0.17	µg/m^3	UJ	GRAB
13.148-01-102122	10/21/2022	1,1,1-Trichloroethane	<0.14	µg/m^3	UJ	GRAB
13.148-01-102122	10/21/2022	Trichloroethene	0.21	µg/m^3	J	GRAB
13.148-01-102122	10/21/2022	Vinyl chloride	<0.13	µg/m^3	UJ	GRAB
13.148-03-102122	10/21/2022	1,1-Dichloroethane	<0.10	µg/m^3	UJ	GRAB
13.148-03-102122	10/21/2022	1,2-Dichloroethane	0.50	µg/m^3	J	GRAB
13.148-03-102122	10/21/2022	1,1-Dichloroethene	<0.099	µg/m^3	UJ	GRAB
13.148-03-102122	10/21/2022	cis-1,2-Dichloroethene	<0.20	µg/m^3	UJ	GRAB
13.148-03-102122	10/21/2022	trans-1,2-Dichloroethene	<0.099	µg/m^3	UJ	GRAB
13.148-03-102122	10/21/2022	Tetrachloroethene	<0.17	µg/m^3	UJ	GRAB
13.148-03-102122	10/21/2022	1,1,1-Trichloroethane	<0.14	µg/m^3	UJ	GRAB
13.148-03-102122	10/21/2022	Trichloroethene	<0.13	µg/m^3	UJ	GRAB
13.148-03-102122	10/21/2022	Vinyl chloride	<0.13	µg/m^3	UJ	GRAB
13.151-01-011422	01/14/2022	Trichloroethene	2.4	µg/m^3	J	FD
13.151-11-011422	01/14/2022	Trichloroethene	1.4	µg/m^3	J	FD
13.155-01-101018	10/10/2018	1,1,1-Trichloroethane	<0.17	µg/m^3	R	NREP
13.155-01-101018	10/10/2018	1,1-Dichloroethane	<0.13	µg/m^3	R	NREP
13.155-01-101018	10/10/2018	1,1-Dichloroethene	<0.12	µg/m^3	R	NREP
13.155-01-101018	10/10/2018	1,2-Dichloroethane	0.51	µg/m^3	R	NREP
13.155-01-101018	10/10/2018	cis-1,2-Dichloroethene	<0.12	µg/m^3	R	NREP
13.155-01-101018	10/10/2018	Tetrachloroethene	<0.21	µg/m^3	R	NREP
13.155-01-101018	10/10/2018	trans-1,2-Dichloroethene	<0.12	µg/m^3	R	NREP
13.155-01-101018	10/10/2018	Trichloroethene	<0.17	µg/m^3	R	NREP
13.155-01-101018	10/10/2018	Vinyl chloride	<0.16	µg/m^3	R	NREP
13.155-AA-101018	10/10/2018	1,1,1-Trichloroethane	<0.14	µg/m^3	R	NREP
13.155-AA-101018	10/10/2018	1,1-Dichloroethane	<0.10	µg/m^3	R	NREP
13.155-AA-101018	10/10/2018	1,1-Dichloroethene	<0.099	µg/m^3	R	NREP
13.155-AA-101018	10/10/2018	1,2-Dichloroethane	<0.10	µg/m^3	R	NREP
13.155-AA-101018	10/10/2018	cis-1,2-Dichloroethene	<0.099	µg/m^3	R	NREP
13.155-AA-101018	10/10/2018	Tetrachloroethene	<0.17	µg/m^3	R	NREP
13.155-AA-101018	10/10/2018	trans-1,2-Dichloroethene	<0.099	µg/m^3	R	NREP
13.155-AA-101018	10/10/2018	Trichloroethene	<0.13	µg/m^3	R	NREP
13.155-AA-101018	10/10/2018	Vinyl chloride	<0.13	µg/m^3	R	NREP
13.160-01-081821	08/18/2021	1,2-Dichloroethane	1.7	µg/m^3	J	FD
13.160-11-081821	08/18/2021	1,2-Dichloroethane	0.39	µg/m^3	J	FD
13.160-SS-081821	08/18/2021	1,1,1-Trichloroethane	<2.7	µg/m^3	R	LEAK
13.160-SS-081821	08/18/2021	1,1-Dichloroethane	<2.0	µg/m^3	R	LEAK
13.160-SS-081821	08/18/2021	1,1-Dichloroethene	<2.0	µg/m^3	R	LEAK
13.160-SS-081821	08/18/2021	1,2-Dichloroethane	<2.0	µg/m^3	R	LEAK
13.160-SS-081821	08/18/2021	cis-1,2-Dichloroethene	<2.0	µg/m^3	R	LEAK
13.160-SS-081821	08/18/2021	Tetrachloroethene	<3.4	µg/m^3	R	LEAK
13.160-SS-081821	08/18/2021	trans-1,2-Dichloroethene	<2.0	µg/m^3	R	LEAK
13.160-SS-081821	08/18/2021	Trichloroethene	<2.7	µg/m^3	R	LEAK
13.160-SS-081821	08/18/2021	Vinyl chloride	<1.3	µg/m^3	R	LEAK
13.166-04-091819	09/18/2019	1,1,1-Trichloroethane	<0.14	µg/m^3	UJ	GRAB
13.166-04-091819	09/18/2019	1,1-Dichloroethane	<0.10	µg/m^3	UJ	GRAB
13.166-04-091819	09/18/2019	1,1-Dichloroethene	<0.099	µg/m^3	UJ	GRAB
13.166-04-091819	09/18/2019	1,2-Dichloroethane	<0.10	µg/m^3	UJ	GRAB

TABLE A-12

HISTORICAL VALIDATION ACTION SUMMARY
Former Ford Aeronutronic Facility
Newport Beach, California

Sample ID	Sample Date	Compound	Lab Result	Units	Qualifier	Reason Codes
13.166-04-091819	09/18/2019	cis-1,2-Dichloroethene	<0.099	µg/m^3	UJ	GRAB
13.166-04-091819	09/18/2019	Tetrachloroethene	<0.17	µg/m^3	UJ	GRAB
13.166-04-091819	09/18/2019	trans-1,2-Dichloroethene	<0.099	µg/m^3	UJ	GRAB
13.166-04-091819	09/18/2019	Trichloroethene	<0.13	µg/m^3	UJ	GRAB
13.166-04-091819	09/18/2019	Vinyl chloride	<0.13	µg/m^3	UJ	GRAB
13.167-SS-011720	01/17/2020	Tetrachloroethene	18	µg/m^3	J	FD
13.167-SS1-011720	01/17/2020	Tetrachloroethene	9.9	µg/m^3	J	FD
13.167-AA-050721	05/07/2021	1,1,1-Trichloroethane	<0.14	µg/m^3	UJ	GRAB
13.167-AA-050721	05/07/2021	1,1-Dichloroethane	<0.10	µg/m^3	UJ	GRAB
13.167-AA-050721	05/07/2021	1,1-Dichloroethene	<0.099	µg/m^3	UJ	GRAB
13.167-AA-050721	05/07/2021	1,2-Dichloroethane	<0.10	µg/m^3	UJ	GRAB
13.167-AA-050721	05/07/2021	cis-1,2-Dichloroethene	<0.099	µg/m^3	UJ	GRAB
13.167-AA-050721	05/07/2021	Tetrachloroethene	<0.17	µg/m^3	UJ	GRAB
13.167-AA-050721	05/07/2021	trans-1,2-Dichloroethene	<0.099	µg/m^3	UJ	GRAB
13.167-AA-050721	05/07/2021	Trichloroethene	<0.13	µg/m^3	UJ	GRAB
13.167-AA-050721	05/07/2021	Vinyl chloride	<0.13	µg/m^3	UJ	GRAB
13.167-03-012822	01/28/2022	1,1,1-Trichloroethane	<0.14	µg/m^3	UJ	GRAB
13.167-03-012822	01/28/2022	1,1-Dichloroethane	<0.10	µg/m^3	UJ	GRAB
13.167-03-012822	01/28/2022	1,1-Dichloroethene	<0.099	µg/m^3	UJ	GRAB
13.167-03-012822	01/28/2022	1,2-Dichloroethane	0.76	µg/m^3	J	GRAB
13.167-03-012822	01/28/2022	cis-1,2-Dichloroethene	<0.099	µg/m^3	UJ	GRAB
13.167-03-012822	01/28/2022	Tetrachloroethene	<0.17	µg/m^3	UJ	GRAB
13.167-03-012822	01/28/2022	trans-1,2-Dichloroethene	<0.099	µg/m^3	UJ	GRAB
13.167-03-012822	01/28/2022	Trichloroethene	<0.13	µg/m^3	UJ	GRAB
13.167-03-012822	01/28/2022	Vinyl chloride	<0.13	µg/m^3	UJ	GRAB
13.167-04-012822	01/28/2022	1,2-Dichloroethane	0.33	µg/m^3	J+	SSH
13.167-04-012822	01/28/2022	Trichloroethene		µg/m^3	J+	SSH
13.171-01-051421	05/14/2021	1,2-Dichloroethane	1.0	µg/m^3	J	FD
13.171-11-051421	05/14/2021	1,2-Dichloroethane	0.53	µg/m^3	J	FD
16.001-02-092519	09/25/2019	1,1,1-Trichloroethane	<0.14	µg/m^3	UJ	SP
16.001-02-092519	09/25/2019	1,1-Dichloroethane	<0.10	µg/m^3	UJ	SP
16.001-02-092519	09/25/2019	1,1-Dichloroethene	<0.099	µg/m^3	UJ	SP
16.001-02-092519	09/25/2019	1,2-Dichloroethane	0.26	µg/m^3	J	SP
16.001-02-092519	09/25/2019	cis-1,2-Dichloroethene	<0.099	µg/m^3	UJ	SP
16.001-02-092519	09/25/2019	Tetrachloroethene	4.3	µg/m^3	J	SP
16.001-02-092519	09/25/2019	trans-1,2-Dichloroethene	<0.099	µg/m^3	UJ	SP
16.001-02-092519	09/25/2019	Trichloroethene	<0.13	µg/m^3	UJ	SP
16.001-02-092519	09/25/2019	Vinyl chloride	<0.13	µg/m^3	UJ	SP
16.001-04-070221	07/02/2021	1,1,1-Trichloroethane	<0.14	µg/m^3	UJ	GRAB
16.001-04-070221	07/02/2021	1,1-Dichloroethane	<0.10	µg/m^3	UJ	GRAB
16.001-04-070221	07/02/2021	1,1-Dichloroethene	<0.099	µg/m^3	UJ	GRAB
16.001-04-070221	07/02/2021	1,2-Dichloroethane	0.18	µg/m^3	J	GRAB
16.001-04-070221	07/02/2021	cis-1,2-Dichloroethene	<0.099	µg/m^3	UJ	GRAB
16.001-04-070221	07/02/2021	Tetrachloroethene	1.7	µg/m^3	J	GRAB
16.001-04-070221	07/02/2021	trans-1,2-Dichloroethene	<0.099	µg/m^3	UJ	GRAB
16.001-04-070221	07/02/2021	Trichloroethene	<0.13	µg/m^3	UJ	GRAB
16.001-04-070221	07/02/2021	Vinyl chloride	<0.13	µg/m^3	UJ	GRAB
16.006-AA-022120	02/21/2020	1,1,1-Trichloroethane	<0.21	µg/m^3	UJ	SP

TABLE A-12

HISTORICAL VALIDATION ACTION SUMMARY

Former Ford Aeronutronic Facility

Newport Beach, California

Sample ID	Sample Date	Compound	Lab Result	Units	Qualifier	Reason Codes
16.006-AA-022120	02/21/2020	1,1-Dichloroethane	<0.16	µg/m^3	UJ	SP
16.006-AA-022120	02/21/2020	1,1-Dichloroethene	<0.15	µg/m^3	UJ	SP
16.006-AA-022120	02/21/2020	1,2-Dichloroethane	<0.16	µg/m^3	UJ	SP
16.006-AA-022120	02/21/2020	cis-1,2-Dichloroethene	<0.15	µg/m^3	UJ	SP
16.006-AA-022120	02/21/2020	Tetrachloroethene	<0.26	µg/m^3	UJ	SP
16.006-AA-022120	02/21/2020	trans-1,2-Dichloroethene	<0.15	µg/m^3	UJ	SP
16.006-AA-022120	02/21/2020	Trichloroethene	<0.21	µg/m^3	UJ	SP
16.006-AA-022120	02/21/2020	Vinyl chloride	<0.20	µg/m^3	UJ	SP
16.007-01-060221	06/02/2021	1,2-Dichloroethane	4.3	µg/m^3	J	FD
16.007-11-060221	06/02/2021	1,2-Dichloroethane	1.4	µg/m^3	J	FD
16.016-AA-051019	05/10/2019	1,1,1-Trichloroethane	<0.14	µg/m^3	UJ	GRAB
16.016-AA-051019	05/10/2019	1,1-Dichloroethane	<0.10	µg/m^3	UJ	GRAB
16.016-AA-051019	05/10/2019	1,1-Dichloroethene	<0.099	µg/m^3	UJ	GRAB
16.016-AA-051019	05/10/2019	1,2-Dichloroethane	<0.10	µg/m^3	UJ	GRAB
16.016-AA-051019	05/10/2019	cis-1,2-Dichloroethene	<0.099	µg/m^3	UJ	GRAB
16.016-AA-051019	05/10/2019	Tetrachloroethene	<0.17	µg/m^3	UJ	GRAB
16.016-AA-051019	05/10/2019	trans-1,2-Dichloroethene	<0.099	µg/m^3	UJ	GRAB
16.016-AA-051019	05/10/2019	Trichloroethene	<0.13	µg/m^3	UJ	GRAB
16.016-AA-051019	05/10/2019	Vinyl chloride	<0.13	µg/m^3	UJ	GRAB
16.018-01-012420	01/24/2020	1,1,1-Trichloroethane	0.51	µg/m^3	J+	SSH
16.018-02-012420	01/24/2020	1,1,1-Trichloroethane	0.57	µg/m^3	J+	SSH
16.018-03-012420	01/24/2020	1,1,1-Trichloroethane	0.28	µg/m^3	J+	SSH
16.019-01-061219	06/12/2019	Trichloroethene	<0.13	µg/m^3	UJ	FD
16.019-11-061219	06/12/2019	Trichloroethene	0.42	µg/m^3	J	FD
16.030-02-120222	12/02/2022	1,2-Dichloroethane	0.60	µg/m^3	J-	ISH
16.030-03-120222	12/02/2022	1,2-Dichloroethane	0.62	µg/m^3	J-	ISH
16.032-02-110422	11/04/2022	1,1-Dichloroethane	<0.10	µg/m^3	UJ	GRAB
16.032-02-110422	11/04/2022	1,2-Dichloroethane	0.20	µg/m^3	J	GRAB
16.032-02-110422	11/04/2022	1,1-Dichloroethene	<0.099	µg/m^3	UJ	GRAB
16.032-02-110422	11/04/2022	cis-1,2-Dichloroethene	<0.20	µg/m^3	UJ	GRAB
16.032-02-110422	11/04/2022	trans-1,2-Dichloroethene	<0.099	µg/m^3	UJ	GRAB
16.032-02-110422	11/04/2022	Tetrachloroethene	<0.17	µg/m^3	UJ	GRAB
16.032-02-110422	11/04/2022	1,1,1-Trichloroethane	<0.14	µg/m^3	UJ	GRAB
16.032-02-110422	11/04/2022	Trichloroethene	1.6	µg/m^3	J	GRAB
16.032-02-110422	11/04/2022	Vinyl chloride	<0.13	µg/m^3	UJ	GRAB
22.006-CS-062619	06/26/2019	1,2-Dichloroethane	0.15	µg/m^3	U	BL2
22.006-AA-091521	09/15/2021	1,1,1-Trichloroethane	<0.14	µg/m^3	UJ	GRAB
22.006-AA-091521	09/15/2021	1,1-Dichloroethane	<0.10	µg/m^3	UJ	GRAB
22.006-AA-091521	09/15/2021	1,1-Dichloroethene	<0.099	µg/m^3	UJ	GRAB
22.006-AA-091521	09/15/2021	1,2-Dichloroethane	<0.10	µg/m^3	UJ	GRAB
22.006-AA-091521	09/15/2021	cis-1,2-Dichloroethene	<0.099	µg/m^3	UJ	GRAB
22.006-AA-091521	09/15/2021	Tetrachloroethene	<0.17	µg/m^3	UJ	GRAB
22.006-AA-091521	09/15/2021	trans-1,2-Dichloroethene	<0.099	µg/m^3	UJ	GRAB
22.006-AA-091521	09/15/2021	Trichloroethene	<0.13	µg/m^3	UJ	GRAB
22.006-AA-091521	09/15/2021	Vinyl chloride	<0.13	µg/m^3	UJ	GRAB
22.008-CS-070319	07/03/2019	1,2-Dichloroethane	0.11	µg/m^3	U	BL2
22.008-CS-021920	02/19/2020	1,1,1-Trichloroethane	<0.14	µg/m^3	UJ	GRAB
22.008-CS-021920	02/19/2020	1,1-Dichloroethane	<0.10	µg/m^3	UJ	GRAB

TABLE A-12

HISTORICAL VALIDATION ACTION SUMMARY
Former Ford Aeronutronic Facility
Newport Beach, California

Sample ID	Sample Date	Compound	Lab Result	Units	Qualifier	Reason Codes
22.008-CS-021920	02/19/2020	1,1-Dichloroethene	<0.099	µg/m^3	UJ	GRAB
22.008-CS-021920	02/19/2020	1,2-Dichloroethane	<0.10	µg/m^3	UJ	GRAB
22.008-CS-021920	02/19/2020	cis-1,2-Dichloroethene	<0.099	µg/m^3	UJ	GRAB
22.008-CS-021920	02/19/2020	Tetrachloroethene	<0.17	µg/m^3	UJ	GRAB
22.008-CS-021920	02/19/2020	trans-1,2-Dichloroethene	<0.099	µg/m^3	UJ	GRAB
22.008-CS-021920	02/19/2020	Trichloroethene	<0.13	µg/m^3	UJ	GRAB
22.008-CS-021920	02/19/2020	Vinyl chloride	<0.13	µg/m^3	UJ	GRAB
22.010-SS-010820	01/08/2020	1,1,1-Trichloroethane	<2.7	µg/m^3	R	LEAK
22.010-SS-010820	01/08/2020	1,1-Dichloroethane	<2.0	µg/m^3	R	LEAK
22.010-SS-010820	01/08/2020	1,1-Dichloroethene	<2.0	µg/m^3	R	LEAK
22.010-SS-010820	01/08/2020	1,2-Dichloroethane	<2.0	µg/m^3	R	LEAK
22.010-SS-010820	01/08/2020	cis-1,2-Dichloroethene	<2.0	µg/m^3	R	LEAK
22.010-SS-010820	01/08/2020	Tetrachloroethene	5.2	µg/m^3	R	LEAK
22.010-SS-010820	01/08/2020	trans-1,2-Dichloroethene	<2.0	µg/m^3	R	LEAK
22.010-SS-010820	01/08/2020	Trichloroethene	<2.7	µg/m^3	R	LEAK
22.010-SS-010820	01/08/2020	Vinyl chloride	<1.3	µg/m^3	R	LEAK
22.011-SS-060421	06/04/2021	Trichloroethene	16	µg/m^3	J	FD
22.011-SS1-060421	06/04/2021	Trichloroethene	9.7	µg/m^3	J	FD
22.013-CS-030321	03/03/2021	1,1,1-Trichloroethane	<0.14	µg/m^3	UJ	GRAB
22.013-CS-030321	03/03/2021	1,1-Dichloroethane	<0.10	µg/m^3	UJ	GRAB
22.013-CS-030321	03/03/2021	1,1-Dichloroethene	<0.099	µg/m^3	UJ	GRAB
22.013-CS-030321	03/03/2021	1,2-Dichloroethane	<0.10	µg/m^3	UJ	GRAB
22.013-CS-030321	03/03/2021	cis-1,2-Dichloroethene	<0.099	µg/m^3	UJ	GRAB
22.013-CS-030321	03/03/2021	Tetrachloroethene	<0.17	µg/m^3	UJ	GRAB
22.013-CS-030321	03/03/2021	trans-1,2-Dichloroethene	<0.099	µg/m^3	UJ	GRAB
22.013-CS-030321	03/03/2021	Trichloroethene	<0.13	µg/m^3	UJ	GRAB
22.013-CS-030321	03/03/2021	Vinyl chloride	<0.13	µg/m^3	UJ	GRAB
22.014-SS-030620	03/06/2020	Tetrachloroethene	<3.6	µg/m^3	UJ	FD
22.014-SS1-030620	03/06/2020	Tetrachloroethene	50	µg/m^3	J	FD
22.015-CS-100919	10/09/2019	1,1,1-Trichloroethane	<0.14	µg/m^3	UJ	GRAB
22.015-CS-100919	10/09/2019	1,1-Dichloroethane	<0.10	µg/m^3	UJ	GRAB
22.015-CS-100919	10/09/2019	1,1-Dichloroethene	<0.099	µg/m^3	UJ	GRAB
22.015-CS-100919	10/09/2019	1,2-Dichloroethane	<0.10	µg/m^3	UJ	GRAB
22.015-CS-100919	10/09/2019	cis-1,2-Dichloroethene	<0.099	µg/m^3	UJ	GRAB
22.015-CS-100919	10/09/2019	Tetrachloroethene	<0.17	µg/m^3	UJ	GRAB
22.015-CS-100919	10/09/2019	trans-1,2-Dichloroethene	<0.099	µg/m^3	UJ	GRAB
22.015-CS-100919	10/09/2019	Trichloroethene	<0.13	µg/m^3	UJ	GRAB
22.015-CS-100919	10/09/2019	Vinyl chloride	<0.13	µg/m^3	UJ	GRAB
22.016-01-012920	01/29/2020	Tetrachloroethene	0.35	µg/m^3	J	FD
22.016-01-012920	01/29/2020	Trichloroethene	0.40	µg/m^3	J	FD
22.016-11-012920	01/29/2020	Tetrachloroethene	<0.17	µg/m^3	UJ	FD
22.016-11-012920	01/29/2020	Trichloroethene	<0.13	µg/m^3	UJ	FD
22.016-CS-062619	06/26/2019	1,2-Dichloroethane	0.14	µg/m^3	U	BL2
22.016-SS-012920	01/29/2020	1,1,1-Trichloroethane	<2.7	µg/m^3	R	LEAK
22.016-SS-012920	01/29/2020	1,1-Dichloroethane	<2.0	µg/m^3	R	LEAK
22.016-SS-012920	01/29/2020	1,1-Dichloroethene	<2.0	µg/m^3	R	LEAK
22.016-SS-012920	01/29/2020	1,2-Dichloroethane	<2.0	µg/m^3	R	LEAK
22.016-SS-012920	01/29/2020	cis-1,2-Dichloroethene	<2.0	µg/m^3	R	LEAK

TABLE A-12

HISTORICAL VALIDATION ACTION SUMMARY

Former Ford Aeronutronic Facility

Newport Beach, California

Sample ID	Sample Date	Compound	Lab Result	Units	Qualifier	Reason Codes
22.016-SS-012920	01/29/2020	Tetrachloroethene	<3.4	µg/m^3	R	LEAK
22.016-SS-012920	01/29/2020	trans-1,2-Dichloroethene	<2.0	µg/m^3	R	LEAK
22.016-SS-012920	01/29/2020	Trichloroethene	<2.7	µg/m^3	R	LEAK
22.016-SS-012920	01/29/2020	Vinyl chloride	<1.3	µg/m^3	R	LEAK
22.017-CS-062819	06/28/2019	1,2-Dichloroethane	0.13	µg/m^3	U	BL2
22.018-CS-062119	06/21/2019	1,2-Dichloroethane	0.16	µg/m^3	U	BL2
22.018-CS-072419	07/24/2019	1,2-Dichloroethane	0.12	µg/m^3	U	BL2
22.019-CS-060519	06/05/2019	1,2-Dichloroethane	0.14	µg/m^3	U	BL2
22.019-03-013120	01/31/2020	1,1,1-Trichloroethane	<0.14	µg/m^3	UJ	GRAB
22.019-03-013120	01/31/2020	1,1-Dichloroethane	<0.10	µg/m^3	UJ	GRAB
22.019-03-013120	01/31/2020	1,1-Dichloroethene	<0.099	µg/m^3	UJ	GRAB
22.019-03-013120	01/31/2020	1,2-Dichloroethane	0.18	µg/m^3	J	GRAB
22.019-03-013120	01/31/2020	cis-1,2-Dichloroethene	<0.099	µg/m^3	UJ	GRAB
22.019-03-013120	01/31/2020	Tetrachloroethene	<0.17	µg/m^3	UJ	GRAB
22.019-03-013120	01/31/2020	trans-1,2-Dichloroethene	<0.099	µg/m^3	UJ	GRAB
22.019-03-013120	01/31/2020	Trichloroethene	<0.13	µg/m^3	UJ	GRAB
22.019-03-013120	01/31/2020	Vinyl chloride	<0.13	µg/m^3	UJ	GRAB
22.020-01-061919	06/19/2019	1,2-Dichloroethane	0.88	µg/m^3	J	FD
22.020-11-061919	06/19/2019	1,2-Dichloroethane	0.54	µg/m^3	J	FD
22.020-CS-061919	06/19/2019	1,2-Dichloroethane	0.17	µg/m^3	U	BL2
GGW-23-35	07/28/2021	1,1-Dichloroethene	7.8	µg/L	J	MSDP
GGW-26-15.5	01/19/2022	1,2-Dichloroethane	1.6	µg/L	J+	SSH
GGW-26-15.5	01/19/2022	Trichloroethene	29	µg/L	J+	SSH
GGW-26-24	01/19/2022	1,2-Dichloroethane	2.0	µg/L	J+	SSH
GGW-26-24	01/19/2022	Trichloroethene	70	µg/L	J+	SSH
GGW-26-34	01/19/2022	Trichloroethene	2.3	µg/L	J+	SSH
P-12B	11/15/2021	Vinyl chloride	32	µg/L	J	MSH/MSDH
P-12B	11/15/2021	Trichloroethene	1.8	µg/L	J	MSH/MSDH
P-34	10/26/2022	Sulfate	0.24	mg/L	U	BL2
P-51	10/25/2022	Trichloroethene	1.0	µg/L	U	BL1
P-55	10/25/2022	Trichloroethene	2.8	µg/L	J+	BL1
P-56	05/05/2022	Iron	1.0	mg/L	U	BL1
P-56-DUP	05/05/2022	Iron	1.0	mg/L	U	BL1
P-57	03/24/2022	Chloride	170	mg/L	J-	MSL/MSDL
P-57	08/23/2022	Methane	<1.0	µg/L	UJ	SP
P-57	08/23/2022	Ethene	<1.0	µg/L	UJ	SP
P-57	08/23/2022	Ethane	<1.0	µg/L	UJ	SP
P-58	09/29/2021	Trichloroethene	1.0	µg/L	U	BL3
P-58	03/24/2022	Chloride	240	mg/L	J-	MSL/MSDL
P-58-DUP	03/24/2022	Chloride	230	mg/L	J-	MSL/MSDL
P-59	03/24/2022	Chloride	120	mg/L	J-	MSL/MSDL
P-59	08/25/2022	Ethane	<1.0	µg/L	UJ	SP
P-59	08/25/2022	Methane	<1.0	µg/L	UJ	SP
P-59	08/25/2022	Ethene	<1.0	µg/L	UJ	SP
P-60	03/24/2022	Chloride	160	mg/L	J-	MSL/MSDL
P-61	10/28/2022	Methane	1.0	µg/L	U	BL2
P-62	08/25/2022	Ethane	<1.0	µg/L	UJ	SP
P-62	08/25/2022	Methane	<1.0	µg/L	UJ	SP

TABLE A-12

HISTORICAL VALIDATION ACTION SUMMARY
Former Ford Aeronutronic Facility
Newport Beach, California

Sample ID	Sample Date	Compound	Lab Result	Units	Qualifier	Reason Codes
P-62	08/25/2022	Ethene	<1.0	µg/L	UJ	SP
P-63	08/25/2022	Methane	<1.0	µg/L	UJ	SP
P-63	08/25/2022	Ethene	<1.0	µg/L	UJ	SP
P-63	08/25/2022	Ethane	<1.0	µg/L	UJ	SP
P-64	08/25/2022	Ethene	<1.0	µg/L	UJ	SP
P-64	08/25/2022	Ethane	<1.0	µg/L	UJ	SP
P-64	08/25/2022	Methane	<1.0	µg/L	UJ	SP
PSG-01-01-5	09/21/2021	Trichloroethene	<8.0	µg/m^3	UJ	ICR2
PSG-01-01-15	09/21/2021	Trichloroethene	<8.0	µg/m^3	UJ	ICR2
PSG-01-01-15 REP	09/21/2021	Trichloroethene	<8.0	µg/m^3	UJ	ICR2
PSG-01-01-5	05/09/2022	Trichloroethene	<4.0	µg/m^3	UJ	ICR2
PSG-01-01-15	05/09/2022	Trichloroethene	<4.0	µg/m^3	UJ	ICR2
PSG-01-01-15 REP	05/09/2022	Trichloroethene	<4.0	µg/m^3	UJ	ICR2
PSG-01-01-5	05/09/2022	Vinyl chloride	<4.0	µg/m^3	UJ	CCVL/ICR2
PSG-01-01-15	05/09/2022	Vinyl chloride	<4.0	µg/m^3	UJ	CCVL/ICR2
PSG-01-01-15 REP	05/09/2022	Vinyl chloride	<4.0	µg/m^3	UJ	CCVL/ICR2
PSG-01-02-5	09/21/2021	Trichloroethene	<8.0	µg/m^3	UJ	ICR2
PSG-01-02-15	09/21/2021	Trichloroethene	5.0	µg/m^3	J	ICR2
PSG-01-02-15	01/18/2022	Trichloroethene	4.0	µg/m^3	J+	LCSDH
PSG-01-02-5	05/09/2022	Trichloroethene	<4.0	µg/m^3	UJ	ICR2
PSG-01-02-15	05/09/2022	Trichloroethene	4.0	µg/m^3	J	ICR2
PSG-01-02-5	05/09/2022	Vinyl chloride	<4.0	µg/m^3	UJ	CCVL/ICR2
PSG-01-02-15	05/09/2022	Vinyl chloride	<4.0	µg/m^3	UJ	CCVL/ICR2
PSG-01-02-15	09/06/2022	1,1,1-Trichloroethane	<100	µg/m^3	UJ	SSL
PSG-01-02-15	09/06/2022	1,1-Dichloroethane	<100	µg/m^3	UJ	SSL
PSG-01-02-5	09/06/2022	1,1-Dichloroethene	<100	µg/m^3	UJ	LCSL
PSG-01-02-15	09/06/2022	1,1-Dichloroethene	<100	µg/m^3	UJ	LCSL/SSL
PSG-01-02-15	09/06/2022	1,2-Dichloroethane	<20	µg/m^3	UJ	SSL
PSG-01-02-15	09/06/2022	cis-1,2-Dichloroethene	<100	µg/m^3	UJ	SSL
PSG-01-02-15	09/06/2022	Tetrachloroethene	31	µg/m^3	J	SSH/SSL
PSG-01-02-5	09/06/2022	trans-1,2-Dichloroethene	<100	µg/m^3	UJ	LCSL
PSG-01-02-15	09/06/2022	trans-1,2-Dichloroethene	<100	µg/m^3	UJ	LCSL/SSL
PSG-01-02-15	09/06/2022	Trichloroethene	<20	µg/m^3	UJ	SSL
PSG-01-02-5	09/06/2022	Vinyl chloride	<10	µg/m^3	UJ	LCSL
PSG-01-02-15	09/06/2022	Vinyl chloride	<10	µg/m^3	UJ	LCSL/SSL
PSG-01-03-15	09/21/2021	Trichloroethene	<8.0	µg/m^3	UJ	ICR2
PSG-01-03-15	05/09/2022	Trichloroethene	<4.0	µg/m^3	UJ	ICR2
PSG-01-03-15	05/09/2022	Vinyl chloride	<4.0	µg/m^3	UJ	CCVL/ICR2
PSG-01-04-5	09/21/2021	Trichloroethene	<8.0	µg/m^3	UJ	ICR2
PSG-01-04-15	09/21/2021	Trichloroethene	<8.0	µg/m^3	UJ	ICR2
PSG-01-04-5	05/09/2022	Trichloroethene	<4.0	µg/m^3	UJ	ICR2
PSG-01-04-5	05/09/2022	Vinyl chloride	<4.0	µg/m^3	UJ	CCVL/ICR2
PSG-01-04-15	05/09/2022	Trichloroethene	<4.0	µg/m^3	UJ	ICR2
PSG-01-04-15	05/09/2022	Vinyl chloride	<4.0	µg/m^3	UJ	CCVL/ICR2
PSG-01-04-5 REP	09/06/2022	1,1,1-Trichloroethane	<100	µg/m^3	UJ	SSL
PSG-01-04-5 REP	09/06/2022	1,1-Dichloroethane	<100	µg/m^3	UJ	SSL
PSG-01-04-5	09/06/2022	1,1-Dichloroethene	<100	µg/m^3	UJ	LCSL
PSG-01-04-5 REP	09/06/2022	1,1-Dichloroethene	<100	µg/m^3	UJ	LCSL/SSL

TABLE A-12

HISTORICAL VALIDATION ACTION SUMMARY

Former Ford Aeronutronic Facility

Newport Beach, California

Sample ID	Sample Date	Compound	Lab Result	Units	Qualifier	Reason Codes
PSG-01-04-15	09/06/2022	1,1-Dichloroethene	<100	µg/m^3	UJ	LCSL
PSG-01-04-5 REP	09/06/2022	1,2-Dichloroethane	<20	µg/m^3	UJ	SSL
PSG-01-04-5 REP	09/06/2022	cis-1,2-Dichloroethene	<100	µg/m^3	UJ	SSL
PSG-01-04-5 REP	09/06/2022	Tetrachloroethene	<20	µg/m^3	UJ	SSL
PSG-01-04-15	09/06/2022	Tetrachloroethene	51	µg/m^3	J+	SSH
PSG-01-04-5	09/06/2022	trans-1,2-Dichloroethene	<100	µg/m^3	UJ	LCSL
PSG-01-04-5 REP	09/06/2022	trans-1,2-Dichloroethene	<100	µg/m^3	UJ	LCSL/SSL
PSG-01-04-15	09/06/2022	trans-1,2-Dichloroethene	<100	µg/m^3	UJ	LCSL
PSG-01-04-5 REP	09/06/2022	Trichloroethene	<20	µg/m^3	UJ	SSL
PSG-01-04-5	09/06/2022	Vinyl chloride	<10	µg/m^3	UJ	LCSL
PSG-01-04-5 REP	09/06/2022	Vinyl chloride	<10	µg/m^3	UJ	LCSL/SSL
PSG-01-04-15	09/06/2022	Vinyl chloride	<10	µg/m^3	UJ	LCSL
PSG-01-05-15	09/21/2021	Trichloroethene	<8.0	µg/m^3	UJ	ICR2
PSG-01-05-5	09/21/2021	Trichloroethene	<8.0	µg/m^3	UJ	ICR2
PSG-01-05-15	05/09/2022	Trichloroethene	<4.0	µg/m^3	UJ	ICR2
PSG-01-05-15	05/09/2022	Vinyl chloride	<4.0	µg/m^3	UJ	CCVL/ICR2
PSG-01-05-5	05/09/2022	Trichloroethene	<4.0	µg/m^3	UJ	ICR2
PSG-01-05-5	05/09/2022	Vinyl chloride	<4.0	µg/m^3	UJ	CCVL/ICR2
PSG-01-06-15	09/21/2021	Trichloroethene	<8.0	µg/m^3	UJ	ICR2
PSG-01-06-5	09/21/2021	Trichloroethene	<8.0	µg/m^3	UJ	ICR2
PSG-01-06-5 REP	09/21/2021	Trichloroethene	<8.0	µg/m^3	UJ	ICR2
PSG-01-06-5	01/18/2022	Trichloroethene	7.0	µg/m^3	J+	LCSDH
PSG-01-06-15	05/09/2022	Trichloroethene	<4.0	µg/m^3	UJ	ICR2
PSG-01-06-15	05/09/2022	Vinyl chloride	<4.0	µg/m^3	UJ	CCVL/ICR2
PSG-01-06-5	05/11/2022	1,1-Dichloroethane	<4.0	µg/m^3	R	LEAK
PSG-01-06-5	05/11/2022	1,2-Dichloroethane	<4.0	µg/m^3	R	LEAK
PSG-01-06-5	05/11/2022	1,1-Dichloroethene	<4.0	µg/m^3	R	LEAK
PSG-01-06-5	05/11/2022	cis-1,2-Dichloroethene	<4.0	µg/m^3	R	LEAK
PSG-01-06-5	05/11/2022	trans-1,2-Dichloroethene	<4.0	µg/m^3	R	LEAK
PSG-01-06-5	05/11/2022	Tetrachloroethene	5.0	µg/m^3	R	LEAK
PSG-01-06-5	05/11/2022	1,1,1-Trichloroethane	<4.0	µg/m^3	R	LEAK
PSG-01-06-5	05/11/2022	Trichloroethene	<4.0	µg/m^3	R	LEAK
PSG-01-06-5	05/11/2022	Vinyl chloride	<4.0	µg/m^3	R	LEAK
PSG-01-06-5	09/06/2022	1,1,1-Trichloroethane	<100	µg/m^3	UJ	SSL
PSG-01-06-15	09/06/2022	1,1,1-Trichloroethane	<100	µg/m^3	UJ	SSL
PSG-01-06-5	09/06/2022	1,1-Dichloroethane	<100	µg/m^3	UJ	SSL
PSG-01-06-15	09/06/2022	1,1-Dichloroethane	<100	µg/m^3	UJ	SSL
PSG-01-06-5	09/06/2022	1,1-Dichloroethene	<100	µg/m^3	UJ	LCSL/SSL
PSG-01-06-15	09/06/2022	1,1-Dichloroethene	<100	µg/m^3	UJ	LCSL/SSL
PSG-01-06-5	09/06/2022	1,2-Dichloroethane	<20	µg/m^3	UJ	SSL
PSG-01-06-15	09/06/2022	1,2-Dichloroethane	<20	µg/m^3	UJ	SSL
PSG-01-06-5	09/06/2022	cis-1,2-Dichloroethene	<100	µg/m^3	UJ	SSL
PSG-01-06-15	09/06/2022	cis-1,2-Dichloroethene	<100	µg/m^3	UJ	SSL
PSG-01-06-5	09/06/2022	Tetrachloroethene	<20	µg/m^3	UJ	SSL
PSG-01-06-15	09/06/2022	Tetrachloroethene	<20	µg/m^3	UJ	SSL
PSG-01-06-5	09/06/2022	trans-1,2-Dichloroethene	<100	µg/m^3	UJ	LCSL/SSL
PSG-01-06-15	09/06/2022	trans-1,2-Dichloroethene	<100	µg/m^3	UJ	LCSL/SSL
PSG-01-06-5	09/06/2022	Trichloroethene	<20	µg/m^3	UJ	SSL

TABLE A-12

HISTORICAL VALIDATION ACTION SUMMARY
Former Ford Aeronutronic Facility
Newport Beach, California

Sample ID	Sample Date	Compound	Lab Result	Units	Qualifier	Reason Codes
PSG-01-06-15	09/06/2022	Trichloroethene	<20	µg/m^3	UJ	SSL
PSG-01-06-5	09/06/2022	Vinyl chloride	<10	µg/m^3	UJ	LCSL/SSL
PSG-01-06-15	09/06/2022	Vinyl chloride	<10	µg/m^3	UJ	LCSL/SSL
PSG-01-07-15	09/21/2021	Trichloroethene	11	µg/m^3	J	ICR2
PSG-01-07-5	09/21/2021	Trichloroethene	<8.0	µg/m^3	UJ	ICR2
PSG-01-07-15	01/18/2022	Trichloroethene	10	µg/m^3	J+	LCSDH
PSG-01-07-15	05/09/2022	Trichloroethene	<4.0	µg/m^3	UJ	ICR2
PSG-01-07-15	05/09/2022	Vinyl chloride	<4.0	µg/m^3	UJ	CCVL/ICR2
PSG-01-07-5	05/09/2022	Trichloroethene	<4.0	µg/m^3	UJ	ICR2
PSG-01-07-5	05/09/2022	Vinyl chloride	<4.0	µg/m^3	UJ	CCVL/ICR2
PSG-01-08-15	01/18/2022	Trichloroethene	1,110	µg/m^3	J+	LCSDH
PSG-01-08-5	01/18/2022	Trichloroethene	32	µg/m^3	J+	LCSDH
PSG-01-08-15	05/09/2022	Trichloroethene	771	µg/m^3	J	ICR2
PSG-01-08-15	05/09/2022	Vinyl chloride	<4.0	µg/m^3	UJ	CCVL/ICR2
PSG-01-08-5	05/09/2022	Trichloroethene	27	µg/m^3	J	ICR2
PSG-01-08-5	05/09/2022	Vinyl chloride	<4.0	µg/m^3	UJ	CCVL/ICR2
PSG-01-08-5	09/06/2022	1,1-Dichloroethene	<100	µg/m^3	UJ	LCSL
PSG-01-08-15	09/06/2022	1,1-Dichloroethene	<100	µg/m^3	UJ	LCSL
PSG-01-08-5	09/06/2022	Tetrachloroethene	130	µg/m^3	J+	SSH
PSG-01-08-15	09/06/2022	Tetrachloroethene	470	µg/m^3	J+	SSH
PSG-01-08-5	09/06/2022	trans-1,2-Dichloroethene	<100	µg/m^3	UJ	LCSL
PSG-01-08-15	09/06/2022	trans-1,2-Dichloroethene	<100	µg/m^3	UJ	LCSL
PSG-01-08-15	09/06/2022	Trichloroethene	450	µg/m^3	J+	SSH
PSG-01-08-5	09/06/2022	Vinyl chloride	<10	µg/m^3	UJ	LCSL
PSG-01-08-15	09/06/2022	Vinyl chloride	<10	µg/m^3	UJ	LCSL
PSG-01-09-15	02/11/2020	Vinyl chloride	<8.0	µg/m^3	UJ	LCSL/LCSDL
PSG-01-09-15 REP	02/11/2020	Vinyl chloride	<8.0	µg/m^3	UJ	LCSL/LCSDL
PSG-01-09-5	02/11/2020	Vinyl chloride	<8.0	µg/m^3	UJ	LCSL/LCSDL
PSG-01-09-5	08/12/2020	1,1-Dichloroethene	<8.0	µg/m^3	UJ	CCVL
PSG-01-09-15	09/21/2021	Tetrachloroethene	486	µg/m^3	J	ICR2
PSG-01-09-5	09/21/2021	Tetrachloroethene	102	µg/m^3	J	ICR2
PSG-01-09-15	01/18/2022	Trichloroethene	172	µg/m^3	J+	LCSDH
PSG-01-09-5	01/18/2022	Trichloroethene	12	µg/m^3	J+	LCSDH
PSG-01-09-15	05/09/2022	Tetrachloroethene	584	µg/m^3	J+	CCVH
PSG-01-09-15	05/09/2022	Trichloroethene	156	µg/m^3	J+	CCVH
PSG-01-09-15	05/09/2022	Vinyl chloride	<4.0	µg/m^3	UJ	CCVL
PSG-01-09-5	05/09/2022	Tetrachloroethene	100	µg/m^3	J+	CCVH
PSG-01-09-5	05/09/2022	Trichloroethene	8.0	µg/m^3	J+	CCVH
PSG-01-09-5	05/09/2022	Vinyl chloride	<4.0	µg/m^3	UJ	CCVL
PSG-01-09-5 REP	05/09/2022	Tetrachloroethene	107	µg/m^3	J+	CCVH
PSG-01-09-5 REP	05/09/2022	Trichloroethene	7.0	µg/m^3	J+	CCVH
PSG-01-09-5 REP	05/09/2022	Vinyl chloride	<4.0	µg/m^3	UJ	CCVL
PSG-01-10-15	02/11/2020	Vinyl chloride	<8.0	µg/m^3	UJ	LCSL/LCSDL
PSG-01-10-15	08/12/2020	1,1-Dichloroethene	81	µg/m^3	J-	CCVL
PSG-01-10-15 REP	08/12/2020	1,1-Dichloroethene	74	µg/m^3	J-	CCVL
PSG-01-10-5	08/12/2020	1,1-Dichloroethene	<8.0	µg/m^3	UJ	CCVL
PSG-01-10-15	09/21/2021	Tetrachloroethene	590	µg/m^3	J	ICR2
PSG-01-10-5	09/21/2021	Tetrachloroethene	27	µg/m^3	J	ICR2

TABLE A-12

HISTORICAL VALIDATION ACTION SUMMARY

Former Ford Aeronutronic Facility

Newport Beach, California

Sample ID	Sample Date	Compound	Lab Result	Units	Qualifier	Reason Codes
PSG-01-10-15	01/18/2022	Tetrachloroethene	738	µg/m^3	J	ICR2
PSG-01-10-15	01/18/2022	Trichloroethene	830	µg/m^3	J	ICR2
PSG-01-10-5	01/18/2022	Tetrachloroethene	34	µg/m^3	J	ICR2
PSG-01-10-5	01/18/2022	Trichloroethene	<4.0	µg/m^3	UJ	ICR2
PSG-01-10-5 REP	01/18/2022	Tetrachloroethene	31	µg/m^3	J	ICR2
PSG-01-10-5 REP	01/18/2022	Trichloroethene	<4.0	µg/m^3	UJ	ICR2
PSG-01-10-15	05/09/2022	1,1-Dichloroethene	118	µg/m^3	J+	CCVH
PSG-01-10-15	05/09/2022	Tetrachloroethene	662	µg/m^3	J+	CCVH
PSG-01-10-15	05/09/2022	Trichloroethene	688	µg/m^3	J+	CCVH
PSG-01-10-15	05/09/2022	Vinyl chloride	<4.0	µg/m^3	UJ	CCVL
PSG-01-10-5	05/09/2022	Tetrachloroethene	20	µg/m^3	J+	CCVH
PSG-01-10-5	05/09/2022	Vinyl chloride	<4.0	µg/m^3	UJ	CCVL
PSG-01-10-5	09/06/2022	1,1,1-Trichloroethane	<100	µg/m^3	UJ	SSL
PSG-01-10-15	09/06/2022	1,1,1-Trichloroethane	<100	µg/m^3	UJ	SSL
PSG-01-10-5	09/06/2022	1,1-Dichloroethane	<100	µg/m^3	UJ	SSL
PSG-01-10-15	09/06/2022	1,1-Dichloroethane	<100	µg/m^3	UJ	SSL
PSG-01-10-5	09/06/2022	1,1-Dichloroethene	<100	µg/m^3	UJ	LCSL/SSL
PSG-01-10-15	09/06/2022	1,1-Dichloroethene	<100	µg/m^3	UJ	LCSL/SSL
PSG-01-10-5	09/06/2022	1,2-Dichloroethane	<20	µg/m^3	UJ	SSL
PSG-01-10-15	09/06/2022	1,2-Dichloroethane	<20	µg/m^3	UJ	SSL
PSG-01-10-5	09/06/2022	cis-1,2-Dichloroethene	<100	µg/m^3	UJ	SSL
PSG-01-10-15	09/06/2022	cis-1,2-Dichloroethene	<100	µg/m^3	UJ	SSL
PSG-01-10-5	09/06/2022	Tetrachloroethene	<20	µg/m^3	UJ	SSL
PSG-01-10-15	09/06/2022	Tetrachloroethene	420	µg/m^3	J	SSH/SSL
PSG-01-10-5	09/06/2022	trans-1,2-Dichloroethene	<100	µg/m^3	UJ	LCSL/SSL
PSG-01-10-15	09/06/2022	trans-1,2-Dichloroethene	<100	µg/m^3	UJ	LCSL/SSL
PSG-01-10-5	09/06/2022	Trichloroethene	<20	µg/m^3	UJ	SSL
PSG-01-10-15	09/06/2022	Trichloroethene	550	µg/m^3	J	SSH/SSL
PSG-01-10-5	09/06/2022	Vinyl chloride	<10	µg/m^3	UJ	LCSL/SSL
PSG-01-10-15	09/06/2022	Vinyl chloride	<10	µg/m^3	UJ	LCSL/SSL
PSG-01-11-15	04/17/2019	1,1-Dichloroethene	31	µg/m^3	J	CCVH
PSG-01-11-15	02/11/2020	Vinyl chloride	<8.0	µg/m^3	UJ	LCSL/LCSDL
PSG-01-11-5	02/11/2020	Vinyl chloride	<8.0	µg/m^3	UJ	LCSL/LCSDL
PSG-01-11-15	08/12/2020	1,1-Dichloroethene	21	µg/m^3	J-	CCVL
PSG-01-11-5	08/12/2020	1,1-Dichloroethene	<8.0	µg/m^3	UJ	CCVL
PSG-01-11-15	09/21/2021	Tetrachloroethene	561	µg/m^3	J	ICR2
PSG-01-11-5	09/21/2021	Tetrachloroethene	11	µg/m^3	J	ICR2
PSG-01-11-15	01/18/2022	Tetrachloroethene	621	µg/m^3	J	ICR2
PSG-01-11-15	01/18/2022	Trichloroethene	700	µg/m^3	J	ICR2
PSG-01-11-5	01/18/2022	Tetrachloroethene	13	µg/m^3	J	ICR2
PSG-01-11-5	01/18/2022	Trichloroethene	<4.0	µg/m^3	UJ	ICR2
PSG-01-11-15	05/09/2022	1,1-Dichloroethene	46	µg/m^3	J+	CCVH
PSG-01-11-15	05/09/2022	cis-1,2-Dichloroethene	6.0	µg/m^3	J+	CCVH/ICV
PSG-01-11-15	05/09/2022	Tetrachloroethene	525	µg/m^3	J+	CCVH
PSG-01-11-15	05/09/2022	Trichloroethene	573	µg/m^3	J+	CCVH
PSG-01-11-15	05/09/2022	Vinyl chloride	<4.0	µg/m^3	UJ	CCVL
PSG-01-11-5	05/09/2022	Vinyl chloride	<4.0	µg/m^3	UJ	CCVL
PSG-01-12-15	04/17/2019	1,1-Dichloroethene	9.0	µg/m^3	J	CCVH

TABLE A-12

HISTORICAL VALIDATION ACTION SUMMARY
Former Ford Aeronutronic Facility
Newport Beach, California

Sample ID	Sample Date	Compound	Lab Result	Units	Qualifier	Reason Codes
PSG-01-12-15	02/11/2020	Vinyl chloride	<8.0	µg/m^3	UJ	LCSL/LCSDL
PSG-01-12-15 REP	02/11/2020	Vinyl chloride	<8.0	µg/m^3	UJ	LCSL/LCSDL
PSG-01-12-15	08/12/2020	1,1-Dichloroethene	<8.0	µg/m^3	UJ	CCVL
PSG-01-12-15	05/26/2021	Tetrachloroethene	555	µg/m^3	J+	CCVH
PSG-01-12-15 REP	05/26/2021	Tetrachloroethene	533	µg/m^3	J+	CCVH
PSG-01-12-15	09/21/2021	Tetrachloroethene	491	µg/m^3	J	ICR2
PSG-01-12-15 REP	09/21/2021	Tetrachloroethene	490	µg/m^3	J	ICR2
PSG-01-12-15	01/18/2022	Tetrachloroethene	210	µg/m^3	J	ICR2
PSG-01-12-15	01/18/2022	Trichloroethene	105	µg/m^3	J	ICR2
PSG-01-12-15	05/09/2022	Tetrachloroethene	520	µg/m^3	J+	CCVH
PSG-01-12-15	05/09/2022	Trichloroethene	256	µg/m^3	J+	CCVH
PSG-01-12-15	05/09/2022	Vinyl chloride	<4.0	µg/m^3	UJ	CCVL
PSG-01-12-15	09/06/2022	1,1-Dichloroethane	<100	µg/m^3	UJ	SSL
PSG-01-12-15	09/06/2022	1,2-Dichloroethane	<20	µg/m^3	UJ	SSL
PSG-01-12-15	09/06/2022	1,1-Dichloroethene	<100	µg/m^3	UJ	LCSL/SSL
PSG-01-12-15	09/06/2022	cis-1,2-Dichloroethene	<100	µg/m^3	UJ	SSL
PSG-01-12-15	09/06/2022	trans-1,2-Dichloroethene	<100	µg/m^3	UJ	LCSL/SSL
PSG-01-12-15	09/06/2022	Tetrachloroethene	200	µg/m^3	J	SSH/SSL
PSG-01-12-15	09/06/2022	1,1,1-Trichloroethane	<100	µg/m^3	UJ	SSL
PSG-01-12-15	09/06/2022	Trichloroethene	140	µg/m^3	J	SSH/SSL
PSG-01-12-15	09/06/2022	Vinyl chloride	<10	µg/m^3	UJ	LCSL/SSL
PSG-01-13-15	02/11/2020	Vinyl chloride	<8.0	µg/m^3	UJ	LCSL/LCSDL
PSG-01-13-5	02/11/2020	Vinyl chloride	<8.0	µg/m^3	UJ	LCSL/LCSDL
PSG-01-13-5	08/12/2020	1,1-Dichloroethene	<8.0	µg/m^3	UJ	CCVL
PSG-01-13-15	05/26/2021	Tetrachloroethene	189	µg/m^3	J+	CCVH
PSG-01-13-15	09/21/2021	Tetrachloroethene	158	µg/m^3	J	ICR2
PSG-01-13-5	09/21/2021	Tetrachloroethene	8.0	µg/m^3	J	ICR2
PSG-01-13-5	01/18/2022	Tetrachloroethene	14	µg/m^3	J	ICR2
PSG-01-13-5	01/18/2022	Trichloroethene	<4.0	µg/m^3	UJ	ICR2
PSG-01-13-15	05/09/2022	Vinyl chloride	<4.0	µg/m^3	UJ	CCVL
PSG-01-13-5	05/09/2022	Vinyl chloride	<4.0	µg/m^3	UJ	CCVL
PSG-01-14-15	04/17/2019	1,1-Dichloroethene	10	µg/m^3	J	CCVH
PSG-01-14-5	04/17/2019	1,1-Dichloroethene	11	µg/m^3	J	CCVH
PSG-01-14-15	02/11/2020	Vinyl chloride	<8.0	µg/m^3	UJ	LCSL/LCSDL
PSG-01-14-5	02/11/2020	Vinyl chloride	<8.0	µg/m^3	UJ	LCSL/LCSDL
PSG-01-14-15	08/12/2020	1,1-Dichloroethene	<8.0	µg/m^3	UJ	CCVL
PSG-01-14-5	08/12/2020	1,1-Dichloroethene	<8.0	µg/m^3	UJ	CCVL
PSG-01-14-15	05/26/2021	Tetrachloroethene	411	µg/m^3	J+	CCVH
PSG-01-14-15	09/21/2021	Tetrachloroethene	399	µg/m^3	J	ICR2
PSG-01-14-5	09/21/2021	Tetrachloroethene	22	µg/m^3	J	ICR2
PSG-01-14-15	01/18/2022	Tetrachloroethene	512	µg/m^3	J	ICR2
PSG-01-14-15	01/18/2022	Trichloroethene	326	µg/m^3	J	ICR2
PSG-01-14-5	01/18/2022	Tetrachloroethene	20	µg/m^3	J	ICR2
PSG-01-14-5	01/18/2022	Trichloroethene	<4.0	µg/m^3	UJ	ICR2
PSG-01-14-5 REP	01/18/2022	Tetrachloroethene	16	µg/m^3	J	ICR2
PSG-01-14-5 REP	01/18/2022	Trichloroethene	<4.0	µg/m^3	UJ	ICR2
PSG-01-14-15	05/09/2022	1,1-Dichloroethene	24	µg/m^3	J+	CCVH
PSG-01-14-15	05/09/2022	Tetrachloroethene	502	µg/m^3	J+	CCVH

TABLE A-12

HISTORICAL VALIDATION ACTION SUMMARY

Former Ford Aeronutronic Facility

Newport Beach, California

Sample ID	Sample Date	Compound	Lab Result	Units	Qualifier	Reason Codes
PSG-01-14-15	05/09/2022	Trichloroethene	260	µg/m^3	J+	CCVH
PSG-01-14-15	05/09/2022	Vinyl chloride	<4.0	µg/m^3	UJ	CCVL
PSG-01-14-5	05/09/2022	Tetrachloroethene	19	µg/m^3	J+	CCVH
PSG-01-14-5	05/09/2022	Vinyl chloride	<4.0	µg/m^3	UJ	CCVL
PSG-01-15-15	07/10/2019	1,1-Dichloroethene	<8.0	µg/m^3	UJ	CCVL
PSG-01-15-5	07/10/2019	1,1-Dichloroethene	<8.0	µg/m^3	UJ	CCVL
PSG-01-15-15	02/11/2020	Vinyl chloride	<8.0	µg/m^3	UJ	LCSL/LCSDL
PSG-01-15-15	08/12/2020	1,1-Dichloroethene	<8.0	µg/m^3	UJ	CCVL
PSG-01-15-15	05/26/2021	Tetrachloroethene	72	µg/m^3	J+	CCVH
PSG-01-15-15	09/21/2021	Tetrachloroethene	81	µg/m^3	J	ICR2
PSG-01-15-15	01/18/2022	Tetrachloroethene	97	µg/m^3	J	ICR2
PSG-01-15-15	01/18/2022	Trichloroethene	128	µg/m^3	J	ICR2
PSG-01-15-15	05/09/2022	1,1-Dichloroethane	11	µg/m^3	J+	CCVH
PSG-01-15-15	05/09/2022	cis-1,2-Dichloroethene	25	µg/m^3	J+	CCVH
PSG-01-15-15	05/09/2022	Tetrachloroethene	109	µg/m^3	J+	CCVH
PSG-01-15-15	05/09/2022	Trichloroethene	149	µg/m^3	J+	CCVH
PSG-01-15-15	05/09/2022	Vinyl chloride	<4.0	µg/m^3	UJ	CCVL
PSG-01-16-15	04/17/2019	1,1-Dichloroethene	16	µg/m^3	J	CCVH
PSG-01-16-15	07/10/2019	1,1-Dichloroethene	<8.0	µg/m^3	UJ	CCVL
PSG-01-16-15	08/12/2020	1,1-Dichloroethene	<8.0	µg/m^3	UJ	CCVL
PSG-01-16-15	05/26/2021	Tetrachloroethene	290	µg/m^3	J+	CCVH
PSG-01-16-15	09/21/2021	Tetrachloroethene	245	µg/m^3	J	ICR2
PSG-01-16-5	09/21/2021	Tetrachloroethene	9.0	µg/m^3	J	ICR2
PSG-01-16-15	01/18/2022	Tetrachloroethene	314	µg/m^3	J	ICR2
PSG-01-16-15	01/18/2022	Trichloroethene	338	µg/m^3	J	ICR2
PSG-01-16-15	05/09/2022	1,1-Dichloroethene	6.0	µg/m^3	J+	CCVH
PSG-01-16-15	05/09/2022	Tetrachloroethene	284	µg/m^3	J+	CCVH
PSG-01-16-15	05/09/2022	Trichloroethene	300	µg/m^3	J+	CCVH
PSG-01-16-15	05/09/2022	Vinyl chloride	<4.0	µg/m^3	UJ	CCVL
PSG-01-16-5	05/09/2022	Vinyl chloride	<4.0	µg/m^3	UJ	CCVL
PSG-01-16-15	09/12/2022	1,1-Dichloroethane	<100	µg/m^3	R	LEAK
PSG-01-16-15	09/12/2022	1,2-Dichloroethane	<20	µg/m^3	R	LEAK
PSG-01-16-15	09/12/2022	1,1-Dichloroethene	<100	µg/m^3	R	LEAK
PSG-01-16-15	09/12/2022	cis-1,2-Dichloroethene	<100	µg/m^3	R	LEAK
PSG-01-16-15	09/12/2022	trans-1,2-Dichloroethene	<100	µg/m^3	R	LEAK
PSG-01-16-15	09/12/2022	Tetrachloroethene	240	µg/m^3	R	LEAK
PSG-01-16-15	09/12/2022	1,1,1-Trichloroethane	<100	µg/m^3	R	LEAK
PSG-01-16-15	09/12/2022	Trichloroethene	240	µg/m^3	R	LEAK
PSG-01-16-15	09/12/2022	Vinyl chloride	<10	µg/m^3	R	LEAK
PSG-01-17-15	04/17/2019	1,1-Dichloroethene	22	µg/m^3	J	CCVH
PSG-01-17-15	07/10/2019	1,1-Dichloroethene	<8.0	µg/m^3	UJ	CCVL
PSG-01-17-5	07/10/2019	1,1-Dichloroethene	<8.0	µg/m^3	UJ	CCVL
PSG-01-17-15	08/12/2020	1,1-Dichloroethene	<8.0	µg/m^3	UJ	CCVL
PSG-01-17-5	08/12/2020	1,1-Dichloroethene	<8.0	µg/m^3	UJ	CCVL
PSG-01-17-15	05/26/2021	Tetrachloroethene	440	µg/m^3	J+	CCVH
PSG-01-17-15	01/18/2022	Tetrachloroethene	471	µg/m^3	J	ICR2
PSG-01-17-15	01/18/2022	Trichloroethene	245	µg/m^3	J	ICR2
PSG-01-17-5	01/18/2022	Tetrachloroethene	11	µg/m^3	J	ICR2

TABLE A-12

HISTORICAL VALIDATION ACTION SUMMARY
Former Ford Aeronutronic Facility
Newport Beach, California

Sample ID	Sample Date	Compound	Lab Result	Units	Qualifier	Reason Codes
PSG-01-17-5	01/18/2022	Trichloroethene	<4.0	µg/m^3	UJ	ICR2
PSG-01-17-15	05/10/2022	Trichloroethene	224	µg/m^3	J	ICR2
PSG-01-17-15	05/10/2022	Vinyl chloride	<4.0	µg/m^3	UJ	ICR2
PSG-01-17-15 REP	05/10/2022	Trichloroethene	222	µg/m^3	J	ICR2
PSG-01-17-15 REP	05/10/2022	Vinyl chloride	<4.0	µg/m^3	UJ	ICR2
PSG-01-17-5	05/10/2022	Trichloroethene	<4.0	µg/m^3	UJ	ICR2
PSG-01-17-5	05/10/2022	Vinyl chloride	<4.0	µg/m^3	UJ	ICR2
PSG-01-18-15	07/10/2019	1,1-Dichloroethene	<8.0	µg/m^3	UJ	CCVL
PSG-01-18-5	07/10/2019	1,1-Dichloroethene	<8.0	µg/m^3	UJ	CCVL
PSG-01-18-15	05/26/2021	Tetrachloroethene	155	µg/m^3	J+	CCVH
PSG-01-18-15 REP	05/26/2021	Tetrachloroethene	155	µg/m^3	J+	CCVH
PSG-01-18-15	09/21/2021	Tetrachloroethene	195	µg/m^3	J	ICR2
PSG-01-18-15 REP	09/21/2021	Tetrachloroethene	163	µg/m^3	J	ICR2
PSG-01-18-5	09/21/2021	Tetrachloroethene	<8.0	µg/m^3	UJ	ICR2
PSG-01-18-15	01/18/2022	Tetrachloroethene	45	µg/m^3	J	ICR2
PSG-01-18-15	01/18/2022	Trichloroethene	6.0	µg/m^3	J	ICR2
PSG-01-18-5	01/18/2022	Tetrachloroethene	22	µg/m^3	J	ICR2
PSG-01-18-5	01/18/2022	Trichloroethene	<4.0	µg/m^3	UJ	ICR2
PSG-01-18-15	05/10/2022	Trichloroethene	<4.0	µg/m^3	UJ	ICR2
PSG-01-18-15	05/10/2022	Vinyl chloride	<4.0	µg/m^3	UJ	ICR2
PSG-01-18-5	05/10/2022	Trichloroethene	<4.0	µg/m^3	UJ	ICR2
PSG-01-18-5	05/10/2022	Vinyl chloride	<4.0	µg/m^3	UJ	ICR2
PSG-01-19-15	07/10/2019	1,1-Dichloroethene	<8.0	µg/m^3	UJ	CCVL
PSG-01-19-5	07/10/2019	1,1-Dichloroethene	<8.0	µg/m^3	UJ	CCVL
PSG-01-19-15	09/21/2021	Tetrachloroethene	14	µg/m^3	J	ICR2
PSG-01-19-5	09/21/2021	Tetrachloroethene	<8.0	µg/m^3	UJ	ICR2
PSG-01-19-15	01/19/2022	Tetrachloroethene	10	µg/m^3	J	ICR2
PSG-01-19-15	01/19/2022	Trichloroethene	5.0	µg/m^3	J	ICR2
PSG-01-19-5	01/19/2022	Tetrachloroethene	<4.0	µg/m^3	UJ	ICR2
PSG-01-19-5	01/19/2022	Trichloroethene	<4.0	µg/m^3	UJ	ICR2
PSG-01-19-15	05/10/2022	Trichloroethene	5.0	µg/m^3	J	ICR2
PSG-01-19-15	05/10/2022	Vinyl chloride	<4.0	µg/m^3	UJ	ICR2
PSG-01-19-5	05/10/2022	Trichloroethene	<4.0	µg/m^3	UJ	ICR2
PSG-01-19-5	05/10/2022	Vinyl chloride	<4.0	µg/m^3	UJ	ICR2
PSG-01-20-15	07/10/2019	1,1-Dichloroethene	44	µg/m^3	J-	CCVL
PSG-01-20-5	07/10/2019	1,1-Dichloroethene	<8.0	µg/m^3	UJ	CCVL
PSG-01-20-15	05/13/2020	1,1-Dichloroethene	32	µg/m^3	J-	CCVL
PSG-01-20-5	05/13/2020	1,1-Dichloroethene	<8.0	µg/m^3	UJ	CCVL
PSG-01-20-15	05/26/2021	Tetrachloroethene	217	µg/m^3	J+	CCVH
PSG-01-20-15	09/21/2021	Tetrachloroethene	211	µg/m^3	J	ICR2
PSG-01-20-5	09/21/2021	Tetrachloroethene	8.0	µg/m^3	J	ICR2
PSG-01-20-15	01/19/2022	Tetrachloroethene	223	µg/m^3	J	ICR2
PSG-01-20-15	01/19/2022	Trichloroethene	318	µg/m^3	J	ICR2
PSG-01-20-5	01/19/2022	Tetrachloroethene	<4.0	µg/m^3	UJ	ICR2
PSG-01-20-5	01/19/2022	Trichloroethene	<4.0	µg/m^3	UJ	ICR2
PSG-01-20-5 REP	01/19/2022	Tetrachloroethene	<4.0	µg/m^3	UJ	ICR2
PSG-01-20-5 REP	01/19/2022	Trichloroethene	<4.0	µg/m^3	UJ	ICR2
PSG-01-20-15	05/10/2022	Trichloroethene	276	µg/m^3	J	ICR2

TABLE A-12

HISTORICAL VALIDATION ACTION SUMMARY
Former Ford Aeronutronic Facility
Newport Beach, California

Sample ID	Sample Date	Compound	Lab Result	Units	Qualifier	Reason Codes
PSG-01-20-15	05/10/2022	Vinyl chloride	<4.0	µg/m^3	UJ	ICR2
PSG-01-20-5	05/10/2022	Trichloroethene	<4.0	µg/m^3	UJ	ICR2
PSG-01-20-5	05/10/2022	Vinyl chloride	<4.0	µg/m^3	UJ	ICR2
PSG-01-21-15	07/10/2019	1,1-Dichloroethene	38	µg/m^3	J-	CCVL
PSG-01-21-5	07/10/2019	1,1-Dichloroethene	<8.0	µg/m^3	UJ	CCVL
PSG-01-21-15	05/13/2020	1,1-Dichloroethene	30	µg/m^3	J-	CCVL
PSG-01-21-15 REP	05/13/2020	1,1-Dichloroethene	31	µg/m^3	J-	CCVL
PSG-01-21-15	05/26/2021	Tetrachloroethene	145	µg/m^3	J+	CCVH
PSG-01-21-15	09/21/2021	Tetrachloroethene	176	µg/m^3	J	ICR2
PSG-01-21-5	09/21/2021	Tetrachloroethene	<8.0	µg/m^3	UJ	ICR2
PSG-01-21-15	01/19/2022	Tetrachloroethene	146	µg/m^3	J	ICR2
PSG-01-21-15	01/19/2022	Trichloroethene	259	µg/m^3	J	ICR2
PSG-01-21-15	05/10/2022	Trichloroethene	238	µg/m^3	J	ICR2
PSG-01-21-15	05/10/2022	Vinyl chloride	10	µg/m^3	J	ICR2
PSG-01-21-5	05/10/2022	Trichloroethene	<4.0	µg/m^3	UJ	ICR2
PSG-01-21-5	05/10/2022	Vinyl chloride	<4.0	µg/m^3	UJ	ICR2
PSG-01-22-15	04/16/2019	Vinyl chloride	12	µg/m^3	J	CCVH
PSG-01-22-15	05/13/2020	1,1-Dichloroethene	<8.0	µg/m^3	UJ	CCVL
PSG-01-22-5	05/13/2020	1,1-Dichloroethene	<8.0	µg/m^3	UJ	CCVL
PSG-01-22-15	05/26/2021	Vinyl chloride	<8.0	µg/m^3	UJ	CCVL
PSG-01-22-5	05/26/2021	Vinyl chloride	<8.0	µg/m^3	UJ	CCVL
PSG-01-22-15	09/21/2021	Tetrachloroethene	7.0	µg/m^3	J	ICR2
PSG-01-22-15 REP	09/21/2021	Tetrachloroethene	8.0	µg/m^3	J	ICR2
PSG-01-22-5	09/21/2021	Tetrachloroethene	<8.0	µg/m^3	UJ	ICR2
PSG-01-22-15	01/19/2022	Tetrachloroethene	7.0	µg/m^3	J	ICR2
PSG-01-22-15	01/19/2022	Trichloroethene	5.0	µg/m^3	J	ICR2
PSG-01-22-5	01/19/2022	Tetrachloroethene	<4.0	µg/m^3	UJ	ICR2
PSG-01-22-5	01/19/2022	Trichloroethene	<4.0	µg/m^3	UJ	ICR2
PSG-01-22-15	05/10/2022	Trichloroethene	5.0	µg/m^3	J	ICR2
PSG-01-22-15	05/10/2022	Vinyl chloride	<4.0	µg/m^3	UJ	ICR2
PSG-01-22-5	05/10/2022	Trichloroethene	<4.0	µg/m^3	UJ	ICR2
PSG-01-22-5	05/10/2022	Vinyl chloride	<4.0	µg/m^3	UJ	ICR2
PSG-01-22-5	09/12/2022	1,1-Dichloroethane	<100	µg/m^3	UJ	ISL/SSL
PSG-01-22-5	09/12/2022	1,2-Dichloroethane	<20	µg/m^3	UJ	ISL/SSL
PSG-01-22-5	09/12/2022	1,1-Dichloroethene	<100	µg/m^3	UJ	ISL/SSL
PSG-01-22-5	09/12/2022	cis-1,2-Dichloroethene	<100	µg/m^3	UJ	ISL/SSL
PSG-01-22-5	09/12/2022	trans-1,2-Dichloroethene	<100	µg/m^3	UJ	ISL/SSL
PSG-01-22-5	09/12/2022	Tetrachloroethene	<20	µg/m^3	UJ	SSL
PSG-01-22-5	09/12/2022	1,1,1-Trichloroethane	<100	µg/m^3	UJ	ISL/SSL
PSG-01-22-5	09/12/2022	Trichloroethene	<20	µg/m^3	UJ	ISL/SSL
PSG-01-22-5	09/12/2022	Vinyl chloride	<10	µg/m^3	UJ	ISL/SSL
PSG-01-23-15	05/13/2020	1,1-Dichloroethene	<8.0	µg/m^3	UJ	CCVL
PSG-01-23-5	05/26/2021	Vinyl chloride	<8.0	µg/m^3	UJ	CCVL
PSG-01-23-5	09/21/2021	Tetrachloroethene	<8.0	µg/m^3	UJ	ICR2
PSG-01-23-5	05/10/2022	Trichloroethene	<4.0	µg/m^3	UJ	ICR2
PSG-01-23-5	05/10/2022	Vinyl chloride	<4.0	µg/m^3	UJ	ICR2
PSG-01-24-15	05/13/2020	1,1-Dichloroethene	<8.0	µg/m^3	UJ	CCVL
PSG-01-24-15	05/26/2021	Vinyl chloride	<8.0	µg/m^3	UJ	CCVL

TABLE A-12

HISTORICAL VALIDATION ACTION SUMMARY
Former Ford Aeronutronic Facility
Newport Beach, California

Sample ID	Sample Date	Compound	Lab Result	Units	Qualifier	Reason Codes
PSG-01-24-15	09/21/2021	Tetrachloroethene	<8.0	µg/m^3	UJ	ICR2
PSG-01-24-15	01/19/2022	Tetrachloroethene	<4.0	µg/m^3	UJ	ICR2
PSG-01-24-15	01/19/2022	Trichloroethene	<4.0	µg/m^3	UJ	ICR2
PSG-01-24-15	05/10/2022	Trichloroethene	<4.0	µg/m^3	UJ	ICR2
PSG-01-24-15	05/10/2022	Vinyl chloride	<4.0	µg/m^3	UJ	ICR2
PSG-01-25-15	05/13/2020	1,1-Dichloroethene	<8.0	µg/m^3	UJ	CCVL
PSG-01-25-5	05/13/2020	1,1-Dichloroethene	<8.0	µg/m^3	UJ	CCVL
PSG-01-25-15	05/26/2021	Vinyl chloride	<8.0	µg/m^3	UJ	CCVL
PSG-01-25-5	05/26/2021	Vinyl chloride	<8.0	µg/m^3	UJ	CCVL
PSG-01-25-5 REP	05/26/2021	Vinyl chloride	<8.0	µg/m^3	UJ	CCVL
PSG-01-25-15	09/21/2021	Tetrachloroethene	<8.0	µg/m^3	UJ	ICR2
PSG-01-25-5	09/21/2021	Tetrachloroethene	<8.0	µg/m^3	UJ	ICR2
PSG-01-25-15	01/19/2022	Tetrachloroethene	<4.0	µg/m^3	UJ	ICR2
PSG-01-25-15	01/19/2022	Trichloroethene	<4.0	µg/m^3	UJ	ICR2
PSG-01-25-5	01/19/2022	Tetrachloroethene	<4.0	µg/m^3	UJ	ICR2
PSG-01-25-5	01/19/2022	Trichloroethene	<4.0	µg/m^3	UJ	ICR2
PSG-01-26-15	05/13/2020	1,1-Dichloroethene	<8.0	µg/m^3	UJ	CCVL
PSG-01-26-15 REP	05/13/2020	1,1-Dichloroethene	<8.0	µg/m^3	UJ	CCVL
PSG-01-26-5	05/13/2020	1,1-Dichloroethene	<8.0	µg/m^3	UJ	CCVL
PSG-01-26-15	05/26/2021	Vinyl chloride	<8.0	µg/m^3	UJ	CCVL
PSG-01-26-5	05/26/2021	Vinyl chloride	<8.0	µg/m^3	UJ	CCVL
PSG-01-26-15	09/22/2021	Trichloroethene	<8.0	µg/m^3	UJ	ICR2
PSG-01-26-5	09/22/2021	Trichloroethene	<8.0	µg/m^3	UJ	ICR2
PSG-01-26-15	01/19/2022	Tetrachloroethene	<4.0	µg/m^3	UJ	ICR2
PSG-01-26-15	01/19/2022	Trichloroethene	<4.0	µg/m^3	UJ	ICR2
PSG-01-26-5	01/19/2022	Tetrachloroethene	<4.0	µg/m^3	UJ	ICR2
PSG-01-26-5	01/19/2022	Trichloroethene	<4.0	µg/m^3	UJ	ICR2
PSG-01-26-5	09/14/2022	trans-1,2-Dichloroethene	<100	µg/m^3	UJ	CCVL
PSG-01-27-15	05/13/2020	1,1-Dichloroethene	<8.0	µg/m^3	UJ	CCVL
PSG-01-27-5	05/13/2020	1,1-Dichloroethene	<8.0	µg/m^3	UJ	CCVL
PSG-01-27-15	05/26/2021	Vinyl chloride	<8.0	µg/m^3	UJ	CCVL
PSG-01-27-5	05/26/2021	Vinyl chloride	<8.0	µg/m^3	UJ	CCVL
PSG-01-27-15	09/22/2021	Trichloroethene	<8.0	µg/m^3	UJ	ICR2
PSG-01-27-5	09/22/2021	Trichloroethene	<8.0	µg/m^3	UJ	ICR2
PSG-01-27-15	01/19/2022	Tetrachloroethene	<4.0	µg/m^3	UJ	ICR2
PSG-01-27-15	01/19/2022	Trichloroethene	<4.0	µg/m^3	UJ	ICR2
PSG-01-27-5	01/19/2022	Tetrachloroethene	<4.0	µg/m^3	UJ	ICR2
PSG-01-27-5	01/19/2022	Trichloroethene	<4.0	µg/m^3	UJ	ICR2
PSG-01-28-15	04/16/2019	Vinyl chloride	13	µg/m^3	J	CCVH
PSG-01-28-15	05/13/2020	1,1-Dichloroethene	<8.0	µg/m^3	UJ	CCVL
PSG-01-28-5	05/13/2020	1,1-Dichloroethene	<8.0	µg/m^3	UJ	CCVL
PSG-01-28-15	05/26/2021	Vinyl chloride	<8.0	µg/m^3	UJ	CCVL
PSG-01-28-5	05/26/2021	Vinyl chloride	<8.0	µg/m^3	UJ	CCVL
PSG-01-28-15	09/22/2021	Trichloroethene	37	µg/m^3	J	ICR2
PSG-01-28-5	09/22/2021	Trichloroethene	<8.0	µg/m^3	UJ	ICR2
PSG-01-28-15	01/20/2022	Tetrachloroethene	73	µg/m^3	J	ICR2
PSG-01-28-15	01/20/2022	Trichloroethene	29	µg/m^3	J	ICR2
PSG-01-28-5	01/20/2022	Tetrachloroethene	<4.0	µg/m^3	UJ	ICR2

TABLE A-12

HISTORICAL VALIDATION ACTION SUMMARY

Former Ford Aeronutronic Facility

Newport Beach, California

Sample ID	Sample Date	Compound	Lab Result	Units	Qualifier	Reason Codes
PSG-01-28-5	01/20/2022	Trichloroethene	<4.0	µg/m^3	UJ	ICR2
PSG-01-28-5 REP	01/20/2022	Tetrachloroethene	<4.0	µg/m^3	UJ	ICR2
PSG-01-28-5 REP	01/20/2022	Trichloroethene	<4.0	µg/m^3	UJ	ICR2
PSG-01-28-5	09/14/2022	trans-1,2-Dichloroethene	<100	µg/m^3	UJ	CCVL
PSG-01-28-15	09/14/2022	trans-1,2-Dichloroethene	<100	µg/m^3	UJ	CCVL
PSG-01-28-15	09/14/2022	Tetrachloroethene	50	µg/m^3	J+	SSH
PSG-01-28-15 REP	09/14/2022	trans-1,2-Dichloroethene	<100	µg/m^3	UJ	CCVL
PSG-01-29-13	05/26/2021	Vinyl chloride	<8.0	µg/m^3	UJ	CCVL
PSG-01-29-13	09/22/2021	Trichloroethene	<8.0	µg/m^3	UJ	ICR2
PSG-01-29-6	09/22/2021	Trichloroethene	<8.0	µg/m^3	UJ	ICR2
PSG-01-29-13	01/20/2022	Tetrachloroethene	<4.0	µg/m^3	UJ	ICR2
PSG-01-29-13	01/20/2022	Trichloroethene	<4.0	µg/m^3	UJ	ICR2
PSG-01-29-6	01/20/2022	Tetrachloroethene	<4.0	µg/m^3	UJ	ICR2
PSG-01-29-6	01/20/2022	Trichloroethene	<4.0	µg/m^3	UJ	ICR2
PSG-01-30-5	05/26/2021	Vinyl chloride	<8.0	µg/m^3	UJ	CCVL
PSG-01-30-5 REP	05/26/2021	Vinyl chloride	<8.0	µg/m^3	UJ	CCVL
PSG-01-30-5	09/22/2021	Trichloroethene	<8.0	µg/m^3	UJ	ICR2
PSG-01-30-5	01/20/2022	Tetrachloroethene	<4.0	µg/m^3	UJ	ICR2
PSG-01-30-5	01/20/2022	Trichloroethene	<4.0	µg/m^3	UJ	ICR2
PSG-01-30-5	09/14/2022	trans-1,2-Dichloroethene	<100	µg/m^3	UJ	CCVL
PSG-01-31-5	09/22/2021	Trichloroethene	<8.0	µg/m^3	UJ	ICR2
PSG-01-31-5	01/20/2022	Tetrachloroethene	<4.0	µg/m^3	UJ	ICR2
PSG-01-31-5	01/20/2022	Trichloroethene	<4.0	µg/m^3	UJ	ICR2
PSG-01-32-5	09/22/2021	Trichloroethene	<8.0	µg/m^3	UJ	ICR2
PSG-01-32-5	01/20/2022	Tetrachloroethene	<4.0	µg/m^3	UJ	ICR2
PSG-01-32-5	01/20/2022	Trichloroethene	<4.0	µg/m^3	UJ	ICR2
PSG-01-32-5	09/14/2022	trans-1,2-Dichloroethene	<100	µg/m^3	UJ	CCVL
PSG-01-33-5	09/22/2021	Trichloroethene	<8.0	µg/m^3	UJ	ICR2
PSG-01-34-15	09/22/2021	Trichloroethene	<8.0	µg/m^3	UJ	ICR2
PSG-01-34-5	09/22/2021	Trichloroethene	<8.0	µg/m^3	UJ	ICR2
PSG-01-34-15	01/20/2022	Tetrachloroethene	<4.0	µg/m^3	UJ	ICR2
PSG-01-34-15	01/20/2022	Trichloroethene	<4.0	µg/m^3	UJ	ICR2
PSG-01-34-5	01/20/2022	Tetrachloroethene	<4.0	µg/m^3	UJ	ICR2
PSG-01-34-5	01/20/2022	Trichloroethene	<4.0	µg/m^3	UJ	ICR2
PSG-01-34-5	09/14/2022	trans-1,2-Dichloroethene	<100	µg/m^3	UJ	CCVL
PSG-01-34-15	09/14/2022	trans-1,2-Dichloroethene	<100	µg/m^3	UJ	CCVL
PSG-01-35-5	07/10/2019	1,1-Dichloroethene	<8.0	µg/m^3	UJ	CCVL
PSG-01-35-15	01/20/2022	Tetrachloroethene	<4.0	µg/m^3	UJ	ICR2
PSG-01-35-15	01/20/2022	Trichloroethene	<4.0	µg/m^3	UJ	ICR2
PSG-01-35-5	01/20/2022	Tetrachloroethene	<4.0	µg/m^3	UJ	ICR2
PSG-01-35-5	01/20/2022	Trichloroethene	<4.0	µg/m^3	UJ	ICR2
PSG-01-36-15	01/20/2022	Tetrachloroethene	<4.0	µg/m^3	UJ	ICR2
PSG-01-36-15	01/20/2022	Trichloroethene	<4.0	µg/m^3	UJ	ICR2
PSG-01-36-5	01/20/2022	Tetrachloroethene	<4.0	µg/m^3	UJ	ICR2
PSG-01-36-5	01/20/2022	Trichloroethene	<4.0	µg/m^3	UJ	ICR2
PSG-01-36-5	09/14/2022	trans-1,2-Dichloroethene	<100	µg/m^3	UJ	CCVL
PSG-01-36-15	09/14/2022	trans-1,2-Dichloroethene	<100	µg/m^3	UJ	CCVL
PSG-01-36-15 REP	09/14/2022	trans-1,2-Dichloroethene	<100	µg/m^3	UJ	CCVL

TABLE A-12

HISTORICAL VALIDATION ACTION SUMMARY
Former Ford Aeronutronic Facility
Newport Beach, California

Sample ID	Sample Date	Compound	Lab Result	Units	Qualifier	Reason Codes
PSG-01-37-5	07/10/2019	1,1,1-Trichloroethane	<8.0	µg/m^3	UJ	CCVL
PSG-01-37-5 REP	07/10/2019	1,1,1-Trichloroethane	<8.0	µg/m^3	UJ	CCVL
PSG-01-37-5	01/20/2022	Tetrachloroethene	<4.0	µg/m^3	UJ	ICR2
PSG-01-37-5	01/20/2022	Trichloroethene	<4.0	µg/m^3	UJ	ICR2
PSG-01-38-15	07/10/2019	1,1,1-Trichloroethane	<8.0	µg/m^3	UJ	CCVL
PSG-01-38-5	07/10/2019	1,1,1-Trichloroethane	<8.0	µg/m^3	UJ	CCVL
PSG-01-38-5	09/14/2022	trans-1,2-Dichloroethene	<100	µg/m^3	UJ	CCVL
PSG-01-38-15	09/14/2022	trans-1,2-Dichloroethene	<100	µg/m^3	UJ	CCVL
PSG-01-39-15	07/10/2019	1,1,1-Trichloroethane	<8.0	µg/m^3	UJ	CCVL
PSG-01-39-5	07/10/2019	1,1,1-Trichloroethane	<8.0	µg/m^3	UJ	CCVL
PSG-01-39-15	05/15/2020	Vinyl chloride	<8.0	µg/m^3	UJ	CCVL
PSG-01-39-15 REP	05/15/2020	Vinyl chloride	<8.0	µg/m^3	UJ	CCVL
PSG-01-39-5	05/15/2020	Vinyl chloride	<8.0	µg/m^3	UJ	CCVL
PSG-01-39-15	09/15/2022	Tetrachloroethene	410	µg/m^3	J+	SSH
PSG-01-39-5	09/15/2022	Tetrachloroethene	55	µg/m^3	J+	SSH
PSG-01-39-5 REP	09/15/2022	Tetrachloroethene	52	µg/m^3	J+	SSH
PSG-01-39-15	09/15/2022	trans-1,2-Dichloroethene	<100	µg/m^3	UJ	CCVL
PSG-01-39-5	09/15/2022	trans-1,2-Dichloroethene	<100	µg/m^3	UJ	CCVL
PSG-01-39-5 REP	09/15/2022	trans-1,2-Dichloroethene	<100	µg/m^3	UJ	CCVL
PSG-01-39-15	09/15/2022	Trichloroethene	360	µg/m^3	J+	SSH
PSG-01-40-5	07/10/2019	1,1,1-Trichloroethane	<8.0	µg/m^3	UJ	CCVL
PSG-01-40-5	02/11/2020	Vinyl chloride	<8.0	µg/m^3	UJ	LCSL/LCSDL
PSG-01-40-5	09/15/2022	trans-1,2-Dichloroethene	<100	µg/m^3	UJ	CCVL
PSG-01-41-5	05/12/2022	Trichloroethene	5.0	µg/m^3	J+	LCSH
PSG-01-42-5	07/10/2019	1,1,1-Trichloroethane	<8.0	µg/m^3	UJ	CCVL
PSG-01-43-13.5	04/22/2019	1,1-Dichloroethene	39	µg/m^3	J	CCVH
PSG-01-43-13.5	07/10/2019	1,1,1-Trichloroethane	<8.0	µg/m^3	UJ	CCVL
PSG-01-43-13.5	05/15/2020	Vinyl chloride	<8.0	µg/m^3	UJ	CCVL
PSG-01-43-13.5 REP	05/15/2020	Vinyl chloride	<8.0	µg/m^3	UJ	CCVL
PSG-01-43-13.5	05/12/2022	Trichloroethene	61	µg/m^3	J+	LCSH
PSG-01-43-13.5	09/15/2022	trans-1,2-Dichloroethene	<100	µg/m^3	UJ	CCVL
PSG-01-43-13.5	09/15/2022	Trichloroethene	31	µg/m^3	J+	SSH
PSG-01-44-15	04/22/2019	1,1-Dichloroethene	154	µg/m^3	J	CCVH
PSG-01-44-15 REP	04/22/2019	1,1-Dichloroethene	134	µg/m^3	J	CCVH
PSG-01-44-15	07/10/2019	1,1,1-Trichloroethane	<8.0	µg/m^3	UJ	CCVL
PSG-01-44-15	05/15/2020	Vinyl chloride	<8.0	µg/m^3	UJ	CCVL
PSG-01-44-5	05/15/2020	Vinyl chloride	<8.0	µg/m^3	UJ	CCVL
PSG-01-44-15	05/12/2022	1,1-Dichloroethene	78	µg/m^3	J	FD
PSG-01-44-15	05/12/2022	cis-1,2-Dichloroethene	65	µg/m^3	J	FD
PSG-01-44-15	05/12/2022	Tetrachloroethene	247	µg/m^3	J	FD
PSG-01-44-15	05/12/2022	Trichloroethene	737	µg/m^3	J+	FD/LCSH
PSG-01-44-15 REP	05/12/2022	1,1-Dichloroethene	114	µg/m^3	J	FD
PSG-01-44-15 REP	05/12/2022	cis-1,2-Dichloroethene	99	µg/m^3	J	FD
PSG-01-44-15 REP	05/12/2022	Tetrachloroethene	366	µg/m^3	J	FD
PSG-01-44-15 REP	05/12/2022	Trichloroethene	1,110	µg/m^3	J+	FD/LCSH
PSG-01-45-15	04/22/2019	1,1-Dichloroethene	22	µg/m^3	J	CCVH
PSG-01-45-15	07/10/2019	1,1,1-Trichloroethane	<8.0	µg/m^3	UJ	CCVL
PSG-01-45-15 REP	07/10/2019	1,1,1-Trichloroethane	<8.0	µg/m^3	UJ	CCVL

TABLE A-12

HISTORICAL VALIDATION ACTION SUMMARY

Former Ford Aeronutronic Facility

Newport Beach, California

Sample ID	Sample Date	Compound	Lab Result	Units	Qualifier	Reason Codes
PSG-01-45-15	05/15/2020	Vinyl chloride	<8.0	µg/m^3	UJ	CCVL
PSG-01-45-15	05/12/2022	Trichloroethene	186	µg/m^3	J+	LCSH
PSG-01-45-15	09/15/2022	Tetrachloroethene	38	µg/m^3	J+	SSH
PSG-01-45-15	09/15/2022	trans-1,2-Dichloroethene	<100	µg/m^3	UJ	CCVL
PSG-01-45-15	09/15/2022	Trichloroethene	120	µg/m^3	J+	SSH
PSG-01-46-15	04/22/2019	1,1-Dichloroethene	258	µg/m^3	J	CCVH
PSG-01-46-15	07/10/2019	1,1,1-Trichloroethane	<8.0	µg/m^3	UJ	CCVL
PSG-01-46-15	05/15/2020	Vinyl chloride	30	µg/m^3	J-	CCVL
PSG-01-46-5	05/15/2020	Vinyl chloride	<8.0	µg/m^3	UJ	CCVL
PSG-01-46-15	05/12/2022	Trichloroethene	1,410	µg/m^3	J+	LCSH
PSG-01-47-15	04/17/2019	Tetrachloroethene	686	µg/m^3	J	FD
PSG-01-47-15	04/17/2019	Trichloroethene	845	µg/m^3	J	FD
PSG-01-47-15 REP	04/17/2019	Tetrachloroethene	496	µg/m^3	J	FD
PSG-01-47-15 REP	04/17/2019	Trichloroethene	599	µg/m^3	J	FD
PSG-01-47-15	05/15/2020	Vinyl chloride	<8.0	µg/m^3	UJ	CCVL
PSG-01-47-5	05/15/2020	Vinyl chloride	<8.0	µg/m^3	UJ	CCVL
PSG-01-47-15	05/12/2022	Trichloroethene	582	µg/m^3	J+	LCSH
PSG-01-47-5	05/12/2022	Trichloroethene	11	µg/m^3	J+	LCSH
PSG-01-47-5 REP	05/12/2022	Trichloroethene	11	µg/m^3	J+	LCSH
PSG-01-47-15	09/15/2022	Tetrachloroethene	310	µg/m^3	J+	SSH
PSG-01-47-5	09/15/2022	Tetrachloroethene	25	µg/m^3	J+	SSH
PSG-01-47-15	09/15/2022	trans-1,2-Dichloroethene	<100	µg/m^3	UJ	CCVL
PSG-01-47-5	09/15/2022	trans-1,2-Dichloroethene	<100	µg/m^3	UJ	CCVL
PSG-01-47-15	09/15/2022	Trichloroethene	390	µg/m^3	J+	SSH
PSG-01-48-5	05/15/2020	1,1-Dichloroethene	<8.0	µg/m^3	UJ	CCVL/LCSDL
PSG-01-48-5	09/15/2022	trans-1,2-Dichloroethene	<100	µg/m^3	UJ	CCVL
PSG-01-49-15	05/15/2020	1,1-Dichloroethene	28	µg/m^3	J-	CCVL/LCSDL
PSG-01-49-5	05/15/2020	1,1-Dichloroethene	<8.0	µg/m^3	UJ	CCVL/LCSDL
PSG-01-49-15	01/25/2022	Vinyl chloride	<4.0	µg/m^3	UJ	LCSL/LCSDL
PSG-01-49-5	01/25/2022	Vinyl chloride	<4.0	µg/m^3	UJ	LCSL/LCSDL
PSG-01-49-5 REP	01/25/2022	Vinyl chloride	<4.0	µg/m^3	UJ	LCSL/LCSDL
PSG-01-49-15	05/12/2022	Trichloroethene	299	µg/m^3	J+	LCSH
PSG-01-50-15	05/15/2020	1,1-Dichloroethene	<8.0	µg/m^3	UJ	CCVL/LCSDL
PSG-01-50-5	05/15/2020	1,1-Dichloroethene	<8.0	µg/m^3	UJ	CCVL/LCSDL
PSG-01-50-15	01/25/2022	Vinyl chloride	<4.0	µg/m^3	UJ	LCSL/LCSDL
PSG-01-50-5	01/25/2022	Vinyl chloride	<4.0	µg/m^3	UJ	LCSL/LCSDL
PSG-01-50-5	09/15/2022	trans-1,2-Dichloroethene	<100	µg/m^3	UJ	CCVL
PSG-01-50-15	09/15/2022	trans-1,2-Dichloroethene	<100	µg/m^3	UJ	CCVL
PSG-01-51-15	05/15/2020	1,1-Dichloroethene	<8.0	µg/m^3	UJ	CCVL/LCSDL
PSG-01-51-5	05/15/2020	1,1-Dichloroethene	<8.0	µg/m^3	UJ	CCVL/LCSDL
PSG-01-51-15	09/24/2021	trans-1,2-Dichloroethene	<8.0	µg/m^3	UJ	CCVL
PSG-01-51-5	09/24/2021	trans-1,2-Dichloroethene	<8.0	µg/m^3	UJ	CCVL
PSG-01-51-15	01/25/2022	Vinyl chloride	<4.0	µg/m^3	UJ	LCSL/LCSDL
PSG-01-51-5	01/25/2022	Vinyl chloride	<4.0	µg/m^3	UJ	LCSL/LCSDL
PSG-01-51-15	05/12/2022	Trichloroethene	8.0	µg/m^3	J+	LCSH
PSG-01-52-15	05/15/2020	1,1-Dichloroethene	<8.0	µg/m^3	UJ	CCVL/LCSDL
PSG-01-52-15	09/24/2021	trans-1,2-Dichloroethene	<8.0	µg/m^3	UJ	CCVL
PSG-01-52-5	09/24/2021	trans-1,2-Dichloroethene	<8.0	µg/m^3	UJ	CCVL

TABLE A-12

HISTORICAL VALIDATION ACTION SUMMARY
Former Ford Aeronutronic Facility
Newport Beach, California

Sample ID	Sample Date	Compound	Lab Result	Units	Qualifier	Reason Codes
PSG-01-52-15	01/25/2022	Vinyl chloride	<4.0	µg/m^3	UJ	LCSL/LCSDL
PSG-01-52-5	01/25/2022	Vinyl chloride	<4.0	µg/m^3	UJ	LCSL/LCSDL
PSG-01-52-15	05/13/2022	Trichloroethene	137	µg/m^3	J	FD
PSG-01-52-15 REP	05/13/2022	Trichloroethene	101	µg/m^3	J	FD
PSG-01-53-15	05/15/2020	1,1-Dichloroethene	23	µg/m^3	J-	CCVL/LCSDL
PSG-01-53-15 REP	05/15/2020	1,1-Dichloroethene	22	µg/m^3	J-	CCVL/LCSDL
PSG-01-53-15	09/24/2021	trans-1,2-Dichloroethene	<8.0	µg/m^3	UJ	CCVL
PSG-01-53-5	09/24/2021	trans-1,2-Dichloroethene	<8.0	µg/m^3	UJ	CCVL
PSG-01-53-15	01/25/2022	Vinyl chloride	<4.0	µg/m^3	UJ	LCSL/LCSDL
PSG-01-54-15	05/15/2020	1,1-Dichloroethene	<8.0	µg/m^3	UJ	CCVL/LCSDL
PSG-01-54-5	05/15/2020	1,1-Dichloroethene	<8.0	µg/m^3	UJ	CCVL/LCSDL
PSG-01-54-15	09/24/2021	trans-1,2-Dichloroethene	<8.0	µg/m^3	UJ	CCVL
PSG-01-54-5	09/24/2021	trans-1,2-Dichloroethene	<8.0	µg/m^3	UJ	CCVL
PSG-01-54-15	01/25/2022	Vinyl chloride	<4.0	µg/m^3	UJ	LCSL/LCSDL
PSG-01-54-5	01/25/2022	Vinyl chloride	<4.0	µg/m^3	UJ	LCSL/LCSDL
PSG-01-55-5	05/14/2020	1,1-Dichloroethene	<8.0	µg/m^3	UJ	CCVL/LCSL
PSG-01-55-5	09/24/2021	trans-1,2-Dichloroethene	<8.0	µg/m^3	UJ	CCVL
PSG-01-55-5	01/25/2022	Vinyl chloride	<4.0	µg/m^3	UJ	LCSL/LCSDL
PSG-01-56-15	05/14/2020	1,1-Dichloroethene	<8.0	µg/m^3	UJ	CCVL/LCSL
PSG-01-56-5	05/14/2020	1,1-Dichloroethene	<8.0	µg/m^3	UJ	CCVL/LCSL
PSG-01-56-15	09/24/2021	trans-1,2-Dichloroethene	22	µg/m^3	J-	CCVL
PSG-01-56-5	09/24/2021	trans-1,2-Dichloroethene	<8.0	µg/m^3	UJ	CCVL
PSG-01-56-15	01/25/2022	Vinyl chloride	11	µg/m^3	J-	LCSL/LCSDL
PSG-01-56-5	01/25/2022	Vinyl chloride	<4.0	µg/m^3	UJ	LCSL/LCSDL
PSG-01-56-15	09/16/2022	1,1-Dichloroethane	230	µg/m^3	J+	ICVSH
PSG-01-57-15	05/14/2020	1,1-Dichloroethene	<8.0	µg/m^3	UJ	CCVL/LCSL
PSG-01-57-15 REP	05/14/2020	1,1-Dichloroethene	<8.0	µg/m^3	UJ	CCVL/LCSL
PSG-01-57-15	09/24/2021	trans-1,2-Dichloroethene	<8.0	µg/m^3	UJ	CCVL
PSG-01-57-5	09/24/2021	trans-1,2-Dichloroethene	<8.0	µg/m^3	UJ	CCVL
PSG-01-57-15	01/25/2022	Tetrachloroethene	71	µg/m^3	J	ICR2
PSG-01-57-15	01/25/2022	Trichloroethene	916	µg/m^3	J	ICR2
PSG-01-57-15	01/25/2022	Vinyl chloride	<4.0	µg/m^3	UJ	LCSL/LCSDL
PSG-01-57-5	01/25/2022	Tetrachloroethene	6.0	µg/m^3	J	ICR2
PSG-01-57-5	01/25/2022	Trichloroethene	<4.0	µg/m^3	UJ	ICR2
PSG-01-57-5	01/25/2022	Vinyl chloride	<4.0	µg/m^3	UJ	LCSL/LCSDL
PSG-01-58-5	05/14/2020	1,1-Dichloroethene	<8.0	µg/m^3	UJ	CCVL/LCSL
PSG-01-58-5	09/24/2021	trans-1,2-Dichloroethene	<8.0	µg/m^3	UJ	CCVL
PSG-01-58-5	01/25/2022	Tetrachloroethene	7.0	µg/m^3	J	ICR2
PSG-01-58-5	01/25/2022	Trichloroethene	<4.0	µg/m^3	UJ	ICR2
PSG-01-58-5	01/25/2022	Vinyl chloride	<4.0	µg/m^3	UJ	LCSL/LCSDL
PSG-01-59-15	05/14/2020	1,1-Dichloroethene	<8.0	µg/m^3	UJ	CCVL/LCSL
PSG-01-59-5	05/14/2020	1,1-Dichloroethene	<8.0	µg/m^3	UJ	CCVL/LCSL
PSG-01-59-15	09/24/2021	trans-1,2-Dichloroethene	<8.0	µg/m^3	UJ	CCVL
PSG-01-59-5	09/24/2021	trans-1,2-Dichloroethene	<8.0	µg/m^3	UJ	CCVL
PSG-01-59-15	01/25/2022	Tetrachloroethene	16	µg/m^3	J	ICR2
PSG-01-59-15	01/25/2022	Trichloroethene	13	µg/m^3	J	ICR2
PSG-01-59-15	01/25/2022	Vinyl chloride	<4.0	µg/m^3	UJ	LCSL/LCSDL
PSG-01-59-5	01/25/2022	Tetrachloroethene	12	µg/m^3	J	ICR2

TABLE A-12

HISTORICAL VALIDATION ACTION SUMMARY
Former Ford Aeronutronic Facility
Newport Beach, California

Sample ID	Sample Date	Compound	Lab Result	Units	Qualifier	Reason Codes
PSG-01-59-5	01/25/2022	Trichloroethene	6.0	µg/m^3	J	ICR2
PSG-01-59-5	01/25/2022	Vinyl chloride	<4.0	µg/m^3	UJ	LCSL/LCSDL
PSG-01-60-5	01/25/2022	Tetrachloroethene	6.0	µg/m^3	J	ICR2
PSG-01-60-5	01/25/2022	Trichloroethene	<4.0	µg/m^3	UJ	ICR2
PSG-01-60-5	01/25/2022	Vinyl chloride	<4.0	µg/m^3	UJ	LCSL/LCSDL
PSG-01-61-5	08/27/2019	Vinyl chloride	<8.0	µg/m^3	UJ	LCSL/LCSDL
PSG-01-61-5	05/14/2020	1,1-Dichloroethene	<8.0	µg/m^3	UJ	CCVL/LCSL
PSG-01-61-5	01/25/2022	Tetrachloroethene	8.0	µg/m^3	J	ICR2
PSG-01-61-5	01/25/2022	Trichloroethene	<4.0	µg/m^3	UJ	ICR2
PSG-01-61-5	01/25/2022	Vinyl chloride	<4.0	µg/m^3	UJ	LCSL/LCSDL
PSG-01-62-15	08/27/2019	Vinyl chloride	<8.0	µg/m^3	UJ	LCSL/LCSDL
PSG-01-62-5	08/27/2019	Vinyl chloride	<8.0	µg/m^3	UJ	LCSL/LCSDL
PSG-01-62-15	05/14/2020	1,1-Dichloroethene	<8.0	µg/m^3	UJ	CCVL/LCSL
PSG-01-62-15 REP	05/14/2020	1,1-Dichloroethene	<8.0	µg/m^3	UJ	CCVL/LCSL
PSG-01-62-5	05/14/2020	1,1-Dichloroethene	<8.0	µg/m^3	UJ	CCVL/LCSL
PSG-01-62-15	01/25/2022	Tetrachloroethene	6.0	µg/m^3	J	ICR2
PSG-01-62-15	01/25/2022	Trichloroethene	<4.0	µg/m^3	UJ	ICR2
PSG-01-62-15	01/25/2022	Vinyl chloride	<4.0	µg/m^3	UJ	LCSL/LCSDL
PSG-01-62-5	01/25/2022	Tetrachloroethene	6.0	µg/m^3	J	ICR2
PSG-01-62-5	01/25/2022	Trichloroethene	<4.0	µg/m^3	UJ	ICR2
PSG-01-62-5	01/25/2022	Vinyl chloride	<4.0	µg/m^3	UJ	LCSL/LCSDL
PSG-01-62-15	05/16/2022	Trichloroethene	<4.0	µg/m^3	UJ	ICR2
PSG-01-62-15	05/16/2022	Vinyl chloride	<4.0	µg/m^3	UJ	ICR2
PSG-01-62-5	05/16/2022	Trichloroethene	<4.0	µg/m^3	UJ	ICR2
PSG-01-62-5	05/16/2022	Vinyl chloride	<4.0	µg/m^3	UJ	ICR2
PSG-01-63-5	08/27/2019	Vinyl chloride	<8.0	µg/m^3	UJ	LCSL/LCSDL
PSG-01-63-5 REP	08/27/2019	Vinyl chloride	<8.0	µg/m^3	UJ	LCSL/LCSDL
PSG-01-63-5	05/14/2020	1,1-Dichloroethene	<8.0	µg/m^3	UJ	CCVL/LCSL
PSG-01-63-5	01/25/2022	Tetrachloroethene	129	µg/m^3	J	ICR2
PSG-01-63-5	01/25/2022	Trichloroethene	65	µg/m^3	J	ICR2
PSG-01-63-5	01/25/2022	Vinyl chloride	<4.0	µg/m^3	UJ	LCSL/LCSDL
PSG-01-63-5 REP	01/25/2022	Tetrachloroethene	137	µg/m^3	J	ICR2
PSG-01-63-5 REP	01/25/2022	Trichloroethene	67	µg/m^3	J	ICR2
PSG-01-63-5 REP	01/25/2022	Vinyl chloride	<4.0	µg/m^3	UJ	LCSL/LCSDL
PSG-01-63-5	05/16/2022	Trichloroethene	50	µg/m^3	J	ICR2
PSG-01-63-5	05/16/2022	Vinyl chloride	<4.0	µg/m^3	UJ	ICR2
PSG-01-64-15	08/27/2019	Vinyl chloride	<8.0	µg/m^3	UJ	LCSL/LCSDL
PSG-01-64-5	08/27/2019	Vinyl chloride	<8.0	µg/m^3	UJ	LCSL/LCSDL
PSG-01-64-15	05/14/2020	1,1-Dichloroethene	<8.0	µg/m^3	UJ	CCVL/LCSL
PSG-01-64-5	05/14/2020	1,1-Dichloroethene	<8.0	µg/m^3	UJ	CCVL/LCSL
PSG-01-64-15	01/25/2022	Tetrachloroethene	13	µg/m^3	J	ICR2
PSG-01-64-15	01/25/2022	Trichloroethene	<4.0	µg/m^3	UJ	ICR2
PSG-01-64-15	01/25/2022	Vinyl chloride	<4.0	µg/m^3	UJ	LCSL/LCSDL
PSG-01-64-5	01/25/2022	Tetrachloroethene	7.0	µg/m^3	J	ICR2
PSG-01-64-5	01/25/2022	Trichloroethene	<4.0	µg/m^3	UJ	ICR2
PSG-01-64-5	01/25/2022	Vinyl chloride	<4.0	µg/m^3	UJ	LCSL/LCSDL
PSG-01-64-15	05/16/2022	Trichloroethene	<4.0	µg/m^3	UJ	ICR2
PSG-01-64-15	05/16/2022	Vinyl chloride	<4.0	µg/m^3	UJ	ICR2

TABLE A-12

HISTORICAL VALIDATION ACTION SUMMARY
Former Ford Aeronutronic Facility
Newport Beach, California

Sample ID	Sample Date	Compound	Lab Result	Units	Qualifier	Reason Codes
PSG-01-64-5	05/16/2022	Trichloroethene	<4.0	µg/m^3	UJ	ICR2
PSG-01-64-5	05/16/2022	Vinyl chloride	<4.0	µg/m^3	UJ	ICR2
PSG-01-64-5	09/16/2022	1,1-Dichloroethene	<100	µg/m^3	UJ	CCVL
PSG-01-64-15	09/16/2022	1,1-Dichloroethene	<100	µg/m^3	UJ	CCVL
PSG-01-64-5	09/16/2022	trans-1,2-Dichloroethene	<100	µg/m^3	UJ	CCVL
PSG-01-64-15	09/16/2022	trans-1,2-Dichloroethene	<100	µg/m^3	UJ	CCVL
PSG-01-65-5	08/27/2019	Vinyl chloride	<8.0	µg/m^3	UJ	LCSL/LCSDL
PSG-01-65-5	05/14/2020	1,1-Dichloroethene	<8.0	µg/m^3	UJ	CCVL/LCSL
PSG-01-65-5	01/26/2022	Vinyl chloride	<4.0	µg/m^3	UJ	LCSL/LCSDL
PSG-01-65-5	05/16/2022	Trichloroethene	<4.0	µg/m^3	UJ	ICR2
PSG-01-65-5	05/16/2022	Vinyl chloride	<4.0	µg/m^3	UJ	ICR2
PSG-01-66-15	08/27/2019	Vinyl chloride	<8.0	µg/m^3	UJ	LCSL/LCSDL
PSG-01-66-15	05/12/2020	1,1-Dichloroethene	224	µg/m^3	J-	CCVL/LCSL
PSG-01-66-15	01/26/2022	Trichloroethene	4,700	µg/m^3	J+	CCVH
PSG-01-66-15	01/26/2022	Vinyl chloride	<4.0	µg/m^3	UJ	LCSL/LCSDL
PSG-01-66-15 REP	01/26/2022	Trichloroethene	5,810	µg/m^3	J+	CCVH
PSG-01-66-15 REP	01/26/2022	Vinyl chloride	<4.0	µg/m^3	UJ	LCSL/LCSDL
PSG-01-66-15	05/16/2022	Trichloroethene	5,950	µg/m^3	J	ICR2
PSG-01-66-15	05/16/2022	Vinyl chloride	<4.0	µg/m^3	UJ	ICR2
PSG-01-66-5	05/16/2022	Trichloroethene	18	µg/m^3	J	ICR2
PSG-01-66-5	05/16/2022	Vinyl chloride	<4.0	µg/m^3	UJ	ICR2
PSG-01-66-5	09/16/2022	1,1-Dichloroethene	170	µg/m^3	J	CCVL/SSH
PSG-01-66-5 REP	09/16/2022	1,1-Dichloroethene	210	µg/m^3	J	CCVL/SSH
PSG-01-66-5	09/16/2022	Tetrachloroethene	67	µg/m^3	J+	SSH
PSG-01-66-5 REP	09/16/2022	Tetrachloroethene	86	µg/m^3	J+	SSH
PSG-01-66-5	09/16/2022	trans-1,2-Dichloroethene	<100	µg/m^3	UJ	CCVL
PSG-01-66-5 REP	09/16/2022	trans-1,2-Dichloroethene	<100	µg/m^3	UJ	CCVL
PSG-01-66-5	09/16/2022	Trichloroethene	3,300	µg/m^3	J+	SSH
PSG-01-66-5 REP	09/16/2022	Trichloroethene	4,100	µg/m^3	J+	SSH
PSG-01-66-5	12/21/2022	trans-1,2-Dichloroethene	<100	µg/m^3	UJ	LCSL
PSG-01-66-5 REP	12/21/2022	trans-1,2-Dichloroethene	<100	µg/m^3	UJ	LCSL
PSG-01-67-15	08/27/2019	Vinyl chloride	<8.0	µg/m^3	UJ	LCSL/LCSDL
PSG-01-67-5	08/27/2019	Vinyl chloride	<8.0	µg/m^3	UJ	LCSL/LCSDL
PSG-01-67-15	01/26/2022	Trichloroethene	484	µg/m^3	J+	CCVH
PSG-01-67-15	01/26/2022	Vinyl chloride	<4.0	µg/m^3	UJ	LCSL/LCSDL
PSG-01-67-15 REP	01/26/2022	Trichloroethene	360	µg/m^3	J+	CCVH
PSG-01-67-15 REP	01/26/2022	Vinyl chloride	<4.0	µg/m^3	UJ	LCSL/LCSDL
PSG-01-67-5	01/26/2022	Trichloroethene	5.0	µg/m^3	J+	CCVH
PSG-01-67-5	01/26/2022	Vinyl chloride	<4.0	µg/m^3	UJ	LCSL/LCSDL
PSG-01-67-15	05/16/2022	Trichloroethene	471	µg/m^3	J	ICR2
PSG-01-67-15	05/16/2022	Vinyl chloride	<4.0	µg/m^3	UJ	ICR2
PSG-01-67-5	05/16/2022	Trichloroethene	6.0	µg/m^3	J	ICR2
PSG-01-67-5	05/16/2022	Vinyl chloride	<4.0	µg/m^3	UJ	ICR2
PSG-01-68-15	08/28/2019	Vinyl chloride	<8.0	µg/m^3	UJ	CCVL
PSG-01-68-5	08/28/2019	Vinyl chloride	<8.0	µg/m^3	UJ	CCVL
PSG-01-68-15	05/12/2020	1,1-Dichloroethene	<8.0	µg/m^3	UJ	CCVL/LCSL
PSG-01-68-5	05/12/2020	1,1-Dichloroethene	<8.0	µg/m^3	UJ	CCVL/LCSL
PSG-01-68-15	01/26/2022	Trichloroethene	7.0	µg/m^3	J+	CCVH

TABLE A-12

HISTORICAL VALIDATION ACTION SUMMARY

Former Ford Aeronutronic Facility

Newport Beach, California

Sample ID	Sample Date	Compound	Lab Result	Units	Qualifier	Reason Codes
PSG-01-68-15	01/26/2022	Vinyl chloride	<4.0	µg/m^3	UJ	LCSL/LCSDL
PSG-01-68-5	01/26/2022	Vinyl chloride	<4.0	µg/m^3	UJ	LCSL/LCSDL
PSG-01-69-5	08/28/2019	Vinyl chloride	<8.0	µg/m^3	UJ	CCVL
PSG-01-69-5	05/12/2020	1,1-Dichloroethene	<8.0	µg/m^3	UJ	CCVL/LCSL
PSG-01-69-5	01/26/2022	Vinyl chloride	<4.0	µg/m^3	UJ	LCSL/LCSDL
PSG-01-70-15	08/28/2019	Vinyl chloride	<8.0	µg/m^3	UJ	CCVL
PSG-01-70-5	08/28/2019	Vinyl chloride	<8.0	µg/m^3	UJ	CCVL
PSG-01-70-5 REP	08/28/2019	Vinyl chloride	<8.0	µg/m^3	UJ	CCVL
PSG-01-70-15	05/12/2020	1,1-Dichloroethene	<8.0	µg/m^3	UJ	CCVL/LCSL
PSG-01-70-15	09/24/2021	Tetrachloroethene	<8.0	µg/m^3	UJ	ICR2
PSG-01-70-5	09/24/2021	1,1-Dichloroethane	<8.0	µg/m^3	UJ	ISL
PSG-01-70-5	09/24/2021	1,2-Dichloroethane	<8.0	µg/m^3	UJ	ISL
PSG-01-70-5	09/24/2021	1,1-Dichloroethene	<8.0	µg/m^3	UJ	ISL
PSG-01-70-5	09/24/2021	cis-1,2-Dichloroethene	<8.0	µg/m^3	UJ	ISL
PSG-01-70-5	09/24/2021	trans-1,2-Dichloroethene	<8.0	µg/m^3	UJ	ISL
PSG-01-70-5	09/24/2021	Tetrachloroethene	<8.0	µg/m^3	UJ	ICR2
PSG-01-70-5	09/24/2021	1,1,1-Trichloroethane	<8.0	µg/m^3	UJ	ISL
PSG-01-70-5	09/24/2021	Trichloroethene	<8.0	µg/m^3	UJ	ISL
PSG-01-70-5	09/24/2021	Vinyl chloride	<8.0	µg/m^3	UJ	ISL
PSG-01-70-15	01/26/2022	Vinyl chloride	<4.0	µg/m^3	UJ	LCSL/LCSDL
PSG-01-70-5	01/26/2022	Vinyl chloride	<4.0	µg/m^3	UJ	LCSL/LCSDL
PSG-01-71-15	08/28/2019	Vinyl chloride	<8.0	µg/m^3	UJ	CCVL
PSG-01-71-5	08/28/2019	Vinyl chloride	<8.0	µg/m^3	UJ	CCVL
PSG-01-71-15	05/12/2020	1,1-Dichloroethene	<8.0	µg/m^3	UJ	CCVL/LCSL
PSG-01-71-15 REP	05/12/2020	1,1-Dichloroethene	<8.0	µg/m^3	UJ	CCVL/LCSL
PSG-01-71-15	09/24/2021	Tetrachloroethene	<8.0	µg/m^3	UJ	ICR2
PSG-01-71-5	09/24/2021	Tetrachloroethene	<8.0	µg/m^3	UJ	ICR2
PSG-01-71-15	01/26/2022	Vinyl chloride	<4.0	µg/m^3	UJ	LCSL/LCSDL
PSG-01-71-5	01/26/2022	Vinyl chloride	<4.0	µg/m^3	UJ	LCSL/LCSDL
PSG-01-72-15	08/28/2019	Vinyl chloride	<8.0	µg/m^3	UJ	CCVL
PSG-01-72-5	08/28/2019	Vinyl chloride	<8.0	µg/m^3	UJ	CCVL
PSG-01-72-15	05/12/2020	1,1-Dichloroethene	<8.0	µg/m^3	UJ	CCVL/LCSL
PSG-01-72-15	09/24/2021	Tetrachloroethene	<8.0	µg/m^3	UJ	ICR2
PSG-01-72-5	09/24/2021	Tetrachloroethene	<8.0	µg/m^3	UJ	ICR2
PSG-01-72-15	01/26/2022	Vinyl chloride	<4.0	µg/m^3	UJ	LCSL/LCSDL
PSG-01-72-5	01/26/2022	Vinyl chloride	<4.0	µg/m^3	UJ	LCSL/LCSDL
PSG-01-73-15	08/28/2019	Vinyl chloride	<8.0	µg/m^3	UJ	CCVL
PSG-01-73-5	08/28/2019	Vinyl chloride	<8.0	µg/m^3	UJ	CCVL
PSG-01-73-15	05/12/2020	1,1-Dichloroethene	<8.0	µg/m^3	UJ	CCVL/LCSL
PSG-01-73-5	05/12/2020	1,1-Dichloroethene	<8.0	µg/m^3	UJ	CCVL/LCSL
PSG-01-73-15	09/24/2021	Tetrachloroethene	111	µg/m^3	J	ICR2
PSG-01-73-5	09/24/2021	Tetrachloroethene	9.0	µg/m^3	J	ICR2
PSG-01-73-15	01/26/2022	Vinyl chloride	<4.0	µg/m^3	UJ	LCSL/LCSDL
PSG-01-73-5	01/26/2022	Vinyl chloride	<4.0	µg/m^3	UJ	LCSL/LCSDL
PSG-01-74-15	08/28/2019	Vinyl chloride	<8.0	µg/m^3	UJ	CCVL
PSG-01-74-5	08/28/2019	Vinyl chloride	<8.0	µg/m^3	UJ	CCVL
PSG-01-74-15	05/12/2020	1,1-Dichloroethene	<8.0	µg/m^3	UJ	CCVL/LCSL
PSG-01-74-15	09/24/2021	Tetrachloroethene	13	µg/m^3	J	ICR2

TABLE A-12

HISTORICAL VALIDATION ACTION SUMMARY
Former Ford Aeronutronic Facility
Newport Beach, California

Sample ID	Sample Date	Compound	Lab Result	Units	Qualifier	Reason Codes
PSG-01-74-5	09/24/2021	Tetrachloroethene	<8.0	µg/m^3	UJ	ICR2
PSG-01-75-14.5	05/12/2020	1,1-Dichloroethene	<8.0	µg/m^3	UJ	CCVL/LCSL
PSG-01-75-14.5	09/24/2021	Tetrachloroethene	43	µg/m^3	J	ICR2
PSG-01-75-14.5	01/11/2022	Trichloroethene	823	µg/m^3	J+	LCSH
PSG-01-75-14.5	05/16/2022	1,1-Dichloroethene	212	µg/m^3	J+	CCVH
PSG-01-76-15	05/12/2020	1,1-Dichloroethene	<8.0	µg/m^3	UJ	CCVL/LCSL
PSG-01-76-15	09/24/2021	Tetrachloroethene	12	µg/m^3	J	ICR2
PSG-01-77-15	05/12/2020	1,1-Dichloroethene	<8.0	µg/m^3	UJ	CCVL/LCSL
PSG-01-77-15 REP	05/12/2020	1,1-Dichloroethene	<8.0	µg/m^3	UJ	CCVL/LCSL
PSG-01-77-5	05/12/2020	1,1-Dichloroethene	<8.0	µg/m^3	UJ	CCVL/LCSL
PSG-01-77-15	09/24/2021	Tetrachloroethene	28	µg/m^3	J	ICR2
PSG-01-77-15 REP	09/24/2021	Tetrachloroethene	28	µg/m^3	J	ICR2
PSG-01-77-5	09/24/2021	Tetrachloroethene	<8.0	µg/m^3	UJ	ICR2
PSG-01-77-15	01/11/2022	Trichloroethene	287	µg/m^3	J+	LCSH
PSG-01-77-5	01/11/2022	Trichloroethene	19	µg/m^3	J+	LCSH
PSG-01-77-5 REP	01/11/2022	Trichloroethene	16	µg/m^3	J+	LCSH
PSG-01-77-15	05/16/2022	1,1-Dichloroethene	35	µg/m^3	J+	CCVH
PSG-01-78-13	06/08/2021	Vinyl chloride	34	µg/m^3	J+	LCSH/LCSDH
PSG-01-78-13 REP	06/08/2021	Vinyl chloride	34	µg/m^3	J+	LCSH/LCSDH
PSG-01-78-5	06/08/2021	Vinyl chloride	48	µg/m^3	J+	LCSH/LCSDH
PSG-01-78-13	09/28/2021	Tetrachloroethene	1,200	µg/m^3	J	ICR2
PSG-01-78-13 REP	09/28/2021	Tetrachloroethene	1,280	µg/m^3	J	ICR2
PSG-01-78-5	09/28/2021	Tetrachloroethene	52	µg/m^3	J	ICR2
PSG-01-78-13	01/11/2022	1,2-Dichloroethane	26	µg/m^3	J+	LCSH
PSG-01-78-13	01/11/2022	Trichloroethene	14,700	µg/m^3	J+	LCSH
PSG-01-78-5	01/11/2022	Trichloroethene	147	µg/m^3	J+	LCSH
PSG-01-78-13	05/13/2022	Tetrachloroethene	1,140	µg/m^3	J+	CCVH/LCSH
PSG-01-78-13	05/13/2022	Trichloroethene	14,700	µg/m^3	J	ICR2
PSG-01-78-13	05/13/2022	Vinyl chloride	33	µg/m^3	J	ICR2
PSG-01-78-13 REP	05/13/2022	Tetrachloroethene	1,100	µg/m^3	J+	CCVH/LCSH
PSG-01-78-13 REP	05/13/2022	Trichloroethene	14,300	µg/m^3	J	ICR2
PSG-01-78-13 REP	05/13/2022	Vinyl chloride	33	µg/m^3	J	ICR2
PSG-01-78-5	05/13/2022	Tetrachloroethene	68	µg/m^3	J+	CCVH/LCSH
PSG-01-78-5	05/13/2022	Trichloroethene	171	µg/m^3	J	ICR2
PSG-01-78-5	05/13/2022	Vinyl chloride	<4.0	µg/m^3	UJ	ICR2
PSG-01-78-5	09/16/2022	1,1-Dichloroethene	<100	µg/m^3	UJ	CCVL
PSG-01-78-13	09/16/2022	1,1-Dichloroethene	140	µg/m^3	J	CCVL/SSH
PSG-01-78-13	09/16/2022	cis-1,2-Dichloroethene	690	µg/m^3	J+	SSH
PSG-01-78-13	09/16/2022	Tetrachloroethene	580	µg/m^3	J+	SSH
PSG-01-78-5	09/16/2022	trans-1,2-Dichloroethene	<100	µg/m^3	UJ	CCVL
PSG-01-78-13	09/16/2022	trans-1,2-Dichloroethene	120	µg/m^3	J	CCVL/SSH
PSG-01-78-13	09/16/2022	Trichloroethene	9,500	µg/m^3	J+	SSH
PSG-01-79-13	06/08/2021	Vinyl chloride	205	µg/m^3	J+	LCSH/LCSDH
PSG-01-79-5	06/08/2021	Vinyl chloride	235	µg/m^3	J+	LCSH/LCSDH
PSG-01-79-13	09/28/2021	Tetrachloroethene	432	µg/m^3	J	ICR2
PSG-01-79-13	01/11/2022	1,2-Dichloroethane	33	µg/m^3	J+	LCSH
PSG-01-79-13	01/11/2022	Trichloroethene	11,300	µg/m^3	J+	LCSH
PSG-01-79-13	05/13/2022	Tetrachloroethene	345	µg/m^3	J+	CCVH/LCSH

TABLE A-12

HISTORICAL VALIDATION ACTION SUMMARY
Former Ford Aeronutronic Facility
Newport Beach, California

Sample ID	Sample Date	Compound	Lab Result	Units	Qualifier	Reason Codes
PSG-01-79-13	05/13/2022	Trichloroethene	9,170	µg/m^3	J	ICR2
PSG-01-79-13	05/13/2022	Vinyl chloride	238	µg/m^3	J	ICR2
PSG-01-79-13	09/16/2022	1,1-Dichloroethene	310	µg/m^3	J	CCVL/SSH
PSG-01-79-13	09/16/2022	cis-1,2-Dichloroethene	3,100	µg/m^3	J+	SSH
PSG-01-79-13	09/16/2022	Tetrachloroethene	170	µg/m^3	J+	SSH
PSG-01-79-13	09/16/2022	trans-1,2-Dichloroethene	590	µg/m^3	J	CCVL/SSH
PSG-01-79-13	09/16/2022	Trichloroethene	5,800	µg/m^3	J+	SSH
PSG-01-79-13	09/16/2022	Vinyl chloride	110	µg/m^3	J+	SSH
PSG-01-80-13	06/08/2021	Vinyl chloride	62	µg/m^3	J+	LCSH/LCSDH
PSG-01-80-5	06/08/2021	Vinyl chloride	117	µg/m^3	J+	LCSH/LCSDH
PSG-01-80-13	09/28/2021	Tetrachloroethene	959	µg/m^3	J	ICR2
PSG-01-80-13	01/11/2022	1,2-Dichloroethane	54	µg/m^3	J+	LCSH
PSG-01-80-13	01/11/2022	Trichloroethene	16,300	µg/m^3	J+	LCSH
PSG-01-80-13	05/16/2022	1,1-Dichloroethene	407	µg/m^3	J+	CCVH
PSG-01-80-13	05/16/2022	Vinyl chloride	65	µg/m^3	J+	CCVH
PSG-01-80-13	09/16/2022	1,1-Dichloroethene	160	µg/m^3	J	CCVL/SSH
PSG-01-80-13	09/16/2022	cis-1,2-Dichloroethene	890	µg/m^3	J+	SSH
PSG-01-80-13	09/16/2022	Tetrachloroethene	580	µg/m^3	J+	SSH
PSG-01-80-13	09/16/2022	trans-1,2-Dichloroethene	140	µg/m^3	J	CCVL/SSH
PSG-01-80-13	09/16/2022	Trichloroethene	11,000	µg/m^3	J+	SSH
PSG-01-81-14	07/23/2021	Tetrachloroethene	886	µg/m^3	J+	LCSDH
PSG-01-81-14	07/23/2021	Trichloroethene	16,300	µg/m^3	J+	LCSDH
PSG-01-81-14 REP	07/23/2021	Tetrachloroethene	926	µg/m^3	J+	LCSDH
PSG-01-81-14 REP	07/23/2021	Trichloroethene	16,500	µg/m^3	J+	LCSDH
PSG-01-81-5	07/23/2021	Tetrachloroethene	17	µg/m^3	J+	LCSDH
PSG-01-81-5	07/23/2021	Trichloroethene	113	µg/m^3	J+	LCSDH
PSG-01-81-14	09/28/2021	Tetrachloroethene	1,030	µg/m^3	J	ICR2
PSG-01-81-5	09/28/2021	Tetrachloroethene	33	µg/m^3	J	ICR2
PSG-01-81-14	01/11/2022	1,2-Dichloroethane	54	µg/m^3	J+	LCSH
PSG-01-81-14	01/11/2022	Trichloroethene	16,400	µg/m^3	J+	LCSH
PSG-01-81-14	05/13/2022	1,2-Dichloroethane	50	µg/m^3	J+	CCVH
PSG-01-81-5	09/16/2022	1,1-Dichloroethene	<100	µg/m^3	UJ	CCVL
PSG-01-81-14	09/16/2022	1,1-Dichloroethene	340	µg/m^3	J	CCVL/SSH
PSG-01-81-14	09/16/2022	cis-1,2-Dichloroethene	840	µg/m^3	J+	SSH
PSG-01-81-14	09/16/2022	Tetrachloroethene	400	µg/m^3	J+	SSH
PSG-01-81-5	09/16/2022	trans-1,2-Dichloroethene	<100	µg/m^3	UJ	CCVL
PSG-01-81-14	09/16/2022	trans-1,2-Dichloroethene	<100	µg/m^3	UJ	CCVL
PSG-01-81-5	09/16/2022	Trichloroethene	28	µg/m^3	J+	SSH
PSG-01-81-14	09/16/2022	Trichloroethene	10,000	µg/m^3	J+	SSH
PSG-01-81-14	09/16/2022	Vinyl chloride	110	µg/m^3	J+	SSH
PSG-01-82-14	07/23/2021	Tetrachloroethene	118	µg/m^3	J+	LCSDH
PSG-01-82-14	07/23/2021	Trichloroethene	4,030	µg/m^3	J+	LCSDH
PSG-01-82-5	07/23/2021	Tetrachloroethene	15	µg/m^3	J+	LCSDH
PSG-01-82-5	07/23/2021	Trichloroethene	131	µg/m^3	J+	LCSDH
PSG-01-82-14	09/28/2021	Tetrachloroethene	125	µg/m^3	J	ICR2
PSG-01-82-5	09/28/2021	Tetrachloroethene	<8.0	µg/m^3	UJ	ICR2
PSG-01-82-14	01/11/2022	Trichloroethene	1,120	µg/m^3	J+	LCSH
PSG-01-82-14	05/16/2022	1,1-Dichloroethene	271	µg/m^3	J+	CCVH

TABLE A-12

HISTORICAL VALIDATION ACTION SUMMARY
Former Ford Aeronutronic Facility
Newport Beach, California

Sample ID	Sample Date	Compound	Lab Result	Units	Qualifier	Reason Codes
PSG-01-82-14	05/16/2022	Vinyl chloride	255	µg/m^3	J+	CCVH
PSG-01-82-14	09/16/2022	1,1-Dichloroethene	120	µg/m^3	J	CCVL/SSH
PSG-01-82-14	09/16/2022	cis-1,2-Dichloroethene	230	µg/m^3	J+	SSH
PSG-01-82-14	09/16/2022	trans-1,2-Dichloroethene	<100	µg/m^3	UJ	CCVL
PSG-01-82-14	09/16/2022	Trichloroethene	690	µg/m^3	J+	SSH
PSG-01-82-14	09/16/2022	Vinyl chloride	97	µg/m^3	J+	SSH
PSG-01-83-13.5	07/23/2021	Tetrachloroethene	37	µg/m^3	J+	LCSDH
PSG-01-83-13.5	07/23/2021	Trichloroethene	1,190	µg/m^3	J+	LCSDH
PSG-01-83-13.5	09/28/2021	Tetrachloroethene	36	µg/m^3	J	ICR2
PSG-01-83-13.5	01/11/2022	1,2-Dichloroethane	10	µg/m^3	J+	LCSH
PSG-01-83-13.5	01/11/2022	Trichloroethene	3,420	µg/m^3	J+	LCSH
PSG-01-83-13.5	05/16/2022	1,1-Dichloroethene	492	µg/m^3	J+	CCVH
PSG-01-83-13.5	05/16/2022	Vinyl chloride	522	µg/m^3	J+	CCVH
PSG-01-83-13.5	09/20/2022	trans-1,2-Dichloroethene	310	µg/m^3	J	FD
PSG-01-83-13.5 REP	09/20/2022	trans-1,2-Dichloroethene	200	µg/m^3	J	FD
PSG-01-85-12	11/05/2021	Trichloroethene	37,200	µg/m^3	J	ICR2
PSG-01-85-12	11/05/2021	Vinyl chloride	134	µg/m^3	J	ICR2
PSG-01-85-12	01/28/2022	1,1-Dichloroethane	20	µg/m^3	J+	CCVH
PSG-01-85-12	01/28/2022	trans-1,2-Dichloroethene	106	µg/m^3	J+	CCVH
PSG-01-85-12	01/28/2022	1,2-Dichloroethane	78	µg/m^3	J+	CCVH/LCSDH
PSG-01-85-12	01/28/2022	Trichloroethene	19,900	µg/m^3	J	ICR2
PSG-01-85-12	05/11/2022	Trichloroethene	25,000	µg/m^3	J	ICR2
PSG-01-85-12	05/11/2022	Vinyl chloride	148	µg/m^3	J	ICR2
PSG-01-85-12 REP	05/11/2022	Trichloroethene	23,800	µg/m^3	J	ICR2
PSG-01-85-12 REP	05/11/2022	Vinyl chloride	143	µg/m^3	J	ICR2
PSG-01-86-13	11/05/2021	1,2-Dichloroethane	44	µg/m^3	J	FD
PSG-01-86-13	11/05/2021	cis-1,2-Dichloroethene	472	µg/m^3	J	FD
PSG-01-86-13	11/05/2021	trans-1,2-Dichloroethene	86	µg/m^3	J	FD
PSG-01-86-13	11/05/2021	Trichloroethene	10,100	µg/m^3	J	ICR2
PSG-01-86-13	11/05/2021	Vinyl chloride	194	µg/m^3	J	FD/ICR2
PSG-01-86-13 REP	11/05/2021	1,2-Dichloroethane	32	µg/m^3	J	FD
PSG-01-86-13 REP	11/05/2021	cis-1,2-Dichloroethene	330	µg/m^3	J	FD
PSG-01-86-13 REP	11/05/2021	trans-1,2-Dichloroethene	52	µg/m^3	J	FD
PSG-01-86-13 REP	11/05/2021	Trichloroethene	7,710	µg/m^3	J	ICR2
PSG-01-86-13 REP	11/05/2021	Vinyl chloride	143	µg/m^3	J	FD/ICR2
PSG-01-86-5	11/05/2021	Trichloroethene	1,540	µg/m^3	J	ICR2
PSG-01-86-5	11/05/2021	Vinyl chloride	<8.0	µg/m^3	UJ	ICR2
PSG-01-86-13	01/28/2022	1,1-Dichloroethane	6.0	µg/m^3	J+	CCVH
PSG-01-86-13	01/28/2022	trans-1,2-Dichloroethene	51	µg/m^3	J+	CCVH
PSG-01-86-13	01/28/2022	1,2-Dichloroethane	28	µg/m^3	J+	CCVH/LCSDH
PSG-01-86-13	01/28/2022	Trichloroethene	6,060	µg/m^3	J	ICR2
PSG-01-86-5	01/28/2022	trans-1,2-Dichloroethene	9.0	µg/m^3	J+	CCVH
PSG-01-86-5	01/28/2022	Trichloroethene	237	µg/m^3	J	ICR2
PSG-01-86-5 REP	01/28/2022	trans-1,2-Dichloroethene	11	µg/m^3	J+	CCVH
PSG-01-86-5 REP	01/28/2022	Trichloroethene	309	µg/m^3	J	ICR2
PSG-01-86-13	05/11/2022	Trichloroethene	7,510	µg/m^3	J	ICR2
PSG-01-86-13	05/11/2022	Vinyl chloride	132	µg/m^3	J	ICR2
PSG-01-87-13	11/05/2021	Trichloroethene	1,940	µg/m^3	J	ICR2

TABLE A-12

HISTORICAL VALIDATION ACTION SUMMARY

Former Ford Aeronutronic Facility

Newport Beach, California

Sample ID	Sample Date	Compound	Lab Result	Units	Qualifier	Reason Codes
PSG-01-87-13	11/05/2021	Vinyl chloride	96	µg/m^3	J	ICR2
PSG-01-87-13	01/28/2022	trans-1,2-Dichloroethene	15	µg/m^3	J+	CCVH
PSG-01-87-13	01/28/2022	Trichloroethene	1,660	µg/m^3	J	ICR2
PSG-01-87-13	05/11/2022	Trichloroethene	1,350	µg/m^3	J	ICR2
PSG-01-87-13	05/11/2022	Vinyl chloride	68	µg/m^3	J	ICR2
PSG-01-89-12.5	07/22/2021	Tetrachloroethene	535	µg/m^3	J+	LCSDH
PSG-01-89-12.5	01/27/2022	Vinyl chloride	197	µg/m^3	J	ICRSD
PSG-01-89-12.5	01/27/2022	1,2-Dichloroethane	27	µg/m^3	J+	LCSH
PSG-01-89-12.5	05/16/2022	Vinyl chloride	243	µg/m^3	J+	CCVH
PSG-01-89-12.5	05/16/2022	1,1-Dichloroethene	482	µg/m^3	J+	CCVH
PSG-01-89-12.5	05/16/2022	Vinyl chloride	243	µg/m^3	J+	CCVH
PSG-01-89-12.5 REP	05/16/2022	Vinyl chloride	260	µg/m^3	J+	CCVH
PSG-01-89-12.5 REP	05/16/2022	1,1-Dichloroethene	490	µg/m^3	J+	CCVH
PSG-01-89-12.5 REP	05/16/2022	Vinyl chloride	260	µg/m^3	J+	CCVH
PSG-01-90-12	11/05/2021	Trichloroethene	50,700	µg/m^3	J	ICR2
PSG-01-90-12	11/05/2021	Vinyl chloride	273	µg/m^3	J	ICR2
PSG-01-90-12	01/28/2022	1,1-Dichloroethane	30	µg/m^3	J+	CCVH
PSG-01-90-12	01/28/2022	trans-1,2-Dichloroethene	174	µg/m^3	J+	CCVH
PSG-01-90-12	01/28/2022	1,2-Dichloroethane	135	µg/m^3	J+	CCVH/LCSDH
PSG-01-90-12	01/28/2022	Trichloroethene	27,000	µg/m^3	J	ICR2
PSG-01-90-5	01/28/2022	Trichloroethene	273	µg/m^3	J	ICR2
PSG-01-90-12	05/12/2022	Trichloroethene	38,100	µg/m^3	J	ICR2
PSG-01-90-12	05/12/2022	Vinyl chloride	179	µg/m^3	J	ICR2
PSG-01-90-12	09/21/2022	Trichloroethene	38,000	µg/m^3	J+	ISL/SSH
PSG-01-91-12	01/28/2022	1,1-Dichloroethane	34	µg/m^3	J+	CCVH
PSG-01-91-12	01/28/2022	trans-1,2-Dichloroethene	201	µg/m^3	J+	CCVH
PSG-01-91-12	01/28/2022	1,2-Dichloroethane	188	µg/m^3	J+	CCVH/LCSDH
PSG-01-91-12	01/28/2022	Trichloroethene	31,800	µg/m^3	J	ICR2
PSG-01-91-5	01/28/2022	1,1-Dichloroethane	7.0	µg/m^3	J+	CCVH
PSG-01-91-5	01/28/2022	trans-1,2-Dichloroethene	46	µg/m^3	J+	CCVH
PSG-01-91-5	01/28/2022	Trichloroethene	7,930	µg/m^3	J	ICR2
PSG-01-91-12	05/12/2022	Trichloroethene	45,600	µg/m^3	J	ICR2
PSG-01-91-12	05/12/2022	Vinyl chloride	136	µg/m^3	J	ICR2
PSG-01-91-5	09/21/2022	Trichloroethene	4,200	µg/m^3	J	FD
PSG-01-91-5 REP	09/21/2022	Trichloroethene	3,000	µg/m^3	J	FD
PSG-01-92-13.5	01/28/2022	1,1-Dichloroethane	8.0	µg/m^3	J+	CCVH
PSG-01-92-13.5	01/28/2022	trans-1,2-Dichloroethene	60	µg/m^3	J+	CCVH
PSG-01-92-13.5	01/28/2022	Trichloroethene	7,890	µg/m^3	J	ICR2
PSG-01-92-5	01/28/2022	trans-1,2-Dichloroethene	26	µg/m^3	J+	CCVH
PSG-01-92-5	01/28/2022	Trichloroethene	2,860	µg/m^3	J	ICR2
PSG-01-92-13.5	05/12/2022	Trichloroethene	6,730	µg/m^3	J	ICR2
PSG-01-92-13.5	05/12/2022	Vinyl chloride	99	µg/m^3	J	ICR2
PSG-01-92-5	05/12/2022	Trichloroethene	4,400	µg/m^3	J	ICR2
PSG-01-92-5	05/12/2022	Vinyl chloride	79	µg/m^3	J	ICR2
PSG-01-93-13.5	01/28/2022	trans-1,2-Dichloroethene	28	µg/m^3	J+	CCVH
PSG-01-93-13.5	01/28/2022	1,2-Dichloroethane	5.0	µg/m^3	J+	CCVH/LCSDH
PSG-01-93-13.5	01/28/2022	Trichloroethene	1,990	µg/m^3	J	ICR2
PSG-01-93-5	01/28/2022	trans-1,2-Dichloroethene	17	µg/m^3	J+	CCVH

TABLE A-12

HISTORICAL VALIDATION ACTION SUMMARY

Former Ford Aeronutronic Facility

Newport Beach, California

Sample ID	Sample Date	Compound	Lab Result	Units	Qualifier	Reason Codes
PSG-01-93-5	01/28/2022	Trichloroethene	1,160	µg/m^3	J	ICR2
PSG-01-93-13.5	05/11/2022	Trichloroethene	1,990	µg/m^3	J	ICR2
PSG-01-93-13.5	05/11/2022	Vinyl chloride	80	µg/m^3	J	ICR2
PSG-01-93-13.5 REP	05/11/2022	Trichloroethene	1,890	µg/m^3	J	ICR2
PSG-01-93-13.5 REP	05/11/2022	Vinyl chloride	72	µg/m^3	J	ICR2
PSG-01-93-5	09/23/2022	Vinyl chloride	44	µg/m^3	J	FD
PSG-01-93-5 REP	09/23/2022	Vinyl chloride	32	µg/m^3	J	FD
PSG-01-94-13	01/28/2022	1,1-Dichloroethane	9.0	µg/m^3	J+	CCVH
PSG-01-94-13	01/28/2022	trans-1,2-Dichloroethene	75	µg/m^3	J+	CCVH
PSG-01-94-13	01/28/2022	1,2-Dichloroethane	37	µg/m^3	J+	CCVH/LCSDH
PSG-01-94-13	01/28/2022	Trichloroethene	8,770	µg/m^3	J	ICR2
PSG-01-94-13	05/12/2022	Trichloroethene	9,090	µg/m^3	J	ICR2
PSG-01-94-13	05/12/2022	Vinyl chloride	142	µg/m^3	J	ICR2
PSG-01-94-13 REP	05/12/2022	Trichloroethene	8,720	µg/m^3	J	ICR2
PSG-01-94-13 REP	05/12/2022	Vinyl chloride	133	µg/m^3	J	ICR2
PSG-01-94-5	09/23/2022	1,1,1-Trichloroethane	<100	µg/m^3	UJ	CCVL
PSG-01-94-13	09/23/2022	1,1,1-Trichloroethane	<100	µg/m^3	UJ	CCVL
PSG-01-94-13 REP	09/23/2022	1,1,1-Trichloroethane	<100	µg/m^3	UJ	CCVL
PSG-01-95-11.5	05/11/2022	Trichloroethene	218	µg/m^3	J	ICR2
PSG-01-95-11.5	05/11/2022	Vinyl chloride	59	µg/m^3	J	ICR2
PSG-01-96-12	11/05/2021	Trichloroethene	4,080	µg/m^3	J	ICR2
PSG-01-96-12	11/05/2021	Vinyl chloride	<8.0	µg/m^3	UJ	ICR2
PSG-01-96-12	01/31/2022	Trichloroethene	1,510	µg/m^3	J	ICR2
PSG-01-96-12 REP	01/31/2022	Trichloroethene	1,500	µg/m^3	J	ICR2
PSG-01-96-12	05/12/2022	Trichloroethene	2,690	µg/m^3	J	ICR2
PSG-01-96-12	05/12/2022	Vinyl chloride	42	µg/m^3	J	ICR2
PSG-01-97-13.5	11/05/2021	Trichloroethene	3,480	µg/m^3	J	ICR2
PSG-01-97-13.5	11/05/2021	Vinyl chloride	<8.0	µg/m^3	UJ	ICR2
PSG-01-97-13.5 REP	11/05/2021	Trichloroethene	3,040	µg/m^3	J	ICR2
PSG-01-97-13.5 REP	11/05/2021	Vinyl chloride	<8.0	µg/m^3	UJ	ICR2
PSG-01-97-13.5	01/31/2022	Trichloroethene	1,720	µg/m^3	J	ICR2
PSG-01-97-13.5	05/12/2022	Trichloroethene	2,760	µg/m^3	J	ICR2
PSG-01-97-13.5	05/12/2022	Vinyl chloride	<4.0	µg/m^3	UJ	ICR2
PSG-01-98-13	11/05/2021	Trichloroethene	7,240	µg/m^3	J	ICR2
PSG-01-98-13	11/05/2021	Vinyl chloride	<8.0	µg/m^3	UJ	ICR2
PSG-01-98-13	01/31/2022	1,2-Dichloroethane	7.0	µg/m^3	J+	CCVH/LCSDH
PSG-01-98-13	01/31/2022	Trichloroethene	3,340	µg/m^3	J	ICR2
PSG-01-98-13	05/12/2022	Trichloroethene	5,440	µg/m^3	J	ICR2
PSG-01-98-13	05/12/2022	Vinyl chloride	69	µg/m^3	J	ICR2
PSG-01-99-13.5	01/31/2022	1,2-Dichloroethane	5.0	µg/m^3	J+	CCVH/LCSDH
PSG-01-99-13.5	01/31/2022	Trichloroethene	214	µg/m^3	J	ICR2
PSG-01-99-13.5	05/12/2022	Trichloroethene	343	µg/m^3	J	ICR2
PSG-01-99-13.5	05/12/2022	Vinyl chloride	145	µg/m^3	J	ICR2
PSG-01-99-13.5	09/23/2022	1,1,1-Trichloroethane	<100	µg/m^3	UJ	CCVL
PSG-01-100-13.5	01/31/2022	Trichloroethene	<4.0	µg/m^3	UJ	ICR2
PSG-01-100-13.5	05/12/2022	Trichloroethene	6.0	µg/m^3	J	ICR2
PSG-01-100-13.5	05/12/2022	Vinyl chloride	<4.0	µg/m^3	UJ	ICR2
PSG-01-101-13.5	01/31/2022	Trichloroethene	<4.0	µg/m^3	UJ	ICR2

TABLE A-12

HISTORICAL VALIDATION ACTION SUMMARY

Former Ford Aeronutronic Facility

Newport Beach, California

Sample ID	Sample Date	Compound	Lab Result	Units	Qualifier	Reason Codes
PSG-01-101-5	01/31/2022	Trichloroethene	<4.0	µg/m^3	UJ	ICR2
PSG-01-101-13.5	05/12/2022	Trichloroethene	<4.0	µg/m^3	UJ	ICR2
PSG-01-101-13.5	05/12/2022	Vinyl chloride	<4.0	µg/m^3	UJ	ICR2
PSG-01-101-13.5 REP	05/12/2022	Trichloroethene	5.0	µg/m^3	J	ICR2
PSG-01-101-13.5 REP	05/12/2022	Vinyl chloride	<4.0	µg/m^3	UJ	ICR2
PSG-01-101-5	05/12/2022	Trichloroethene	7.0	µg/m^3	J	ICR2
PSG-01-101-5	05/12/2022	Vinyl chloride	<4.0	µg/m^3	UJ	ICR2
PSG-01-101-13.5	09/23/2022	1,1-Dichloroethane	<100	µg/m^3	UJ	ISL
PSG-01-101-13.5	09/23/2022	1,2-Dichloroethane	<20	µg/m^3	UJ	ISL
PSG-01-101-13.5	09/23/2022	1,1-Dichloroethene	<100	µg/m^3	UJ	ISL
PSG-01-101-13.5	09/23/2022	cis-1,2-Dichloroethene	<100	µg/m^3	UJ	ISL
PSG-01-101-13.5	09/23/2022	trans-1,2-Dichloroethene	<100	µg/m^3	UJ	ISL
PSG-01-101-13.5	09/23/2022	1,1,1-Trichloroethane	<100	µg/m^3	UJ	CCVL/ISL
PSG-01-101-13.5	09/23/2022	Trichloroethene	<20	µg/m^3	UJ	ISL
PSG-01-101-13.5	09/23/2022	Vinyl chloride	<10	µg/m^3	UJ	ISL
PSG-01-112-11.5	01/31/2022	Trichloroethene	<4.0	µg/m^3	UJ	ICRSD
PSG-01-112-11.5	01/31/2022	Vinyl chloride	<4.0	µg/m^3	UJ	ICRSD
PSG-01-112-5	01/31/2022	Trichloroethene	<4.0	µg/m^3	UJ	ICRSD
PSG-01-112-5	01/31/2022	Vinyl chloride	<4.0	µg/m^3	UJ	ICRSD
PSG-01-112-11.5	05/12/2022	Trichloroethene	9.0	µg/m^3	J	ICR2
PSG-01-112-11.5	05/12/2022	Vinyl chloride	<4.0	µg/m^3	UJ	ICR2
PSG-10-1-15	01/07/2022	Vinyl chloride	<4.0	µg/m^3	UJ	CCVL/LCSDL
PSG-10-1-5	01/07/2022	Vinyl chloride	<4.0	µg/m^3	UJ	CCVL/LCSDL
PSG-10-1-15	05/02/2022	Tetrachloroethene	66	µg/m^3	J+	CCVH/FD
PSG-10-1-15	05/02/2022	Vinyl chloride	<4.0	µg/m^3	UJ	LCSL/LCSDL
PSG-10-1-15 REP	05/02/2022	Tetrachloroethene	47	µg/m^3	J+	CCVH/FD
PSG-10-1-15 REP	05/02/2022	Vinyl chloride	<4.0	µg/m^3	UJ	LCSL/LCSDL
PSG-10-1-5	05/02/2022	Tetrachloroethene	18	µg/m^3	J+	BL1/CCVH
PSG-10-1-5	05/02/2022	Vinyl chloride	<4.0	µg/m^3	UJ	LCSL/LCSDL
PSG-10-2-15	01/07/2022	Vinyl chloride	<4.0	µg/m^3	UJ	CCVL/LCSDL
PSG-10-2-5	01/07/2022	Vinyl chloride	<4.0	µg/m^3	UJ	CCVL/LCSDL
PSG-10-2-15	05/02/2022	Tetrachloroethene	63	µg/m^3	J+	CCVH
PSG-10-2-15	05/02/2022	Vinyl chloride	<4.0	µg/m^3	UJ	LCSL/LCSDL
PSG-10-2-5	05/02/2022	Tetrachloroethene	22	µg/m^3	J+	CCVH
PSG-10-2-5	05/02/2022	Vinyl chloride	<4.0	µg/m^3	UJ	LCSL/LCSDL
PSG-10-2-5	08/15/2022	1,1-Dichloroethene	<100	µg/m^3	UJ	LCSL
PSG-10-2-15	08/15/2022	1,1-Dichloroethene	<100	µg/m^3	UJ	LCSL
PSG-10-2-5	08/15/2022	Tetrachloroethene	<20	µg/m^3	UJ	CCVL
PSG-10-2-15	08/15/2022	Tetrachloroethene	31	µg/m^3	J	CCVL/SSH
PSG-10-2-5	08/15/2022	trans-1,2-Dichloroethene	<100	µg/m^3	UJ	LCSL
PSG-10-2-15	08/15/2022	trans-1,2-Dichloroethene	<100	µg/m^3	UJ	LCSL
PSG-10-2-5	08/15/2022	Trichloroethene	290	µg/m^3	J+	SSH
PSG-10-2-15	08/15/2022	Trichloroethene	1,600	µg/m^3	J+	SSH
PSG-10-3-15	01/07/2022	Vinyl chloride	<4.0	µg/m^3	UJ	CCVL/LCSDL
PSG-10-3-5	01/07/2022	Vinyl chloride	<4.0	µg/m^3	UJ	CCVL/LCSDL
PSG-10-3-15	05/02/2022	Tetrachloroethene	67	µg/m^3	J+	CCVH
PSG-10-3-15	05/02/2022	Vinyl chloride	<4.0	µg/m^3	UJ	LCSL/LCSDL
PSG-10-3-5	05/02/2022	Tetrachloroethene	32	µg/m^3	J+	CCVH

TABLE A-12

HISTORICAL VALIDATION ACTION SUMMARY
Former Ford Aeronutronic Facility
Newport Beach, California

Sample ID	Sample Date	Compound	Lab Result	Units	Qualifier	Reason Codes
PSG-10-3-5	05/02/2022	Vinyl chloride	<4.0	µg/m^3	UJ	LCSL/LCSDL
PSG-10-4-15	01/07/2022	Vinyl chloride	<4.0	µg/m^3	UJ	CCVL/LCSDL
PSG-10-4-15 REP	01/07/2022	Vinyl chloride	<4.0	µg/m^3	UJ	CCVL/LCSDL
PSG-10-4-5	01/07/2022	Vinyl chloride	<4.0	µg/m^3	UJ	CCVL/LCSDL
PSG-10-4-15	05/02/2022	Tetrachloroethene	83	µg/m^3	J+	CCVH
PSG-10-4-15	05/02/2022	Vinyl chloride	<4.0	µg/m^3	UJ	LCSL/LCSDL
PSG-10-4-15 REP	05/02/2022	Tetrachloroethene	83	µg/m^3	J+	CCVH
PSG-10-4-15 REP	05/02/2022	Vinyl chloride	<4.0	µg/m^3	UJ	LCSL/LCSDL
PSG-10-4-5	05/02/2022	Tetrachloroethene	28	µg/m^3	J+	CCVH
PSG-10-4-5	05/02/2022	Vinyl chloride	<4.0	µg/m^3	UJ	LCSL/LCSDL
PSG-10-4-5	08/15/2022	1,1-Dichloroethene	<100	µg/m^3	UJ	LCSL
PSG-10-4-15	08/15/2022	1,1-Dichloroethene	<100	µg/m^3	UJ	LCSL
PSG-10-4-5	08/15/2022	Tetrachloroethene	<20	µg/m^3	UJ	CCVL
PSG-10-4-15	08/15/2022	Tetrachloroethene	36	µg/m^3	J	CCVL/SSH
PSG-10-4-5	08/15/2022	trans-1,2-Dichloroethene	<100	µg/m^3	UJ	LCSL
PSG-10-4-15	08/15/2022	trans-1,2-Dichloroethene	<100	µg/m^3	UJ	LCSL
PSG-10-4-5	08/15/2022	Trichloroethene	560	µg/m^3	J+	SSH
PSG-10-4-15	08/15/2022	Trichloroethene	3,300	µg/m^3	J+	SSH
PSG-10-5-15	01/07/2022	Vinyl chloride	<4.0	µg/m^3	UJ	CCVL/LCSDL
PSG-10-5-5	01/07/2022	Vinyl chloride	<4.0	µg/m^3	UJ	CCVL/LCSDL
PSG-10-5-15	05/02/2022	Tetrachloroethene	121	µg/m^3	J+	CCVH
PSG-10-5-15	05/02/2022	Vinyl chloride	<4.0	µg/m^3	UJ	LCSL/LCSDL
PSG-10-5-5	05/02/2022	Tetrachloroethene	70	µg/m^3	J+	CCVH
PSG-10-5-5	05/02/2022	Vinyl chloride	<4.0	µg/m^3	UJ	LCSL/LCSDL
PSG-10-6-15	01/07/2022	Vinyl chloride	<4.0	µg/m^3	UJ	CCVL/LCSDL
PSG-10-6-5	01/07/2022	Vinyl chloride	<4.0	µg/m^3	UJ	CCVL/LCSDL
PSG-10-6-15	05/02/2022	Tetrachloroethene	149	µg/m^3	J+	CCVH
PSG-10-6-15	05/02/2022	Vinyl chloride	<4.0	µg/m^3	UJ	LCSL/LCSDL
PSG-10-6-5	05/02/2022	Tetrachloroethene	81	µg/m^3	J+	CCVH
PSG-10-6-5	05/02/2022	Vinyl chloride	<4.0	µg/m^3	UJ	LCSL/LCSDL
PSG-10-6-5	08/15/2022	1,1-Dichloroethene	<100	µg/m^3	UJ	LCSL
PSG-10-6-15	08/15/2022	1,1-Dichloroethene	<100	µg/m^3	UJ	LCSL
PSG-10-6-15 REP	08/15/2022	1,1-Dichloroethene	<100	µg/m^3	UJ	LCSL
PSG-10-6-5	08/15/2022	Tetrachloroethene	39	µg/m^3	J	CCVL/SSH
PSG-10-6-15	08/15/2022	Tetrachloroethene	100	µg/m^3	J	CCVL/FD/SSH
PSG-10-6-15 REP	08/15/2022	Tetrachloroethene	66	µg/m^3	J	CCVL/FD/SSH
PSG-10-6-5	08/15/2022	trans-1,2-Dichloroethene	<100	µg/m^3	UJ	LCSL
PSG-10-6-15	08/15/2022	trans-1,2-Dichloroethene	<100	µg/m^3	UJ	LCSL
PSG-10-6-15 REP	08/15/2022	trans-1,2-Dichloroethene	<100	µg/m^3	UJ	LCSL
PSG-10-6-5	08/15/2022	Trichloroethene	1,400	µg/m^3	J+	SSH
PSG-10-6-15	08/15/2022	Trichloroethene	5,000	µg/m^3	J+	SSH
PSG-10-6-15 REP	08/15/2022	Trichloroethene	4,200	µg/m^3	J+	SSH
PSG-10-7-15	01/07/2022	Vinyl chloride	<4.0	µg/m^3	UJ	CCVL/LCSDL
PSG-10-7-5	01/07/2022	Vinyl chloride	<4.0	µg/m^3	UJ	CCVL/LCSDL
PSG-10-7-15	05/02/2022	Tetrachloroethene	208	µg/m^3	J+	CCVH
PSG-10-7-15	05/02/2022	Vinyl chloride	<4.0	µg/m^3	UJ	LCSL/LCSDL
PSG-10-7-5	05/02/2022	Tetrachloroethene	71	µg/m^3	J+	CCVH
PSG-10-7-5	05/02/2022	Vinyl chloride	<4.0	µg/m^3	UJ	LCSL/LCSDL

TABLE A-12

HISTORICAL VALIDATION ACTION SUMMARY

Former Ford Aeronutronic Facility

Newport Beach, California

Sample ID	Sample Date	Compound	Lab Result	Units	Qualifier	Reason Codes
PSG-10-7-5	08/15/2022	1,1-Dichloroethene	<100	µg/m^3	UJ	LCSL
PSG-10-7-15	08/15/2022	1,1-Dichloroethene	<100	µg/m^3	UJ	LCSL
PSG-10-7-5	08/15/2022	Tetrachloroethene	23	µg/m^3	J	CCVL/SSH
PSG-10-7-15	08/15/2022	Tetrachloroethene	82	µg/m^3	J	CCVL/SSH
PSG-10-7-5	08/15/2022	trans-1,2-Dichloroethene	<100	µg/m^3	UJ	LCSL
PSG-10-7-15	08/15/2022	trans-1,2-Dichloroethene	<100	µg/m^3	UJ	LCSL
PSG-10-7-5	08/15/2022	Trichloroethene	1,700	µg/m^3	J+	SSH
PSG-10-7-15	08/15/2022	Trichloroethene	7,500	µg/m^3	J+	SSH
PSG-10-8-15	01/07/2022	Vinyl chloride	<4.0	µg/m^3	UJ	CCVL/LCSDL
PSG-10-8-5	01/07/2022	Vinyl chloride	<4.0	µg/m^3	UJ	CCVL/LCSDL
PSG-10-8-15	05/03/2022	Tetrachloroethene	181	µg/m^3	J+	CCVH/LCSH
PSG-10-8-15	05/03/2022	Trichloroethene	9,680	µg/m^3	J+	CCVH
PSG-10-8-15 REP	05/03/2022	Tetrachloroethene	173	µg/m^3	J+	CCVH/LCSH
PSG-10-8-15 REP	05/03/2022	Trichloroethene	9,260	µg/m^3	J+	CCVH
PSG-10-8-5	05/03/2022	Tetrachloroethene	59	µg/m^3	J+	CCVH/LCSH
PSG-10-8-5	05/03/2022	Trichloroethene	2,510	µg/m^3	J+	CCVH
PSG-10-9-15	09/10/2021	Tetrachloroethene	242	µg/m^3	J	ICR2
PSG-10-9-5	09/10/2021	Tetrachloroethene	64	µg/m^3	J	ICR2
PSG-10-9-15	01/07/2022	Vinyl chloride	<4.0	µg/m^3	UJ	CCVL/LCSDL
PSG-10-9-5	01/07/2022	Vinyl chloride	<4.0	µg/m^3	UJ	CCVL/LCSDL
PSG-10-9-15	05/03/2022	Tetrachloroethene	201	µg/m^3	J+	CCVH/LCSH
PSG-10-9-15	05/03/2022	Trichloroethene	10,800	µg/m^3	J+	CCVH
PSG-10-9-5	05/03/2022	Tetrachloroethene	49	µg/m^3	J+	CCVH/LCSH
PSG-10-9-5	05/03/2022	Trichloroethene	1,900	µg/m^3	J+	CCVH
PSG-10-9-5	08/15/2022	1,1-Dichloroethene	<100	µg/m^3	UJ	LCSL
PSG-10-9-15	08/15/2022	1,1-Dichloroethene	<100	µg/m^3	UJ	LCSL
PSG-10-9-5	08/15/2022	Tetrachloroethene	26	µg/m^3	J	CCVL/SSH
PSG-10-9-15	08/15/2022	Tetrachloroethene	110	µg/m^3	J	CCVL/SSH
PSG-10-9-5	08/15/2022	trans-1,2-Dichloroethene	<100	µg/m^3	UJ	LCSL
PSG-10-9-15	08/15/2022	trans-1,2-Dichloroethene	<100	µg/m^3	UJ	LCSL
PSG-10-9-5	08/15/2022	Trichloroethene	1,600	µg/m^3	J+	SSH
PSG-10-9-15	08/15/2022	Trichloroethene	8,900	µg/m^3	J+	SSH
PSG-10-10-5	09/10/2021	Tetrachloroethene	71	µg/m^3	J	ICR2
PSG-10-10-5	05/03/2022	Tetrachloroethene	59	µg/m^3	J+	CCVH/LCSH
PSG-10-10-5	05/03/2022	Trichloroethene	2,120	µg/m^3	J+	CCVH
PSG-10-11-15	09/10/2021	Tetrachloroethene	157	µg/m^3	J	ICR2
PSG-10-11-5	09/10/2021	Tetrachloroethene	52	µg/m^3	J	ICR2
PSG-10-11-15	05/03/2022	Tetrachloroethene	178	µg/m^3	J+	CCVH/LCSH
PSG-10-11-15	05/03/2022	Trichloroethene	9,260	µg/m^3	J+	CCVH
PSG-10-11-15 REP	05/03/2022	Tetrachloroethene	180	µg/m^3	J+	CCVH/LCSH
PSG-10-11-15 REP	05/03/2022	Trichloroethene	9,400	µg/m^3	J+	CCVH
PSG-10-11-5	05/03/2022	Tetrachloroethene	72	µg/m^3	J+	CCVH/LCSH
PSG-10-11-5	05/03/2022	Trichloroethene	2,640	µg/m^3	J+	CCVH
PSG-10-11-5	08/15/2022	1,1-Dichloroethene	<100	µg/m^3	UJ	LCSL
PSG-10-11-15	08/15/2022	1,1-Dichloroethene	<100	µg/m^3	UJ	LCSL
PSG-10-11-5	08/15/2022	Tetrachloroethene	37	µg/m^3	J	CCVL/SSH
PSG-10-11-15	08/15/2022	Tetrachloroethene	63	µg/m^3	J	CCVL/SSH
PSG-10-11-5	08/15/2022	trans-1,2-Dichloroethene	<100	µg/m^3	UJ	LCSL

TABLE A-12

HISTORICAL VALIDATION ACTION SUMMARY

Former Ford Aeronutronic Facility

Newport Beach, California

Sample ID	Sample Date	Compound	Lab Result	Units	Qualifier	Reason Codes
PSG-10-11-15	08/15/2022	trans-1,2-Dichloroethene	<100	µg/m^3	UJ	LCSL
PSG-10-11-5	08/15/2022	Trichloroethene	2,200	µg/m^3	J+	SSH
PSG-10-11-15	08/15/2022	Trichloroethene	7,000	µg/m^3	J+	SSH
PSG-10-12-15	09/10/2021	Tetrachloroethene	238	µg/m^3	J	ICR2
PSG-10-12-15 REP	09/10/2021	Tetrachloroethene	221	µg/m^3	J	ICR2
PSG-10-12-5	09/10/2021	Tetrachloroethene	66	µg/m^3	J	ICR2
PSG-10-12-15	05/03/2022	Tetrachloroethene	225	µg/m^3	J+	CCVH/LCSH
PSG-10-12-15	05/03/2022	Trichloroethene	11,600	µg/m^3	J+	CCVH
PSG-10-12-5	05/03/2022	Tetrachloroethene	78	µg/m^3	J+	CCVH/LCSH
PSG-10-12-5	05/03/2022	Trichloroethene	2,920	µg/m^3	J+	CCVH
PSG-10-13-15	09/10/2021	Tetrachloroethene	230	µg/m^3	J	ICR2
PSG-10-13-5	09/10/2021	Tetrachloroethene	65	µg/m^3	J	ICR2
PSG-10-13-15	05/03/2022	Tetrachloroethene	229	µg/m^3	J+	CCVH/LCSH
PSG-10-13-15	05/03/2022	Trichloroethene	11,700	µg/m^3	J+	CCVH
PSG-10-13-5	05/03/2022	Tetrachloroethene	69	µg/m^3	J+	CCVH/LCSH
PSG-10-13-5	05/03/2022	Trichloroethene	2,700	µg/m^3	J+	CCVH
PSG-10-13-15	08/16/2022	1,1,1-Trichloroethane	<100	µg/m^3	UJ	ISL
PSG-10-13-15 REP	08/16/2022	1,1,1-Trichloroethane	<100	µg/m^3	UJ	ISL
PSG-10-13-15	08/16/2022	1,1-Dichloroethane	<100	µg/m^3	UJ	ISL
PSG-10-13-15 REP	08/16/2022	1,1-Dichloroethane	<100	µg/m^3	UJ	ISL
PSG-10-13-5	08/16/2022	1,1-Dichloroethene	<100	µg/m^3	UJ	LCSL
PSG-10-13-15	08/16/2022	1,1-Dichloroethene	<100	µg/m^3	UJ	ISL/LCSL
PSG-10-13-15 REP	08/16/2022	1,1-Dichloroethene	<100	µg/m^3	UJ	ISL/LCSL
PSG-10-13-15	08/16/2022	1,2-Dichloroethane	<20	µg/m^3	UJ	ISL
PSG-10-13-15 REP	08/16/2022	1,2-Dichloroethane	<20	µg/m^3	UJ	ISL
PSG-10-13-15	08/16/2022	cis-1,2-Dichloroethene	<100	µg/m^3	UJ	ISL
PSG-10-13-15 REP	08/16/2022	cis-1,2-Dichloroethene	<100	µg/m^3	UJ	ISL
PSG-10-13-5	08/16/2022	Tetrachloroethene	34	µg/m^3	J	CCVL/LCSL/SSH
PSG-10-13-15	08/16/2022	Tetrachloroethene	170	µg/m^3	J	CCVL/FD/ISL/LCSL/SSH
PSG-10-13-15 REP	08/16/2022	Tetrachloroethene	94	µg/m^3	J	CCVL/FD/ISL/LCSL/SSH
PSG-10-13-5	08/16/2022	trans-1,2-Dichloroethene	<100	µg/m^3	UJ	LCSL
PSG-10-13-15	08/16/2022	trans-1,2-Dichloroethene	<100	µg/m^3	UJ	ISL/LCSL
PSG-10-13-15 REP	08/16/2022	trans-1,2-Dichloroethene	<100	µg/m^3	UJ	ISL/LCSL
PSG-10-13-5	08/16/2022	Trichloroethene	2,000	µg/m^3	J+	SSH
PSG-10-13-15	08/16/2022	Trichloroethene	13,000	µg/m^3	J+	FD/ISL/SSH
PSG-10-13-15 REP	08/16/2022	Trichloroethene	9,300	µg/m^3	J+	FD/ISL/SSH
PSG-10-13-5	08/16/2022	Vinyl chloride	<10	µg/m^3	UJ	LCSL
PSG-10-13-15	08/16/2022	Vinyl chloride	<10	µg/m^3	UJ	ISL/LCSL
PSG-10-13-15 REP	08/16/2022	Vinyl chloride	<10	µg/m^3	UJ	ISL/LCSL
PSG-10-14-5	09/10/2021	Tetrachloroethene	59	µg/m^3	J	ICR2
PSG-10-14-5	05/03/2022	Tetrachloroethene	53	µg/m^3	J+	CCVH/LCSH
PSG-10-14-5	05/03/2022	Trichloroethene	850	µg/m^3	J+	CCVH
PSG-10-15-15	09/10/2021	Tetrachloroethene	298	µg/m^3	J	ICR2
PSG-10-15-5	09/10/2021	Tetrachloroethene	112	µg/m^3	J	ICR2
PSG-10-15-15	05/03/2022	Tetrachloroethene	241	µg/m^3	J+	CCVH/LCSH
PSG-10-15-15	05/03/2022	Trichloroethene	12,400	µg/m^3	J+	CCVH
PSG-10-15-5	05/03/2022	Tetrachloroethene	74	µg/m^3	J+	CCVH/LCSH
PSG-10-15-5	05/03/2022	Trichloroethene	3,240	µg/m^3	J+	CCVH

TABLE A-12

HISTORICAL VALIDATION ACTION SUMMARY
Former Ford Aeronutronic Facility
Newport Beach, California

Sample ID	Sample Date	Compound	Lab Result	Units	Qualifier	Reason Codes
PSG-10-15-5	08/16/2022	1,1-Dichloroethene	<100	µg/m^3	UJ	LCSL
PSG-10-15-15	08/16/2022	1,1-Dichloroethene	<100	µg/m^3	UJ	LCSL
PSG-10-15-5	08/16/2022	Tetrachloroethene	84	µg/m^3	J	CCVL/LCSL/SSH
PSG-10-15-15	08/16/2022	Tetrachloroethene	160	µg/m^3	J	CCVL/LCSL/SSH
PSG-10-15-5	08/16/2022	trans-1,2-Dichloroethene	<100	µg/m^3	UJ	LCSL
PSG-10-15-15	08/16/2022	trans-1,2-Dichloroethene	<100	µg/m^3	UJ	LCSL
PSG-10-15-5	08/16/2022	Trichloroethene	5,000	µg/m^3	J+	SSH
PSG-10-15-15	08/16/2022	Trichloroethene	13,000	µg/m^3	J+	SSH
PSG-10-15-5	08/16/2022	Vinyl chloride	<10	µg/m^3	UJ	LCSL
PSG-10-15-15	08/16/2022	Vinyl chloride	<10	µg/m^3	UJ	LCSL
PSG-10-16-5	09/10/2021	Tetrachloroethene	101	µg/m^3	J	ICR2
PSG-10-17-15	09/10/2021	Tetrachloroethene	288	µg/m^3	J	ICR2
PSG-10-17-5	09/10/2021	Tetrachloroethene	100	µg/m^3	J	ICR2
PSG-10-17-5	08/16/2022	1,1-Dichloroethene	<100	µg/m^3	UJ	LCSL
PSG-10-17-15	08/16/2022	1,1-Dichloroethene	<100	µg/m^3	UJ	LCSL
PSG-10-17-5	08/16/2022	Tetrachloroethene	68	µg/m^3	J	CCVL/LCSL/SSH
PSG-10-17-15	08/16/2022	Tetrachloroethene	110	µg/m^3	J	CCVL/LCSL/SSH
PSG-10-17-5	08/16/2022	trans-1,2-Dichloroethene	<100	µg/m^3	UJ	LCSL
PSG-10-17-15	08/16/2022	trans-1,2-Dichloroethene	<100	µg/m^3	UJ	LCSL
PSG-10-17-5	08/16/2022	Trichloroethene	5,000	µg/m^3	J+	SSH
PSG-10-17-15	08/16/2022	Trichloroethene	11,000	µg/m^3	J+	SSH
PSG-10-17-5	08/16/2022	Vinyl chloride	<10	µg/m^3	UJ	LCSL
PSG-10-17-15	08/16/2022	Vinyl chloride	<10	µg/m^3	UJ	LCSL
PSG-10-18-10.5	09/10/2021	Tetrachloroethene	225	µg/m^3	J	ICR2
PSG-10-18-10.5 REP	09/10/2021	Tetrachloroethene	212	µg/m^3	J	ICR2
PSG-10-18-5	09/10/2021	Tetrachloroethene	122	µg/m^3	J	ICR2
PSG-10-18-5	08/16/2022	1,1,1-Trichloroethane	<100	µg/m^3	UJ	SSL
PSG-10-18-5	08/16/2022	1,1-Dichloroethane	<100	µg/m^3	UJ	SSL
PSG-10-18-5	08/16/2022	1,1-Dichloroethene	<100	µg/m^3	UJ	LCSL/SSL
PSG-10-18-10.5	08/16/2022	1,1-Dichloroethene	<100	µg/m^3	UJ	LCSL
PSG-10-18-5	08/16/2022	1,2-Dichloroethane	<20	µg/m^3	UJ	SSL
PSG-10-18-5	08/16/2022	cis-1,2-Dichloroethene	<100	µg/m^3	UJ	SSL
PSG-10-18-5	08/16/2022	Tetrachloroethene	86	µg/m^3	J	CCVL/LCSL/SSH/SSL
PSG-10-18-10.5	08/16/2022	Tetrachloroethene	100	µg/m^3	J	CCVL/LCSL/SSH
PSG-10-18-5	08/16/2022	trans-1,2-Dichloroethene	<100	µg/m^3	UJ	LCSL/SSL
PSG-10-18-10.5	08/16/2022	trans-1,2-Dichloroethene	<100	µg/m^3	UJ	LCSL
PSG-10-18-5	08/16/2022	Trichloroethene	6,000	µg/m^3	J	SSH/SSL
PSG-10-18-10.5	08/16/2022	Trichloroethene	8,900	µg/m^3	J+	SSH
PSG-10-18-5	08/16/2022	Vinyl chloride	<10	µg/m^3	UJ	LCSL/SSL
PSG-10-18-10.5	08/16/2022	Vinyl chloride	<10	µg/m^3	UJ	LCSL
PSG-10-19-15	09/13/2021	Tetrachloroethene	342	µg/m^3	J	ICR2
PSG-10-19-5	09/13/2021	Tetrachloroethene	127	µg/m^3	J	ICR2
PSG-10-19-5 REP	09/13/2021	Tetrachloroethene	156	µg/m^3	J	ICR2
PSG-10-19-5	08/16/2022	1,1-Dichloroethene	<100	µg/m^3	UJ	LCSL
PSG-10-19-15	08/16/2022	1,1-Dichloroethene	<100	µg/m^3	UJ	LCSL
PSG-10-19-5	08/16/2022	Tetrachloroethene	79	µg/m^3	J	CCVL/LCSL/SSH
PSG-10-19-15	08/16/2022	Tetrachloroethene	160	µg/m^3	J	CCVL/LCSL/SSH
PSG-10-19-5	08/16/2022	trans-1,2-Dichloroethene	<100	µg/m^3	UJ	LCSL

TABLE A-12

HISTORICAL VALIDATION ACTION SUMMARY
Former Ford Aeronutronic Facility
Newport Beach, California

Sample ID	Sample Date	Compound	Lab Result	Units	Qualifier	Reason Codes
PSG-10-19-15	08/16/2022	trans-1,2-Dichloroethene	<100	µg/m^3	UJ	LCSL
PSG-10-19-5	08/16/2022	Trichloroethene	6,100	µg/m^3	J+	SSH
PSG-10-19-15	08/16/2022	Trichloroethene	14,000	µg/m^3	J+	SSH
PSG-10-19-5	08/16/2022	Vinyl chloride	<10	µg/m^3	UJ	LCSL
PSG-10-19-15	08/16/2022	Vinyl chloride	<10	µg/m^3	UJ	LCSL
PSG-10-20-15	09/13/2021	Tetrachloroethene	310	µg/m^3	J	ICR2
PSG-10-20-5	09/13/2021	Tetrachloroethene	85	µg/m^3	J	ICR2
PSG-10-20-5	08/16/2022	1,1-Dichloroethene	<100	µg/m^3	UJ	LCSL
PSG-10-20-15	08/16/2022	1,1-Dichloroethene	<100	µg/m^3	UJ	LCSL
PSG-10-20-5	08/16/2022	Tetrachloroethene	55	µg/m^3	J	CCVL/LCSL/SSH
PSG-10-20-15	08/16/2022	Tetrachloroethene	150	µg/m^3	J	CCVL/LCSL/SSH
PSG-10-20-5	08/16/2022	trans-1,2-Dichloroethene	<100	µg/m^3	UJ	LCSL
PSG-10-20-15	08/16/2022	trans-1,2-Dichloroethene	<100	µg/m^3	UJ	LCSL
PSG-10-20-5	08/16/2022	Trichloroethene	4,300	µg/m^3	J+	SSH
PSG-10-20-15	08/16/2022	Trichloroethene	17,000	µg/m^3	J+	SSH
PSG-10-20-5	08/16/2022	Vinyl chloride	<10	µg/m^3	UJ	LCSL
PSG-10-20-15	08/16/2022	Vinyl chloride	<10	µg/m^3	UJ	LCSL
PSG-10-21-15	09/13/2021	Tetrachloroethene	239	µg/m^3	J	ICR2
PSG-10-21-15 REP	09/13/2021	Tetrachloroethene	235	µg/m^3	J	ICR2
PSG-10-21-5	09/13/2021	Tetrachloroethene	82	µg/m^3	J	ICR2
PSG-10-22-15	09/13/2021	Tetrachloroethene	278	µg/m^3	J	ICR2
PSG-10-22-5	09/13/2021	Tetrachloroethene	135	µg/m^3	J	ICR2
PSG-10-22-5	08/17/2022	1,1-Dichloroethene	<100	µg/m^3	UJ	CCVL
PSG-10-22-15	08/17/2022	1,1-Dichloroethene	<100	µg/m^3	UJ	CCVL
PSG-10-22-5	08/17/2022	Tetrachloroethene	64	µg/m^3	J	CCVL/SSH
PSG-10-22-15	08/17/2022	Tetrachloroethene	150	µg/m^3	J	CCVL/SSH
PSG-10-22-5	08/17/2022	trans-1,2-Dichloroethene	<100	µg/m^3	UJ	CCVL
PSG-10-22-15	08/17/2022	trans-1,2-Dichloroethene	<100	µg/m^3	UJ	CCVL
PSG-10-22-5	08/17/2022	Trichloroethene	3,700	µg/m^3	J+	SSH
PSG-10-22-15	08/17/2022	Trichloroethene	11,000	µg/m^3	J+	SSH
PSG-10-23-15	01/11/2022	1,2-Dichloroethane	13	µg/m^3	J+	CCVH
PSG-10-23-5	09/13/2021	Tetrachloroethene	98	µg/m^3	J	ICR2
PSG-10-23-15	05/03/2022	1,2-Dichloroethane	15	µg/m^3	J+	CCVH/LCSH/LCSDH
PSG-10-23-15	05/03/2022	Tetrachloroethene	237	µg/m^3	J+	CCVH/LCSH
PSG-10-23-15	05/03/2022	Trichloroethene	10,600	µg/m^3	J+	CCVH
PSG-10-23-5	05/03/2022	Tetrachloroethene	99	µg/m^3	J+	CCVH/LCSH
PSG-10-23-5	05/03/2022	Trichloroethene	2,880	µg/m^3	J+	CCVH
PSG-10-23-5	08/17/2022	1,1-Dichloroethene	<100	µg/m^3	UJ	CCVL
PSG-10-23-5 REP	08/17/2022	1,1-Dichloroethene	<100	µg/m^3	UJ	CCVL
PSG-10-23-15	08/17/2022	1,1-Dichloroethene	<100	µg/m^3	UJ	CCVL
PSG-10-23-5	08/17/2022	Tetrachloroethene	69	µg/m^3	J	CCVL/SSH
PSG-10-23-5 REP	08/17/2022	Tetrachloroethene	56	µg/m^3	J	CCVL/SSH
PSG-10-23-15	08/17/2022	Tetrachloroethene	130	µg/m^3	J	CCVL/SSH
PSG-10-23-5	08/17/2022	trans-1,2-Dichloroethene	<100	µg/m^3	UJ	CCVL
PSG-10-23-5 REP	08/17/2022	trans-1,2-Dichloroethene	<100	µg/m^3	UJ	CCVL
PSG-10-23-15	08/17/2022	trans-1,2-Dichloroethene	<100	µg/m^3	UJ	CCVL
PSG-10-23-5	08/17/2022	Trichloroethene	2,600	µg/m^3	J+	SSH
PSG-10-23-5 REP	08/17/2022	Trichloroethene	2,700	µg/m^3	J+	SSH

TABLE A-12

HISTORICAL VALIDATION ACTION SUMMARY

Former Ford Aeronutronic Facility

Newport Beach, California

Sample ID	Sample Date	Compound	Lab Result	Units	Qualifier	Reason Codes
PSG-10-23-15	08/17/2022	Trichloroethene	9,400	µg/m^3	J+	SSH
PSG-10-24-5	09/13/2021	Tetrachloroethene	107	µg/m^3	J	ICR2
PSG-10-24-9.5	09/13/2021	Tetrachloroethene	185	µg/m^3	J	ICR2
PSG-10-24-5	08/17/2022	1,1-Dichloroethene	<100	µg/m^3	UJ	CCVL
PSG-10-24-15	08/17/2022	1,1-Dichloroethene	<100	µg/m^3	UJ	CCVL
PSG-10-24-5	08/17/2022	Tetrachloroethene	40	µg/m^3	J	CCVL/SSH
PSG-10-24-15	08/17/2022	Tetrachloroethene	110	µg/m^3	J	CCVL/SSH
PSG-10-24-5	08/17/2022	trans-1,2-Dichloroethene	<100	µg/m^3	UJ	CCVL
PSG-10-24-15	08/17/2022	trans-1,2-Dichloroethene	<100	µg/m^3	UJ	CCVL
PSG-10-24-5	08/17/2022	Trichloroethene	2,600	µg/m^3	J+	SSH
PSG-10-24-15	08/17/2022	Trichloroethene	6,000	µg/m^3	J+	SSH
PSG-10-25-5	09/13/2021	Tetrachloroethene	117	µg/m^3	J	ICR2
PSG-10-25-5	08/17/2022	1,1-Dichloroethene	<100	µg/m^3	UJ	CCVL
PSG-10-25-5	08/17/2022	trans-1,2-Dichloroethene	<100	µg/m^3	UJ	CCVL
PSG-10-25-5	08/17/2022	Tetrachloroethene	64	µg/m^3	J	CCVL/SSH
PSG-10-25-5	08/17/2022	Trichloroethene	3,000	µg/m^3	J+	SSH
PSG-10-26-15	09/13/2021	Tetrachloroethene	224	µg/m^3	J	ICR2
PSG-10-26-5	09/13/2021	Tetrachloroethene	71	µg/m^3	J	ICR2
PSG-10-27-15	09/13/2021	Tetrachloroethene	220	µg/m^3	J	ICR2
PSG-10-27-5	09/13/2021	Tetrachloroethene	127	µg/m^3	J	ICR2
PSG-10-27-5	08/17/2022	1,1-Dichloroethene	<100	µg/m^3	UJ	CCVL
PSG-10-27-15	08/17/2022	1,1-Dichloroethene	<100	µg/m^3	UJ	CCVL
PSG-10-27-5	08/17/2022	Tetrachloroethene	40	µg/m^3	J	CCVL/SSH
PSG-10-27-15	08/17/2022	Tetrachloroethene	93	µg/m^3	J	CCVL/SSH
PSG-10-27-5	08/17/2022	trans-1,2-Dichloroethene	<100	µg/m^3	UJ	CCVL
PSG-10-27-15	08/17/2022	trans-1,2-Dichloroethene	<100	µg/m^3	UJ	CCVL
PSG-10-27-5	08/17/2022	Trichloroethene	2,000	µg/m^3	J+	SSH
PSG-10-27-15	08/17/2022	Trichloroethene	5,400	µg/m^3	J+	SSH
PSG-10-28-15	09/13/2021	Tetrachloroethene	149	µg/m^3	J	ICR2
PSG-10-28-5	09/13/2021	Tetrachloroethene	69	µg/m^3	J	ICR2
PSG-10-28-15	01/11/2022	Trichloroethene	5,320	µg/m^3	J	ICR2
PSG-10-28-5	01/11/2022	Trichloroethene	729	µg/m^3	J	ICR2
PSG-10-28-5	08/17/2022	1,1-Dichloroethene	<100	µg/m^3	UJ	CCVL
PSG-10-28-15	08/17/2022	1,1-Dichloroethene	<100	µg/m^3	UJ	CCVL
PSG-10-28-5	08/17/2022	Tetrachloroethene	<20	µg/m^3	UJ	CCVL
PSG-10-28-15	08/17/2022	Tetrachloroethene	52	µg/m^3	J	CCVL/SSH
PSG-10-28-5	08/17/2022	trans-1,2-Dichloroethene	<100	µg/m^3	UJ	CCVL
PSG-10-28-15	08/17/2022	trans-1,2-Dichloroethene	<100	µg/m^3	UJ	CCVL
PSG-10-28-5	08/17/2022	Trichloroethene	130	µg/m^3	J+	SSH
PSG-10-28-15	08/17/2022	Trichloroethene	3,100	µg/m^3	J+	SSH
PSG-10-29-15	09/14/2021	Trichloroethene	3,660	µg/m^3	J	LR
PSG-10-29-15	09/14/2021	Vinyl chloride	<8.0	µg/m^3	UJ	LCSL/LCSDL
PSG-10-29-15 REP	09/14/2021	Trichloroethene	3,620	µg/m^3	J	LR
PSG-10-29-15 REP	09/14/2021	Vinyl chloride	<8.0	µg/m^3	UJ	LCSL/LCSDL
PSG-10-29-5	09/14/2021	Vinyl chloride	<8.0	µg/m^3	UJ	LCSL/LCSDL
PSG-10-29-15	01/11/2022	Trichloroethene	3,830	µg/m^3	J	ICR2
PSG-10-29-5	01/11/2022	Trichloroethene	803	µg/m^3	J	ICR2
PSG-10-29-5	08/17/2022	1,1-Dichloroethene	<100	µg/m^3	UJ	CCVL

TABLE A-12

HISTORICAL VALIDATION ACTION SUMMARY
Former Ford Aeronutronic Facility
Newport Beach, California

Sample ID	Sample Date	Compound	Lab Result	Units	Qualifier	Reason Codes
PSG-10-29-15	08/17/2022	1,1-Dichloroethene	<100	µg/m^3	UJ	CCVL
PSG-10-29-5	08/17/2022	Tetrachloroethene	28	µg/m^3	J	CCVL/SSH
PSG-10-29-15	08/17/2022	Tetrachloroethene	31	µg/m^3	J	CCVL/SSH
PSG-10-29-5	08/17/2022	trans-1,2-Dichloroethene	<100	µg/m^3	UJ	CCVL
PSG-10-29-15	08/17/2022	trans-1,2-Dichloroethene	<100	µg/m^3	UJ	CCVL
PSG-10-29-5	08/17/2022	Trichloroethene	940	µg/m^3	J+	SSH
PSG-10-29-15	08/17/2022	Trichloroethene	1,500	µg/m^3	J+	SSH
PSG-10-29-15	12/21/2022	trans-1,2-Dichloroethene	<100	µg/m^3	UJ	LCSL
PSG-10-30-15	09/14/2021	Vinyl chloride	<8.0	µg/m^3	UJ	LCSL/LCSDL
PSG-10-30-5	09/14/2021	Vinyl chloride	<8.0	µg/m^3	UJ	LCSL/LCSDL
PSG-10-30-15	01/11/2022	Trichloroethene	2,800	µg/m^3	J	ICR2
PSG-10-30-5	01/11/2022	Trichloroethene	2,100	µg/m^3	J	ICR2
PSG-10-31-15	09/14/2021	Vinyl chloride	<8.0	µg/m^3	UJ	LCSL/LCSDL
PSG-10-31-5	09/14/2021	Vinyl chloride	<8.0	µg/m^3	UJ	LCSL/LCSDL
PSG-10-31-15	01/11/2022	Trichloroethene	1,750	µg/m^3	J	ICR2
PSG-10-31-5	01/11/2022	Trichloroethene	312	µg/m^3	J	ICR2
PSG-10-31-5	08/18/2022	Tetrachloroethene	<20	µg/m^3	UJ	CCVL
PSG-10-31-15	08/18/2022	Tetrachloroethene	49	µg/m^3	J	CCVL/SSH
PSG-10-31-5	08/18/2022	Trichloroethene	300	µg/m^3	J+	SSH
PSG-10-31-15	08/18/2022	Trichloroethene	1,600	µg/m^3	J+	SSH
PSG-10-32-15	05/21/2020	1,1-Dichloroethene	16	µg/m^3	J-	CCVL/LCSL
PSG-10-32-5	05/21/2020	1,1-Dichloroethene	<8.0	µg/m^3	UJ	CCVL/LCSL
PSG-10-32-15	09/14/2021	Vinyl chloride	<8.0	µg/m^3	UJ	LCSL/LCSDL
PSG-10-32-5	09/14/2021	Vinyl chloride	<8.0	µg/m^3	UJ	LCSL/LCSDL
PSG-10-32-15	01/11/2022	Trichloroethene	2,210	µg/m^3	J	ICR2
PSG-10-32-5	01/11/2022	Trichloroethene	348	µg/m^3	J	ICR2
PSG-10-32-5 REP	01/11/2022	Trichloroethene	434	µg/m^3	J	ICR2
PSG-10-32-5	08/18/2022	1,1,1-Trichloroethane	<100	µg/m^3	UJ	SSL
PSG-10-32-5	08/18/2022	1,1-Dichloroethane	<100	µg/m^3	UJ	SSL
PSG-10-32-5	08/18/2022	1,1-Dichloroethene	<100	µg/m^3	UJ	SSL
PSG-10-32-5	08/18/2022	1,2-Dichloroethane	<20	µg/m^3	UJ	SSL
PSG-10-32-5	08/18/2022	cis-1,2-Dichloroethene	<100	µg/m^3	UJ	SSL
PSG-10-32-5	08/18/2022	Tetrachloroethene	<20	µg/m^3	UJ	CCVL/SSL
PSG-10-32-5 REP	08/18/2022	Tetrachloroethene	22	µg/m^3	J	CCVL/SSH
PSG-10-32-15	08/18/2022	Tetrachloroethene	37	µg/m^3	J	CCVL/SSH
PSG-10-32-5	08/18/2022	trans-1,2-Dichloroethene	<100	µg/m^3	UJ	SSL
PSG-10-32-5	08/18/2022	Trichloroethene	270	µg/m^3	J	FD/SSH/SSL
PSG-10-32-5 REP	08/18/2022	Trichloroethene	440	µg/m^3	J+	FD/SSH
PSG-10-32-15	08/18/2022	Trichloroethene	1,500	µg/m^3	J+	SSH
PSG-10-32-5	08/18/2022	Vinyl chloride	<10	µg/m^3	UJ	SSL
PSG-10-33-15	05/21/2020	1,1-Dichloroethene	30	µg/m^3	J-	CCVL/LCSL
PSG-10-33-15 REP	05/21/2020	1,1-Dichloroethene	27	µg/m^3	J-	CCVL/LCSL
PSG-10-33-5	05/21/2020	1,1-Dichloroethene	<8.0	µg/m^3	UJ	CCVL/LCSL
PSG-10-33-15	09/14/2021	Vinyl chloride	<8.0	µg/m^3	UJ	LCSL/LCSDL
PSG-10-33-15 REP	09/14/2021	Vinyl chloride	<8.0	µg/m^3	UJ	LCSL/LCSDL
PSG-10-33-5	09/14/2021	Vinyl chloride	<8.0	µg/m^3	UJ	LCSL/LCSDL
PSG-10-33-15	01/11/2022	Trichloroethene	3,270	µg/m^3	J	ICR2
PSG-10-33-5	01/11/2022	Trichloroethene	247	µg/m^3	J	ICR2

TABLE A-12

HISTORICAL VALIDATION ACTION SUMMARY
Former Ford Aeronutronic Facility
Newport Beach, California

Sample ID	Sample Date	Compound	Lab Result	Units	Qualifier	Reason Codes
PSG-10-33-5 REP	01/11/2022	Trichloroethene	253	µg/m^3	J	ICR2
PSG-10-34-15	05/20/2020	1,1-Dichloroethene	<8.0	µg/m^3	UJ	CCVL/LCSL/LCSDL
PSG-10-34-5	05/20/2020	1,1-Dichloroethene	<8.0	µg/m^3	UJ	CCVL/LCSL/LCSDL
PSG-10-34-15	09/14/2021	Vinyl chloride	<8.0	µg/m^3	UJ	LCSL/LCSDL
PSG-10-34-5	09/14/2021	Vinyl chloride	<8.0	µg/m^3	UJ	LCSL/LCSDL
PSG-10-34-15	01/11/2022	Trichloroethene	6,920	µg/m^3	J	ICR2
PSG-10-34-5	01/11/2022	1,1-Dichloroethane	<4.0	µg/m^3	R	LEAK
PSG-10-34-5	01/11/2022	1,2-Dichloroethane	<4.0	µg/m^3	R	LEAK
PSG-10-34-5	01/11/2022	1,1-Dichloroethene	<4.0	µg/m^3	R	LEAK
PSG-10-34-5	01/11/2022	cis-1,2-Dichloroethene	<4.0	µg/m^3	R	LEAK
PSG-10-34-5	01/11/2022	trans-1,2-Dichloroethene	<4.0	µg/m^3	R	LEAK
PSG-10-34-5	01/11/2022	Tetrachloroethene	18	µg/m^3	R	LEAK
PSG-10-34-5	01/11/2022	1,1,1-Trichloroethane	<4.0	µg/m^3	R	LEAK
PSG-10-34-5	01/11/2022	Trichloroethene	512	µg/m^3	R	LEAK
PSG-10-34-5	01/11/2022	Vinyl chloride	<4.0	µg/m^3	R	LEAK
PSG-10-34-5	08/18/2022	Tetrachloroethene	<20	µg/m^3	UJ	CCVL
PSG-10-34-15	08/18/2022	Tetrachloroethene	59	µg/m^3	J	CCVL/SSH
PSG-10-34-5	08/18/2022	Trichloroethene	670	µg/m^3	J+	SSH
PSG-10-34-15	08/18/2022	Trichloroethene	3,800	µg/m^3	J+	SSH
PSG-10-35-5	05/20/2020	1,1-Dichloroethene	<8.0	µg/m^3	UJ	CCVL/LCSL/LCSDL
PSG-10-35-5	09/14/2021	Vinyl chloride	<8.0	µg/m^3	UJ	LCSL/LCSDL
PSG-10-35-5	01/11/2022	Trichloroethene	117	µg/m^3	J	ICR2
PSG-10-36-15	05/20/2020	1,1-Dichloroethene	<8.0	µg/m^3	UJ	CCVL/LCSL/LCSDL
PSG-10-36-5	05/20/2020	1,1-Dichloroethene	<8.0	µg/m^3	UJ	CCVL/LCSL/LCSDL
PSG-10-36-5	09/14/2021	Vinyl chloride	<8.0	µg/m^3	UJ	LCSL/LCSDL
PSG-10-36-5	01/10/2022	1,2-Dichloroethane	<4.0	µg/m^3	UJ	CCVL
PSG-10-36-5	01/10/2022	1,1,1-Trichloroethane	<4.0	µg/m^3	UJ	CCVL
PSG-10-36-5	01/10/2022	Trichloroethene	345	µg/m^3	J	ICR2
PSG-10-36-5	08/18/2022	Tetrachloroethene	<20	µg/m^3	UJ	CCVL
PSG-10-36-15	08/18/2022	Tetrachloroethene	40	µg/m^3	J	CCVL/SSH
PSG-10-36-5	08/18/2022	Trichloroethene	380	µg/m^3	J+	SSH
PSG-10-36-15	08/18/2022	Trichloroethene	2,300	µg/m^3	J+	SSH
PSG-10-37-5	05/20/2020	1,1-Dichloroethene	<8.0	µg/m^3	UJ	CCVL/LCSL/LCSDL
PSG-10-37-5	09/14/2021	Trichloroethene	44	µg/m^3	J	ICR2
PSG-10-37-5 REP	09/14/2021	Trichloroethene	42	µg/m^3	J	ICR2
PSG-10-37-5	01/10/2022	1,2-Dichloroethane	<4.0	µg/m^3	UJ	CCVL
PSG-10-37-5	01/10/2022	1,1,1-Trichloroethane	<4.0	µg/m^3	UJ	CCVL
PSG-10-37-5	01/10/2022	Trichloroethene	51	µg/m^3	J	ICR2
PSG-10-38-5	05/20/2020	1,1-Dichloroethene	<8.0	µg/m^3	UJ	CCVL/LCSL/LCSDL
PSG-10-38-15	09/14/2021	Trichloroethene	493	µg/m^3	J	ICR2
PSG-10-38-5	09/14/2021	Trichloroethene	<8.0	µg/m^3	UJ	ICR2
PSG-10-38-15	01/10/2022	1,2-Dichloroethane	<4.0	µg/m^3	UJ	CCVL
PSG-10-38-15	01/10/2022	1,1,1-Trichloroethane	<4.0	µg/m^3	UJ	CCVL
PSG-10-38-15	01/10/2022	Trichloroethene	461	µg/m^3	J	ICR2
PSG-10-38-5	01/10/2022	1,2-Dichloroethane	<4.0	µg/m^3	UJ	CCVL
PSG-10-38-5	01/10/2022	1,1,1-Trichloroethane	<4.0	µg/m^3	UJ	CCVL
PSG-10-38-5	01/10/2022	Trichloroethene	<4.0	µg/m^3	UJ	ICR2
PSG-10-38-5	08/18/2022	Tetrachloroethene	<20	µg/m^3	UJ	CCVL

TABLE A-12

HISTORICAL VALIDATION ACTION SUMMARY
Former Ford Aeronutronic Facility
Newport Beach, California

Sample ID	Sample Date	Compound	Lab Result	Units	Qualifier	Reason Codes
PSG-10-38-15	08/18/2022	Tetrachloroethene	<20	µg/m^3	UJ	CCVL
PSG-10-38-15	08/18/2022	Trichloroethene	260	µg/m^3	J+	SSH
PSG-10-39-5	05/20/2020	1,1-Dichloroethene	<8.0	µg/m^3	UJ	CCVL/LCSL/LCSDL
PSG-10-39-5 REP	05/20/2020	1,1-Dichloroethene	<8.0	µg/m^3	UJ	CCVL/LCSL/LCSDL
PSG-10-39-5	09/14/2021	Trichloroethene	9.0	µg/m^3	J	ICR2
PSG-10-39-5	01/10/2022	1,2-Dichloroethane	<4.0	µg/m^3	UJ	CCVL
PSG-10-39-5	01/10/2022	1,1,1-Trichloroethane	<4.0	µg/m^3	UJ	CCVL
PSG-10-39-5	01/10/2022	Trichloroethene	<4.0	µg/m^3	UJ	ICR2
PSG-10-40-5	05/20/2020	1,1-Dichloroethene	<8.0	µg/m^3	UJ	CCVL/LCSL/LCSDL
PSG-10-40-5	09/14/2021	Trichloroethene	3.0	µg/m^3	J	ICR2
PSG-10-40-5	01/10/2022	1,2-Dichloroethane	<4.0	µg/m^3	UJ	CCVL
PSG-10-40-5	01/10/2022	1,1,1-Trichloroethane	<4.0	µg/m^3	UJ	CCVL
PSG-10-40-5	01/10/2022	Trichloroethene	<4.0	µg/m^3	UJ	ICR2
PSG-10-40-5	08/18/2022	Tetrachloroethene	<20	µg/m^3	UJ	CCVL
PSG-10-40-15	08/18/2022	Tetrachloroethene	<20	µg/m^3	UJ	CCVL
PSG-10-40-15	08/18/2022	Trichloroethene	200	µg/m^3	J+	SSH
PSG-10-41-15	05/20/2020	1,1-Dichloroethene	<8.0	µg/m^3	UJ	CCVL/LCSL/LCSDL
PSG-10-41-5	05/20/2020	1,1-Dichloroethene	<8.0	µg/m^3	UJ	CCVL/LCSL/LCSDL
PSG-10-41-15	09/14/2021	Trichloroethene	998	µg/m^3	J	ICR2
PSG-10-41-5	09/14/2021	Trichloroethene	111	µg/m^3	J	ICR2
PSG-10-41-15	01/10/2022	1,1,1-Trichloroethane	<4.0	µg/m^3	UJ	CCVL
PSG-10-41-5	01/10/2022	1,1,1-Trichloroethane	<4.0	µg/m^3	UJ	CCVL
PSG-10-41-5 REP	01/10/2022	1,1,1-Trichloroethane	<4.0	µg/m^3	UJ	CCVL
PSG-10-41-15	01/10/2022	1,2-Dichloroethane	<4.0	µg/m^3	UJ	CCVL
PSG-10-41-5	01/10/2022	1,2-Dichloroethane	<4.0	µg/m^3	UJ	CCVL
PSG-10-41-5 REP	01/10/2022	1,2-Dichloroethane	<4.0	µg/m^3	UJ	CCVL
PSG-10-41-15	01/10/2022	Trichloroethene	890	µg/m^3	J	ICR2
PSG-10-41-5	01/10/2022	Trichloroethene	60	µg/m^3	J	ICR2
PSG-10-41-5 REP	01/10/2022	Trichloroethene	77	µg/m^3	J	ICR2
PSG-10-41-15 REP	08/23/2022	1,1,1-Trichloroethane	<100	µg/m^3	UJ	ISL
PSG-10-41-15 REP	08/23/2022	1,1-Dichloroethane	<100	µg/m^3	UJ	ISL
PSG-10-41-15	08/23/2022	1,1-Dichloroethene	<100	µg/m^3	UJ	CCVL/LCSL
PSG-10-41-15 REP	08/23/2022	1,1-Dichloroethene	<100	µg/m^3	UJ	CCVL/ISL/LCSL
PSG-10-41-5	08/23/2022	1,1-Dichloroethene	<100	µg/m^3	UJ	CCVL/LCSL
PSG-10-41-15 REP	08/23/2022	1,2-Dichloroethane	<20	µg/m^3	UJ	ISL
PSG-10-41-15	08/23/2022	cis-1,2-Dichloroethene	<100	µg/m^3	UJ	CCVL
PSG-10-41-15 REP	08/23/2022	cis-1,2-Dichloroethene	<100	µg/m^3	UJ	CCVL/ISL
PSG-10-41-5	08/23/2022	cis-1,2-Dichloroethene	<100	µg/m^3	UJ	CCVL
PSG-10-41-15	08/23/2022	Tetrachloroethene	20	µg/m^3	J+	SSH
PSG-10-41-15	08/23/2022	trans-1,2-Dichloroethene	<100	µg/m^3	UJ	CCVL/LCSL
PSG-10-41-15 REP	08/23/2022	trans-1,2-Dichloroethene	<100	µg/m^3	UJ	CCVL/ISL/LCSL
PSG-10-41-5	08/23/2022	trans-1,2-Dichloroethene	<100	µg/m^3	UJ	CCVL/LCSL
PSG-10-41-15	08/23/2022	Trichloroethene	760	µg/m^3	J+	SSH
PSG-10-41-15 REP	08/23/2022	Trichloroethene	700	µg/m^3	J+	ISL/SSH
PSG-10-41-5	08/23/2022	Trichloroethene	63	µg/m^3	J+	SSH
PSG-10-41-15	08/23/2022	Vinyl chloride	<10	µg/m^3	UJ	CCVL
PSG-10-41-15 REP	08/23/2022	Vinyl chloride	<10	µg/m^3	UJ	CCVL/ISL
PSG-10-41-5	08/23/2022	Vinyl chloride	<10	µg/m^3	UJ	CCVL

TABLE A-12

HISTORICAL VALIDATION ACTION SUMMARY

Former Ford Aeronutronic Facility

Newport Beach, California

Sample ID	Sample Date	Compound	Lab Result	Units	Qualifier	Reason Codes
PSG-10-42-15	05/20/2020	1,1-Dichloroethene	<8.0	µg/m^3	UJ	CCVL/LCSL/LCSDL
PSG-10-42-5	05/20/2020	1,1-Dichloroethene	<8.0	µg/m^3	UJ	CCVL/LCSL/LCSDL
PSG-10-42-15	09/14/2021	Trichloroethene	656	µg/m^3	J	ICR2
PSG-10-42-5	09/14/2021	Trichloroethene	56	µg/m^3	J	ICR2
PSG-10-42-5 REP	09/14/2021	Trichloroethene	57	µg/m^3	J	ICR2
PSG-10-42-15	01/10/2022	1,1,1-Trichloroethane	<4.0	µg/m^3	UJ	CCVL
PSG-10-42-5	01/10/2022	1,1,1-Trichloroethane	<4.0	µg/m^3	UJ	CCVL
PSG-10-42-15	01/10/2022	1,2-Dichloroethane	<4.0	µg/m^3	UJ	CCVL
PSG-10-42-5	01/10/2022	1,2-Dichloroethane	<4.0	µg/m^3	UJ	CCVL
PSG-10-42-15	01/10/2022	Trichloroethene	562	µg/m^3	J	ICR2
PSG-10-42-5	01/10/2022	Trichloroethene	38	µg/m^3	J	ICR2
PSG-10-42-5	08/23/2022	1,1,1-Trichloroethane	<100	µg/m^3	UJ	ISL
PSG-10-42-5	08/23/2022	1,1-Dichloroethane	<100	µg/m^3	UJ	ISL
PSG-10-42-15	08/23/2022	1,1-Dichloroethene	<100	µg/m^3	UJ	CCVL/LCSL
PSG-10-42-5	08/23/2022	1,1-Dichloroethene	<100	µg/m^3	UJ	CCVL/ISL/LCSL
PSG-10-42-5	08/23/2022	1,2-Dichloroethane	<20	µg/m^3	UJ	ISL
PSG-10-42-15	08/23/2022	cis-1,2-Dichloroethene	<100	µg/m^3	UJ	CCVL
PSG-10-42-5	08/23/2022	cis-1,2-Dichloroethene	<100	µg/m^3	UJ	CCVL/ISL
PSG-10-42-15	08/23/2022	trans-1,2-Dichloroethene	<100	µg/m^3	UJ	CCVL/LCSL
PSG-10-42-5	08/23/2022	trans-1,2-Dichloroethene	<100	µg/m^3	UJ	CCVL/ISL/LCSL
PSG-10-42-15	08/23/2022	Trichloroethene	380	µg/m^3	J+	SSH
PSG-10-42-5	08/23/2022	Trichloroethene	57	µg/m^3	J+	ISL/SSH
PSG-10-42-15	08/23/2022	Vinyl chloride	<10	µg/m^3	UJ	CCVL
PSG-10-42-5	08/23/2022	Vinyl chloride	<10	µg/m^3	UJ	CCVL/ISL
PSG-10-43-15	05/20/2020	1,1-Dichloroethene	<8.0	µg/m^3	UJ	CCVL/LCSL/LCSDL
PSG-10-43-5	05/20/2020	1,1-Dichloroethene	<8.0	µg/m^3	UJ	CCVL/LCSL/LCSDL
PSG-10-43-15	09/14/2021	Trichloroethene	212	µg/m^3	J	ICR2
PSG-10-43-5	09/14/2021	Trichloroethene	16	µg/m^3	J	ICR2
PSG-10-43-15	01/10/2022	1,2-Dichloroethane	<4.0	µg/m^3	UJ	CCVL
PSG-10-43-15	01/10/2022	1,1,1-Trichloroethane	<4.0	µg/m^3	UJ	CCVL
PSG-10-43-15	01/10/2022	Trichloroethene	241	µg/m^3	J	ICR2
PSG-10-43-5	01/10/2022	1,2-Dichloroethane	<4.0	µg/m^3	UJ	CCVL
PSG-10-43-5	01/10/2022	1,1,1-Trichloroethane	<4.0	µg/m^3	UJ	CCVL
PSG-10-43-5	01/10/2022	Trichloroethene	10	µg/m^3	J	ICR2
PSG-10-44-15	05/20/2020	1,1-Dichloroethene	<8.0	µg/m^3	UJ	CCVL/LCSL/LCSDL
PSG-10-44-15 REP	05/20/2020	1,1-Dichloroethene	<8.0	µg/m^3	UJ	CCVL/LCSL/LCSDL
PSG-10-44-5	05/20/2020	1,1-Dichloroethene	<8.0	µg/m^3	UJ	CCVL/LCSL/LCSDL
PSG-10-44-15	09/14/2021	Trichloroethene	184	µg/m^3	J	ICR2
PSG-10-44-5	09/14/2021	Trichloroethene	15	µg/m^3	J	ICR2
PSG-10-44-15	01/10/2022	1,1,1-Trichloroethane	<4.0	µg/m^3	UJ	CCVL
PSG-10-44-5	01/10/2022	1,1,1-Trichloroethane	<4.0	µg/m^3	UJ	CCVL
PSG-10-44-15	01/10/2022	1,2-Dichloroethane	<4.0	µg/m^3	UJ	CCVL
PSG-10-44-5	01/10/2022	1,2-Dichloroethane	<4.0	µg/m^3	UJ	CCVL
PSG-10-44-15	01/10/2022	Trichloroethene	91	µg/m^3	J	ICR2
PSG-10-44-5	01/10/2022	Trichloroethene	11	µg/m^3	J	ICR2
PSG-10-44-5	08/23/2022	1,1,1-Trichloroethane	<100	µg/m^3	UJ	ISL
PSG-10-44-5	08/23/2022	1,1-Dichloroethane	<100	µg/m^3	UJ	ISL
PSG-10-44-15	08/23/2022	1,1-Dichloroethene	<100	µg/m^3	UJ	CCVL/LCSL

TABLE A-12

HISTORICAL VALIDATION ACTION SUMMARY
Former Ford Aeronutronic Facility
Newport Beach, California

Sample ID	Sample Date	Compound	Lab Result	Units	Qualifier	Reason Codes
PSG-10-44-5	08/23/2022	1,1-Dichloroethene	<100	µg/m^3	UJ	CCVL/ISL/LCSL
PSG-10-44-5	08/23/2022	1,2-Dichloroethane	<20	µg/m^3	UJ	ISL
PSG-10-44-15	08/23/2022	cis-1,2-Dichloroethene	<100	µg/m^3	UJ	CCVL
PSG-10-44-5	08/23/2022	cis-1,2-Dichloroethene	<100	µg/m^3	UJ	CCVL/ISL
PSG-10-44-15	08/23/2022	trans-1,2-Dichloroethene	<100	µg/m^3	UJ	CCVL/LCSL
PSG-10-44-5	08/23/2022	trans-1,2-Dichloroethene	<100	µg/m^3	UJ	CCVL/ISL/LCSL
PSG-10-44-15	08/23/2022	Trichloroethene	130	µg/m^3	J+	SSH
PSG-10-44-5	08/23/2022	Trichloroethene	<20	µg/m^3	UJ	ISL
PSG-10-44-15	08/23/2022	Vinyl chloride	<10	µg/m^3	UJ	CCVL
PSG-10-44-5	08/23/2022	Vinyl chloride	<10	µg/m^3	UJ	CCVL/ISL
PSG-10-45-15	05/19/2020	1,1-Dichloroethene	<8.0	µg/m^3	UJ	CCVL
PSG-10-45-5	05/19/2020	1,1-Dichloroethene	<8.0	µg/m^3	UJ	CCVL
PSG-10-45-15	09/14/2021	Trichloroethene	135	µg/m^3	J	ICR2
PSG-10-45-5	09/14/2021	Trichloroethene	7.0	µg/m^3	J	ICR2
PSG-10-45-15	01/07/2022	Trichloroethene	119	µg/m^3	J	ICR2
PSG-10-45-5	01/07/2022	Trichloroethene	<4.0	µg/m^3	UJ	ICR2
PSG-10-45-15	08/23/2022	1,1,1-Trichloroethane	<100	µg/m^3	UJ	ISL
PSG-10-45-15 REP	08/23/2022	1,1,1-Trichloroethane	<100	µg/m^3	UJ	ISL
PSG-10-45-5	08/23/2022	1,1,1-Trichloroethane	<100	µg/m^3	UJ	ISL
PSG-10-45-15	08/23/2022	1,1-Dichloroethane	<100	µg/m^3	UJ	ISL
PSG-10-45-15 REP	08/23/2022	1,1-Dichloroethane	<100	µg/m^3	UJ	ISL
PSG-10-45-5	08/23/2022	1,1-Dichloroethane	<100	µg/m^3	UJ	ISL
PSG-10-45-15	08/23/2022	1,1-Dichloroethene	<100	µg/m^3	UJ	CCVL/ISL/LCSL
PSG-10-45-15 REP	08/23/2022	1,1-Dichloroethene	<100	µg/m^3	UJ	CCVL/ISL/LCSL
PSG-10-45-5	08/23/2022	1,1-Dichloroethene	<100	µg/m^3	UJ	CCVL/ISL/LCSL
PSG-10-45-15	08/23/2022	1,2-Dichloroethane	<20	µg/m^3	UJ	ISL
PSG-10-45-15 REP	08/23/2022	1,2-Dichloroethane	<20	µg/m^3	UJ	ISL
PSG-10-45-5	08/23/2022	1,2-Dichloroethane	<20	µg/m^3	UJ	ISL
PSG-10-45-15	08/23/2022	cis-1,2-Dichloroethene	<100	µg/m^3	UJ	CCVL/ISL
PSG-10-45-15 REP	08/23/2022	cis-1,2-Dichloroethene	<100	µg/m^3	UJ	CCVL/ISL
PSG-10-45-5	08/23/2022	cis-1,2-Dichloroethene	<100	µg/m^3	UJ	CCVL/ISL
PSG-10-45-15 REP	08/23/2022	Tetrachloroethene	<20	µg/m^3	UJ	ISL
PSG-10-45-15	08/23/2022	trans-1,2-Dichloroethene	<100	µg/m^3	UJ	CCVL/ISL/LCSL
PSG-10-45-15 REP	08/23/2022	trans-1,2-Dichloroethene	<100	µg/m^3	UJ	CCVL/ISL/LCSL
PSG-10-45-5	08/23/2022	trans-1,2-Dichloroethene	<100	µg/m^3	UJ	CCVL/ISL/LCSL
PSG-10-45-15	08/23/2022	Trichloroethene	94	µg/m^3	J+	ISL/SSH
PSG-10-45-15 REP	08/23/2022	Trichloroethene	100	µg/m^3	J+	ISL/SSH
PSG-10-45-5	08/23/2022	Trichloroethene	<20	µg/m^3	UJ	ISL
PSG-10-45-15	08/23/2022	Vinyl chloride	<10	µg/m^3	UJ	CCVL/ISL
PSG-10-45-15 REP	08/23/2022	Vinyl chloride	<10	µg/m^3	UJ	CCVL/ISL
PSG-10-45-5	08/23/2022	Vinyl chloride	<10	µg/m^3	UJ	CCVL/ISL
PSG-10-46-15	05/19/2020	1,1-Dichloroethene	<8.0	µg/m^3	UJ	CCVL
PSG-10-46-5	05/19/2020	1,1-Dichloroethene	<8.0	µg/m^3	UJ	CCVL
PSG-10-46-15	09/14/2021	Trichloroethene	4.0	µg/m^3	J	ICR2
PSG-10-46-5	09/14/2021	Trichloroethene	4.0	µg/m^3	J	ICR2
PSG-10-46-15	01/07/2022	Trichloroethene	<4.0	µg/m^3	UJ	ICR2
PSG-10-46-5	01/07/2022	Trichloroethene	<4.0	µg/m^3	UJ	ICR2
PSG-10-46-5 REP	01/07/2022	Trichloroethene	<4.0	µg/m^3	UJ	ICR2

TABLE A-12

HISTORICAL VALIDATION ACTION SUMMARY
Former Ford Aeronutronic Facility
Newport Beach, California

Sample ID	Sample Date	Compound	Lab Result	Units	Qualifier	Reason Codes
PSG-10-47-5	05/19/2020	1,1-Dichloroethene	<8.0	µg/m^3	UJ	CCVL
PSG-10-47-5	09/14/2021	Vinyl chloride	<8.0	µg/m^3	UJ	LCSL/LCSDL
PSG-10-47-5	01/07/2022	Trichloroethene	<4.0	µg/m^3	UJ	ICR2
PSG-10-47-15	08/23/2022	1,1,1-Trichloroethane	<100	µg/m^3	UJ	ISL
PSG-10-47-5	08/23/2022	1,1,1-Trichloroethane	<100	µg/m^3	UJ	ISL
PSG-10-47-15	08/23/2022	1,1-Dichloroethane	<100	µg/m^3	UJ	ISL
PSG-10-47-5	08/23/2022	1,1-Dichloroethane	<100	µg/m^3	UJ	ISL
PSG-10-47-15	08/23/2022	1,1-Dichloroethene	<100	µg/m^3	UJ	CCVL/ISL/LCSL
PSG-10-47-5	08/23/2022	1,1-Dichloroethene	<100	µg/m^3	UJ	CCVL/ISL/LCSL
PSG-10-47-15	08/23/2022	1,2-Dichloroethane	<20	µg/m^3	UJ	ISL
PSG-10-47-5	08/23/2022	1,2-Dichloroethane	<20	µg/m^3	UJ	ISL
PSG-10-47-15	08/23/2022	cis-1,2-Dichloroethene	<100	µg/m^3	UJ	CCVL/ISL
PSG-10-47-5	08/23/2022	cis-1,2-Dichloroethene	<100	µg/m^3	UJ	CCVL/ISL
PSG-10-47-15	08/23/2022	Tetrachloroethene	40	µg/m^3	J+	SSH
PSG-10-47-15	08/23/2022	trans-1,2-Dichloroethene	<100	µg/m^3	UJ	CCVL/ISL/LCSL
PSG-10-47-5	08/23/2022	trans-1,2-Dichloroethene	<100	µg/m^3	UJ	CCVL/ISL/LCSL
PSG-10-47-15	08/23/2022	Trichloroethene	<20	µg/m^3	UJ	ISL
PSG-10-47-5	08/23/2022	Trichloroethene	<20	µg/m^3	UJ	ISL
PSG-10-47-15	08/23/2022	Vinyl chloride	<10	µg/m^3	UJ	CCVL/ISL
PSG-10-47-5	08/23/2022	Vinyl chloride	<10	µg/m^3	UJ	CCVL/ISL
PSG-10-48-5	05/19/2020	1,1-Dichloroethene	<8.0	µg/m^3	UJ	CCVL
PSG-10-48-5	09/14/2021	Vinyl chloride	<8.0	µg/m^3	UJ	LCSL/LCSDL
PSG-10-48-5	01/07/2022	Trichloroethene	<4.0	µg/m^3	UJ	ICR2
PSG-10-49-5	05/19/2020	1,1-Dichloroethene	<8.0	µg/m^3	UJ	CCVL
PSG-10-49-5	01/15/2021	1,1-Dichloroethene	<8.0	µg/m^3	UJ	LCSL
PSG-10-49-5 REP	01/15/2021	1,1-Dichloroethene	<8.0	µg/m^3	UJ	LCSL
PSG-10-49-15	09/14/2021	Vinyl chloride	<8.0	µg/m^3	UJ	LCSL/LCSDL
PSG-10-49-5	09/14/2021	Vinyl chloride	<8.0	µg/m^3	UJ	LCSL/LCSDL
PSG-10-49-15	01/07/2022	Trichloroethene	11	µg/m^3	J	ICR2
PSG-10-49-5	01/07/2022	Trichloroethene	<4.0	µg/m^3	UJ	ICR2
PSG-10-49-15	08/23/2022	1,1,1-Trichloroethane	<100	µg/m^3	UJ	ISL
PSG-10-49-5	08/23/2022	1,1,1-Trichloroethane	<100	µg/m^3	UJ	ISL
PSG-10-49-15	08/23/2022	1,1-Dichloroethane	<100	µg/m^3	UJ	ISL
PSG-10-49-5	08/23/2022	1,1-Dichloroethane	<100	µg/m^3	UJ	ISL
PSG-10-49-15	08/23/2022	1,1-Dichloroethene	<100	µg/m^3	UJ	CCVL/ISL/LCSL
PSG-10-49-5	08/23/2022	1,1-Dichloroethene	<100	µg/m^3	UJ	CCVL/ISL/LCSL
PSG-10-49-15	08/23/2022	1,2-Dichloroethane	<20	µg/m^3	UJ	ISL
PSG-10-49-5	08/23/2022	1,2-Dichloroethane	<20	µg/m^3	UJ	ISL
PSG-10-49-15	08/23/2022	cis-1,2-Dichloroethene	<100	µg/m^3	UJ	CCVL/ISL
PSG-10-49-5	08/23/2022	cis-1,2-Dichloroethene	<100	µg/m^3	UJ	CCVL/ISL
PSG-10-49-15	08/23/2022	trans-1,2-Dichloroethene	<100	µg/m^3	UJ	CCVL/ISL/LCSL
PSG-10-49-5	08/23/2022	trans-1,2-Dichloroethene	<100	µg/m^3	UJ	CCVL/ISL/LCSL
PSG-10-49-15	08/23/2022	Trichloroethene	<20	µg/m^3	UJ	ISL
PSG-10-49-5	08/23/2022	Trichloroethene	<20	µg/m^3	UJ	ISL
PSG-10-49-15	08/23/2022	Vinyl chloride	<10	µg/m^3	UJ	CCVL/ISL
PSG-10-49-5	08/23/2022	Vinyl chloride	<10	µg/m^3	UJ	CCVL/ISL
PSG-10-50-15	05/19/2020	1,1-Dichloroethene	<8.0	µg/m^3	UJ	CCVL
PSG-10-50-5	05/19/2020	1,1-Dichloroethene	<8.0	µg/m^3	UJ	CCVL

TABLE A-12

HISTORICAL VALIDATION ACTION SUMMARY
Former Ford Aeronutronic Facility
Newport Beach, California

Sample ID	Sample Date	Compound	Lab Result	Units	Qualifier	Reason Codes
PSG-10-50-5 REP	05/19/2020	1,1-Dichloroethene	<8.0	µg/m^3	UJ	CCVL
PSG-10-50-15	01/15/2021	1,1-Dichloroethene	<8.0	µg/m^3	UJ	LCSL
PSG-10-50-5	01/15/2021	1,1-Dichloroethene	4.0	µg/m^3	J-	LCSL
PSG-10-50-5	01/07/2022	Trichloroethene	<4.0	µg/m^3	UJ	ICR2
PSG-10-51-15	05/19/2020	1,1-Dichloroethene	<8.0	µg/m^3	UJ	CCVL
PSG-10-51-5	05/19/2020	1,1-Dichloroethene	<8.0	µg/m^3	UJ	CCVL
PSG-10-51-15	01/15/2021	1,1-Dichloroethene	<8.0	µg/m^3	UJ	LCSL
PSG-10-51-5	01/15/2021	1,1-Dichloroethene	<8.0	µg/m^3	UJ	LCSL
PSG-10-51-15	01/07/2022	Trichloroethene	35	µg/m^3	J	ICR2
PSG-10-51-5	01/07/2022	Trichloroethene	<4.0	µg/m^3	UJ	ICR2
PSG-10-51-15	08/23/2022	1,1,1-Trichloroethane	<100	µg/m^3	UJ	ISL
PSG-10-51-5	08/23/2022	1,1,1-Trichloroethane	<100	µg/m^3	UJ	ISL
PSG-10-51-15	08/23/2022	1,1-Dichloroethane	<100	µg/m^3	UJ	ISL
PSG-10-51-5	08/23/2022	1,1-Dichloroethane	<100	µg/m^3	UJ	ISL
PSG-10-51-15	08/23/2022	1,1-Dichloroethene	<100	µg/m^3	UJ	CCVL/ISL/LCSL
PSG-10-51-5	08/23/2022	1,1-Dichloroethene	<100	µg/m^3	UJ	CCVL/ISL/LCSL
PSG-10-51-15	08/23/2022	1,2-Dichloroethane	<20	µg/m^3	UJ	ISL
PSG-10-51-5	08/23/2022	1,2-Dichloroethane	<20	µg/m^3	UJ	ISL
PSG-10-51-15	08/23/2022	cis-1,2-Dichloroethene	<100	µg/m^3	UJ	CCVL/ISL
PSG-10-51-5	08/23/2022	cis-1,2-Dichloroethene	<100	µg/m^3	UJ	CCVL/ISL
PSG-10-51-5	08/23/2022	Tetrachloroethene	<20	µg/m^3	UJ	ISL
PSG-10-51-15	08/23/2022	trans-1,2-Dichloroethene	<100	µg/m^3	UJ	CCVL/ISL/LCSL
PSG-10-51-5	08/23/2022	trans-1,2-Dichloroethene	<100	µg/m^3	UJ	CCVL/ISL/LCSL
PSG-10-51-15	08/23/2022	Trichloroethene	30	µg/m^3	J+	ISL/SSH/TIC
PSG-10-51-5	08/23/2022	Trichloroethene	<20	µg/m^3	UJ	ISL
PSG-10-51-15	08/23/2022	Vinyl chloride	<10	µg/m^3	UJ	CCVL/ISL
PSG-10-51-5	08/23/2022	Vinyl chloride	<10	µg/m^3	UJ	CCVL/ISL
PSG-10-52-15	05/19/2020	1,1-Dichloroethene	<8.0	µg/m^3	UJ	CCVL
PSG-10-52-15	01/15/2021	1,1-Dichloroethene	<8.0	µg/m^3	UJ	LCSL
PSG-10-52-15	01/07/2022	Trichloroethene	106	µg/m^3	J	ICR2
PSG-10-52-15 REP	01/07/2022	Trichloroethene	109	µg/m^3	J	ICR2
PSG-10-52-5	05/19/2020	1,1-Dichloroethene	<8.0	µg/m^3	UJ	CCVL
PSG-10-52-5	01/15/2021	1,1-Dichloroethene	<8.0	µg/m^3	UJ	LCSL
PSG-10-52-5	01/07/2022	Trichloroethene	<4.0	µg/m^3	UJ	ICR2
PSG-10-52-5	08/24/2022	Tetrachloroethene	<20	µg/m^3	UJ	CCVL
PSG-10-52-15	08/24/2022	Tetrachloroethene	<20	µg/m^3	UJ	CCVL
PSG-10-52-15	08/24/2022	Trichloroethene	71	µg/m^3	J+	SSH
PSG-10-53-15	05/19/2020	1,1-Dichloroethene	<8.0	µg/m^3	UJ	CCVL
PSG-10-53-15	01/15/2021	1,1-Dichloroethene	<8.0	µg/m^3	UJ	LCSL
PSG-10-53-15	01/07/2022	Trichloroethene	99	µg/m^3	J	ICR2
PSG-10-53-15 REP	05/19/2020	1,1-Dichloroethene	<8.0	µg/m^3	UJ	CCVL
PSG-10-53-15 REP	01/15/2021	1,1-Dichloroethene	<8.0	µg/m^3	UJ	LCSL
PSG-10-53-5	05/19/2020	1,1-Dichloroethene	<8.0	µg/m^3	UJ	CCVL
PSG-10-53-5	01/15/2021	1,1-Dichloroethene	<8.0	µg/m^3	UJ	LCSL
PSG-10-53-5	09/30/2021	1,1-Dichloroethane	<8.0	µg/m^3	R	LEAK
PSG-10-53-5	09/30/2021	1,2-Dichloroethane	<8.0	µg/m^3	R	LEAK
PSG-10-53-5	09/30/2021	1,1-Dichloroethene	<8.0	µg/m^3	R	LEAK
PSG-10-53-5	09/30/2021	cis-1,2-Dichloroethene	<8.0	µg/m^3	R	LEAK

TABLE A-12

HISTORICAL VALIDATION ACTION SUMMARY
Former Ford Aeronutronic Facility
Newport Beach, California

Sample ID	Sample Date	Compound	Lab Result	Units	Qualifier	Reason Codes
PSG-10-53-5	09/30/2021	trans-1,2-Dichloroethene	<8.0	µg/m^3	R	LEAK
PSG-10-53-5	09/30/2021	Tetrachloroethene	<8.0	µg/m^3	R	LEAK
PSG-10-53-5	09/30/2021	1,1,1-Trichloroethane	<8.0	µg/m^3	R	LEAK
PSG-10-53-5	09/30/2021	Trichloroethene	4.0	µg/m^3	R	LEAK
PSG-10-53-5	09/30/2021	Vinyl chloride	<8.0	µg/m^3	R	LEAK
PSG-10-53-5	01/07/2022	Trichloroethene	6.0	µg/m^3	J	ICR2
PSG-10-54-15	05/19/2020	1,1-Dichloroethene	<8.0	µg/m^3	UJ	CCVL
PSG-10-54-5	05/19/2020	1,1-Dichloroethene	<8.0	µg/m^3	UJ	CCVL
PSG-10-54-5	01/15/2021	1,1-Dichloroethene	<8.0	µg/m^3	UJ	LCSL
PSG-10-54-5	01/07/2022	Trichloroethene	<4.0	µg/m^3	UJ	ICR2
PSG-10-54-5	08/24/2022	Tetrachloroethene	<20	µg/m^3	UJ	CCVL
PSG-10-54-15	08/24/2022	Tetrachloroethene	<20	µg/m^3	UJ	CCVL
PSG-10-54-15 REP	08/24/2022	Tetrachloroethene	<20	µg/m^3	UJ	CCVL
PSG-11-1-14.5	01/31/2020	1,1,1-Trichloroethane	<8.0	µg/m^3	R	LEAK
PSG-11-1-14.5	01/31/2020	1,1-Dichloroethane	<8.0	µg/m^3	R	LEAK
PSG-11-1-14.5	01/31/2020	1,1-Dichloroethene	326	µg/m^3	R	LEAK
PSG-11-1-14.5	01/31/2020	1,2-Dichloroethane	<8.0	µg/m^3	R	LEAK
PSG-11-1-14.5	01/31/2020	cis-1,2-Dichloroethene	<8.0	µg/m^3	R	LEAK
PSG-11-1-14.5	01/31/2020	Tetrachloroethene	336	µg/m^3	R	LEAK
PSG-11-1-14.5	01/31/2020	trans-1,2-Dichloroethene	<8.0	µg/m^3	R	LEAK
PSG-11-1-14.5	01/31/2020	Trichloroethene	309	µg/m^3	R	LEAK
PSG-11-1-14.5	01/31/2020	Vinyl chloride	<8.0	µg/m^3	R	LEAK
PSG-11-1-14.5	05/05/2022	Tetrachloroethene	262	µg/m^3	J+	LCSH
PSG-11-1-14.5	08/25/2022	1,1-Dichloroethene	230	µg/m^3	J+	CCVH
PSG-11-2-15	09/08/2021	Tetrachloroethene	53	µg/m^3	J	ICR2
PSG-11-2-15	05/05/2022	Tetrachloroethene	26	µg/m^3	J+	LCSH
PSG-11-2-15 REP	05/05/2022	Tetrachloroethene	27	µg/m^3	J+	LCSH
PSG-11-3-15	09/08/2021	Tetrachloroethene	14	µg/m^3	J	ICR2
PSG-11-3-5	09/08/2021	Tetrachloroethene	13	µg/m^3	J	ICR2
PSG-11-3-5 REP	09/08/2021	Tetrachloroethene	14	µg/m^3	J	ICR2
PSG-11-3-15	01/14/2022	Tetrachloroethene	18	µg/m^3	J+	BL1
PSG-11-3-5	01/14/2022	Tetrachloroethene	14	µg/m^3	J+	BL1
PSG-11-3-15	05/05/2022	Tetrachloroethene	19	µg/m^3	J+	LCSH
PSG-11-3-5	05/05/2022	Tetrachloroethene	12	µg/m^3	J+	LCSH
PSG-11-4-15	09/08/2021	Tetrachloroethene	8.0	µg/m^3	J	ICR2
PSG-11-4-5	09/08/2021	Tetrachloroethene	<8.0	µg/m^3	UJ	ICR2
PSG-11-4-15	01/14/2022	Tetrachloroethene	7.0	µg/m^3	J+	BL1
PSG-11-4-15	05/05/2022	Tetrachloroethene	7.0	µg/m^3	J+	LCSH
PSG-11-4-5	05/05/2022	Tetrachloroethene	6.0	µg/m^3	J+	LCSH
PSG-11-5-5	09/08/2021	Tetrachloroethene	<8.0	µg/m^3	UJ	ICR2
PSG-11-5-5	05/05/2022	Tetrachloroethene	10	µg/m^3	J+	LCSH
PSG-11-6-5	09/09/2021	Tetrachloroethene	<8.0	µg/m^3	UJ	ICR2
PSG-11-6-5	01/14/2022	Tetrachloroethene	5.0	µg/m^3	J+	BL1
PSG-11-6-5	05/05/2022	Tetrachloroethene	4.0	µg/m^3	J+	LCSH
PSG-11-7-5	09/09/2021	Tetrachloroethene	7.0	µg/m^3	J	ICR2
PSG-11-7-5 REP	09/09/2021	Tetrachloroethene	7.0	µg/m^3	J	ICR2
PSG-11-7-5	01/14/2022	Tetrachloroethene	5.0	µg/m^3	J+	BL1
PSG-11-7-5	05/05/2022	Tetrachloroethene	6.0	µg/m^3	J+	LCSH

TABLE A-12

HISTORICAL VALIDATION ACTION SUMMARY
Former Ford Aeronutronic Facility
Newport Beach, California

Sample ID	Sample Date	Compound	Lab Result	Units	Qualifier	Reason Codes
PSG-11-8-5	09/09/2021	Tetrachloroethene	15	µg/m^3	J	ICR2
PSG-11-8-5	01/14/2022	Tetrachloroethene	9.0	µg/m^3	J+	BL1
PSG-11-8-15	05/05/2022	Tetrachloroethene	11	µg/m^3	J+	LCSH
PSG-11-8-5	05/05/2022	Tetrachloroethene	13	µg/m^3	J+	LCSH
PSG-11-8-5 REP	05/05/2022	Tetrachloroethene	13	µg/m^3	J+	LCSH
PSG-11-9-15	09/09/2021	Tetrachloroethene	11	µg/m^3	J	ICR2
PSG-11-9-5	09/09/2021	Tetrachloroethene	13	µg/m^3	J	ICR2
PSG-11-9-15	01/14/2022	Tetrachloroethene	11	µg/m^3	J+	BL1
PSG-11-9-5	01/14/2022	Tetrachloroethene	7.0	µg/m^3	J+	BL1
PSG-11-9-15	05/05/2022	Tetrachloroethene	20	µg/m^3	J+	LCSH
PSG-11-9-5	05/05/2022	Tetrachloroethene	10	µg/m^3	J+	LCSH
PSG-11-10-15	09/09/2021	Tetrachloroethene	12	µg/m^3	J	ICR2
PSG-11-10-5	09/09/2021	Tetrachloroethene	12	µg/m^3	J	ICR2
PSG-11-10-15	01/14/2022	Tetrachloroethene	13	µg/m^3	J+	BL1
PSG-11-10-5	01/14/2022	Tetrachloroethene	8.0	µg/m^3	J+	BL1
PSG-11-10-15	05/05/2022	Tetrachloroethene	10	µg/m^3	J+	LCSH
PSG-11-10-5	05/05/2022	Tetrachloroethene	14	µg/m^3	J+	LCSH
PSG-11-11-15	09/09/2021	Tetrachloroethene	9.0	µg/m^3	J	ICR2
PSG-11-11-5	09/09/2021	Tetrachloroethene	15	µg/m^3	J	ICR2
PSG-11-11-15	01/14/2022	Tetrachloroethene	6.0	µg/m^3	J+	BL1
PSG-11-11-15	05/06/2022	Vinyl chloride	<4.0	µg/m^3	UJ	CCVL
PSG-11-11-5	05/06/2022	Vinyl chloride	<4.0	µg/m^3	UJ	CCVL
PSG-11-11-5 REP	05/06/2022	Vinyl chloride	<4.0	µg/m^3	UJ	CCVL
PSG-11-12-15	09/09/2021	Tetrachloroethene	10	µg/m^3	J	ICR2
PSG-11-12-15 REP	09/09/2021	Tetrachloroethene	12	µg/m^3	J	ICR2
PSG-11-12-5	09/09/2021	Tetrachloroethene	15	µg/m^3	J	ICR2
PSG-11-12-15	01/14/2022	Tetrachloroethene	10	µg/m^3	J+	BL1
PSG-11-12-5	01/14/2022	Tetrachloroethene	9.0	µg/m^3	J+	BL1
PSG-11-12-15	05/06/2022	Vinyl chloride	<4.0	µg/m^3	UJ	CCVL
PSG-11-12-5	05/06/2022	Vinyl chloride	<4.0	µg/m^3	UJ	CCVL
PSG-11-13-15	09/09/2021	Tetrachloroethene	31	µg/m^3	J	ICR2
PSG-11-13-5	09/09/2021	Tetrachloroethene	23	µg/m^3	J	ICR2
PSG-11-13-15	05/06/2022	Vinyl chloride	<4.0	µg/m^3	UJ	CCVL
PSG-11-13-5	05/06/2022	Vinyl chloride	<4.0	µg/m^3	UJ	CCVL
PSG-11-13-5 REP	05/06/2022	Vinyl chloride	<4.0	µg/m^3	UJ	CCVL
PSG-11-14-15	09/09/2021	Tetrachloroethene	45	µg/m^3	J	ICR2
PSG-11-14-5	09/09/2021	Tetrachloroethene	52	µg/m^3	J	ICR2
PSG-11-14-15	01/19/2022	Trichloroethene	6.0	µg/m^3	J+	LCSH/LCSDH
PSG-11-14-15	05/06/2022	Vinyl chloride	<4.0	µg/m^3	UJ	CCVL
PSG-11-14-5	05/06/2022	Vinyl chloride	<4.0	µg/m^3	UJ	CCVL
PSG-11-15-15	09/09/2021	Tetrachloroethene	88	µg/m^3	J	ICR2
PSG-11-15-5	09/09/2021	Tetrachloroethene	101	µg/m^3	J	ICR2
PSG-11-15-15	01/19/2022	Trichloroethene	39	µg/m^3	J+	LCSH/LCSDH
PSG-11-15-5	01/19/2022	Trichloroethene	19	µg/m^3	J+	LCSH/LCSDH
PSG-11-15-5 REP	01/19/2022	Trichloroethene	19	µg/m^3	J+	LCSH/LCSDH
PSG-11-15-15	05/06/2022	Vinyl chloride	<4.0	µg/m^3	UJ	CCVL
PSG-11-15-5	05/06/2022	Vinyl chloride	<4.0	µg/m^3	UJ	CCVL
PSG-11-16-15	05/22/2020	1,1-Dichloroethene	<8.0	µg/m^3	UJ	CCVL/LCSL/LCSDL

TABLE A-12

HISTORICAL VALIDATION ACTION SUMMARY

Former Ford Aeronutronic Facility

Newport Beach, California

Sample ID	Sample Date	Compound	Lab Result	Units	Qualifier	Reason Codes
PSG-11-16-5	05/22/2020	1,1-Dichloroethene	<8.0	µg/m^3	UJ	CCVL/LCSL/LCSDL
PSG-11-16-15	01/19/2022	Trichloroethene	124	µg/m^3	J+	LCSH/LCSDH
PSG-11-16-5	01/19/2022	Trichloroethene	73	µg/m^3	J+	LCSH/LCSDH
PSG-11-16-15	05/06/2022	Vinyl chloride	<4.0	µg/m^3	UJ	CCVL
PSG-11-16-5	05/06/2022	Vinyl chloride	<4.0	µg/m^3	UJ	CCVL
PSG-11-17-15	05/22/2020	1,1-Dichloroethene	<8.0	µg/m^3	UJ	CCVL/LCSL/LCSDL
PSG-11-17-5	05/22/2020	1,1-Dichloroethene	<8.0	µg/m^3	UJ	CCVL/LCSL/LCSDL
PSG-11-17-15	01/19/2022	Trichloroethene	813	µg/m^3	J+	LCSH/LCSDH
PSG-11-17-5	01/19/2022	Trichloroethene	5.0	µg/m^3	J+	LCSH/LCSDH
PSG-11-17-15	05/06/2022	Vinyl chloride	<4.0	µg/m^3	UJ	CCVL
PSG-11-17-5	05/06/2022	Vinyl chloride	<4.0	µg/m^3	UJ	CCVL
PSG-11-18-5	03/05/2019	1,1,1-Trichloroethane	<8.0	µg/m^3	R	LEAK
PSG-11-18-5	03/05/2019	1,1-Dichloroethane	<8.0	µg/m^3	R	LEAK
PSG-11-18-5	03/05/2019	1,1-Dichloroethene	<8.0	µg/m^3	R	LEAK
PSG-11-18-5	03/05/2019	1,2-Dichloroethane	<8.0	µg/m^3	R	LEAK
PSG-11-18-5	03/05/2019	cis-1,2-Dichloroethene	<8.0	µg/m^3	R	LEAK
PSG-11-18-5	03/05/2019	Tetrachloroethene	69	µg/m^3	R	LEAK
PSG-11-18-5	03/05/2019	trans-1,2-Dichloroethene	<8.0	µg/m^3	R	LEAK
PSG-11-18-5	03/05/2019	Trichloroethene	1,260	µg/m^3	R	LEAK
PSG-11-18-5	03/05/2019	Vinyl chloride	<8.0	µg/m^3	R	LEAK
PSG-11-18-15	05/22/2020	1,1-Dichloroethene	<8.0	µg/m^3	UJ	CCVL/LCSL/LCSDL
PSG-11-18-5	05/22/2020	1,1-Dichloroethene	<8.0	µg/m^3	UJ	CCVL/LCSL/LCSDL
PSG-11-18-15	01/19/2022	Trichloroethene	3,200	µg/m^3	J+	LCSH/LCSDH
PSG-11-18-5	01/19/2022	Trichloroethene	1,140	µg/m^3	J+	LCSH/LCSDH
PSG-11-19-15	05/22/2020	1,1-Dichloroethene	<8.0	µg/m^3	UJ	CCVL/LCSL/LCSDL
PSG-11-19-5	05/22/2020	1,1-Dichloroethene	<8.0	µg/m^3	UJ	CCVL/LCSL/LCSDL
PSG-11-19-15	01/19/2022	Trichloroethene	8,050	µg/m^3	J+	LCSH/LCSDH
PSG-11-19-5	01/19/2022	Trichloroethene	3,230	µg/m^3	J+	LCSH/LCSDH
PSG-11-20-15	05/22/2020	1,1-Dichloroethene	<8.0	µg/m^3	UJ	CCVL/LCSL/LCSDL
PSG-11-20-5	05/22/2020	1,1-Dichloroethene	<8.0	µg/m^3	UJ	CCVL/LCSL/LCSDL
PSG-11-20-5	01/19/2022	Trichloroethene	2,740	µg/m^3	J+	LCSH/LCSDH
PSG-11-20-15	08/29/2022	1,1-Dichloroethene	140	µg/m^3	J+	CCVH
PSG-11-21-15	05/22/2020	1,1-Dichloroethene	417	µg/m^3	J-	CCVL/LCSL/LCSDL
PSG-11-21-15	09/09/2021	1,2-Dichloroethane	30	µg/m^3	J+	CCVH
PSG-11-21-5	05/22/2020	1,1-Dichloroethene	101	µg/m^3	J-	CCVL/LCSL/LCSDL
PSG-11-21-5	08/29/2022	1,1-Dichloroethene	120	µg/m^3	J+	CCVH
PSG-11-21-15	08/29/2022	1,1-Dichloroethene	560	µg/m^3	J+	CCVH
PSG-11-22-15	05/22/2020	1,1-Dichloroethene	1,020	µg/m^3	J-	CCVL/LCSL/LCSDL
PSG-11-22-15 REP	05/22/2020	1,1-Dichloroethene	960	µg/m^3	J-	CCVL/LCSL/LCSDL
PSG-11-22-5	05/22/2020	1,1-Dichloroethene	486	µg/m^3	J-	CCVL/LCSL/LCSDL
PSG-11-22-5	08/29/2022	1,1-Dichloroethene	470	µg/m^3	J+	CCVH
PSG-11-22-15	08/29/2022	1,1-Dichloroethene	1,200	µg/m^3	J+	CCVH
PSG-11-23-5	05/21/2020	1,1-Dichloroethene	485	µg/m^3	J-	CCVL/LCSL
PSG-11-23-5	08/29/2022	1,1-Dichloroethene	500	µg/m^3	J+	CCVH
PSG-11-23-15	08/29/2022	1,1-Dichloroethene	600	µg/m^3	J+	CCVH
PSG-11-24-15	05/21/2020	1,1-Dichloroethene	824	µg/m^3	J-	CCVL/LCSL
PSG-11-24-5	05/21/2020	1,1-Dichloroethene	230	µg/m^3	J-	CCVL/LCSL
PSG-11-24-5	08/29/2022	1,1-Dichloroethene	240	µg/m^3	J+	CCVH

TABLE A-12

HISTORICAL VALIDATION ACTION SUMMARY

Former Ford Aeronutronic Facility

Newport Beach, California

Sample ID	Sample Date	Compound	Lab Result	Units	Qualifier	Reason Codes
PSG-11-24-15	08/29/2022	1,1-Dichloroethene	990	µg/m^3	J+	CCVH
PSG-11-26-15	05/21/2020	1,1-Dichloroethene	264	µg/m^3	J-	CCVL/LCSL
PSG-11-26-5	05/21/2020	1,1-Dichloroethene	<8.0	µg/m^3	UJ	CCVL/LCSL
PSG-11-26-15	09/09/2021	Tetrachloroethene	577	µg/m^3	J	ICR2
PSG-11-26-15 REP	09/09/2021	Tetrachloroethene	594	µg/m^3	J	ICR2
PSG-11-26-5	09/09/2021	Tetrachloroethene	12	µg/m^3	J	ICR2
PSG-11-26-15	08/30/2022	1,1-Dichloroethene	170	µg/m^3	J+	CCVH
PSG-11-27-15	05/21/2020	1,1-Dichloroethene	595	µg/m^3	J-	CCVL/LCSL
PSG-11-27-5	05/21/2020	1,1-Dichloroethene	365	µg/m^3	J-	CCVL/LCSL
PSG-11-27-15	09/09/2021	Tetrachloroethene	427	µg/m^3	J	ICR2
PSG-11-27-5	09/09/2021	Tetrachloroethene	444	µg/m^3	J	ICR2
PSG-11-27-5	08/30/2022	1,1-Dichloroethene	330	µg/m^3	J+	CCVH
PSG-11-27-15	08/30/2022	1,1-Dichloroethene	650	µg/m^3	J+	CCVH
PSG-11-28-15	05/21/2020	1,1-Dichloroethene	305	µg/m^3	J-	CCVL/LCSL
PSG-11-28-5	05/21/2020	1,1-Dichloroethene	89	µg/m^3	J-	CCVL/LCSL
PSG-11-28-15	09/09/2021	Tetrachloroethene	338	µg/m^3	J	ICR2
PSG-11-28-5	09/09/2021	Tetrachloroethene	255	µg/m^3	J	ICR2
PSG-11-28-15	08/30/2022	1,1-Dichloroethene	350	µg/m^3	J+	CCVH
PSG-11-29-15	05/21/2020	1,1-Dichloroethene	<8.0	µg/m^3	UJ	CCVL/LCSL
PSG-11-29-5	05/21/2020	1,1-Dichloroethene	23	µg/m^3	J-	CCVL/LCSL
PSG-11-29-5	01/26/2021	1,1-Dichloroethane	<8.0	µg/m^3	R	LEAK
PSG-11-29-5	01/26/2021	1,2-Dichloroethane	<8.0	µg/m^3	R	LEAK
PSG-11-29-5	01/26/2021	1,1-Dichloroethene	14	µg/m^3	R	LEAK
PSG-11-29-5	01/26/2021	cis-1,2-Dichloroethene	<8.0	µg/m^3	R	LEAK
PSG-11-29-5	01/26/2021	trans-1,2-Dichloroethene	<8.0	µg/m^3	R	LEAK
PSG-11-29-5	01/26/2021	Tetrachloroethene	126	µg/m^3	R	LEAK
PSG-11-29-5	01/26/2021	1,1,1-Trichloroethane	<8.0	µg/m^3	R	LEAK
PSG-11-29-5	01/26/2021	Trichloroethene	107	µg/m^3	R	LEAK
PSG-11-29-5	01/26/2021	Vinyl chloride	<8.0	µg/m^3	R	LEAK
PSG-11-29-15	09/09/2021	Tetrachloroethene	299	µg/m^3	J	ICR2
PSG-11-29-5	09/09/2021	Tetrachloroethene	261	µg/m^3	J	ICR2
PSG-11-30-15	05/21/2020	1,1-Dichloroethene	75	µg/m^3	J-	CCVL/LCSL
PSG-11-30-15 REP	05/21/2020	1,1-Dichloroethene	67	µg/m^3	J-	CCVL/LCSL
PSG-11-30-5	05/21/2020	1,1-Dichloroethene	32	µg/m^3	J-	CCVL/LCSL
PSG-11-30-15	09/09/2021	Tetrachloroethene	1,150	µg/m^3	J	ICR2
PSG-11-30-5	09/09/2021	Tetrachloroethene	3,400	µg/m^3	J	ICR2
PSG-11-30-15	01/24/2022	Tetrachloroethene	940	µg/m^3	J	ICR2
PSG-11-30-15	01/24/2022	Trichloroethene	204	µg/m^3	J	ICR2
PSG-11-30-15 REP	01/24/2022	Tetrachloroethene	820	µg/m^3	J	ICR2
PSG-11-30-15 REP	01/24/2022	Trichloroethene	182	µg/m^3	J	ICR2
PSG-11-30-5	01/24/2022	Tetrachloroethene	1,320	µg/m^3	J	ICR2
PSG-11-30-5	01/24/2022	Trichloroethene	73	µg/m^3	J	ICR2
PSG-16-01-5.5	05/26/2020	1,1-Dichloroethene	<8.0	µg/m^3	UJ	CCVL/LCSL/LCSDL
PSG-16-01-5.5	09/07/2021	Tetrachloroethene	<8.0	µg/m^3	UJ	ICR2
PSG-16-01-5.5	02/07/2022	1,1-Dichloroethane	<4.0	µg/m^3	UJ	ICR2
PSG-16-01-5.5	02/07/2022	Trichloroethene	<4.0	µg/m^3	UJ	ICR2
PSG-16-01-5.5 REP	02/07/2022	1,1-Dichloroethane	<4.0	µg/m^3	UJ	ICR2
PSG-16-01-5.5 REP	02/07/2022	Trichloroethene	<4.0	µg/m^3	UJ	ICR2

TABLE A-12

HISTORICAL VALIDATION ACTION SUMMARY

Former Ford Aeronutronic Facility

Newport Beach, California

Sample ID	Sample Date	Compound	Lab Result	Units	Qualifier	Reason Codes
PSG-16-01-5.5	05/16/2022	Trichloroethene	<4.0	µg/m^3	UJ	ICR2
PSG-16-01-5.5	05/16/2022	Vinyl chloride	<4.0	µg/m^3	UJ	ICR2
PSG-16-01-5.5 REP	05/16/2022	Trichloroethene	<4.0	µg/m^3	UJ	ICR2
PSG-16-01-5.5 REP	05/16/2022	Vinyl chloride	<4.0	µg/m^3	UJ	ICR2
PSG-16-02-5	05/26/2020	1,1-Dichloroethene	<8.0	µg/m^3	UJ	CCVL/LCSL/LCSDL
PSG-16-02-5	06/04/2021	Vinyl chloride	<8.0	µg/m^3	UJ	CCVL
PSG-16-02-5 REP	06/04/2021	Vinyl chloride	<8.0	µg/m^3	UJ	CCVL
PSG-16-02-5	09/07/2021	Tetrachloroethene	<8.0	µg/m^3	UJ	ICR2
PSG-16-02-5 REP	09/07/2021	Tetrachloroethene	<8.0	µg/m^3	UJ	ICR2
PSG-16-02-5	02/07/2022	1,1-Dichloroethane	<4.0	µg/m^3	UJ	ICR2
PSG-16-02-5	02/07/2022	Trichloroethene	<4.0	µg/m^3	UJ	ICR2
PSG-16-02-5 REP	02/07/2022	1,1-Dichloroethane	<4.0	µg/m^3	UJ	ICR2
PSG-16-02-5 REP	02/07/2022	Trichloroethene	<4.0	µg/m^3	UJ	ICR2
PSG-16-02-5	05/16/2022	Trichloroethene	<4.0	µg/m^3	UJ	ICR2
PSG-16-02-5	05/16/2022	Vinyl chloride	<4.0	µg/m^3	UJ	ICR2
PSG-16-03-15	05/26/2020	1,1-Dichloroethene	<8.0	µg/m^3	UJ	CCVL/LCSL/LCSDL
PSG-16-03-5	05/26/2020	1,1-Dichloroethene	<8.0	µg/m^3	UJ	CCVL/LCSL/LCSDL
PSG-16-03-5	09/07/2021	Tetrachloroethene	10	µg/m^3	J	ICR2
PSG-16-03-5	02/07/2022	1,1-Dichloroethane	<4.0	µg/m^3	UJ	ICR2
PSG-16-03-5	02/07/2022	Trichloroethene	<4.0	µg/m^3	UJ	ICR2
PSG-16-03-15	05/16/2022	Trichloroethene	<4.0	µg/m^3	UJ	ICR2
PSG-16-03-15	05/16/2022	Vinyl chloride	<4.0	µg/m^3	UJ	ICR2
PSG-16-03-5	05/16/2022	Trichloroethene	<4.0	µg/m^3	UJ	ICR2
PSG-16-03-5	05/16/2022	Vinyl chloride	<4.0	µg/m^3	UJ	ICR2
PSG-16-04-5	05/26/2020	1,1-Dichloroethene	<8.0	µg/m^3	UJ	CCVL/LCSL/LCSDL
PSG-16-04-5 REP	05/26/2020	1,1-Dichloroethene	<8.0	µg/m^3	UJ	CCVL/LCSL/LCSDL
PSG-16-04-5	06/04/2021	Vinyl chloride	<8.0	µg/m^3	UJ	CCVL
PSG-16-04-5	09/07/2021	Tetrachloroethene	<8.0	µg/m^3	UJ	ICR2
PSG-16-04-5	02/07/2022	1,1-Dichloroethane	<4.0	µg/m^3	UJ	ICR2
PSG-16-04-5	02/07/2022	Trichloroethene	<4.0	µg/m^3	UJ	ICR2
PSG-16-04-5	05/16/2022	Trichloroethene	<4.0	µg/m^3	UJ	ICR2
PSG-16-04-5	05/16/2022	Vinyl chloride	<4.0	µg/m^3	UJ	ICR2
PSG-16-05-5	05/26/2020	1,1-Dichloroethene	<8.0	µg/m^3	UJ	CCVL/LCSL/LCSDL
PSG-16-05-5	09/07/2021	Tetrachloroethene	<8.0	µg/m^3	UJ	ICR2
PSG-16-05-5	02/07/2022	1,1-Dichloroethane	<4.0	µg/m^3	UJ	ICR2
PSG-16-05-5	02/07/2022	Trichloroethene	186	µg/m^3	J	ICR2
PSG-16-06-5.5	05/26/2020	1,1-Dichloroethene	<8.0	µg/m^3	UJ	CCVL/LCSL/LCSDL
PSG-16-06-5.5	06/04/2021	Vinyl chloride	<8.0	µg/m^3	UJ	CCVL
PSG-16-06-5.5	09/07/2021	Tetrachloroethene	<8.0	µg/m^3	UJ	ICR2
PSG-16-06-5.5	02/07/2022	1,1-Dichloroethane	<4.0	µg/m^3	UJ	ICR2
PSG-16-06-5.5	02/07/2022	Trichloroethene	337	µg/m^3	J	ICR2
PSG-16-06-5.5	05/16/2022	Trichloroethene	330	µg/m^3	J	ICR2
PSG-16-06-5.5	05/16/2022	Vinyl chloride	<4.0	µg/m^3	UJ	ICR2
PSG-16-06-5.5	10/06/2022	1,1-Dichloroethane	<100	µg/m^3	R	LEAK
PSG-16-06-5.5	10/06/2022	1,2-Dichloroethane	<20	µg/m^3	R	LEAK
PSG-16-06-5.5	10/06/2022	1,1-Dichloroethene	<100	µg/m^3	R	LEAK
PSG-16-06-5.5	10/06/2022	cis-1,2-Dichloroethene	<100	µg/m^3	R	LEAK
PSG-16-06-5.5	10/06/2022	trans-1,2-Dichloroethene	<100	µg/m^3	R	LEAK

TABLE A-12

HISTORICAL VALIDATION ACTION SUMMARY
Former Ford Aeronutronic Facility
Newport Beach, California

Sample ID	Sample Date	Compound	Lab Result	Units	Qualifier	Reason Codes
PSG-16-06-5.5	10/06/2022	Tetrachloroethene	<20	µg/m^3	R	LEAK
PSG-16-06-5.5	10/06/2022	1,1,1-Trichloroethane	<100	µg/m^3	R	LEAK
PSG-16-06-5.5	10/06/2022	Trichloroethene	270	µg/m^3	R	LEAK
PSG-16-06-5.5	10/06/2022	Vinyl chloride	<10	µg/m^3	R	LEAK
PSG-16-07-15	09/07/2021	Tetrachloroethene	<8.0	µg/m^3	UJ	ICR2
PSG-16-07-5	09/07/2021	Tetrachloroethene	<8.0	µg/m^3	UJ	ICR2
PSG-16-07-5 REP	09/07/2021	Tetrachloroethene	<8.0	µg/m^3	UJ	ICR2
PSG-16-07-15	02/07/2022	1,1-Dichloroethane	4.0	µg/m^3	J	ICR2
PSG-16-07-15	02/07/2022	Trichloroethene	<4.0	µg/m^3	UJ	ICR2
PSG-16-07-5	02/07/2022	1,1-Dichloroethane	<4.0	µg/m^3	UJ	ICR2
PSG-16-07-5	02/07/2022	Trichloroethene	<4.0	µg/m^3	UJ	ICR2
PSG-16-07-15	10/06/2022	1,1-Dichloroethene	350	µg/m^3	J+	ICVSH
PSG-16-08-15	02/07/2022	1,1-Dichloroethane	15	µg/m^3	J	ICR2
PSG-16-08-15	02/07/2022	Trichloroethene	<4.0	µg/m^3	UJ	ICR2
PSG-16-08-5	02/07/2022	1,1-Dichloroethane	<4.0	µg/m^3	UJ	ICR2
PSG-16-08-5	02/07/2022	Trichloroethene	<4.0	µg/m^3	UJ	ICR2
PSG-16-09-5	06/04/2021	Vinyl chloride	<8.0	µg/m^3	UJ	CCVL
PSG-16-09-15	09/07/2021	Tetrachloroethene	<8.0	µg/m^3	UJ	ICR2
PSG-16-09-5	09/07/2021	Tetrachloroethene	<8.0	µg/m^3	UJ	ICR2
PSG-16-09-15	02/07/2022	1,1-Dichloroethane	<4.0	µg/m^3	UJ	ICR2
PSG-16-09-15	02/07/2022	Trichloroethene	<4.0	µg/m^3	UJ	ICR2
PSG-16-09-5	02/07/2022	1,1-Dichloroethane	<4.0	µg/m^3	UJ	ICR2
PSG-16-09-5	02/07/2022	Trichloroethene	<4.0	µg/m^3	UJ	ICR2
PSG-16-10-15	06/04/2021	Vinyl chloride	125	µg/m^3	J-	CCVL
PSG-16-10-5	06/04/2021	Vinyl chloride	<8.0	µg/m^3	UJ	CCVL
PSG-16-10-15	09/07/2021	Tetrachloroethene	<8.0	µg/m^3	UJ	ICR2
PSG-16-10-5	09/07/2021	Tetrachloroethene	<8.0	µg/m^3	UJ	ICR2
PSG-16-10-15	02/07/2022	1,1-Dichloroethane	<4.0	µg/m^3	UJ	ICR2
PSG-16-10-15	02/07/2022	Trichloroethene	<4.0	µg/m^3	UJ	ICR2
PSG-16-10-5	02/07/2022	1,1-Dichloroethane	<4.0	µg/m^3	UJ	ICR2
PSG-16-10-5	02/07/2022	Trichloroethene	<4.0	µg/m^3	UJ	ICR2
PSG-16-10-15	10/06/2022	1,1-Dichloroethene	180	µg/m^3	J+	ICVSH
PSG-16-11-15	06/04/2021	Vinyl chloride	<8.0	µg/m^3	UJ	CCVL
PSG-16-11-5	06/04/2021	Vinyl chloride	<8.0	µg/m^3	UJ	CCVL
PSG-16-11-15	09/07/2021	Tetrachloroethene	<8.0	µg/m^3	UJ	ICR2
PSG-16-11-5	09/07/2021	Tetrachloroethene	<8.0	µg/m^3	UJ	ICR2
PSG-16-11-15	02/07/2022	cis-1,2-Dichloroethene	<4.0	µg/m^3	UJ	ICR2
PSG-16-11-15	02/07/2022	Tetrachloroethene	<4.0	µg/m^3	UJ	ICR2
PSG-16-11-5	02/07/2022	cis-1,2-Dichloroethene	<4.0	µg/m^3	UJ	ICR2
PSG-16-11-5	02/07/2022	Tetrachloroethene	<4.0	µg/m^3	UJ	ICR2
PSG-16-11-5	10/06/2022	1,1-Dichloroethane	<100	µg/m^3	UJ	SSL
PSG-16-11-5	10/06/2022	1,2-Dichloroethane	<20	µg/m^3	UJ	SSL
PSG-16-11-5	10/06/2022	1,1-Dichloroethene	<100	µg/m^3	UJ	SSL
PSG-16-11-5	10/06/2022	cis-1,2-Dichloroethene	<100	µg/m^3	UJ	SSL
PSG-16-11-5	10/06/2022	trans-1,2-Dichloroethene	<100	µg/m^3	UJ	SSL
PSG-16-11-5	10/06/2022	Tetrachloroethene	<20	µg/m^3	UJ	SSL
PSG-16-11-5	10/06/2022	1,1,1-Trichloroethane	<100	µg/m^3	UJ	SSL
PSG-16-11-5	10/06/2022	Trichloroethene	<20	µg/m^3	UJ	SSL

TABLE A-12

HISTORICAL VALIDATION ACTION SUMMARY

Former Ford Aeronutronic Facility

Newport Beach, California

Sample ID	Sample Date	Compound	Lab Result	Units	Qualifier	Reason Codes
PSG-16-11-5	10/06/2022	Vinyl chloride	<10	µg/m^3	UJ	SSL
PSG-16-12-15	01/05/2021	1,1-Dichloroethene	22	µg/m^3	J	FD
PSG-16-12-15	01/05/2021	Trichloroethene	37	µg/m^3	J	FD
PSG-16-12-15 REP	01/05/2021	1,1-Dichloroethene	36	µg/m^3	J	FD
PSG-16-12-15 REP	01/05/2021	Trichloroethene	60	µg/m^3	J	FD
PSG-16-12-15	09/07/2021	1,1-Dichloroethane	<8.0	µg/m^3	UJ	ISL
PSG-16-12-15	09/07/2021	1,2-Dichloroethane	30	µg/m^3	J+	ISL
PSG-16-12-15	09/07/2021	1,1-Dichloroethene	49	µg/m^3	J+	ISL
PSG-16-12-15	09/07/2021	cis-1,2-Dichloroethene	3.0	µg/m^3	J+	ISL
PSG-16-12-15	09/07/2021	trans-1,2-Dichloroethene	44	µg/m^3	J+	ISL
PSG-16-12-15	09/07/2021	Tetrachloroethene	7.0	µg/m^3	J	ICR2
PSG-16-12-15	09/07/2021	1,1,1-Trichloroethane	<8.0	µg/m^3	UJ	ISL
PSG-16-12-15	09/07/2021	Trichloroethene	111	µg/m^3	J+	ISL
PSG-16-12-15	09/07/2021	Vinyl chloride	<8.0	µg/m^3	UJ	ISL
PSG-16-12-5	09/07/2021	Tetrachloroethene	<8.0	µg/m^3	UJ	ICR2
PSG-16-12-15	02/07/2022	cis-1,2-Dichloroethene	<4.0	µg/m^3	UJ	ICR2
PSG-16-12-15	02/07/2022	Tetrachloroethene	<4.0	µg/m^3	UJ	ICR2
PSG-16-12-5	02/07/2022	cis-1,2-Dichloroethene	<4.0	µg/m^3	UJ	ICR2
PSG-16-12-5	02/07/2022	Tetrachloroethene	<4.0	µg/m^3	UJ	ICR2
PSG-16-12-5 REP	02/07/2022	cis-1,2-Dichloroethene	<4.0	µg/m^3	UJ	ICR2
PSG-16-12-5 REP	02/07/2022	Tetrachloroethene	<4.0	µg/m^3	UJ	ICR2
SG-10-01-15	09/13/2021	Trichloroethene	21,200	µg/m^3	J+	CCVH/ICR2
SG-10-01-35	09/13/2021	Trichloroethene	32,100	µg/m^3	J+	CCVH/ICR2
SG-10-01-15	01/12/2022	1,2-Dichloroethane	32	µg/m^3	J+	CCVH
SG-10-01-15	01/12/2022	Vinyl chloride	<4.0	µg/m^3	UJ	LCSL
SG-10-01-15 REP	01/12/2022	1,2-Dichloroethane	29	µg/m^3	J+	CCVH
SG-10-01-15 REP	01/12/2022	Vinyl chloride	<4.0	µg/m^3	UJ	LCSL
SG-10-01-35	01/12/2022	1,2-Dichloroethane	105	µg/m^3	J+	CCVH
SG-10-01-35	01/12/2022	Vinyl chloride	<4.0	µg/m^3	UJ	LCSL
SG-10-01-35	08/24/2022	1,1-Dichloroethene	120	µg/m^3	J+	LCSH
SG-10-02-25	09/13/2021	Trichloroethene	22,900	µg/m^3	J+	CCVH/ICR2
SG-10-02-35	09/13/2021	Trichloroethene	11,200	µg/m^3	J+	CCVH/ICR2
SG-10-02-45	09/13/2021	Trichloroethene	240	µg/m^3	J+	CCVH/ICR2
SG-10-02-25	01/12/2022	1,2-Dichloroethane	95	µg/m^3	J+	CCVH
SG-10-02-25	01/12/2022	Vinyl chloride	<4.0	µg/m^3	UJ	LCSL
SG-10-02-35	01/12/2022	1,2-Dichloroethane	39	µg/m^3	J+	CCVH
SG-10-02-35	01/12/2022	Vinyl chloride	<4.0	µg/m^3	UJ	LCSL
SG-10-02-45	01/12/2022	Vinyl chloride	<4.0	µg/m^3	UJ	LCSL
SG-10-03A-10	09/13/2021	Trichloroethene	9,620	µg/m^3	J+	CCVH/ICR2
SG-10-03A-10 REP	09/13/2021	Trichloroethene	9,550	µg/m^3	J+	CCVH/ICR2
SG-10-03A-20	09/13/2021	Trichloroethene	19,500	µg/m^3	J+	CCVH/ICR2
SG-10-03A-30	09/13/2021	Trichloroethene	21,900	µg/m^3	J+	CCVH/ICR2
SG-10-03A-10	01/12/2022	Vinyl chloride	<4.0	µg/m^3	UJ	LCSL
SG-10-03A-20	01/12/2022	1,2-Dichloroethane	6.0	µg/m^3	J+	CCVH
SG-10-03A-20	01/12/2022	Vinyl chloride	<4.0	µg/m^3	UJ	LCSL
SG-10-03A-30	01/12/2022	1,2-Dichloroethane	19	µg/m^3	J+	CCVH
SG-10-03A-30	01/12/2022	Vinyl chloride	<4.0	µg/m^3	UJ	LCSL
SG-10-03A-10	08/24/2022	Tetrachloroethene	73	µg/m^3	J	CCVL/SSH

TABLE A-12

HISTORICAL VALIDATION ACTION SUMMARY
Former Ford Aeronutronic Facility
Newport Beach, California

Sample ID	Sample Date	Compound	Lab Result	Units	Qualifier	Reason Codes
SG-10-03A-20	08/24/2022	Tetrachloroethene	180	µg/m^3	J	CCVL/SSH
SG-10-03A-30	08/24/2022	Tetrachloroethene	150	µg/m^3	J	CCVL/SSH
SG-10-03A-10	08/24/2022	Trichloroethene	6,800	µg/m^3	J+	SSH
SG-10-03A-20	08/24/2022	Trichloroethene	12,000	µg/m^3	J+	SSH
SG-10-03A-30	08/24/2022	Trichloroethene	12,000	µg/m^3	J+	SSH
SG-10-03B-25	09/13/2021	Trichloroethene	23,800	µg/m^3	J+	CCVH/ICR2
SG-10-03B-35	09/13/2021	Trichloroethene	24,400	µg/m^3	J+	CCVH/ICR2
SG-10-03B-45	09/13/2021	Trichloroethene	21,700	µg/m^3	J+	CCVH/ICR2
SG-10-03B-25	01/12/2022	1,2-Dichloroethane	9.0	µg/m^3	J+	CCVH
SG-10-03B-25	01/12/2022	Vinyl chloride	<4.0	µg/m^3	UJ	LCSL
SG-10-03B-35	01/12/2022	Vinyl chloride	<4.0	µg/m^3	UJ	LCSL
SG-10-03B-45	01/13/2022	Trichloroethene	1,590	µg/m^3	J	ICR2
SG-10-03B-25	08/24/2022	Tetrachloroethene	170	µg/m^3	J	CCVL/SSH
SG-10-03B-35	08/24/2022	Tetrachloroethene	170	µg/m^3	J	CCVL/SSH
SG-10-03B-45	08/24/2022	Tetrachloroethene	150	µg/m^3	J	CCVL/SSH
SG-10-03B-25	08/24/2022	Trichloroethene	14,000	µg/m^3	J+	SSH
SG-10-03B-35	08/24/2022	Trichloroethene	15,000	µg/m^3	J+	SSH
SG-10-03B-45	08/24/2022	Trichloroethene	14,000	µg/m^3	J+	SSH
SG-10-04-10	09/13/2021	Trichloroethene	14,000	µg/m^3	J+	CCVH/ICR2
SG-10-04-10 REP	09/13/2021	Trichloroethene	13,200	µg/m^3	J+	CCVH/ICR2
SG-10-04-20	09/13/2021	Trichloroethene	27,800	µg/m^3	J+	CCVH/ICR2
SG-10-04-40	09/13/2021	Trichloroethene	30,500	µg/m^3	J+	CCVH/ICR2
SG-10-04-10	01/13/2022	Trichloroethene	8,020	µg/m^3	J	ICR2
SG-10-04-10 REP	01/13/2022	Trichloroethene	8,810	µg/m^3	J	ICR2
SG-10-04-20	01/13/2022	1,2-Dichloroethane	36	µg/m^3	J+	CCVH/LCSH
SG-10-04-20	01/13/2022	Trichloroethene	24,500	µg/m^3	J	ICR2
SG-10-04-40	01/13/2022	1,2-Dichloroethane	109	µg/m^3	J+	CCVH/LCSH
SG-10-04-40	01/13/2022	Trichloroethene	29,800	µg/m^3	J	ICR2
SG-10-04-20	08/24/2022	1,1-Dichloroethene	110	µg/m^3	J+	LCSH
SG-10-05-25	09/13/2021	Trichloroethene	22,500	µg/m^3	J+	CCVH/ICR2
SG-10-05-45	09/13/2021	Trichloroethene	24,800	µg/m^3	J+	CCVH/ICR2
SG-10-05-5	09/13/2021	Trichloroethene	7,640	µg/m^3	J+	CCVH/ICR2
SG-10-05-5	01/13/2022	Trichloroethene	5,860	µg/m^3	J	ICR2
SG-10-05-5 REP	01/13/2022	Trichloroethene	5,780	µg/m^3	J	ICR2
SG-10-05-25	01/13/2022	1,2-Dichloroethane	26	µg/m^3	J+	CCVH/LCSH
SG-10-05-25	01/13/2022	Trichloroethene	18,700	µg/m^3	J	ICR2
SG-10-05-45	01/13/2022	Trichloroethene	17,900	µg/m^3	J	ICR2
SG-10A-15	01/06/2022	Trichloroethene	6,120	µg/m^3	J	ICR2
SG-10A-5	01/06/2022	Trichloroethene	2,300	µg/m^3	J	ICR2
SG-11-01A-10	09/09/2021	1,2-Dichloroethane	43	µg/m^3	J+	CCVH
SG-11-01A-20	09/09/2021	1,2-Dichloroethane	72	µg/m^3	J+	CCVH
SG-11-01B-30 REP	11/03/2020	1,1-Dichloroethane	10	µg/m^3	J+	SSH
SG-11-01B-30 REP	11/03/2020	1,2-Dichloroethane	97	µg/m^3	J+	SSH
SG-11-01B-30 REP	11/03/2020	1,1-Dichloroethene	759	µg/m^3	J+	SSH
SG-11-01B-30 REP	11/03/2020	cis-1,2-Dichloroethene	33	µg/m^3	J+	SSH
SG-11-01B-30 REP	11/03/2020	trans-1,2-Dichloroethene	6.0	µg/m^3	J+	SSH
SG-11-01B-30 REP	11/03/2020	Tetrachloroethene	564	µg/m^3	J+	SSH
SG-11-01B-30 REP	11/03/2020	Trichloroethene	36,900	µg/m^3	J+	SSH

TABLE A-12

HISTORICAL VALIDATION ACTION SUMMARY

Former Ford Aeronutronic Facility

Newport Beach, California

Sample ID	Sample Date	Compound	Lab Result	Units	Qualifier	Reason Codes
SG-11-01B-30	09/10/2021	Trichloroethene	45,000	µg/m^3	J+	CCVH
SG-11-01B-30	09/10/2021	Trichloroethene	45,000	µg/m^3	J+	CCVH/ICR2
SG-13-01A-20	09/16/2021	Tetrachloroethene	188	µg/m^3	J	ICR2
SG-13-01B-30	09/16/2021	Tetrachloroethene	249	µg/m^3	J	ICR2
SG-13-01B-30 REP	09/16/2021	Tetrachloroethene	249	µg/m^3	J	ICR2
SG-13-01B-40	09/16/2021	Tetrachloroethene	295	µg/m^3	J	ICR2
SG-13-01B-30	01/06/2022	Trichloroethene	17,300	µg/m^3	J	ICR2
SG-13-01B-40	01/06/2022	Trichloroethene	19,500	µg/m^3	J	ICR2
SG-16-01-5	02/08/2022	1,1-Dichloroethane	<4.0	µg/m^3	UJ	ICR2
SG-16-01-5	02/08/2022	Trichloroethene	152	µg/m^3	J	ICR2
SG-16-01-5 REP	02/08/2022	1,1-Dichloroethane	<4.0	µg/m^3	UJ	ICR2
SG-16-01-5 REP	02/08/2022	Trichloroethene	148	µg/m^3	J	ICR2
SG-16-02-5	02/08/2022	1,1-Dichloroethane	4.0	µg/m^3	J	ICR2
SG-16-02-5	02/08/2022	Trichloroethene	795	µg/m^3	J	ICR2
SG-16-03-5	02/08/2022	1,1-Dichloroethane	<4.0	µg/m^3	UJ	ICR2
SG-16-03-5	02/08/2022	Trichloroethene	74	µg/m^3	J	ICR2
SG-22-01A-14	09/07/2021	Tetrachloroethene	10	µg/m^3	J	ICR2
SG-22-01A-14 REP	09/07/2021	Tetrachloroethene	8.0	µg/m^3	J	ICR2
SG-22-01A-24	09/07/2021	Tetrachloroethene	45	µg/m^3	J	ICR2
SG-22-01A-5	09/07/2021	Tetrachloroethene	11	µg/m^3	J	ICR2
SG-22-01A-14	02/02/2022	Tetrachloroethene	12	µg/m^3	J+	BL1/ICRSD
SG-22-01A-14	02/02/2022	Trichloroethene	1,980	µg/m^3	J	ICRSD
SG-22-01A-24	02/02/2022	Tetrachloroethene	32	µg/m^3	J	ICRSD
SG-22-01A-24	02/02/2022	Trichloroethene	12,500	µg/m^3	J	ICRSD
SG-22-01A-5	02/02/2022	Tetrachloroethene	7.0	µg/m^3	J+	BL1/ICRSD
SG-22-01A-5	02/02/2022	Trichloroethene	711	µg/m^3	J	ICRSD
SG-8-5	07/24/2019	Vinyl chloride	<8.0	µg/m^3	UJ	CCVL
SG-8-5	09/16/2021	Tetrachloroethene	110	µg/m^3	J	ICR2
SG-9-5	07/24/2019	Vinyl chloride	<8.0	µg/m^3	UJ	CCVL
SG-9-15	07/24/2019	Vinyl chloride	<8.0	µg/m^3	UJ	CCVL
SG-9-15 REP	02/06/2020	Tetrachloroethene	27	µg/m^3	J+	SSH
SG-9-15 REP	02/06/2020	Trichloroethene	83	µg/m^3	J+	SSH
SG-9-5	08/12/2020	1,1-Dichloroethene	<8.0	µg/m^3	UJ	CCVL
SG-9-15	08/12/2020	1,1-Dichloroethene	<8.0	µg/m^3	UJ	CCVL
SG-9-15 REP	08/12/2020	1,1-Dichloroethene	<8.0	µg/m^3	UJ	CCVL
SG-9A-15	01/06/2022	Trichloroethene	130	µg/m^3	J+	CCVH
SG-11-15	07/24/2019	Vinyl chloride	<8.0	µg/m^3	UJ	CCVL
SG-11-5	07/24/2019	Vinyl chloride	<8.0	µg/m^3	UJ	CCVL
SG-11-5	08/19/2020	1,1-Dichloroethane	<8.0	µg/m^3	R	LEAK
SG-11-5	08/19/2020	1,2-Dichloroethane	<8.0	µg/m^3	R	LEAK
SG-11-5	08/19/2020	1,1-Dichloroethene	<8.0	µg/m^3	R	LEAK
SG-11-5	08/19/2020	cis-1,2-Dichloroethene	<8.0	µg/m^3	R	LEAK
SG-11-5	08/19/2020	trans-1,2-Dichloroethene	<8.0	µg/m^3	R	LEAK
SG-11-5	08/19/2020	Tetrachloroethene	147	µg/m^3	R	LEAK
SG-11-5	08/19/2020	1,1,1-Trichloroethane	<8.0	µg/m^3	R	LEAK
SG-11-5	08/19/2020	Trichloroethene	5.0	µg/m^3	R	LEAK
SG-11-5	08/19/2020	Vinyl chloride	<8.0	µg/m^3	R	LEAK
SG-11-5	01/15/2021	1,1-Dichloroethane	<8.0	µg/m^3	R	LEAK

TABLE A-12

HISTORICAL VALIDATION ACTION SUMMARY
Former Ford Aeronutronic Facility
Newport Beach, California

Sample ID	Sample Date	Compound	Lab Result	Units	Qualifier	Reason Codes
SG-11-5	01/15/2021	1,2-Dichloroethane	<8.0	µg/m^3	R	LEAK
SG-11-5	01/15/2021	1,1-Dichloroethene	<8.0	µg/m^3	R	LEAK
SG-11-5	01/15/2021	cis-1,2-Dichloroethene	<8.0	µg/m^3	R	LEAK
SG-11-5	01/15/2021	trans-1,2-Dichloroethene	<8.0	µg/m^3	R	LEAK
SG-11-5	01/15/2021	Tetrachloroethene	90	µg/m^3	R	LEAK
SG-11-5	01/15/2021	1,1,1-Trichloroethane	<8.0	µg/m^3	R	LEAK
SG-11-5	01/15/2021	Trichloroethene	<8.0	µg/m^3	R	LEAK
SG-11-5	01/15/2021	Vinyl chloride	<8.0	µg/m^3	R	LEAK
SG-11-5	09/17/2021	1,1-Dichloroethane	<8.0	µg/m^3	R	LEAK
SG-11-5	09/17/2021	1,2-Dichloroethane	<8.0	µg/m^3	R	LEAK
SG-11-5	09/17/2021	1,1-Dichloroethene	<8.0	µg/m^3	R	LEAK
SG-11-5	09/17/2021	cis-1,2-Dichloroethene	<8.0	µg/m^3	R	LEAK
SG-11-5	09/17/2021	trans-1,2-Dichloroethene	<8.0	µg/m^3	R	LEAK
SG-11-5	09/17/2021	Tetrachloroethene	129	µg/m^3	R	LEAK
SG-11-5	09/17/2021	1,1,1-Trichloroethane	<8.0	µg/m^3	R	LEAK
SG-11-5	09/17/2021	Trichloroethene	<8.0	µg/m^3	R	LEAK
SG-11-5	09/17/2021	Vinyl chloride	<8.0	µg/m^3	R	LEAK
SG-11-5	01/21/2022	Trichloroethene	18	µg/m^3	J	FD
SG-11-5 REP	01/21/2022	Trichloroethene	25	µg/m^3	J	FD
SG-11A-15	08/22/2022	1,1-Dichloroethene	<100	µg/m^3	UJ	LCSL
SG-11A-5	08/22/2022	1,1-Dichloroethene	<100	µg/m^3	UJ	LCSL
SG-11A-15	08/22/2022	Tetrachloroethene	71	µg/m^3	J+	SSH
SG-11A-5	08/22/2022	Tetrachloroethene	58	µg/m^3	J+	SSH
SG-11A-15	08/22/2022	trans-1,2-Dichloroethene	<100	µg/m^3	UJ	LCSL
SG-11A-5	08/22/2022	trans-1,2-Dichloroethene	<100	µg/m^3	UJ	LCSL
SG-12-5	01/20/2022	Trichloroethene	9.0	µg/m^3	J+	CCVH
SG-12-15	08/22/2022	1,1-Dichloroethene	<100	µg/m^3	UJ	LCSL
SG-12-5	08/22/2022	1,1-Dichloroethene	<100	µg/m^3	UJ	LCSL
SG-12-15	08/22/2022	Tetrachloroethene	150	µg/m^3	J+	SSH
SG-12-5	08/22/2022	Tetrachloroethene	27	µg/m^3	J+	SSH
SG-12-15	08/22/2022	trans-1,2-Dichloroethene	<100	µg/m^3	UJ	LCSL
SG-12-5	08/22/2022	trans-1,2-Dichloroethene	<100	µg/m^3	UJ	LCSL
SG-12-15	08/22/2022	Trichloroethene	570	µg/m^3	J+	SSH
SG-13-15	01/24/2019	Tetrachloroethene	860	µg/m^3	J-	SSL
SG-13-15 REP	01/24/2019	Tetrachloroethene	851	µg/m^3	J-	SSL
SG-13-15	01/20/2022	Trichloroethene	1,690	µg/m^3	J+	CCVH
SG-13-5	01/20/2022	Trichloroethene	7.0	µg/m^3	J+	CCVH
SG-13-15	08/22/2022	1,1-Dichloroethene	<100	µg/m^3	UJ	LCSL
SG-13-5	08/22/2022	1,1-Dichloroethene	<100	µg/m^3	UJ	LCSL
SG-13-15	08/22/2022	Tetrachloroethene	440	µg/m^3	J+	SSH
SG-13-5	08/22/2022	Tetrachloroethene	100	µg/m^3	J+	SSH
SG-13-15	08/22/2022	trans-1,2-Dichloroethene	<100	µg/m^3	UJ	LCSL
SG-13-5	08/22/2022	trans-1,2-Dichloroethene	<100	µg/m^3	UJ	LCSL
SG-13-15	08/22/2022	Trichloroethene	1,100	µg/m^3	J+	SSH
SG-14-15	07/02/2018	Tetrachloroethene	469	µg/m^3	J	FD
SG-14-15	07/02/2018	Trichloroethene	279	µg/m^3	J	FD
SG-14-15 REP	07/02/2018	Tetrachloroethene	317	µg/m^3	J	FD
SG-14-15 REP	07/02/2018	Trichloroethene	190	µg/m^3	J	FD

TABLE A-12

HISTORICAL VALIDATION ACTION SUMMARY

Former Ford Aeronutronic Facility

Newport Beach, California

Sample ID	Sample Date	Compound	Lab Result	Units	Qualifier	Reason Codes
SG-14-5	07/11/2019	1,1,1-Trichloroethane	<8.0	µg/m^3	R	LEAK
SG-14-5	07/11/2019	1,1-Dichloroethane	<8.0	µg/m^3	R	LEAK
SG-14-5	07/11/2019	1,1-Dichloroethene	<8.0	µg/m^3	R	LEAK
SG-14-5	07/11/2019	1,2-Dichloroethane	<8.0	µg/m^3	R	LEAK
SG-14-5	07/11/2019	cis-1,2-Dichloroethene	<8.0	µg/m^3	R	LEAK
SG-14-5	07/11/2019	Tetrachloroethene	90	µg/m^3	R	LEAK
SG-14-5	07/11/2019	trans-1,2-Dichloroethene	<8.0	µg/m^3	R	LEAK
SG-14-5	07/11/2019	Trichloroethene	17	µg/m^3	R	LEAK
SG-14-5	07/11/2019	Vinyl chloride	<8.0	µg/m^3	R	LEAK
SG-14-15	09/27/2021	Tetrachloroethene	480	µg/m^3	J	ICR2
SG-14-5	09/27/2021	Tetrachloroethene	58	µg/m^3	J	ICR2
SG-14-15	01/25/2022	Tetrachloroethene	440	µg/m^3	J	ICRSD
SG-14-15	01/25/2022	Trichloroethene	73	µg/m^3	J	ICRSD
SG-14-15	01/25/2022	Vinyl chloride	<4.0	µg/m^3	UJ	LCSL/LCSDL
SG-14-5	01/25/2022	Tetrachloroethene	100	µg/m^3	J	ICRSD
SG-14-5	01/25/2022	Trichloroethene	17	µg/m^3	J	ICRSD
SG-14-5	01/25/2022	Vinyl chloride	<4.0	µg/m^3	UJ	LCSL/LCSDL
SG-14-5 REP	01/25/2022	Tetrachloroethene	101	µg/m^3	J	ICRSD
SG-14-5 REP	01/25/2022	Trichloroethene	16	µg/m^3	J	ICRSD
SG-14-5 REP	01/25/2022	Vinyl chloride	<4.0	µg/m^3	UJ	LCSL/LCSDL
SG-15-15	07/24/2019	Vinyl chloride	<8.0	µg/m^3	UJ	CCVL
SG-15-15 REP	07/24/2019	Vinyl chloride	<8.0	µg/m^3	UJ	CCVL
SG-15-5	07/24/2019	Vinyl chloride	<8.0	µg/m^3	UJ	CCVL
SG-15-15	01/20/2022	Trichloroethene	105	µg/m^3	J+	CCVH
SG-15-5	01/20/2022	Trichloroethene	76	µg/m^3	J+	CCVH
SG-16-5	01/24/2022	Vinyl chloride	<4.0	µg/m^3	UJ	LCSL/LCSDL
SG-16-15	01/24/2022	Vinyl chloride	<4.0	µg/m^3	UJ	LCSL/LCSDL
SG-18-5	01/24/2022	Vinyl chloride	<4.0	µg/m^3	UJ	LCSL/LCSDL
SG-19-15	07/22/2019	Vinyl chloride	<8.0	µg/m^3	UJ	CCVL
SG-19-5	07/22/2019	Vinyl chloride	<8.0	µg/m^3	UJ	CCVL
SG-19-15	01/24/2022	Vinyl chloride	<4.0	µg/m^3	UJ	LCSL/LCSDL
SG-19-5	01/24/2022	Vinyl chloride	<4.0	µg/m^3	UJ	LCSL/LCSDL
SG-20-15	07/22/2019	Tetrachloroethene	46	µg/m^3	J	FD
SG-20-15	07/22/2019	Vinyl chloride	<8.0	µg/m^3	UJ	CCVL
SG-20-15 REP	07/22/2019	Tetrachloroethene	81	µg/m^3	J	FD
SG-20-15 REP	07/22/2019	Vinyl chloride	<8.0	µg/m^3	UJ	CCVL
SG-20-5	07/22/2019	Vinyl chloride	<8.0	µg/m^3	UJ	CCVL
SG-20-15	01/24/2022	Vinyl chloride	<4.0	µg/m^3	UJ	LCSL/LCSDL
SG-20-5	01/24/2022	Vinyl chloride	<4.0	µg/m^3	UJ	LCSL/LCSDL
SG-21-15	01/24/2022	Vinyl chloride	<4.0	µg/m^3	UJ	LCSL/LCSDL
SG-21-15 REP	01/24/2022	Vinyl chloride	<4.0	µg/m^3	UJ	LCSL/LCSDL
SG-21-5	01/24/2022	Vinyl chloride	<4.0	µg/m^3	UJ	LCSL/LCSDL
SG-22-5	01/24/2022	Vinyl chloride	<4.0	µg/m^3	UJ	LCSL/LCSDL
SG-23-5	09/08/2021	Tetrachloroethene	7.0	µg/m^3	J	ICR2
SG-23-5	02/08/2022	1,1-Dichloroethane	<4.0	µg/m^3	UJ	ICR2
SG-23-5	02/08/2022	Trichloroethene	11	µg/m^3	J	ICR2
SG-23-15	10/06/2022	1,1-Dichloroethane	<100	µg/m^3	UJ	SSL
SG-23-15	10/06/2022	1,2-Dichloroethane	<20	µg/m^3	UJ	SSL

TABLE A-12

HISTORICAL VALIDATION ACTION SUMMARY
Former Ford Aeronutronic Facility
Newport Beach, California

Sample ID	Sample Date	Compound	Lab Result	Units	Qualifier	Reason Codes
SG-23-15	10/06/2022	1,1-Dichloroethene	<100	µg/m^3	UJ	SSL
SG-23-15	10/06/2022	cis-1,2-Dichloroethene	<100	µg/m^3	UJ	SSL
SG-23-15	10/06/2022	trans-1,2-Dichloroethene	<100	µg/m^3	UJ	SSL
SG-23-15	10/06/2022	Tetrachloroethene	<20	µg/m^3	UJ	SSL
SG-23-15	10/06/2022	1,1,1-Trichloroethane	<100	µg/m^3	UJ	SSL
SG-23-15	10/06/2022	Trichloroethene	470	µg/m^3	J-	SSL
SG-23-15	10/06/2022	Vinyl chloride	<10	µg/m^3	UJ	SSL
SG-24-15	01/24/2022	Vinyl chloride	<4.0	µg/m^3	UJ	LCSL/LCSDL
SG-24-15 REP	01/24/2022	Vinyl chloride	<4.0	µg/m^3	UJ	LCSL/LCSDL
SG-24-5	01/24/2022	Vinyl chloride	<4.0	µg/m^3	UJ	LCSL/LCSDL
SG-25-5	09/08/2021	Tetrachloroethene	<8.0	µg/m^3	UJ	ICR2
SG-27-15	09/08/2021	Tetrachloroethene	10	µg/m^3	J	ICR2
SG-27-5	09/08/2021	Tetrachloroethene	8.0	µg/m^3	J	ICR2
SG-27-15	02/08/2022	1,1-Dichloroethane	<4.0	µg/m^3	UJ	ICR2
SG-27-15	02/08/2022	Trichloroethene	<4.0	µg/m^3	UJ	ICR2
SG-27-5	02/08/2022	1,1-Dichloroethane	<4.0	µg/m^3	UJ	ICR2
SG-27-5	02/08/2022	Trichloroethene	<4.0	µg/m^3	UJ	ICR2
SG-28-15	07/22/2019	Vinyl chloride	<8.0	µg/m^3	UJ	CCVL
SG-28-5	07/22/2019	Vinyl chloride	<8.0	µg/m^3	UJ	CCVL
SG-28-15	09/08/2021	Tetrachloroethene	65	µg/m^3	J	ICR2
SG-28-5	09/08/2021	Tetrachloroethene	36	µg/m^3	J	ICR2
SG-29-15	07/22/2019	Vinyl chloride	<8.0	µg/m^3	UJ	CCVL
SG-29-5	07/22/2019	Vinyl chloride	<8.0	µg/m^3	UJ	CCVL
SG-29-15	01/24/2022	Vinyl chloride	<4.0	µg/m^3	UJ	LCSL/LCSDL
SG-29-5	01/24/2022	Vinyl chloride	<4.0	µg/m^3	UJ	LCSL/LCSDL
SG-30-15	09/17/2021	Tetrachloroethene	<8.0	µg/m^3	UJ	ICR2
SG-30-15 REP	09/17/2021	Tetrachloroethene	<8.0	µg/m^3	UJ	ICR2
SG-30-15	02/03/2022	1,1-Dichloroethane	<4.0	µg/m^3	UJ	ICR2
SG-30-15	02/03/2022	Trichloroethene	<4.0	µg/m^3	UJ	ICR2
SG-30-15 REP	02/03/2022	1,1-Dichloroethane	<4.0	µg/m^3	UJ	ICR2
SG-30-15 REP	02/03/2022	Trichloroethene	<4.0	µg/m^3	UJ	ICR2
SG-30-5	02/03/2022	1,1-Dichloroethane	<4.0	µg/m^3	UJ	ICR2
SG-30-5	02/03/2022	Trichloroethene	<4.0	µg/m^3	UJ	ICR2
SG-31-5	01/15/2021	1,1-Dichloroethene	198	µg/m^3	J-	LCSL
SG-31-5	09/17/2021	Tetrachloroethene	22	µg/m^3	J+	CCVH/ICR2
SG-31-5	09/17/2021	Trichloroethene	23	µg/m^3	J+	CCVH
SG-32-5	09/21/2021	Tetrachloroethene	231	µg/m^3	J	ICR2
SG-34-15	09/24/2021	Tetrachloroethene	61	µg/m^3	J	ICR2
SG-34-5	09/24/2021	Tetrachloroethene	23	µg/m^3	J	ICR2
SG-34-15	01/28/2022	Vinyl chloride	<4.0	µg/m^3	UJ	ICR2
SG-34-5	01/28/2022	1,1-Dichloroethene	15	µg/m^3	J	FD
SG-34-5	01/28/2022	Trichloroethene	103	µg/m^3	J	FD
SG-34-5	01/28/2022	Vinyl chloride	<4.0	µg/m^3	UJ	ICR2
SG-34-5 REP	01/28/2022	1,1-Dichloroethene	21	µg/m^3	J	FD
SG-34-5 REP	01/28/2022	Trichloroethene	140	µg/m^3	J	FD
SG-34-5 REP	01/28/2022	Vinyl chloride	<4.0	µg/m^3	UJ	ICR2
SG-35-15	09/24/2021	trans-1,2-Dichloroethene	<8.0	µg/m^3	UJ	CCVL
SG-35-15	09/24/2021	Tetrachloroethene	678	µg/m^3	J	ICR2

TABLE A-12

HISTORICAL VALIDATION ACTION SUMMARY

Former Ford Aeronutronic Facility

Newport Beach, California

Sample ID	Sample Date	Compound	Lab Result	Units	Qualifier	Reason Codes
SG-35-15 REP	09/24/2021	trans-1,2-Dichloroethene	<8.0	µg/m^3	UJ	CCVL
SG-35-15 REP	09/24/2021	Tetrachloroethene	619	µg/m^3	J	ICR2
SG-35-5	01/28/2022	Vinyl chloride	<4.0	µg/m^3	UJ	ICR2
SG-36-15	01/27/2021	Vinyl chloride	<8.0	µg/m^3	UJ	CCVL
SG-36-5	01/27/2021	Vinyl chloride	<8.0	µg/m^3	UJ	CCVL
SG-36-5	09/21/2021	Tetrachloroethene	39	µg/m^3	J	ICR2
SG-36-5 REP	09/21/2021	Tetrachloroethene	45	µg/m^3	J	ICR2
SG-36-15	01/06/2022	Trichloroethene	321	µg/m^3	J	ICR2
SG-36-5	01/06/2022	Trichloroethene	<4.0	µg/m^3	UJ	ICR2
SG-36-5 REP	01/06/2022	Trichloroethene	<4.0	µg/m^3	UJ	ICR2
SG-36-15 REP	08/08/2022	1,1-Dichloroethane	<100	µg/m^3	R	LEAK
SG-36-15 REP	08/08/2022	1,2-Dichloroethane	<20	µg/m^3	R	LEAK
SG-36-15 REP	08/08/2022	1,1-Dichloroethene	<100	µg/m^3	R	LEAK
SG-36-15 REP	08/08/2022	cis-1,2-Dichloroethene	<100	µg/m^3	R	LEAK
SG-36-15 REP	08/08/2022	trans-1,2-Dichloroethene	<100	µg/m^3	R	LEAK
SG-36-15 REP	08/08/2022	Tetrachloroethene	240	µg/m^3	R	LEAK
SG-36-15 REP	08/08/2022	1,1,1-Trichloroethane	<100	µg/m^3	R	LEAK
SG-36-15 REP	08/08/2022	Trichloroethene	240	µg/m^3	R	LEAK
SG-36-15 REP	08/08/2022	Vinyl chloride	<10	µg/m^3	R	LEAK
SG-37-15	01/27/2021	Vinyl chloride	<8.0	µg/m^3	UJ	CCVL
SG-37-15 REP	01/27/2021	Vinyl chloride	<8.0	µg/m^3	UJ	CCVL
SG-37-5	01/27/2021	Vinyl chloride	<8.0	µg/m^3	UJ	CCVL
SG-37-15	02/03/2022	Tetrachloroethene	<4.0	µg/m^3	UJ	ICRSD
SG-37-15	02/03/2022	Trichloroethene	<4.0	µg/m^3	UJ	ICRSD
SG-37-5	02/03/2022	Tetrachloroethene	<4.0	µg/m^3	UJ	ICRSD
SG-37-5	02/03/2022	Trichloroethene	<4.0	µg/m^3	UJ	ICRSD
SG-38-5	09/27/2021	Tetrachloroethene	7.0	µg/m^3	J	ICR2
SG-38-5 REP	09/27/2021	Tetrachloroethene	7.0	µg/m^3	J	ICR2
SG-39-15	01/21/2019	Vinyl chloride	<8.0	µg/m^3	UJ	CCVL
SG-39-5	01/21/2019	Vinyl chloride	<8.0	µg/m^3	UJ	CCVL
SG-39-15	09/09/2021	1,2-Dichloroethane	10	µg/m^3	J+	LCSH/LCSDH
SG-39-15	09/09/2021	Tetrachloroethene	480	µg/m^3	J	ICR2
SG-39-5	09/09/2021	Tetrachloroethene	478	µg/m^3	J	ICR2
SG-39-15	01/20/2022	Trichloroethene	8,160	µg/m^3	J+	CCVH
SG-39-15	01/20/2022	1,2-Dichloroethane	7.0	µg/m^3	J+	CCVH/LCSH
SG-39-15 REP	01/20/2022	Trichloroethene	8,050	µg/m^3	J+	CCVH
SG-39-15 REP	01/20/2022	1,2-Dichloroethane	7.0	µg/m^3	J+	CCVH/LCSH
SG-39-5	01/20/2022	Trichloroethene	2,150	µg/m^3	J+	CCVH
SG-40-15	01/21/2019	Vinyl chloride	<8.0	µg/m^3	UJ	CCVL
SG-40-15 REP	01/21/2019	Vinyl chloride	<8.0	µg/m^3	UJ	CCVL
SG-40-5	01/21/2019	Vinyl chloride	<8.0	µg/m^3	UJ	CCVL
SG-40-15	09/09/2021	Tetrachloroethene	1,250	µg/m^3	J	ICR2
SG-40-15 REP	09/09/2021	Tetrachloroethene	1,170	µg/m^3	J	ICR2
SG-40-5	09/09/2021	Tetrachloroethene	3,540	µg/m^3	J	ICR2
SG-40-15	01/19/2022	Tetrachloroethene	960	µg/m^3	J	ICR2
SG-40-15	01/19/2022	Trichloroethene	234	µg/m^3	J	ICR2
SG-40-15 REP	01/19/2022	Tetrachloroethene	944	µg/m^3	J	ICR2
SG-40-15 REP	01/19/2022	Trichloroethene	227	µg/m^3	J	ICR2

TABLE A-12

HISTORICAL VALIDATION ACTION SUMMARY
Former Ford Aeronutronic Facility
Newport Beach, California

Sample ID	Sample Date	Compound	Lab Result	Units	Qualifier	Reason Codes
SG-40-5	01/19/2022	Tetrachloroethene	1,550	µg/m^3	J	ICR2
SG-40-5	01/19/2022	Trichloroethene	76	µg/m^3	J	ICR2
SG-41-5	09/27/2021	Tetrachloroethene	<8.0	µg/m^3	UJ	ICR2
SG-41-5 REP	09/27/2021	Tetrachloroethene	<8.0	µg/m^3	UJ	ICR2
SG-42-15	01/21/2019	Vinyl chloride	<8.0	µg/m^3	UJ	CCVL
SG-42-5	01/21/2019	Vinyl chloride	<8.0	µg/m^3	UJ	CCVL
SG-42-15	09/16/2021	Tetrachloroethene	34	µg/m^3	J	ICR2
SG-42-5	09/16/2021	Tetrachloroethene	12	µg/m^3	J	ICR2
SG-42-15	01/13/2022	Trichloroethene	632	µg/m^3	J	ICR2
SG-42-5	01/13/2022	Trichloroethene	183	µg/m^3	J	ICR2
SG-43-15	09/16/2021	Tetrachloroethene	320	µg/m^3	J	ICR2
SG-43-5	09/16/2021	Tetrachloroethene	137	µg/m^3	J	ICR2
SG-43-5 REP	09/16/2021	Tetrachloroethene	142	µg/m^3	J	ICR2
SG-43-15	01/28/2022	Vinyl chloride	<4.0	µg/m^3	UJ	ICR2
SG-43-5	01/28/2022	Vinyl chloride	<4.0	µg/m^3	UJ	ICR2
SG-44-15	01/27/2021	Vinyl chloride	<8.0	µg/m^3	UJ	CCVL
SG-44-5	01/27/2021	Vinyl chloride	<8.0	µg/m^3	UJ	CCVL
SG-44-15	02/03/2022	Tetrachloroethene	17	µg/m^3	J	ICRSD
SG-44-15	02/03/2022	Trichloroethene	<4.0	µg/m^3	UJ	ICRSD
SG-44-5	02/03/2022	Tetrachloroethene	4.0	µg/m^3	J	ICRSD
SG-44-5	02/03/2022	Trichloroethene	<4.0	µg/m^3	UJ	ICRSD
SG-44-5 REP	02/03/2022	Tetrachloroethene	5.0	µg/m^3	J	ICRSD
SG-44-5 REP	02/03/2022	Trichloroethene	<4.0	µg/m^3	UJ	ICRSD
SG-45-15	01/21/2019	Vinyl chloride	<8.0	µg/m^3	UJ	CCVL
SG-45-5	01/21/2019	Vinyl chloride	<8.0	µg/m^3	UJ	CCVL
SG-45-15	09/09/2021	Tetrachloroethene	14	µg/m^3	J	ICR2
SG-45-5	09/09/2021	Tetrachloroethene	12	µg/m^3	J	ICR2
SG-45-15	01/20/2022	Tetrachloroethene	11	µg/m^3	J	ICR2
SG-45-15	01/20/2022	Trichloroethene	5.0	µg/m^3	J	ICR2
SG-45-15 REP	01/20/2022	Tetrachloroethene	11	µg/m^3	J	ICR2
SG-45-15 REP	01/20/2022	Trichloroethene	5.0	µg/m^3	J	ICR2
SG-45-5	01/20/2022	Tetrachloroethene	6.0	µg/m^3	J	ICR2
SG-45-5	01/20/2022	Trichloroethene	<4.0	µg/m^3	UJ	ICR2
SG-45-5	08/31/2022	1,1-Dichloroethane	<100	µg/m^3	UJ	SSL
SG-45-5	08/31/2022	1,2-Dichloroethane	<20	µg/m^3	UJ	SSL
SG-45-5	08/31/2022	1,1-Dichloroethene	<100	µg/m^3	UJ	SSL
SG-45-5	08/31/2022	cis-1,2-Dichloroethene	<100	µg/m^3	UJ	SSL
SG-45-5	08/31/2022	trans-1,2-Dichloroethene	<100	µg/m^3	UJ	SSL
SG-45-5	08/31/2022	Tetrachloroethene	<20	µg/m^3	UJ	SSL
SG-45-5	08/31/2022	1,1,1-Trichloroethane	<100	µg/m^3	UJ	SSL
SG-45-5	08/31/2022	Trichloroethene	22	µg/m^3	J-	SSL
SG-45-5	08/31/2022	Vinyl chloride	<10	µg/m^3	UJ	SSL
SG-46-15	01/21/2019	Vinyl chloride	<8.0	µg/m^3	UJ	CCVL
SG-46-5	01/21/2019	Vinyl chloride	<8.0	µg/m^3	UJ	CCVL
SG-46-15	09/16/2021	Tetrachloroethene	<8.0	µg/m^3	UJ	ICR2
SG-46-5	09/16/2021	Tetrachloroethene	<8.0	µg/m^3	UJ	ICR2
SG-46-15	01/13/2022	Trichloroethene	30	µg/m^3	J	ICR2
SG-46-5	01/13/2022	Trichloroethene	38	µg/m^3	J	ICR2

TABLE A-12

HISTORICAL VALIDATION ACTION SUMMARY

Former Ford Aeronutronic Facility

Newport Beach, California

Sample ID	Sample Date	Compound	Lab Result	Units	Qualifier	Reason Codes
SG-48-12	01/20/2020	Vinyl chloride	<8.0	µg/m^3	UJ	LCSL/LCSDL
SG-48-5	01/20/2020	Vinyl chloride	<8.0	µg/m^3	UJ	LCSL/LCSDL
SG-48-12	09/25/2021	1,1-Dichloroethane	<8.0	µg/m^3	R	LEAK
SG-48-12	09/25/2021	1,2-Dichloroethane	<8.0	µg/m^3	R	LEAK
SG-48-12	09/25/2021	1,1-Dichloroethene	<8.0	µg/m^3	R	LEAK
SG-48-12	09/25/2021	cis-1,2-Dichloroethene	<8.0	µg/m^3	R	LEAK
SG-48-12	09/25/2021	trans-1,2-Dichloroethene	<8.0	µg/m^3	R	LEAK
SG-48-12	09/25/2021	Tetrachloroethene	<8.0	µg/m^3	R	LEAK
SG-48-12	09/25/2021	1,1,1-Trichloroethane	<8.0	µg/m^3	R	LEAK
SG-48-12	09/25/2021	Trichloroethene	4.0	µg/m^3	R	LEAK
SG-48-12	09/25/2021	Vinyl chloride	<8.0	µg/m^3	R	LEAK
SG-48-5	09/25/2021	Tetrachloroethene	<8.0	µg/m^3	UJ	ICR2
SG-49-5	01/20/2020	Vinyl chloride	<8.0	µg/m^3	UJ	LCSL/LCSDL
SG-49-5	09/25/2021	Tetrachloroethene	<8.0	µg/m^3	UJ	ICR2
SG-50-5	09/22/2018	Tetrachloroethene	20	µg/m^3	J	FD
SG-50-5 REP	09/22/2018	Tetrachloroethene	8.0	µg/m^3	J	FD
SG-50-15	01/20/2020	Vinyl chloride	<8.0	µg/m^3	UJ	LCSL/LCSDL
SG-50-15	09/25/2021	Tetrachloroethene	<8.0	µg/m^3	UJ	ICR2
SG-51-5	01/20/2020	Vinyl chloride	<8.0	µg/m^3	UJ	LCSL/LCSDL
SG-51-5 REP	01/20/2020	Vinyl chloride	<8.0	µg/m^3	UJ	LCSL/LCSDL
SG-51-15	09/25/2021	Tetrachloroethene	<8.0	µg/m^3	UJ	ICR2
SG-51-15 REP	09/25/2021	Tetrachloroethene	<8.0	µg/m^3	UJ	ICR2
SG-51-5	09/25/2021	Tetrachloroethene	<8.0	µg/m^3	UJ	ICR2
SG-52-14.5	01/26/2019	Tetrachloroethene	19	µg/m^3	J	FD
SG-52-14.5 REP	01/26/2019	Tetrachloroethene	32	µg/m^3	J	FD
SG-52-14.5	01/20/2020	Vinyl chloride	<8.0	µg/m^3	UJ	LCSL/LCSDL
SG-52-5	01/20/2020	Vinyl chloride	<8.0	µg/m^3	UJ	LCSL/LCSDL
SG-52-14.5	09/25/2021	Tetrachloroethene	<8.0	µg/m^3	UJ	ICR2
SG-52-14.5 REP	09/25/2021	Tetrachloroethene	<8.0	µg/m^3	UJ	ICR2
SG-52-5	09/25/2021	Tetrachloroethene	<8.0	µg/m^3	UJ	ICR2
SG-53-15	01/20/2020	Vinyl chloride	<8.0	µg/m^3	UJ	LCSL/LCSDL
SG-53-15 REP	01/20/2020	Vinyl chloride	<8.0	µg/m^3	UJ	LCSL/LCSDL
SG-53-15	09/25/2021	Tetrachloroethene	7.0	µg/m^3	J	ICR2
SG-53-5	09/25/2021	Tetrachloroethene	<8.0	µg/m^3	UJ	ICR2
SG-54-15	01/20/2020	Vinyl chloride	<8.0	µg/m^3	UJ	LCSL/LCSDL
SG-54-5	01/20/2020	Vinyl chloride	<8.0	µg/m^3	UJ	LCSL/LCSDL
SG-54-15	09/25/2021	Tetrachloroethene	<8.0	µg/m^3	UJ	ICR2
SG-54-15	09/24/2022	1,1-Dichloroethane	<100	µg/m^3	UJ	SSL
SG-54-15	09/24/2022	1,2-Dichloroethane	<20	µg/m^3	UJ	SSL
SG-54-15	09/24/2022	1,1-Dichloroethene	<100	µg/m^3	UJ	SSL
SG-54-15	09/24/2022	cis-1,2-Dichloroethene	<100	µg/m^3	UJ	SSL
SG-54-15	09/24/2022	trans-1,2-Dichloroethene	<100	µg/m^3	UJ	SSL
SG-54-15	09/24/2022	Tetrachloroethene	<20	µg/m^3	UJ	SSL
SG-54-15	09/24/2022	1,1,1-Trichloroethane	<100	µg/m^3	UJ	SSL
SG-54-15	09/24/2022	Trichloroethene	<20	µg/m^3	UJ	SSL
SG-54-15	09/24/2022	Vinyl chloride	<10	µg/m^3	UJ	SSL
SG-55-5	09/16/2021	Tetrachloroethene	<8.0	µg/m^3	UJ	ICR2
SG-55-5 REP	01/06/2022	trans-1,2-Dichloroethene	4.0	µg/m^3	J+	CCVH

TABLE A-12

HISTORICAL VALIDATION ACTION SUMMARY
Former Ford Aeronutronic Facility
Newport Beach, California

Sample ID	Sample Date	Compound	Lab Result	Units	Qualifier	Reason Codes
SG-56-15	01/20/2020	Vinyl chloride	<8.0	µg/m^3	UJ	LCSL/LCSDL
SG-56-5	01/20/2020	Vinyl chloride	<8.0	µg/m^3	UJ	LCSL/LCSDL
SG-56-15	09/25/2021	Tetrachloroethene	8.0	µg/m^3	J	ICR2
SG-56-5	09/25/2021	Tetrachloroethene	<8.0	µg/m^3	UJ	ICR2
SG-57-15	09/27/2021	Tetrachloroethene	8.0	µg/m^3	J	ICR2
SG-57-5	09/27/2021	Tetrachloroethene	<8.0	µg/m^3	UJ	ICR2
SG-57-15	01/26/2022	Vinyl chloride	<4.0	µg/m^3	UJ	ICRSD
SG-57-15 REP	01/26/2022	Vinyl chloride	<4.0	µg/m^3	UJ	ICRSD
SG-57-5	01/26/2022	Vinyl chloride	<4.0	µg/m^3	UJ	ICRSD
SG-58-5	04/22/2019	1,1,1-Trichloroethane	<8.0	µg/m^3	R	LEAK
SG-58-5	04/22/2019	1,1-Dichloroethane	<8.0	µg/m^3	R	LEAK
SG-58-5	04/22/2019	1,1-Dichloroethene	<8.0	µg/m^3	R	LEAK
SG-58-5	04/22/2019	1,2-Dichloroethane	<8.0	µg/m^3	R	LEAK
SG-58-5	04/22/2019	cis-1,2-Dichloroethene	<8.0	µg/m^3	R	LEAK
SG-58-5	04/22/2019	Tetrachloroethene	6.0	µg/m^3	R	LEAK
SG-58-5	04/22/2019	trans-1,2-Dichloroethene	<8.0	µg/m^3	R	LEAK
SG-58-5	04/22/2019	Trichloroethene	<8.0	µg/m^3	R	LEAK
SG-58-5	04/22/2019	Vinyl chloride	<8.0	µg/m^3	R	LEAK
SG-58-5 RR	04/22/2019	1,1,1-Trichloroethane	<8.0	µg/m^3	R	LEAK
SG-58-5 RR	04/22/2019	1,1-Dichloroethane	<8.0	µg/m^3	R	LEAK
SG-58-5 RR	04/22/2019	1,1-Dichloroethene	<8.0	µg/m^3	R	LEAK
SG-58-5 RR	04/22/2019	1,2-Dichloroethane	<8.0	µg/m^3	R	LEAK
SG-58-5 RR	04/22/2019	cis-1,2-Dichloroethene	<8.0	µg/m^3	R	LEAK
SG-58-5 RR	04/22/2019	Tetrachloroethene	6.0	µg/m^3	R	LEAK
SG-58-5 RR	04/22/2019	trans-1,2-Dichloroethene	<8.0	µg/m^3	R	LEAK
SG-58-5 RR	04/22/2019	Trichloroethene	<8.0	µg/m^3	R	LEAK
SG-58-5 RR	04/22/2019	Vinyl chloride	<8.0	µg/m^3	R	LEAK
SG-58-5	02/14/2020	1,1,1-Trichloroethane	<8.0	µg/m^3	R	LEAK
SG-58-5	02/14/2020	1,1-Dichloroethane	<8.0	µg/m^3	R	LEAK
SG-58-5	02/14/2020	1,1-Dichloroethene	<8.0	µg/m^3	R	LEAK
SG-58-5	02/14/2020	1,2-Dichloroethane	<8.0	µg/m^3	R	LEAK
SG-58-5	02/14/2020	cis-1,2-Dichloroethene	<8.0	µg/m^3	R	LEAK
SG-58-5	02/14/2020	Tetrachloroethene	11	µg/m^3	R	LEAK
SG-58-5	02/14/2020	trans-1,2-Dichloroethene	<8.0	µg/m^3	R	LEAK
SG-58-5	02/14/2020	Trichloroethene	<8.0	µg/m^3	R	LEAK
SG-58-5	02/14/2020	Vinyl chloride	<8.0	µg/m^3	R	LEAK
SG-58-15	09/27/2021	Tetrachloroethene	16	µg/m^3	J	ICR2
SG-59-15	07/24/2019	Vinyl chloride	<8.0	µg/m^3	UJ	CCVL
SG-59-5	07/24/2019	Vinyl chloride	<8.0	µg/m^3	UJ	CCVL
SG-60-15	09/27/2021	Tetrachloroethene	363	µg/m^3	J	ICR2
SG-60-5	09/27/2021	Tetrachloroethene	24	µg/m^3	J	ICR2
SG-60-15	01/26/2022	Vinyl chloride	<4.0	µg/m^3	UJ	ICRSD
SG-60-5	01/26/2022	Vinyl chloride	<4.0	µg/m^3	UJ	ICRSD
SG-61-15	01/20/2022	Trichloroethene	318	µg/m^3	J+	CCVH
SG-61-15	01/15/2021	1,1-Dichloroethene	24	µg/m^3	J-	LCSL
SG-61-15	08/22/2022	1,1-Dichloroethene	<100	µg/m^3	UJ	LCSL
SG-61-5	08/22/2022	1,1-Dichloroethene	<100	µg/m^3	UJ	LCSL
SG-61-15	08/22/2022	cis-1,2-Dichloroethene	200	µg/m^3	J+	SSH

TABLE A-12

HISTORICAL VALIDATION ACTION SUMMARY

Former Ford Aeronutronic Facility

Newport Beach, California

Sample ID	Sample Date	Compound	Lab Result	Units	Qualifier	Reason Codes
SG-61-15	08/22/2022	Tetrachloroethene	41	µg/m^3	J+	SSH
SG-61-15	08/22/2022	trans-1,2-Dichloroethene	<100	µg/m^3	UJ	LCSL
SG-61-5	08/22/2022	trans-1,2-Dichloroethene	<100	µg/m^3	UJ	LCSL
SG-61-15	08/22/2022	Trichloroethene	220	µg/m^3	J+	SSH
SG-62A-12	02/03/2022	1,1-Dichloroethane	<4.0	µg/m^3	UJ	ICR2
SG-62A-12	02/03/2022	Trichloroethene	<4.0	µg/m^3	UJ	ICR2
SG-62A-5.5	02/03/2022	1,1-Dichloroethane	<4.0	µg/m^3	UJ	ICR2
SG-62A-5.5	02/03/2022	Trichloroethene	<4.0	µg/m^3	UJ	ICR2
SG-62A-5.5	08/11/2022	1,1,1-Trichloroethane	<100	µg/m^3	R	LEAK
SG-62A-12	08/11/2022	1,1,1-Trichloroethane	<100	µg/m^3	R	LEAK
SG-62A-5.5	08/11/2022	1,1-Dichloroethane	<100	µg/m^3	R	LEAK
SG-62A-12	08/11/2022	1,1-Dichloroethane	<100	µg/m^3	R	LEAK
SG-62A-5.5	08/11/2022	1,1-Dichloroethene	<100	µg/m^3	R	LEAK
SG-62A-12	08/11/2022	1,1-Dichloroethene	<100	µg/m^3	R	LEAK
SG-62A-5.5	08/11/2022	1,2-Dichloroethane	<20	µg/m^3	R	LEAK
SG-62A-12	08/11/2022	1,2-Dichloroethane	<20	µg/m^3	R	LEAK
SG-62A-5.5	08/11/2022	cis-1,2-Dichloroethene	<100	µg/m^3	R	LEAK
SG-62A-12	08/11/2022	cis-1,2-Dichloroethene	<100	µg/m^3	R	LEAK
SG-62A-5.5	08/11/2022	Tetrachloroethene	<20	µg/m^3	R	LEAK
SG-62A-12	08/11/2022	Tetrachloroethene	<20	µg/m^3	R	LEAK
SG-62A-5.5	08/11/2022	trans-1,2-Dichloroethene	<100	µg/m^3	R	LEAK
SG-62A-12	08/11/2022	trans-1,2-Dichloroethene	<100	µg/m^3	R	LEAK
SG-62A-5.5	08/11/2022	Trichloroethene	<20	µg/m^3	R	LEAK
SG-62A-12	08/11/2022	Trichloroethene	<20	µg/m^3	R	LEAK
SG-62A-5.5	08/11/2022	Vinyl chloride	<10	µg/m^3	R	LEAK
SG-62A-12	08/11/2022	Vinyl chloride	<10	µg/m^3	R	LEAK
SG-63-5	09/17/2018	1,1,1-Trichloroethane	<8.0	µg/m^3	R	LEAK
SG-63-5	09/17/2018	1,1-Dichloroethane	<8.0	µg/m^3	R	LEAK
SG-63-5	09/17/2018	1,1-Dichloroethene	<8.0	µg/m^3	R	LEAK
SG-63-5	09/17/2018	1,2-Dichloroethane	<8.0	µg/m^3	R	LEAK
SG-63-5	09/17/2018	cis-1,2-Dichloroethene	<8.0	µg/m^3	R	LEAK
SG-63-5	09/17/2018	Tetrachloroethene	<8.0	µg/m^3	R	LEAK
SG-63-5	09/17/2018	trans-1,2-Dichloroethene	<8.0	µg/m^3	R	LEAK
SG-63-5	09/17/2018	Trichloroethene	<8.0	µg/m^3	R	LEAK
SG-63-5	09/17/2018	Vinyl chloride	<8.0	µg/m^3	R	LEAK
SG-63-5	01/24/2022	Vinyl chloride	<4.0	µg/m^3	UJ	LCSL/LCSDL
SG-63A-13.5	01/24/2022	Vinyl chloride	<4.0	µg/m^3	UJ	LCSL/LCSDL
SG-65-15	07/22/2019	Vinyl chloride	<8.0	µg/m^3	UJ	CCVL
SG-65-5	07/22/2019	Vinyl chloride	<8.0	µg/m^3	UJ	CCVL
SG-65-15	09/08/2021	Tetrachloroethene	<8.0	µg/m^3	UJ	ICR2
SG-65-5	09/08/2021	Tetrachloroethene	<8.0	µg/m^3	UJ	ICR2
SG-66-15	07/22/2019	Vinyl chloride	<8.0	µg/m^3	UJ	CCVL
SG-66-5	07/22/2019	Vinyl chloride	<8.0	µg/m^3	UJ	CCVL
SG-66-5	01/24/2022	Vinyl chloride	<4.0	µg/m^3	UJ	LCSL/LCSDL
SG-67-15	07/08/2019	1,1,1-Trichloroethane	<8.0	µg/m^3	UJ	CCVL
SG-67-15	07/08/2019	1,1-Dichloroethene	8.0	µg/m^3	J	CCVH
SG-67-5	07/08/2019	1,1,1-Trichloroethane	<8.0	µg/m^3	UJ	CCVL
SG-67-5	07/08/2019	1,1-Dichloroethene	15	µg/m^3	J	CCVH

TABLE A-12

HISTORICAL VALIDATION ACTION SUMMARY
Former Ford Aeronutronic Facility
Newport Beach, California

Sample ID	Sample Date	Compound	Lab Result	Units	Qualifier	Reason Codes
SG-67-15	09/07/2021	Tetrachloroethene	<8.0	µg/m^3	UJ	ICR2
SG-67-5	09/07/2021	Tetrachloroethene	7.0	µg/m^3	J	ICR2
SG-67-15	02/07/2022	1,1-Dichloroethane	<4.0	µg/m^3	UJ	ICR2
SG-67-15	02/07/2022	Trichloroethene	<4.0	µg/m^3	UJ	ICR2
SG-67-5	02/07/2022	1,1-Dichloroethane	<4.0	µg/m^3	UJ	ICR2
SG-67-5	02/07/2022	Trichloroethene	<4.0	µg/m^3	UJ	ICR2
SG-69-10	09/08/2021	Tetrachloroethene	<8.0	µg/m^3	UJ	ICR2
SG-69-5	09/08/2021	Tetrachloroethene	<8.0	µg/m^3	UJ	ICR2
SG-69-5	02/08/2022	1,1-Dichloroethane	<4.0	µg/m^3	UJ	ICR2
SG-69-5	02/08/2022	Trichloroethene	<4.0	µg/m^3	UJ	ICR2
SG-71-5	09/08/2021	Tetrachloroethene	<8.0	µg/m^3	UJ	ICR2
SG-71-5	02/08/2022	1,1-Dichloroethane	<4.0	µg/m^3	UJ	ICR2
SG-71-5	02/08/2022	Trichloroethene	<4.0	µg/m^3	UJ	ICR2
SG-72-15	12/21/2018	Tetrachloroethene	26	µg/m^3	J	FD
SG-72-15 REP	12/21/2018	Tetrachloroethene	18	µg/m^3	J	FD
SG-72-15	09/08/2021	Tetrachloroethene	<8.0	µg/m^3	UJ	ICR2
SG-72-15 REP	09/08/2021	Tetrachloroethene	<8.0	µg/m^3	UJ	ICR2
SG-72-5	09/08/2021	Tetrachloroethene	<8.0	µg/m^3	UJ	ICR2
SG-72-15	02/07/2022	cis-1,2-Dichloroethene	<4.0	µg/m^3	UJ	ICRSD
SG-72-15	02/07/2022	Tetrachloroethene	<4.0	µg/m^3	UJ	ICRSD
SG-72-5	02/07/2022	cis-1,2-Dichloroethene	<4.0	µg/m^3	UJ	ICRSD
SG-72-5	02/07/2022	Tetrachloroethene	<4.0	µg/m^3	UJ	ICRSD
SG-73-15	09/08/2021	Tetrachloroethene	<8.0	µg/m^3	UJ	ICR2
SG-73-5	09/08/2021	Tetrachloroethene	<8.0	µg/m^3	UJ	ICR2
SG-73-15	02/07/2022	cis-1,2-Dichloroethene	1,420	µg/m^3	J	ICRSD
SG-73-15	02/07/2022	Tetrachloroethene	<4.0	µg/m^3	UJ	ICRSD
SG-73-5	02/07/2022	cis-1,2-Dichloroethene	<4.0	µg/m^3	UJ	ICRSD
SG-73-5	02/07/2022	Tetrachloroethene	<4.0	µg/m^3	UJ	ICRSD
SG-73-15	10/07/2022	1,1-Dichloroethene	2,900	µg/m^3	J+	ICVSH
SG-73-15	10/07/2022	cis-1,2-Dichloroethene	1,900	µg/m^3	J+	CCVH
SG-74-15	09/08/2021	Tetrachloroethene	<8.0	µg/m^3	UJ	ICR2
SG-74-5	09/08/2021	Tetrachloroethene	<8.0	µg/m^3	UJ	ICR2
SG-74-15	02/07/2022	cis-1,2-Dichloroethene	<4.0	µg/m^3	UJ	ICRSD
SG-74-15	02/07/2022	Tetrachloroethene	<4.0	µg/m^3	UJ	ICRSD
SG-74-5	02/07/2022	cis-1,2-Dichloroethene	<4.0	µg/m^3	UJ	ICRSD
SG-74-5	02/07/2022	Tetrachloroethene	<4.0	µg/m^3	UJ	ICRSD
SG-75A-9	09/20/2021	Trichloroethene	107	µg/m^3	J	ICR2
SG-75A-9	01/24/2022	Tetrachloroethene	4.0	µg/m^3	J+	BL1/ICRSD
SG-75A-9	01/24/2022	Trichloroethene	309	µg/m^3	J	ICRSD
SG-75B-15	09/20/2021	Trichloroethene	47	µg/m^3	J	ICR2
SG-75B-5	09/20/2021	Trichloroethene	20	µg/m^3	J	ICR2
SG-75B-15	01/24/2022	Tetrachloroethene	<4.0	µg/m^3	UJ	ICRSD
SG-75B-15	01/24/2022	Trichloroethene	98	µg/m^3	J	ICRSD
SG-75B-5	01/24/2022	Tetrachloroethene	<4.0	µg/m^3	UJ	ICRSD
SG-75B-5	01/24/2022	Trichloroethene	208	µg/m^3	J	ICRSD
SG-76A-15	09/20/2021	Trichloroethene	31,200	µg/m^3	J	ICR2
SG-76A-5	09/20/2021	Trichloroethene	7,050	µg/m^3	J	ICR2
SG-76A-15	01/24/2022	Tetrachloroethene	45	µg/m^3	J+	BL1/ICRSD

TABLE A-12

HISTORICAL VALIDATION ACTION SUMMARY
Former Ford Aeronutronic Facility
Newport Beach, California

Sample ID	Sample Date	Compound	Lab Result	Units	Qualifier	Reason Codes
SG-76A-15	01/24/2022	Trichloroethene	31,200	µg/m^3	J	ICRSD
SG-76A-5	01/24/2022	Tetrachloroethene	10	µg/m^3	J+	BL1/ICRSD
SG-76A-5	01/24/2022	Trichloroethene	5,810	µg/m^3	J	ICRSD
SG-76A-15	09/19/2022	1,1-Dichloroethane	400	µg/m^3	J-	SSL
SG-76A-15	09/19/2022	1,2-Dichloroethane	<20	µg/m^3	UJ	SSL
SG-76A-15	09/19/2022	1,1-Dichloroethene	4,000	µg/m^3	J-	SSL
SG-76A-15	09/19/2022	cis-1,2-Dichloroethene	1,300	µg/m^3	J-	SSL
SG-76A-15	09/19/2022	trans-1,2-Dichloroethene	120	µg/m^3	J-	SSL
SG-76A-15	09/19/2022	Tetrachloroethene	24	µg/m^3	J-	SSL
SG-76A-15	09/19/2022	1,1,1-Trichloroethane	<100	µg/m^3	UJ	SSL
SG-76A-15	09/19/2022	Trichloroethene	27,000	µg/m^3	J+	SSH
SG-76A-15	09/19/2022	Vinyl chloride	<10	µg/m^3	UJ	SSL
SG-77-11.5	09/20/2021	Trichloroethene	14	µg/m^3	J	ICR2
SG-77-11.5 REP	09/20/2021	Trichloroethene	14	µg/m^3	J	ICR2
SG-77-11.5	01/24/2022	Tetrachloroethene	15	µg/m^3	J+	BL1/ICRSD
SG-77-11.5	01/24/2022	Trichloroethene	7.0	µg/m^3	J	ICRSD
SG-77A-13	01/24/2022	Tetrachloroethene	11	µg/m^3	J+	BL1/ICRSD
SG-77A-13	01/24/2022	Trichloroethene	6.0	µg/m^3	J	ICRSD
SG-78-15	09/08/2021	Tetrachloroethene	<8.0	µg/m^3	UJ	ICR2
SG-78-15 REP	09/08/2021	Tetrachloroethene	<8.0	µg/m^3	UJ	ICR2
SG-78-5	09/08/2021	1,1-Dichloroethane	<8.0	µg/m^3	R	LEAK
SG-78-5	09/08/2021	1,2-Dichloroethane	<8.0	µg/m^3	R	LEAK
SG-78-5	09/08/2021	1,1-Dichloroethene	<8.0	µg/m^3	R	LEAK
SG-78-5	09/08/2021	cis-1,2-Dichloroethene	<8.0	µg/m^3	R	LEAK
SG-78-5	09/08/2021	trans-1,2-Dichloroethene	<8.0	µg/m^3	R	LEAK
SG-78-5	09/08/2021	Tetrachloroethene	<8.0	µg/m^3	R	LEAK
SG-78-5	09/08/2021	1,1,1-Trichloroethane	<8.0	µg/m^3	R	LEAK
SG-78-5	09/08/2021	Trichloroethene	<8.0	µg/m^3	R	LEAK
SG-78-5	09/08/2021	Vinyl chloride	<8.0	µg/m^3	R	LEAK
SG-79-5	02/03/2022	1,1-Dichloroethane	<4.0	µg/m^3	UJ	ICR2
SG-79-5	02/03/2022	Trichloroethene	<4.0	µg/m^3	UJ	ICR2
SG-79-5 REP	02/03/2022	1,1-Dichloroethane	<4.0	µg/m^3	UJ	ICR2
SG-79-5 REP	02/03/2022	Trichloroethene	<4.0	µg/m^3	UJ	ICR2
SG-80-15	01/22/2019	Vinyl chloride	13	µg/m^3	J	CCVH
SG-80-15	07/08/2019	1,1,1-Trichloroethane	<8.0	µg/m^3	UJ	CCVL
SG-80-15	07/08/2019	1,1-Dichloroethene	1,530	µg/m^3	J	CCVH
SG-80-5	07/08/2019	1,1,1-Trichloroethane	<8.0	µg/m^3	UJ	CCVL
SG-80-5	07/08/2019	1,1-Dichloroethene	203	µg/m^3	J	CCVH
SG-80-15	09/07/2021	Tetrachloroethene	28	µg/m^3	J	ICR2
SG-80-5	09/07/2021	Tetrachloroethene	9.0	µg/m^3	J	ICR2
SG-80-15	02/02/2022	Tetrachloroethene	31	µg/m^3	J	ICRSD
SG-80-15	02/02/2022	Trichloroethene	7,590	µg/m^3	J	ICRSD
SG-80-5	02/02/2022	Tetrachloroethene	8.0	µg/m^3	J+	BL1/ICRSD
SG-80-5	02/02/2022	Trichloroethene	769	µg/m^3	J	ICRSD
SG-82-15	07/08/2019	1,1,1-Trichloroethane	<8.0	µg/m^3	UJ	CCVL
SG-82-5	07/08/2019	1,1,1-Trichloroethane	<8.0	µg/m^3	UJ	CCVL
SG-82-15	09/07/2021	Tetrachloroethene	<8.0	µg/m^3	UJ	ICR2
SG-82-5	09/07/2021	Tetrachloroethene	<8.0	µg/m^3	UJ	ICR2

TABLE A-12

HISTORICAL VALIDATION ACTION SUMMARY
Former Ford Aeronutronic Facility
Newport Beach, California

Sample ID	Sample Date	Compound	Lab Result	Units	Qualifier	Reason Codes
SG-82-15	02/02/2022	Tetrachloroethene	<4.0	µg/m^3	UJ	ICRSD
SG-82-15	02/02/2022	Trichloroethene	<4.0	µg/m^3	UJ	ICRSD
SG-82-5	02/02/2022	Tetrachloroethene	6.0	µg/m^3	J+	BL1/ICRSD
SG-82-5	02/02/2022	Trichloroethene	13	µg/m^3	J	FD/ICRSD
SG-82-5 REP	02/02/2022	Tetrachloroethene	7.0	µg/m^3	J+	BL1/ICRSD
SG-82-5 REP	02/02/2022	Trichloroethene	20	µg/m^3	J	FD/ICRSD
SG-82-5	10/12/2022	1,1-Dichloroethane	<100	µg/m^3	R	LEAK
SG-82-5	10/12/2022	1,2-Dichloroethane	<20	µg/m^3	R	LEAK
SG-82-5	10/12/2022	1,1-Dichloroethene	<100	µg/m^3	R	LEAK
SG-82-5	10/12/2022	cis-1,2-Dichloroethene	<100	µg/m^3	R	LEAK
SG-82-5	10/12/2022	trans-1,2-Dichloroethene	<100	µg/m^3	R	LEAK
SG-82-5	10/12/2022	Tetrachloroethene	<20	µg/m^3	R	LEAK
SG-82-5	10/12/2022	1,1,1-Trichloroethane	<100	µg/m^3	R	LEAK
SG-82-5	10/12/2022	Trichloroethene	<20	µg/m^3	R	LEAK
SG-82-5	10/12/2022	Vinyl chloride	<10	µg/m^3	R	LEAK
SG-83-15	07/08/2019	1,1,1-Trichloroethane	<8.0	µg/m^3	UJ	CCVL
SG-83-15	07/08/2019	1,1-Dichloroethene	11	µg/m^3	J	CCVH
SG-83-15 REP	07/08/2019	1,1,1-Trichloroethane	<8.0	µg/m^3	UJ	CCVL
SG-83-15 REP	07/08/2019	1,1-Dichloroethene	7.0	µg/m^3	J	CCVH
SG-83-5	07/08/2019	1,1,1-Trichloroethane	<8.0	µg/m^3	UJ	CCVL
SG-83-15	09/07/2021	Tetrachloroethene	<8.0	µg/m^3	UJ	ICR2
SG-83-15 REP	09/07/2021	Tetrachloroethene	<8.0	µg/m^3	UJ	ICR2
SG-83-5	09/07/2021	Tetrachloroethene	<8.0	µg/m^3	UJ	ICR2
SG-83-15	02/02/2022	Tetrachloroethene	4.0	µg/m^3	J+	BL1/ICRSD
SG-83-15	02/02/2022	Trichloroethene	8.0	µg/m^3	J	ICRSD
SG-83-5	02/02/2022	Tetrachloroethene	<4.0	µg/m^3	UJ	ICRSD
SG-83-5	02/02/2022	Trichloroethene	4.0	µg/m^3	J	ICRSD
SG-84-5	01/15/2021	1,1-Dichloroethene	7.0	µg/m^3	J-	LCSL
SG-84-5	09/17/2021	Tetrachloroethene	19	µg/m^3	J+	CCVH/ICR2
SG-84-5	09/17/2021	Trichloroethene	10	µg/m^3	J+	CCVH
SG-84-5 REP	09/17/2021	Tetrachloroethene	19	µg/m^3	J+	CCVH/ICR2
SG-84-5 REP	09/17/2021	Trichloroethene	9.0	µg/m^3	J+	CCVH
SG-85A-15	09/17/2021	Tetrachloroethene	<8.0	µg/m^3	UJ	ICR2
SG-85A-15	01/28/2022	Vinyl chloride	<4.0	µg/m^3	UJ	ICR2
SG-86-5	01/15/2021	1,1-Dichloroethene	6.0	µg/m^3	J-	LCSL
SG-86-5	09/17/2021	Tetrachloroethene	<8.0	µg/m^3	UJ	ICR2
SG-86-5	01/05/2022	Trichloroethene	<4.0	µg/m^3	UJ	ICR2
SG-86-5 REP	01/05/2022	Trichloroethene	<4.0	µg/m^3	UJ	ICR2
SG-86A-14.5	01/05/2022	Trichloroethene	<4.0	µg/m^3	UJ	ICR2
SG-87-5	01/27/2021	Vinyl chloride	<8.0	µg/m^3	UJ	CCVL
SG-87-5	09/28/2021	Tetrachloroethene	<8.0	µg/m^3	UJ	ICR2
SG-87-5	02/03/2022	Tetrachloroethene	<4.0	µg/m^3	UJ	ICRSD
SG-87-5	02/03/2022	Trichloroethene	<4.0	µg/m^3	UJ	ICRSD
SG-89A-12.5	09/17/2021	Tetrachloroethene	12	µg/m^3	J+	CCVH/ICR2
SG-89A-12.5	09/17/2021	Trichloroethene	14	µg/m^3	J+	CCVH
SG-89A-5.5	09/17/2021	Tetrachloroethene	10	µg/m^3	J+	CCVH/ICR2
SG-89A-5.5	09/17/2021	Trichloroethene	10	µg/m^3	J+	CCVH
SG-89A-5.5	01/05/2022	Trichloroethene	5.0	µg/m^3	J	ICR2

TABLE A-12

HISTORICAL VALIDATION ACTION SUMMARY

Former Ford Aeronutronic Facility

Newport Beach, California

Sample ID	Sample Date	Compound	Lab Result	Units	Qualifier	Reason Codes
SG-92-5	09/22/2021	Tetrachloroethene	22	µg/m^3	J	ICR2
SG-92-5 REP	09/22/2021	Tetrachloroethene	24	µg/m^3	J	ICR2
SG-92-5	01/05/2022	Trichloroethene	<4.0	µg/m^3	UJ	ICR2
SG-92A-8.5	09/22/2021	Tetrachloroethene	27	µg/m^3	J	ICR2
SG-92A-8.5 REP	09/22/2021	Tetrachloroethene	34	µg/m^3	J	ICR2
SG-92A-8.5	01/05/2022	Trichloroethene	<4.0	µg/m^3	UJ	ICR2
SG-92A-8.5 REP	01/05/2022	Trichloroethene	<4.0	µg/m^3	UJ	ICR2
SG-94-5	02/03/2022	Tetrachloroethene	<4.0	µg/m^3	UJ	ICRSD
SG-94-5	02/03/2022	Trichloroethene	<4.0	µg/m^3	UJ	ICRSD
SG-95-5	07/10/2019	1,1,1-Trichloroethane	<8.0	µg/m^3	UJ	CCVL
SG-95-5	09/28/2021	Tetrachloroethene	<8.0	µg/m^3	UJ	ICR2
SG-95-5 REP	09/28/2021	Tetrachloroethene	<8.0	µg/m^3	UJ	ICR2
SG-95-5	01/05/2022	Trichloroethene	<4.0	µg/m^3	UJ	ICR2
SG-96-15	01/21/2019	Vinyl chloride	<8.0	µg/m^3	UJ	CCVL
SG-96-5	01/21/2019	Vinyl chloride	<8.0	µg/m^3	UJ	CCVL
SG-96-15	07/10/2019	1,1-Dichloroethene	949	µg/m^3	J-	CCVL
SG-96-15 REP	07/10/2019	1,1-Dichloroethene	935	µg/m^3	J-	CCVL
SG-96-5	07/10/2019	1,1-Dichloroethene	142	µg/m^3	J-	CCVL
SG-96-5	02/08/2022	cis-1,2-Dichloroethene	<4.0	µg/m^3	UJ	ICRSD
SG-96-5	02/08/2022	Tetrachloroethene	5.0	µg/m^3	J	ICRSD
SG-96-15	08/11/2022	1,1-Dichloroethene	280	µg/m^3	J+	CCVH/LCSH
SG-97-15	09/22/2021	Trichloroethene	67	µg/m^3	J	ICR2
SG-97-15 REP	09/22/2021	Trichloroethene	69	µg/m^3	J	ICR2
SG-97-5	09/22/2021	Trichloroethene	4.0	µg/m^3	J	ICR2
SG-97-5 REP	09/22/2021	Trichloroethene	4.0	µg/m^3	J	ICR2
SG-97-15	01/28/2022	Vinyl chloride	<4.0	µg/m^3	UJ	ICR2
SG-97-5	01/28/2022	Vinyl chloride	<4.0	µg/m^3	UJ	ICR2
SG-99-5	09/28/2021	Tetrachloroethene	<8.0	µg/m^3	UJ	ICR2
SG-99-5 REP	09/28/2021	Tetrachloroethene	<8.0	µg/m^3	UJ	ICR2
SG-99-5	01/28/2022	Vinyl chloride	<4.0	µg/m^3	UJ	ICR2
SG-99-5 REP	01/28/2022	Vinyl chloride	<4.0	µg/m^3	UJ	ICR2
SG-100-5 REP	02/04/2020	Tetrachloroethene	6.0	µg/m^3	J+	SSH
SG-100-5	09/28/2021	Tetrachloroethene	<8.0	µg/m^3	UJ	ICR2
SG-100-5 REP	09/28/2021	Tetrachloroethene	<8.0	µg/m^3	UJ	ICR2
SG-100-5	01/05/2022	Trichloroethene	<4.0	µg/m^3	UJ	ICR2
SG-101A-15	09/20/2021	Trichloroethene	<8.0	µg/m^3	UJ	ICR2
SG-101A-5	09/20/2021	Trichloroethene	<8.0	µg/m^3	UJ	ICR2
SG-101B-11	09/20/2021	Trichloroethene	<8.0	µg/m^3	UJ	ICR2
SG-102A-15	09/29/2021	1,1-Dichloroethane	2.0	µg/m^3	J	LCSP
SG-102A-15	02/03/2022	Tetrachloroethene	<4.0	µg/m^3	UJ	ICRSD
SG-102A-15	02/03/2022	Trichloroethene	35	µg/m^3	J	ICRSD
SG-103-15	01/21/2019	Vinyl chloride	<8.0	µg/m^3	UJ	CCVL
SG-103-5	01/21/2019	Vinyl chloride	<8.0	µg/m^3	UJ	CCVL
SG-103-15	09/16/2021	Tetrachloroethene	<8.0	µg/m^3	UJ	ICR2
SG-103-5	09/16/2021	Tetrachloroethene	<8.0	µg/m^3	UJ	ICR2
SG-103-15	01/13/2022	Trichloroethene	61	µg/m^3	J	ICR2
SG-103-5	01/13/2022	Trichloroethene	20	µg/m^3	J	ICR2
SG-104-15	02/03/2022	Tetrachloroethene	13	µg/m^3	J	ICRSD

TABLE A-12

HISTORICAL VALIDATION ACTION SUMMARY
Former Ford Aeronutronic Facility
Newport Beach, California

Sample ID	Sample Date	Compound	Lab Result	Units	Qualifier	Reason Codes
SG-104-15	02/03/2022	Trichloroethene	<4.0	µg/m^3	UJ	ICRSD
SG-105-5	02/11/2020	Vinyl chloride	<8.0	µg/m^3	UJ	LCSL/LCSDL
SG-105-5	09/20/2021	Trichloroethene	<8.0	µg/m^3	UJ	ICR2
SG-106-5	09/16/2021	Tetrachloroethene	<8.0	µg/m^3	UJ	ICR2
SG-113-15	09/27/2021	Tetrachloroethene	41	µg/m^3	J	ICR2
SG-113-5	09/27/2021	Tetrachloroethene	15	µg/m^3	J	ICR2
SG-113-15	01/26/2022	Vinyl chloride	<4.0	µg/m^3	UJ	ICRSD
SG-113-5	01/26/2022	Vinyl chloride	<4.0	µg/m^3	UJ	ICRSD
SG-115-15	01/27/2021	Vinyl chloride	<8.0	µg/m^3	UJ	CCVL
SG-115-15	09/28/2021	Tetrachloroethene	<8.0	µg/m^3	UJ	ICR2
SG-115-15	02/04/2022	1,1-Dichloroethane	<4.0	µg/m^3	UJ	ICR2
SG-115-15	02/04/2022	Trichloroethene	<4.0	µg/m^3	UJ	ICR2
SG-116-15	01/27/2021	Vinyl chloride	<8.0	µg/m^3	UJ	CCVL
SG-116-15 REP	01/27/2021	Vinyl chloride	<8.0	µg/m^3	UJ	CCVL
SG-116-5	01/27/2021	Vinyl chloride	<8.0	µg/m^3	UJ	CCVL
SG-116-15	09/28/2021	Tetrachloroethene	<8.0	µg/m^3	UJ	ICR2
SG-116-5	09/28/2021	Tetrachloroethene	<8.0	µg/m^3	UJ	ICR2
SG-116-15	02/04/2022	1,1-Dichloroethane	<4.0	µg/m^3	UJ	ICR2
SG-116-15	02/04/2022	Trichloroethene	<4.0	µg/m^3	UJ	ICR2
SG-116-5	02/04/2022	1,1-Dichloroethane	<4.0	µg/m^3	UJ	ICR2
SG-116-5	02/04/2022	Trichloroethene	<4.0	µg/m^3	UJ	ICR2
SG-117-15	01/27/2021	Vinyl chloride	<8.0	µg/m^3	UJ	CCVL
SG-117-15	09/28/2021	Tetrachloroethene	<8.0	µg/m^3	UJ	ICR2
SG-117-15	02/04/2022	1,1-Dichloroethane	8.0	µg/m^3	J	ICR2
SG-117-15	02/04/2022	Trichloroethene	<4.0	µg/m^3	UJ	ICR2
SG-118B-5.5	01/27/2021	Vinyl chloride	<8.0	µg/m^3	UJ	CCVL
SG-118B-5.5	09/28/2021	Tetrachloroethene	30	µg/m^3	J	ICR2
SG-118B-12.5	02/04/2022	1,1-Dichloroethane	<4.0	µg/m^3	UJ	ICR2
SG-118B-12.5	02/04/2022	Trichloroethene	<4.0	µg/m^3	UJ	ICR2
SG-118B-5.5	02/04/2022	1,1-Dichloroethane	<4.0	µg/m^3	UJ	ICR2
SG-118B-5.5	02/04/2022	Trichloroethene	<4.0	µg/m^3	UJ	ICR2
SG-119-15	01/27/2021	Vinyl chloride	<8.0	µg/m^3	UJ	CCVL
SG-119-5	01/27/2021	Vinyl chloride	<8.0	µg/m^3	UJ	CCVL
SG-119-15	09/28/2021	Tetrachloroethene	<8.0	µg/m^3	UJ	ICR2
SG-119-5	09/28/2021	Tetrachloroethene	<8.0	µg/m^3	UJ	ICR2
SG-119-15	02/04/2022	1,1-Dichloroethane	<4.0	µg/m^3	UJ	ICR2
SG-119-15	02/04/2022	Trichloroethene	<4.0	µg/m^3	UJ	ICR2
SG-119-5	02/04/2022	1,1-Dichloroethane	<4.0	µg/m^3	UJ	ICR2
SG-119-5	02/04/2022	Trichloroethene	<4.0	µg/m^3	UJ	ICR2
SG-120A-14.5	09/28/2021	Tetrachloroethene	<8.0	µg/m^3	UJ	ICR2
SG-120A-14.5	02/07/2022	cis-1,2-Dichloroethene	<4.0	µg/m^3	UJ	ICRSD
SG-120A-14.5	02/07/2022	Tetrachloroethene	<4.0	µg/m^3	UJ	ICRSD
SG-121-13.5	07/08/2019	1,1,1-Trichloroethane	<8.0	µg/m^3	UJ	CCVL
SG-121-13.5	07/08/2019	1,1-Dichloroethene	62	µg/m^3	J	CCVH
SG-121-5	07/08/2019	1,1,1-Trichloroethane	<8.0	µg/m^3	UJ	CCVL
SG-121-5	07/08/2019	1,1-Dichloroethene	26	µg/m^3	J	CCVH
SG-121-13.5	02/13/2020	1,1-Dichloroethene	26	µg/m^3	J	FD
SG-121-13.5 REP	02/13/2020	1,1-Dichloroethene	44	µg/m^3	J	FD

TABLE A-12

HISTORICAL VALIDATION ACTION SUMMARY
Former Ford Aeronutronic Facility
Newport Beach, California

Sample ID	Sample Date	Compound	Lab Result	Units	Qualifier	Reason Codes
SG-121-13.5	09/07/2021	Tetrachloroethene	<8.0	µg/m^3	UJ	ICR2
SG-121-5	09/07/2021	Tetrachloroethene	<8.0	µg/m^3	UJ	ICR2
SG-121-13.5	02/02/2022	Tetrachloroethene	<4.0	µg/m^3	UJ	ICRSD
SG-121-13.5	02/02/2022	Trichloroethene	119	µg/m^3	J	ICRSD
SG-121-5	02/02/2022	Tetrachloroethene	<4.0	µg/m^3	UJ	ICRSD
SG-121-5	02/02/2022	Trichloroethene	10	µg/m^3	J	ICRSD
SG-122-15	07/08/2019	1,1,1-Trichloroethane	<8.0	µg/m^3	UJ	CCVL
SG-122-15	07/08/2019	1,1-Dichloroethene	88	µg/m^3	J	CCVH
SG-122-5	07/08/2019	1,1,1-Trichloroethane	<8.0	µg/m^3	UJ	CCVL
SG-122-5	07/08/2019	1,1-Dichloroethene	5.0	µg/m^3	J	CCVH
SG-122-15	09/07/2021	Tetrachloroethene	<8.0	µg/m^3	UJ	ICR2
SG-122-5	09/07/2021	Tetrachloroethene	<8.0	µg/m^3	UJ	ICR2
SG-122-15	02/02/2022	Tetrachloroethene	5.0	µg/m^3	J+	BL1/ICRSD
SG-122-15	02/02/2022	Trichloroethene	90	µg/m^3	J	ICRSD
SG-122-5	02/02/2022	Tetrachloroethene	<4.0	µg/m^3	UJ	ICRSD
SG-122-5	02/02/2022	Trichloroethene	51	µg/m^3	J	ICRSD
SG-123-15	09/08/2021	Tetrachloroethene	63	µg/m^3	J	ICR2
SG-123-15 REP	09/08/2021	Tetrachloroethene	72	µg/m^3	J	ICR2
SG-123-5	09/08/2021	Tetrachloroethene	38	µg/m^3	J	ICR2
SG-123-15	02/08/2022	cis-1,2-Dichloroethene	12	µg/m^3	J	ICRSD
SG-123-15	02/08/2022	Tetrachloroethene	54	µg/m^3	J	ICRSD
SG-123-5	02/08/2022	cis-1,2-Dichloroethene	<4.0	µg/m^3	UJ	ICRSD
SG-123-5	02/08/2022	Tetrachloroethene	12	µg/m^3	J	ICRSD
SG-123-15	10/07/2022	1,1-Dichloroethane	<100	µg/m^3	UJ	SSL
SG-123-15	10/07/2022	1,2-Dichloroethane	<20	µg/m^3	UJ	SSL
SG-123-15	10/07/2022	1,1-Dichloroethene	380	µg/m^3	J	ICVSH/SSL
SG-123-15	10/07/2022	cis-1,2-Dichloroethene	<100	µg/m^3	UJ	SSL
SG-123-15	10/07/2022	trans-1,2-Dichloroethene	<100	µg/m^3	UJ	SSL
SG-123-15	10/07/2022	Tetrachloroethene	54	µg/m^3	J-	SSL
SG-123-15	10/07/2022	1,1,1-Trichloroethane	<100	µg/m^3	UJ	SSL
SG-123-15	10/07/2022	Trichloroethene	4,100	µg/m^3	J-	SSL
SG-123-15	10/07/2022	Vinyl chloride	<10	µg/m^3	UJ	SSL
SG-124-15	09/08/2021	Tetrachloroethene	23	µg/m^3	J	ICR2
SG-124-5	09/08/2021	Tetrachloroethene	<8.0	µg/m^3	UJ	ICR2
SG-124-15	02/08/2022	cis-1,2-Dichloroethene	40	µg/m^3	J	ICRSD
SG-124-15	02/08/2022	Tetrachloroethene	16	µg/m^3	J	ICRSD
SG-124-5	02/08/2022	cis-1,2-Dichloroethene	<4.0	µg/m^3	UJ	ICRSD
SG-124-5	02/08/2022	Tetrachloroethene	<4.0	µg/m^3	UJ	ICRSD
SG-125-15	04/22/2019	1,1-Dichloroethene	13	µg/m^3	J	CCVH
SG-125-15	07/08/2019	1,1,1-Trichloroethane	<8.0	µg/m^3	UJ	CCVL
SG-125-5	07/08/2019	1,1,1-Trichloroethane	<8.0	µg/m^3	UJ	CCVL
SG-125-5	07/08/2019	1,1-Dichloroethene	8.0	µg/m^3	J	CCVH
SG-125-5	01/06/2021	1,1-Dichloroethane	<8.0	µg/m^3	R	LEAK
SG-125-5	01/06/2021	1,2-Dichloroethane	<8.0	µg/m^3	R	LEAK
SG-125-5	01/06/2021	1,1-Dichloroethene	<8.0	µg/m^3	R	LEAK
SG-125-5	01/06/2021	cis-1,2-Dichloroethene	<8.0	µg/m^3	R	LEAK
SG-125-5	01/06/2021	trans-1,2-Dichloroethene	<8.0	µg/m^3	R	LEAK
SG-125-5	01/06/2021	Tetrachloroethene	<8.0	µg/m^3	R	LEAK

TABLE A-12

HISTORICAL VALIDATION ACTION SUMMARY
Former Ford Aeronutronic Facility
Newport Beach, California

Sample ID	Sample Date	Compound	Lab Result	Units	Qualifier	Reason Codes
SG-125-5	01/06/2021	1,1,1-Trichloroethane	<8.0	µg/m^3	R	LEAK
SG-125-5	01/06/2021	Trichloroethene	<8.0	µg/m^3	R	LEAK
SG-125-5	01/06/2021	Vinyl chloride	<8.0	µg/m^3	R	LEAK
SG-125-5	03/09/2021	1,1-Dichloroethane	<8.0	µg/m^3	R	LEAK
SG-125-5	03/09/2021	1,2-Dichloroethane	<8.0	µg/m^3	R	LEAK
SG-125-5	03/09/2021	1,1-Dichloroethene	5.0	µg/m^3	R	LEAK
SG-125-5	03/09/2021	cis-1,2-Dichloroethene	<8.0	µg/m^3	R	LEAK
SG-125-5	03/09/2021	trans-1,2-Dichloroethene	5.0	µg/m^3	R	LEAK
SG-125-5	03/09/2021	Tetrachloroethene	4.0	µg/m^3	R	LEAK
SG-125-5	03/09/2021	1,1,1-Trichloroethane	<8.0	µg/m^3	R	LEAK
SG-125-5	03/09/2021	Trichloroethene	6.0	µg/m^3	R	LEAK
SG-125-5	03/09/2021	Vinyl chloride	2.0	µg/m^3	R	LEAK
SG-125-5	09/08/2021	Tetrachloroethene	<8.0	µg/m^3	UJ	ICR2
SG-125-5	02/08/2022	cis-1,2-Dichloroethene	<4.0	µg/m^3	UJ	ICRSD
SG-125-5	02/08/2022	Tetrachloroethene	<4.0	µg/m^3	UJ	ICRSD
SG-127-5	09/27/2021	Tetrachloroethene	<8.0	µg/m^3	UJ	ICR2
SG-127-5	01/26/2022	Vinyl chloride	<4.0	µg/m^3	UJ	ICRSD
SG-128-15	09/16/2021	Tetrachloroethene	415	µg/m^3	J+	ICR2/LCSH
SG-128-15	09/16/2021	Trichloroethene	7,830	µg/m^3	J+	LCSH
SG-128-5	09/16/2021	Tetrachloroethene	71	µg/m^3	J+	ICR2/LCSH
SG-128-5	09/16/2021	Trichloroethene	153	µg/m^3	J+	LCSH/FD
SG-128-5 REP	09/16/2021	Tetrachloroethene	68	µg/m^3	J+	ICR2/LCSH
SG-128-5 REP	09/16/2021	Trichloroethene	224	µg/m^3	J+	LCSH/FD
SG-129-5	09/27/2021	Tetrachloroethene	<8.0	µg/m^3	UJ	ICR2
SG-129-5	01/26/2022	Vinyl chloride	<4.0	µg/m^3	UJ	ICRSD
SG-130-15	08/28/2019	Vinyl chloride	<8.0	µg/m^3	UJ	CCVL
SG-130-5	08/28/2019	Vinyl chloride	<8.0	µg/m^3	UJ	CCVL
SG-130-15	09/17/2021	Tetrachloroethene	<8.0	µg/m^3	UJ	ICR2
SG-130-5	02/03/2022	1,1-Dichloroethane	<4.0	µg/m^3	UJ	ICR2
SG-130-5	02/03/2022	Trichloroethene	<4.0	µg/m^3	UJ	ICR2
SG-131-5	09/17/2021	Tetrachloroethene	99	µg/m^3	J+	CCVH/ICR2
SG-131-5	09/17/2021	Trichloroethene	9.0	µg/m^3	J+	CCVH
SG-131-5	01/06/2022	Trichloroethene	8.0	µg/m^3	J	ICR2
SG-132-15	01/06/2022	Trichloroethene	71	µg/m^3	J	ICR2
SG-132-15	08/16/2022	1,1-Dichloroethene	<100	µg/m^3	UJ	LCSL
SG-132-15	08/16/2022	trans-1,2-Dichloroethene	<100	µg/m^3	UJ	LCSL
SG-132-15	08/16/2022	Tetrachloroethene	200	µg/m^3	J	CCVL/ISL/LCSL/SSH
SG-132-15	08/16/2022	Trichloroethene	85	µg/m^3	J+	SSH
SG-132-15	08/16/2022	Vinyl chloride	<10	µg/m^3	UJ	LCSL
SG-133A-14.5	09/21/2021	Trichloroethene	30	µg/m^3	J	ICR2
SG-133A-5.5	09/21/2021	Trichloroethene	<8.0	µg/m^3	UJ	ICR2
SG-133A-14.5	01/06/2022	Trichloroethene	27	µg/m^3	J	ICR2
SG-133A-5.5	01/06/2022	Trichloroethene	<4.0	µg/m^3	UJ	ICR2
SG-134-15	09/08/2021	Tetrachloroethene	<8.0	µg/m^3	UJ	ICR2
SG-134-5	09/08/2021	Tetrachloroethene	<8.0	µg/m^3	UJ	ICR2
SG-134-15	02/08/2022	cis-1,2-Dichloroethene	<4.0	µg/m^3	UJ	ICRSD
SG-134-15	02/08/2022	Tetrachloroethene	<4.0	µg/m^3	UJ	ICRSD
SG-134-5	02/08/2022	cis-1,2-Dichloroethene	<4.0	µg/m^3	UJ	ICRSD

TABLE A-12

HISTORICAL VALIDATION ACTION SUMMARY

Former Ford Aeronutronic Facility

Newport Beach, California

Sample ID	Sample Date	Compound	Lab Result	Units	Qualifier	Reason Codes
SG-134-5	02/08/2022	Tetrachloroethene	<4.0	µg/m^3	UJ	ICRSD
SG-134-5 REP	02/08/2022	cis-1,2-Dichloroethene	<4.0	µg/m^3	UJ	ICRSD
SG-134-5 REP	02/08/2022	Tetrachloroethene	<4.0	µg/m^3	UJ	ICRSD
SG-136-11.5	01/14/2021	1,1-Dichloroethene	30	µg/m^3	J+	CCVH
SG-136-11.5	01/14/2021	cis-1,2-Dichloroethene	592	µg/m^3	J+	CCVH
SG-136-11.5	01/14/2021	Vinyl chloride	18	µg/m^3	J+	CCVH
SG-136-11.5	09/16/2021	1,2-Dichloroethane	13	µg/m^3	J+	LCSH/LCSDH
SG-136-11.5	09/16/2021	Tetrachloroethene	36	µg/m^3	J+	ICR2/LCSH
SG-136-11.5	09/16/2021	Trichloroethene	1,260	µg/m^3	J+	LCSH
SG-136-11.5 REP	09/16/2021	1,2-Dichloroethane	12	µg/m^3	J+	LCSH/LCSDH
SG-136-11.5 REP	09/16/2021	Tetrachloroethene	28	µg/m^3	J+	ICR2/LCSH
SG-136-11.5 REP	09/16/2021	Trichloroethene	1,030	µg/m^3	J+	LCSH
SG-136-5	09/16/2021	Tetrachloroethene	45	µg/m^3	J+	ICR2/LCSH
SG-136-5	09/16/2021	Trichloroethene	932	µg/m^3	J+	LCSH
SG-136-5	02/01/2022	Tetrachloroethene	32	µg/m^3	J	ICRSD
SG-136-5	02/01/2022	Trichloroethene	531	µg/m^3	J	ICRSD
SG-136-5 REP	02/01/2022	Tetrachloroethene	38	µg/m^3	J	ICRSD
SG-136-5 REP	02/01/2022	Trichloroethene	509	µg/m^3	J	ICRSD
SG-137-15	01/14/2021	1,1-Dichloroethene	52	µg/m^3	J+	CCVH
SG-137-15	01/14/2021	cis-1,2-Dichloroethene	244	µg/m^3	J+	CCVH
SG-137-15	09/16/2021	1,2-Dichloroethane	22	µg/m^3	J+	LCSH/LCSDH
SG-137-15	09/16/2021	Tetrachloroethene	169	µg/m^3	J+	ICR2/LCSH
SG-137-15	09/16/2021	Trichloroethene	12,600	µg/m^3	J+	LCSH
SG-137-5	09/16/2021	Tetrachloroethene	19	µg/m^3	J+	LCSH/LCSDH
SG-137-5	09/16/2021	Trichloroethene	166	µg/m^3	J+	LCSH
SG-138-5	09/16/2021	Tetrachloroethene	46	µg/m^3	J+	ICR2/LCSH
SG-138-5	09/16/2021	Trichloroethene	1,090	µg/m^3	J+	LCSH
SG-138-5	02/03/2022	1,1-Dichloroethane	<4.0	µg/m^3	UJ	ICR2
SG-138-5	02/03/2022	Trichloroethene	<4.0	µg/m^3	UJ	ICR2
SG-139-15	01/14/2021	1,1-Dichloroethene	1,070	µg/m^3	J+	CCVH
SG-139-15	09/16/2021	1,2-Dichloroethane	59	µg/m^3	J+	LCSH/LCSDH
SG-139-15	09/16/2021	Tetrachloroethene	1,050	µg/m^3	J+	ICR2/LCSH
SG-139-15	09/16/2021	Trichloroethene	50,700	µg/m^3	J+	LCSH
SG-139-5	01/14/2021	1,1-Dichloroethene	4.0	µg/m^3	J+	CCVH
SG-139-5	09/16/2021	Tetrachloroethene	29	µg/m^3	J+	ICR2/LCSH
SG-139-5	09/16/2021	Trichloroethene	997	µg/m^3	J+	LCSH
SG-139-15	02/01/2022	1,2-Dichloroethane	34	µg/m^3	J+	CCVH
SG-140-15	09/24/2021	Tetrachloroethene	1,390	µg/m^3	J	ICR2
SG-140-15 REP	09/24/2021	Tetrachloroethene	1,290	µg/m^3	J	ICR2
SG-140-5	09/24/2021	Tetrachloroethene	679	µg/m^3	J	ICR2
SG-140-15	01/06/2022	Trichloroethene	2,570	µg/m^3	J	ICR2
SG-140-5	01/06/2022	Trichloroethene	754	µg/m^3	J	ICR2
SG-141-5	01/21/2021	1,1-Dichloroethene	194	µg/m^3	J	FD
SG-141-5 REP	01/21/2021	1,1-Dichloroethene	136	µg/m^3	J	FD
SG-141-5	09/24/2021	trans-1,2-Dichloroethene	<8.0	µg/m^3	UJ	CCVL
SG-141-5	09/24/2021	Tetrachloroethene	3,950	µg/m^3	J	ICR2
SG-141-5 REP	09/24/2021	trans-1,2-Dichloroethene	<8.0	µg/m^3	UJ	CCVL
SG-141-5 REP	09/24/2021	Tetrachloroethene	4,430	µg/m^3	J	ICR2

TABLE A-12

HISTORICAL VALIDATION ACTION SUMMARY
Former Ford Aeronutronic Facility
Newport Beach, California

Sample ID	Sample Date	Compound	Lab Result	Units	Qualifier	Reason Codes
SG-141-5	01/06/2022	Trichloroethene	462	µg/m^3	J	ICR2
SG-142-15 REP	11/02/2020	Tetrachloroethene	50	µg/m^3	J+	SSH
SG-142-15 REP	11/02/2020	Trichloroethene	7.0	µg/m^3	J+	SSH
SG-142-15	02/04/2022	1,1-Dichloroethane	<4.0	µg/m^3	UJ	ICR2
SG-142-15	02/04/2022	Trichloroethene	7.0	µg/m^3	J	ICR2
SG-142-5	02/04/2022	1,1-Dichloroethane	<4.0	µg/m^3	UJ	ICR2
SG-142-5	02/04/2022	Trichloroethene	<4.0	µg/m^3	UJ	ICR2
SG-142-5 REP	02/04/2022	1,1-Dichloroethane	<4.0	µg/m^3	UJ	ICR2
SG-142-5 REP	02/04/2022	Trichloroethene	<4.0	µg/m^3	UJ	ICR2
SG-143-15	09/23/2021	Tetrachloroethene	138	µg/m^3	J	ICR2
SG-143-5	09/23/2021	Tetrachloroethene	91	µg/m^3	J	ICR2
SG-144-15	09/23/2021	Tetrachloroethene	201	µg/m^3	J	ICR2
SG-144-15 REP	09/23/2021	Tetrachloroethene	220	µg/m^3	J	ICR2
SG-144-5	09/23/2021	Tetrachloroethene	175	µg/m^3	J	ICR2
SG-144-5 REP	09/23/2021	Tetrachloroethene	176	µg/m^3	J	ICR2
SG-144-15	01/28/2022	Vinyl chloride	<4.0	µg/m^3	UJ	ICR2
SG-144-5	01/28/2022	Vinyl chloride	<4.0	µg/m^3	UJ	ICR2
SG-145-15	03/09/2021	1,1-Dichloroethene	4.0	µg/m^3	J+	CCVH
SG-145-15	03/09/2021	cis-1,2-Dichloroethene	7.0	µg/m^3	J+	CCVH
SG-145-15 REP	03/09/2021	1,1-Dichloroethene	6.0	µg/m^3	J+	CCVH
SG-145-15 REP	03/09/2021	cis-1,2-Dichloroethene	8.0	µg/m^3	J+	CCVH
SG-145-15	09/28/2021	Tetrachloroethene	343	µg/m^3	J	ICR2
SG-145-5	09/28/2021	Tetrachloroethene	50	µg/m^3	J	ICR2
SG-145-5	01/26/2022	Vinyl chloride	<4.0	µg/m^3	UJ	ICRSD
SG-146-15	03/09/2021	1,1-Dichloroethene	4.0	µg/m^3	J+	CCVH
SG-146-15	07/23/2021	Tetrachloroethene	24	µg/m^3	J+	LCSDH
SG-146-15	07/23/2021	Trichloroethene	33	µg/m^3	J+	LCSDH
SG-146-5	07/23/2021	Trichloroethene	6.0	µg/m^3	J+	LCSDH
SG-146-15	09/28/2021	Tetrachloroethene	23	µg/m^3	J	ICR2
SG-146-5	09/28/2021	Tetrachloroethene	<8.0	µg/m^3	UJ	ICR2
SG-146-15	01/26/2022	Vinyl chloride	<4.0	µg/m^3	UJ	ICRSD
SG-146-15 REP	01/26/2022	Vinyl chloride	<4.0	µg/m^3	UJ	ICRSD
SG-146-5	01/26/2022	Vinyl chloride	<4.0	µg/m^3	UJ	ICRSD
SG-147-15	03/09/2021	1,1-Dichloroethene	6.0	µg/m^3	J+	CCVH
SG-147-5	03/09/2021	1,1-Dichloroethane	<8.0	µg/m^3	R	LEAK
SG-147-5	03/09/2021	1,2-Dichloroethane	<8.0	µg/m^3	R	LEAK
SG-147-5	03/09/2021	1,1-Dichloroethene	4.0	µg/m^3	R	LEAK
SG-147-5	03/09/2021	cis-1,2-Dichloroethene	<8.0	µg/m^3	R	LEAK
SG-147-5	03/09/2021	trans-1,2-Dichloroethene	5.0	µg/m^3	R	LEAK
SG-147-5	03/09/2021	Tetrachloroethene	4.0	µg/m^3	R	LEAK
SG-147-5	03/09/2021	1,1,1-Trichloroethane	<8.0	µg/m^3	R	LEAK
SG-147-5	03/09/2021	Trichloroethene	4.0	µg/m^3	R	LEAK
SG-147-5	03/09/2021	Vinyl chloride	<8.0	µg/m^3	R	LEAK
SG-147-15	09/29/2021	Tetrachloroethene	<8.0	µg/m^3	UJ	ICR2
SG-147-5	09/29/2021	Tetrachloroethene	<8.0	µg/m^3	UJ	ICR2
SG-147-15	01/26/2022	Vinyl chloride	<4.0	µg/m^3	UJ	ICRSD
SG-147-5	01/26/2022	Vinyl chloride	<4.0	µg/m^3	UJ	ICRSD
SG-148-11	03/09/2021	1,1-Dichloroethene	286	µg/m^3	J+	CCVH

TABLE A-12

HISTORICAL VALIDATION ACTION SUMMARY

Former Ford Aeronutronic Facility

Newport Beach, California

Sample ID	Sample Date	Compound	Lab Result	Units	Qualifier	Reason Codes
SG-148-11	03/09/2021	cis-1,2-Dichloroethene	537	µg/m^3	J+	CCVH
SG-148-11	09/29/2021	Tetrachloroethene	746	µg/m^3	J	ICR2
SG-148-11	01/26/2022	Vinyl chloride	13	µg/m^3	J	ICRSD
SG-149-5	03/09/2021	1,1-Dichloroethene	5.0	µg/m^3	J+	CCVH
SG-149-5	09/29/2021	Tetrachloroethene	69	µg/m^3	J	ICR2
SG-149-5	01/26/2022	Vinyl chloride	<4.0	µg/m^3	UJ	ICRSD
SG-150-14.5	09/29/2021	Tetrachloroethene	<8.0	µg/m^3	UJ	ICR2
SG-150-5	09/29/2021	Tetrachloroethene	<8.0	µg/m^3	UJ	ICR2
SG-150-14.5	01/27/2022	Vinyl chloride	<4.0	µg/m^3	UJ	ICRSD
SG-150-14.5 REP	01/27/2022	Vinyl chloride	<4.0	µg/m^3	UJ	ICRSD
SG-150-5	01/27/2022	Vinyl chloride	<4.0	µg/m^3	UJ	ICRSD
SG-151-12.5	09/29/2021	Tetrachloroethene	24	µg/m^3	J	ICR2
SG-151-12.5	01/27/2022	Vinyl chloride	17	µg/m^3	J	ICRSD
SG-152-12.5	09/29/2021	Tetrachloroethene	<8.0	µg/m^3	UJ	ICR2
SG-152-12.5	01/27/2022	Vinyl chloride	21	µg/m^3	J	ICRSD
SG-152-12.5 REP	01/27/2022	Vinyl chloride	23	µg/m^3	J	ICRSD
SG-152-12.5	09/27/2022	1,1-Dichloroethane	<100	µg/m^3	UJ	SSL
SG-152-12.5	09/27/2022	1,2-Dichloroethane	<20	µg/m^3	UJ	SSL
SG-152-12.5	09/27/2022	1,1-Dichloroethene	<100	µg/m^3	UJ	SSL
SG-152-12.5	09/27/2022	cis-1,2-Dichloroethene	<100	µg/m^3	UJ	SSL
SG-152-12.5	09/27/2022	trans-1,2-Dichloroethene	<100	µg/m^3	UJ	SSL
SG-152-12.5	09/27/2022	Tetrachloroethene	<20	µg/m^3	UJ	SSL
SG-152-12.5	09/27/2022	1,1,1-Trichloroethane	<100	µg/m^3	UJ	SSL
SG-152-12.5	09/27/2022	Trichloroethene	56	µg/m^3	J-	SSL
SG-152-12.5	09/27/2022	Vinyl chloride	31	µg/m^3	J-	SSL
SG-153-11.5	09/29/2021	Tetrachloroethene	<8.0	µg/m^3	UJ	ICR2
SG-153-11.5 REP	09/29/2021	Tetrachloroethene	<8.0	µg/m^3	UJ	ICR2
SG-153-5	09/29/2021	Tetrachloroethene	<8.0	µg/m^3	UJ	ICR2
SG-153-11.5	01/27/2022	Vinyl chloride	<4.0	µg/m^3	UJ	ICRSD
SG-154-5	09/29/2021	Tetrachloroethene	110	µg/m^3	J	ICR2
SG-154-9.5	09/29/2021	Tetrachloroethene	150	µg/m^3	J	ICR2
SG-154-9.5 REP	09/29/2021	Tetrachloroethene	150	µg/m^3	J	ICR2
SG-154-5	01/25/2022	Tetrachloroethene	41	µg/m^3	J	FD
SG-154-5	01/25/2022	Trichloroethene	147	µg/m^3	J	FD
SG-154-5	01/25/2022	Vinyl chloride	<4.0	µg/m^3	UJ	LCSL/LCSDL
SG-154-5 REP	01/25/2022	Tetrachloroethene	27	µg/m^3	J	FD
SG-154-5 REP	01/25/2022	Trichloroethene	90	µg/m^3	J	FD
SG-154-5 REP	01/25/2022	Vinyl chloride	<4.0	µg/m^3	UJ	LCSL/LCSDL
SG-155-5	09/29/2021	Tetrachloroethene	8.0	µg/m^3	J	ICR2
SG-155-9.5	09/29/2021	Tetrachloroethene	24	µg/m^3	J	ICR2
SG-155-5	01/27/2022	Vinyl chloride	<4.0	µg/m^3	UJ	ICRSD
SG-155-9.5	01/27/2022	Vinyl chloride	<4.0	µg/m^3	UJ	ICRSD
SG-156-15	09/29/2021	Tetrachloroethene	9.0	µg/m^3	J	ICR2
SG-156-15	01/27/2022	Vinyl chloride	<4.0	µg/m^3	UJ	ICRSD
SG-157-10.5	07/22/2021	Tetrachloroethene	70	µg/m^3	J+	LCSDH
SG-157-5	07/22/2021	Tetrachloroethene	34	µg/m^3	J+	LCSDH
SG-157-10.5	01/27/2022	Vinyl chloride	<4.0	µg/m^3	UJ	ICRSD
SG-157-5	01/27/2022	Vinyl chloride	<4.0	µg/m^3	UJ	ICRSD

TABLE A-12

HISTORICAL VALIDATION ACTION SUMMARY
Former Ford Aeronutronic Facility
Newport Beach, California

Sample ID	Sample Date	Compound	Lab Result	Units	Qualifier	Reason Codes
SG-158-5.5	07/22/2021	1,1-Dichloroethane	<8.0	µg/m^3	R	LEAK
SG-158-5.5	07/22/2021	1,2-Dichloroethane	<8.0	µg/m^3	R	LEAK
SG-158-5.5	07/22/2021	1,1-Dichloroethene	45	µg/m^3	R	LEAK
SG-158-5.5	07/22/2021	cis-1,2-Dichloroethene	175	µg/m^3	R	LEAK
SG-158-5.5	07/22/2021	trans-1,2-Dichloroethene	7.0	µg/m^3	R	LEAK
SG-158-5.5	07/22/2021	Tetrachloroethene	4.0	µg/m^3	R	LEAK
SG-158-5.5	07/22/2021	1,1,1-Trichloroethane	<8.0	µg/m^3	R	LEAK
SG-158-5.5	07/22/2021	Trichloroethene	105	µg/m^3	R	LEAK
SG-158-5.5	07/22/2021	Vinyl chloride	<8.0	µg/m^3	R	LEAK
SG-158-5.5	08/18/2021	cis-1,2-Dichloroethene	238	µg/m^3	J+	LCSH/LCSDH
SG-158-5.5 REP	08/18/2021	cis-1,2-Dichloroethene	234	µg/m^3	J+	LCSH/LCSDH
SG-158-10.5	01/31/2022	Trichloroethene	461	µg/m^3	J	ICR2
SG-158-10.5	01/31/2022	Vinyl chloride	<4.0	µg/m^3	UJ	ICR2
SG-158-5.5	01/31/2022	Trichloroethene	9.0	µg/m^3	J	ICR2
SG-158-5.5	01/31/2022	Vinyl chloride	<4.0	µg/m^3	UJ	ICR2
SG-158-5.5	09/28/2022	Vinyl chloride	23	µg/m^3	J	TIC
SG-159-15	07/22/2021	Tetrachloroethene	5.0	µg/m^3	J+	LCSDH
SG-159-15	09/28/2021	Tetrachloroethene	<8.0	µg/m^3	UJ	ICR2
SG-159-5	09/28/2021	Tetrachloroethene	<8.0	µg/m^3	UJ	ICR2
SG-159-15	01/31/2022	Trichloroethene	<4.0	µg/m^3	UJ	ICR2
SG-159-15	01/31/2022	Vinyl chloride	<4.0	µg/m^3	UJ	ICR2
SG-159-5	01/31/2022	Trichloroethene	<4.0	µg/m^3	UJ	ICR2
SG-159-5	01/31/2022	Vinyl chloride	<4.0	µg/m^3	UJ	ICR2
SG-159-5 REP	01/31/2022	Trichloroethene	<4.0	µg/m^3	UJ	ICR2
SG-159-5 REP	01/31/2022	Vinyl chloride	<4.0	µg/m^3	UJ	ICR2
SG-159-5	08/31/2022	1,1,1-Trichloroethane	<100	µg/m^3	UJ	SSL
SG-159-15	08/31/2022	1,1,1-Trichloroethane	<100	µg/m^3	UJ	SSL
SG-159-5	08/31/2022	1,1-Dichloroethane	<100	µg/m^3	UJ	SSL
SG-159-15	08/31/2022	1,1-Dichloroethane	<100	µg/m^3	UJ	SSL
SG-159-5	08/31/2022	1,1-Dichloroethene	<100	µg/m^3	UJ	SSL
SG-159-15	08/31/2022	1,1-Dichloroethene	<100	µg/m^3	UJ	SSL
SG-159-5	08/31/2022	1,2-Dichloroethane	<20	µg/m^3	UJ	SSL
SG-159-15	08/31/2022	1,2-Dichloroethane	<20	µg/m^3	UJ	SSL
SG-159-5	08/31/2022	cis-1,2-Dichloroethene	<100	µg/m^3	UJ	SSL
SG-159-15	08/31/2022	cis-1,2-Dichloroethene	<100	µg/m^3	UJ	SSL
SG-159-5	08/31/2022	Tetrachloroethene	<20	µg/m^3	UJ	SSL
SG-159-15	08/31/2022	Tetrachloroethene	<20	µg/m^3	UJ	SSL
SG-159-5	08/31/2022	trans-1,2-Dichloroethene	<100	µg/m^3	UJ	SSL
SG-159-15	08/31/2022	trans-1,2-Dichloroethene	<100	µg/m^3	UJ	SSL
SG-159-5	08/31/2022	Trichloroethene	<20	µg/m^3	UJ	SSL
SG-159-15	08/31/2022	Trichloroethene	<20	µg/m^3	UJ	SSL
SG-159-5	08/31/2022	Vinyl chloride	<10	µg/m^3	UJ	SSL
SG-159-15	08/31/2022	Vinyl chloride	<10	µg/m^3	UJ	SSL
SG-160-22.5	07/23/2021	Tetrachloroethene	272	µg/m^3	J+	LCSDH
SG-160-22.5	07/23/2021	Trichloroethene	2,830	µg/m^3	J+	LCSDH
SG-160-22.5	09/29/2021	1,1-Dichloroethane	2.0	µg/m^3	J	LCSP
SG-160-22.5	01/27/2022	Vinyl chloride	<4.0	µg/m^3	UJ	ICRSD
SG-162-4.5	07/22/2021	Tetrachloroethene	48	µg/m^3	J+	LCSDH

TABLE A-12

HISTORICAL VALIDATION ACTION SUMMARY
Former Ford Aeronutronic Facility
Newport Beach, California

Sample ID	Sample Date	Compound	Lab Result	Units	Qualifier	Reason Codes
SG-162-4.5	09/29/2021	Tetrachloroethene	40	µg/m^3	J	ICR2
SG-162-4.5	01/31/2022	Trichloroethene	<4.0	µg/m^3	UJ	ICR2
SG-163-12	07/22/2021	Tetrachloroethene	23	µg/m^3	J+	LCSDH
SG-163-12	09/29/2021	1,1-Dichloroethane	4.0	µg/m^3	J	LCSP
SG-163-4.5	09/29/2021	1,1-Dichloroethane	3.0	µg/m^3	J	LCSP
SG-163-12	01/27/2022	Vinyl chloride	<4.0	µg/m^3	UJ	ICRSD
SG-163-12	09/28/2022	Vinyl chloride	36	µg/m^3	J	TIC
SG-169-15	02/01/2022	Tetrachloroethene	23	µg/m^3	J	ICRSD
SG-169-5	02/01/2022	Tetrachloroethene	16	µg/m^3	J	ICRSD
SG-169-15	02/01/2022	Trichloroethene	12	µg/m^3	J	ICRSD
SG-169-5	02/01/2022	Trichloroethene	6.0	µg/m^3	J	ICRSD
SG-170-15	02/01/2022	Tetrachloroethene	588	µg/m^3	J	ICRSD
SG-170-5	02/01/2022	Tetrachloroethene	344	µg/m^3	J	ICRSD
SG-170-15	02/01/2022	Trichloroethene	1,070	µg/m^3	J	ICRSD
SG-170-5	02/01/2022	Trichloroethene	246	µg/m^3	J	ICRSD
SG-171-20	02/02/2022	Tetrachloroethene	390	µg/m^3	J	ICRSD
SG-171-30	02/02/2022	Tetrachloroethene	607	µg/m^3	J	ICRSD
SG-171-20	02/02/2022	Trichloroethene	5,140	µg/m^3	J	ICRSD
SG-171-30	02/02/2022	Trichloroethene	9,660	µg/m^3	J	ICRSD
SG-171-20	08/22/2022	1,1-Dichloroethene	<100	µg/m^3	UJ	LCSL
SG-171-20 REP	08/22/2022	1,1-Dichloroethene	<100	µg/m^3	UJ	LCSL
SG-171-30	08/22/2022	1,1-Dichloroethene	<100	µg/m^3	UJ	LCSL
SG-171-20	08/22/2022	Tetrachloroethene	250	µg/m^3	J+	SSH
SG-171-20 REP	08/22/2022	Tetrachloroethene	200	µg/m^3	J+	SSH
SG-171-30	08/22/2022	Tetrachloroethene	320	µg/m^3	J+	SSH
SG-171-20	08/22/2022	trans-1,2-Dichloroethene	<100	µg/m^3	UJ	LCSL
SG-171-20 REP	08/22/2022	trans-1,2-Dichloroethene	<100	µg/m^3	UJ	LCSL
SG-171-30	08/22/2022	trans-1,2-Dichloroethene	<100	µg/m^3	UJ	LCSL
SG-171-20	08/22/2022	Trichloroethene	4,400	µg/m^3	J+	SSH
SG-171-20 REP	08/22/2022	Trichloroethene	3,700	µg/m^3	J+	SSH
SG-171-30	08/22/2022	Trichloroethene	6,900	µg/m^3	J+	SSH
SG-172-15	02/01/2022	Tetrachloroethene	189	µg/m^3	J	ICRSD
SG-172-15	02/01/2022	Trichloroethene	4,940	µg/m^3	J	ICRSD
SG-172-5	02/01/2022	Tetrachloroethene	113	µg/m^3	J	ICRSD
SG-172-5	02/01/2022	Trichloroethene	2,500	µg/m^3	J	ICRSD
SG-173-15	02/01/2022	Tetrachloroethene	168	µg/m^3	J	ICRSD
SG-173-15	02/01/2022	Trichloroethene	1,600	µg/m^3	J	ICRSD
SG-173-5	02/01/2022	Tetrachloroethene	77	µg/m^3	J	ICRSD
SG-173-5	02/01/2022	Trichloroethene	386	µg/m^3	J	ICRSD
SG-173-15	12/21/2022	trans-1,2-Dichloroethene	<100	µg/m^3	UJ	LCSL
SG-173-5	12/21/2022	trans-1,2-Dichloroethene	<100	µg/m^3	UJ	LCSL
SG-174-15	02/01/2022	Tetrachloroethene	16	µg/m^3	J	ICRSD
SG-174-15	02/01/2022	Trichloroethene	7.0	µg/m^3	J	ICRSD
SG-174-5	02/01/2022	Tetrachloroethene	16	µg/m^3	J	ICRSD
SG-174-5	02/01/2022	Trichloroethene	5.0	µg/m^3	J	ICRSD
SG-174-15	12/21/2022	trans-1,2-Dichloroethene	<100	µg/m^3	UJ	LCSL
SG-174-5	12/21/2022	trans-1,2-Dichloroethene	<100	µg/m^3	UJ	LCSL
SG-175-15	03/22/2022	cis-1,2-Dichloroethene	<4.0	µg/m^3	UJ	ICR2

TABLE A-12

HISTORICAL VALIDATION ACTION SUMMARY
Former Ford Aeronutronic Facility
Newport Beach, California

Sample ID	Sample Date	Compound	Lab Result	Units	Qualifier	Reason Codes
SG-175-15	03/22/2022	Tetrachloroethene	5.0	µg/m^3	J	ICR2
SG-175-15	03/22/2022	Vinyl chloride	<4.0	µg/m^3	UJ	CCVL
SG-175-5	03/22/2022	cis-1,2-Dichloroethene	<4.0	µg/m^3	UJ	ICR2
SG-175-5	03/22/2022	Tetrachloroethene	11	µg/m^3	J	ICR2
SG-175-5	03/22/2022	Vinyl chloride	<4.0	µg/m^3	UJ	CCVL
SG-176-5	03/22/2022	cis-1,2-Dichloroethene	<4.0	µg/m^3	UJ	ICR2
SG-176-5	03/22/2022	Tetrachloroethene	<4.0	µg/m^3	UJ	ICR2
SG-176-5	03/22/2022	Vinyl chloride	<4.0	µg/m^3	UJ	CCVL
SG-177-15	03/22/2022	cis-1,2-Dichloroethene	<4.0	µg/m^3	UJ	ICR2
SG-177-15	03/22/2022	Tetrachloroethene	15	µg/m^3	J	ICR2
SG-177-15	03/22/2022	Vinyl chloride	<4.0	µg/m^3	UJ	CCVL
SG-177-15 REP	03/22/2022	cis-1,2-Dichloroethene	<4.0	µg/m^3	UJ	ICR2
SG-177-15 REP	03/22/2022	Tetrachloroethene	15	µg/m^3	J	ICR2
SG-177-15 REP	03/22/2022	Vinyl chloride	<4.0	µg/m^3	UJ	CCVL
SG-177-5	03/22/2022	cis-1,2-Dichloroethene	<4.0	µg/m^3	UJ	ICR2
SG-177-5	03/22/2022	Tetrachloroethene	6.0	µg/m^3	J	ICR2
SG-177-5	03/22/2022	Vinyl chloride	<4.0	µg/m^3	UJ	CCVL
SG-177-5	10/17/2022	1,1-Dichloroethane	<100	µg/m^3	UJ	SSL
SG-177-5	10/17/2022	1,2-Dichloroethane	<20	µg/m^3	UJ	SSL
SG-177-5	10/17/2022	1,1-Dichloroethene	<100	µg/m^3	UJ	SSL
SG-177-5	10/17/2022	cis-1,2-Dichloroethene	<100	µg/m^3	UJ	SSL
SG-177-5	10/17/2022	trans-1,2-Dichloroethene	<100	µg/m^3	UJ	SSL
SG-177-5	10/17/2022	Tetrachloroethene	<20	µg/m^3	UJ	SSL
SG-177-5	10/17/2022	1,1,1-Trichloroethane	<100	µg/m^3	UJ	SSL
SG-177-5	10/17/2022	Trichloroethene	<20	µg/m^3	UJ	SSL
SG-177-5	10/17/2022	Vinyl chloride	<10	µg/m^3	UJ	SSL
SG-178-5	03/22/2022	cis-1,2-Dichloroethene	<4.0	µg/m^3	UJ	ICR2
SG-178-5	03/22/2022	Tetrachloroethene	<4.0	µg/m^3	UJ	ICR2
SG-178-5	03/22/2022	Vinyl chloride	<4.0	µg/m^3	UJ	CCVL
SG-183-5	09/01/2022	1,1,1-Trichloroethane	<100	µg/m^3	UJ	SSL
SG-183-15	09/01/2022	1,1,1-Trichloroethane	<100	µg/m^3	UJ	SSL
SG-183-5	09/01/2022	1,1-Dichloroethane	<100	µg/m^3	UJ	SSL
SG-183-15	09/01/2022	1,1-Dichloroethane	<100	µg/m^3	UJ	SSL
SG-183-5	09/01/2022	1,1-Dichloroethene	<100	µg/m^3	UJ	SSL
SG-183-15	09/01/2022	1,1-Dichloroethene	<100	µg/m^3	UJ	SSL
SG-183-5	09/01/2022	1,2-Dichloroethane	<20	µg/m^3	UJ	SSL
SG-183-15	09/01/2022	1,2-Dichloroethane	<20	µg/m^3	UJ	SSL
SG-183-5	09/01/2022	cis-1,2-Dichloroethene	<100	µg/m^3	UJ	SSL
SG-183-15	09/01/2022	cis-1,2-Dichloroethene	<100	µg/m^3	UJ	SSL
SG-183-5	09/01/2022	Tetrachloroethene	42	µg/m^3	J-	SSL
SG-183-15	09/01/2022	Tetrachloroethene	57	µg/m^3	J-	SSL
SG-183-5	09/01/2022	trans-1,2-Dichloroethene	<100	µg/m^3	UJ	SSL
SG-183-15	09/01/2022	trans-1,2-Dichloroethene	<100	µg/m^3	UJ	SSL
SG-183-5	09/01/2022	Trichloroethene	130	µg/m^3	J-	SSL
SG-183-15	09/01/2022	Trichloroethene	250	µg/m^3	J-	SSL
SG-183-5	09/01/2022	Vinyl chloride	<10	µg/m^3	UJ	SSL
SG-183-15	09/01/2022	Vinyl chloride	<10	µg/m^3	UJ	SSL
SG-184-5	09/01/2022	1,1,1-Trichloroethane	<100	µg/m^3	UJ	SSL

TABLE A-12

HISTORICAL VALIDATION ACTION SUMMARY

Former Ford Aeronutronic Facility

Newport Beach, California

Sample ID	Sample Date	Compound	Lab Result	Units	Qualifier	Reason Codes
SG-184-15	09/01/2022	1,1,1-Trichloroethane	<100	µg/m^3	UJ	SSL
SG-184-5	09/01/2022	1,1-Dichloroethane	<100	µg/m^3	UJ	SSL
SG-184-15	09/01/2022	1,1-Dichloroethane	<100	µg/m^3	UJ	SSL
SG-184-5	09/01/2022	1,1-Dichloroethene	<100	µg/m^3	UJ	SSL
SG-184-15	09/01/2022	1,1-Dichloroethene	<100	µg/m^3	UJ	SSL
SG-184-5	09/01/2022	1,2-Dichloroethane	<20	µg/m^3	UJ	SSL
SG-184-15	09/01/2022	1,2-Dichloroethane	<20	µg/m^3	UJ	SSL
SG-184-5	09/01/2022	cis-1,2-Dichloroethene	<100	µg/m^3	UJ	SSL
SG-184-15	09/01/2022	cis-1,2-Dichloroethene	<100	µg/m^3	UJ	SSL
SG-184-5	09/01/2022	Tetrachloroethene	<20	µg/m^3	UJ	SSL
SG-184-15	09/01/2022	Tetrachloroethene	23	µg/m^3	J-	SSL
SG-184-5	09/01/2022	trans-1,2-Dichloroethene	<100	µg/m^3	UJ	SSL
SG-184-15	09/01/2022	trans-1,2-Dichloroethene	<100	µg/m^3	UJ	SSL
SG-184-5	09/01/2022	Trichloroethene	110	µg/m^3	J-	SSL
SG-184-15	09/01/2022	Trichloroethene	580	µg/m^3	J-	SSL
SG-184-5	09/01/2022	Vinyl chloride	<10	µg/m^3	UJ	SSL
SG-184-15	09/01/2022	Vinyl chloride	<10	µg/m^3	UJ	SSL
SG-190-12.5	12/21/2022	trans-1,2-Dichloroethene	<100	µg/m^3	UJ	LCSL
SG-CAL-01A-5	01/15/2021	1,1-Dichloroethane	<8.0	µg/m^3	R	LEAK
SG-CAL-01A-5	01/15/2021	1,2-Dichloroethane	<8.0	µg/m^3	R	LEAK
SG-CAL-01A-5	01/15/2021	1,1-Dichloroethene	<8.0	µg/m^3	R	LEAK
SG-CAL-01A-5	01/15/2021	cis-1,2-Dichloroethene	<8.0	µg/m^3	R	LEAK
SG-CAL-01A-5	01/15/2021	trans-1,2-Dichloroethene	<8.0	µg/m^3	R	LEAK
SG-CAL-01A-5	01/15/2021	Tetrachloroethene	<8.0	µg/m^3	R	LEAK
SG-CAL-01A-5	01/15/2021	1,1,1-Trichloroethane	<8.0	µg/m^3	R	LEAK
SG-CAL-01A-5	01/15/2021	Trichloroethene	<8.0	µg/m^3	R	LEAK
SG-CAL-01A-5	01/15/2021	Vinyl chloride	<8.0	µg/m^3	R	LEAK
SG-CAL-01A-5	03/09/2021	1,1-Dichloroethane	<8.0	µg/m^3	R	LEAK
SG-CAL-01A-5	03/09/2021	1,2-Dichloroethane	<8.0	µg/m^3	R	LEAK
SG-CAL-01A-5	03/09/2021	1,1-Dichloroethene	<8.0	µg/m^3	R	LEAK
SG-CAL-01A-5	03/09/2021	cis-1,2-Dichloroethene	<8.0	µg/m^3	R	LEAK
SG-CAL-01A-5	03/09/2021	trans-1,2-Dichloroethene	7.0	µg/m^3	R	LEAK
SG-CAL-01A-5	03/09/2021	Tetrachloroethene	8.0	µg/m^3	R	LEAK
SG-CAL-01A-5	03/09/2021	1,1,1-Trichloroethane	<8.0	µg/m^3	R	LEAK
SG-CAL-01A-5	03/09/2021	Trichloroethene	9.0	µg/m^3	R	LEAK
SG-CAL-01A-5	03/09/2021	Vinyl chloride	2.0	µg/m^3	R	LEAK
SG-CAL-01A-15	09/16/2021	Tetrachloroethene	289	µg/m^3	J+	ICR2/LCSH
SG-CAL-01A-15	09/16/2021	Trichloroethene	7,310	µg/m^3	J+	ICR2/LCSH
SG-CAL-01A-25	09/16/2021	Tetrachloroethene	258	µg/m^3	J+	ICR2/LCSH
SG-CAL-01A-25	09/16/2021	Trichloroethene	9,680	µg/m^3	J+	LCSH
SG-CAL-01A-5	09/16/2021	Tetrachloroethene	34	µg/m^3	J+	LCSH
SG-CAL-01A-5	09/16/2021	Trichloroethene	135	µg/m^3	J+	LCSH
SG-CAL-01A-25	02/01/2022	1,2-Dichloroethane	4.0	µg/m^3	J+	CCVH
SG-CAL-01A-5	09/30/2022	1,1-Dichloroethane	<100	µg/m^3	R	LEAK
SG-CAL-01A-5	09/30/2022	1,2-Dichloroethane	<20	µg/m^3	R	LEAK
SG-CAL-01A-5	09/30/2022	1,1-Dichloroethene	<100	µg/m^3	R	LEAK
SG-CAL-01A-5	09/30/2022	cis-1,2-Dichloroethene	<100	µg/m^3	R	LEAK
SG-CAL-01A-5	09/30/2022	trans-1,2-Dichloroethene	<100	µg/m^3	R	LEAK

TABLE A-12

HISTORICAL VALIDATION ACTION SUMMARY

Former Ford Aeronutronic Facility

Newport Beach, California

Sample ID	Sample Date	Compound	Lab Result	Units	Qualifier	Reason Codes
SG-CAL-01A-5	09/30/2022	Tetrachloroethene	<20	µg/m^3	R	LEAK
SG-CAL-01A-5	09/30/2022	1,1,1-Trichloroethane	<100	µg/m^3	R	LEAK
SG-CAL-01A-5	09/30/2022	Trichloroethene	74	µg/m^3	R	LEAK
SG-CAL-01A-5	09/30/2022	Vinyl chloride	<10	µg/m^3	R	LEAK
SG-CT-01-16	09/16/2021	Tetrachloroethene	365	µg/m^3	J+	ICR2/LCSH
SG-CT-01-16	09/16/2021	Trichloroethene	5,080	µg/m^3	J+	LCSH
SG-CT-01-5	09/16/2021	Tetrachloroethene	77	µg/m^3	J+	ICR2/LCSH
SG-CT-01-5	09/16/2021	Trichloroethene	249	µg/m^3	J+	LCSH
SG-CT-02-16	09/16/2021	Tetrachloroethene	512	µg/m^3	J+	ICR2/LCSH
SG-CT-02-16	09/16/2021	Trichloroethene	6,280	µg/m^3	J+	LCSH
SG-CT-02-5	09/16/2021	Tetrachloroethene	170	µg/m^3	J+	ICR2/LCSH
SG-CT-02-5	09/16/2021	Trichloroethene	626	µg/m^3	J+	LCSH
SG-CT-02-5	10/12/2022	1,1-Dichloroethane	<100	µg/m^3	UJ	ISL
SG-CT-02-5	10/12/2022	1,2-Dichloroethane	<20	µg/m^3	UJ	ISL
SG-CT-02-5	10/12/2022	1,1-Dichloroethene	<100	µg/m^3	UJ	ISL
SG-CT-02-5	10/12/2022	cis-1,2-Dichloroethene	<100	µg/m^3	UJ	ISL
SG-CT-02-5	10/12/2022	trans-1,2-Dichloroethene	<100	µg/m^3	UJ	ISL
SG-CT-02-5	10/12/2022	Tetrachloroethene	120	µg/m^3	J+	ISL
SG-CT-02-5	10/12/2022	1,1,1-Trichloroethane	<100	µg/m^3	UJ	ISL
SG-CT-02-5	10/12/2022	Trichloroethene	280	µg/m^3	J+	ISL
SG-CT-02-5	10/12/2022	Vinyl chloride	<10	µg/m^3	UJ	ISL
SG-CT-03-16	09/20/2021	Trichloroethene	7,840	µg/m^3	J	ICR2
SG-CT-03-5	09/20/2021	Trichloroethene	821	µg/m^3	J	ICR2
SG-ROW-01-50-GGW	09/24/2020	1,1-Dichloroethane	9.2	µg/L	J+	MSH/MSDH
SG-ROW-01-50-GGW	09/24/2020	1,1-Dichloroethene	22	µg/L	J+	MSH/MSDH
SG-ROW-01-50-GGW	09/24/2020	cis-1,2-Dichloroethene	50	µg/L	J+	MSH/MSDH
SG-ROW-01-50-GGW	09/24/2020	trans-1,2-Dichloroethene	4.8	µg/L	J+	MSH
SG-ROW-01-50-GGW	09/24/2020	Trichloroethene	180	µg/L	J+	MSH/MSDH
SG-ROW-01A-14.5	09/20/2021	Trichloroethene	10,100	µg/m^3	J	ICR2
SG-ROW-01A-24.5	09/20/2021	Trichloroethene	8,420	µg/m^3	J	ICR2
SG-ROW-01A-5.5	09/20/2021	Trichloroethene	5,420	µg/m^3	J	ICR2
SG-ROW-01A-14.5	01/24/2022	Tetrachloroethene	16	µg/m^3	J+	BL1/ICRSD
SG-ROW-01A-14.5	01/24/2022	Trichloroethene	9,290	µg/m^3	J	ICRSD
SG-ROW-01A-24.5	01/24/2022	Tetrachloroethene	14	µg/m^3	J+	BL1/ICRSD
SG-ROW-01A-24.5	01/24/2022	Trichloroethene	7,790	µg/m^3	J	ICRSD
SG-ROW-01A-5.5	01/24/2022	Tetrachloroethene	12	µg/m^3	J+	BL1/ICRSD
SG-ROW-01A-5.5	01/24/2022	Trichloroethene	4,490	µg/m^3	J	ICRSD
SG-ROW-01A-5.5	09/19/2022	1,1-Dichloroethane	<100	µg/m^3	UJ	SSL
SG-ROW-01A-5.5	09/19/2022	1,2-Dichloroethane	<20	µg/m^3	UJ	SSL
SG-ROW-01A-5.5	09/19/2022	1,1-Dichloroethene	290	µg/m^3	J-	SSL
SG-ROW-01A-5.5	09/19/2022	cis-1,2-Dichloroethene	<100	µg/m^3	UJ	SSL
SG-ROW-01A-5.5	09/19/2022	trans-1,2-Dichloroethene	<100	µg/m^3	UJ	SSL
SG-ROW-01A-5.5	09/19/2022	Tetrachloroethene	<20	µg/m^3	UJ	SSL
SG-ROW-01A-5.5	09/19/2022	1,1,1-Trichloroethane	<100	µg/m^3	UJ	SSL
SG-ROW-01A-5.5	09/19/2022	Trichloroethene	3,900	µg/m^3	J-	SSL
SG-ROW-01A-5.5	09/19/2022	Vinyl chloride	<10	µg/m^3	UJ	SSL

TABLE A-12

HISTORICAL VALIDATION ACTION SUMMARY

Former Ford Aeronutronic Facility

Newport Beach, California

Abbreviations and Data Qualifiers

< = The constituent was not detected at or above the laboratory reporting limit shown.
µg/L = micrograms per liter
µg/m^3 = micrograms per meter cubed
AA = Ambient (outdoor) air
BL1 = Result qualified due to laboratory blank.
BL2 = Result qualified due to field or equipment blank.
BL3 = Result qualified due to trip blank.
CAL = Caltrans
CCVH = Continuing calibration verification recovery greater than upper control limit
CCVL = Continuing calibration verification recovery less than lower control limit
CS = Crawl space
FD = Field duplicate relative percent difference (RPD) criteria exceeded
GGW = Grab ground water
GRAB = Grab sample
ICR2= Initial calibration exceeded the R2 for the first order regression
ICRSD= Initial calibration RSD exceeded
ICV = Initial calibration linearity outside limit
ICVSH = Initial calibration verification recovery greater than upper control limit
ISH = Internal standard response exceeded upper control limit
ISL = Internal standard response exceeded lower control limit
J = The result is an estimated quantity. The associated numerical value is the approximate concentration of the analyte in the sample.
J- = The result is an estimated quantity, but the result may be biased low.
J+ = The result is an estimated quantity, but the result may be biased high.
LCSDH = Laboratory Control Sample Duplicate recovery greater than criteria
LCSDL = Laboratory control spike duplicate recovery less than the criteria
LCSH = Laboratory control spike recovery greater than criteria
LCSL = Laboratory control spike recovery less than the criteria
LCSP = LCS/LCSD RPD criteria exceeded
LEAK = Canister leak
LR = Concentration above linear calibration range
M = Mitigated; indoor air samples collected with air purifier(s) running represent mitigated indoor air conditions.
MSDH = Matrix spike duplicate recovery criteria greater than the upper limit
MSDL = Matrix spike duplicate recovery criteria less than the lower limit
MSDP = MSD RPD criteria exceedance
MSH = Matrix spike recovery criteria greater than the upper limit
MSL = Matrix spike recovery criteria less than the lower limit
NREP = Non-representative sample
PSG = Perimeter soil gas
R = The data are unusable. The sample results are rejected due to serious deficiencies in meeting QC criteria. The analyte may or may not be present in the sample.
REP = Replicate
ROW= City of Newport Beach right-of-way property
RR = Re-run
SG = Soil gas
SP = Sample preservation
SSH = Surrogate recovery greater than upper control limit
SSL = Surrogate recovery less than lower control limit
SS = Sub-slab
TIC = Tentatively identified compound
U = The analyte was analyzed for but was not detected above the level of the reported sample quantitation limit.
UJ = The analyte was analyzed for, but was not detected. The reported quantitation limit is approximate and may be inaccurate or imprecise.

APPENDIX B

Trend Plots

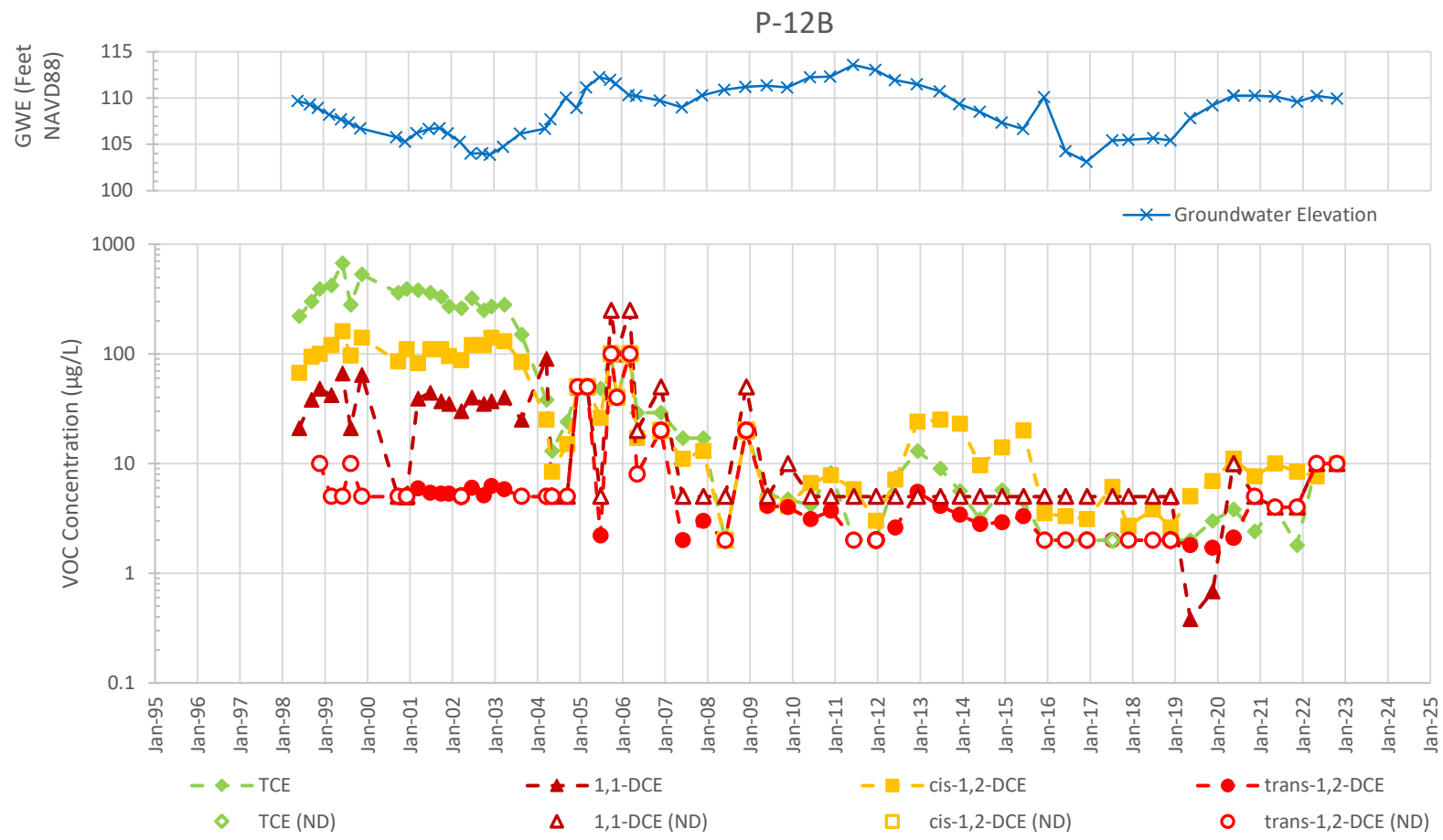

Note

Historical data (pre-August 2006) was obtained from Arcadis.

Abbreviations

µg/L = micrograms per liter

GWE = groundwater elevation

NAVD88 = North American Vertical Datum of 1988

ND = non-detect value plotted at the reporting limit

DCE = dichloroethene

TCE = trichloroethene

VOC = volatile organic compound

VOC CONCENTRATIONS AND GROUNDWATER ELEVATIONS OVER TIME
Former Ford Aeronutronic Property
Newport Beach, California

wsp	By: CP	Proj. No. 8622397102.01.1G
	Date: 12/14/2022	Figure **B-1**

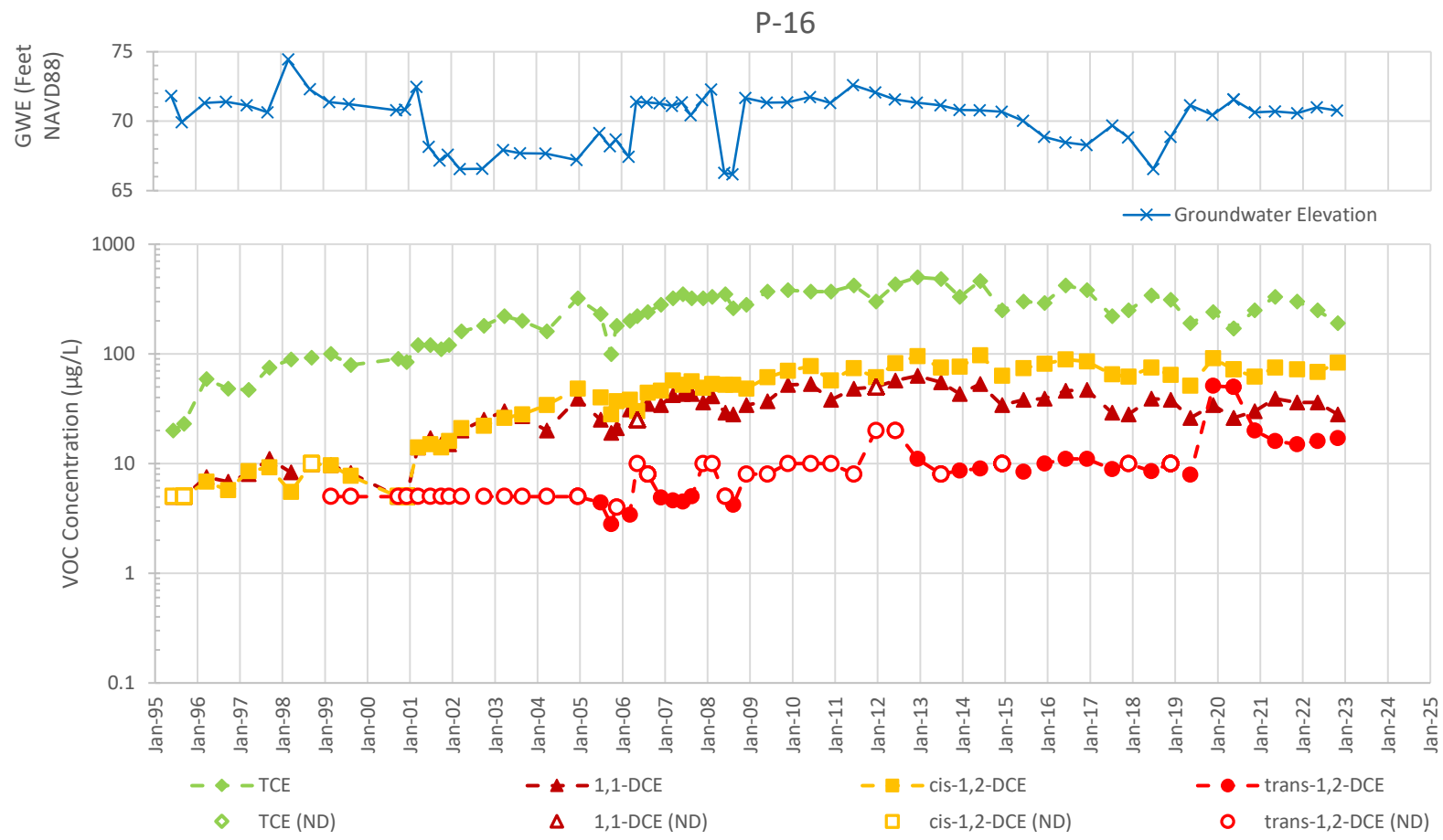

Note

Historical data (pre-August 2006) was obtained from Arcadis.

Abbreviations

µg/L = micrograms per liter
GWE = groundwater elevation
NAVD88 = North American Vertical Datum of 1988
ND = non-detect value plotted at the reporting limit
DCE = dichloroethene
TCE = trichloroethene
VOC = volatile organic compound

VOC CONCENTRATIONS AND GROUNDWATER ELEVATIONS OVER TIME
Former Ford Aeronutronic Property
Newport Beach, California

WSP	By: CP	Proj. No. 8622397102.01.1G
	Date: 12/14/2022	Figure **B-2**

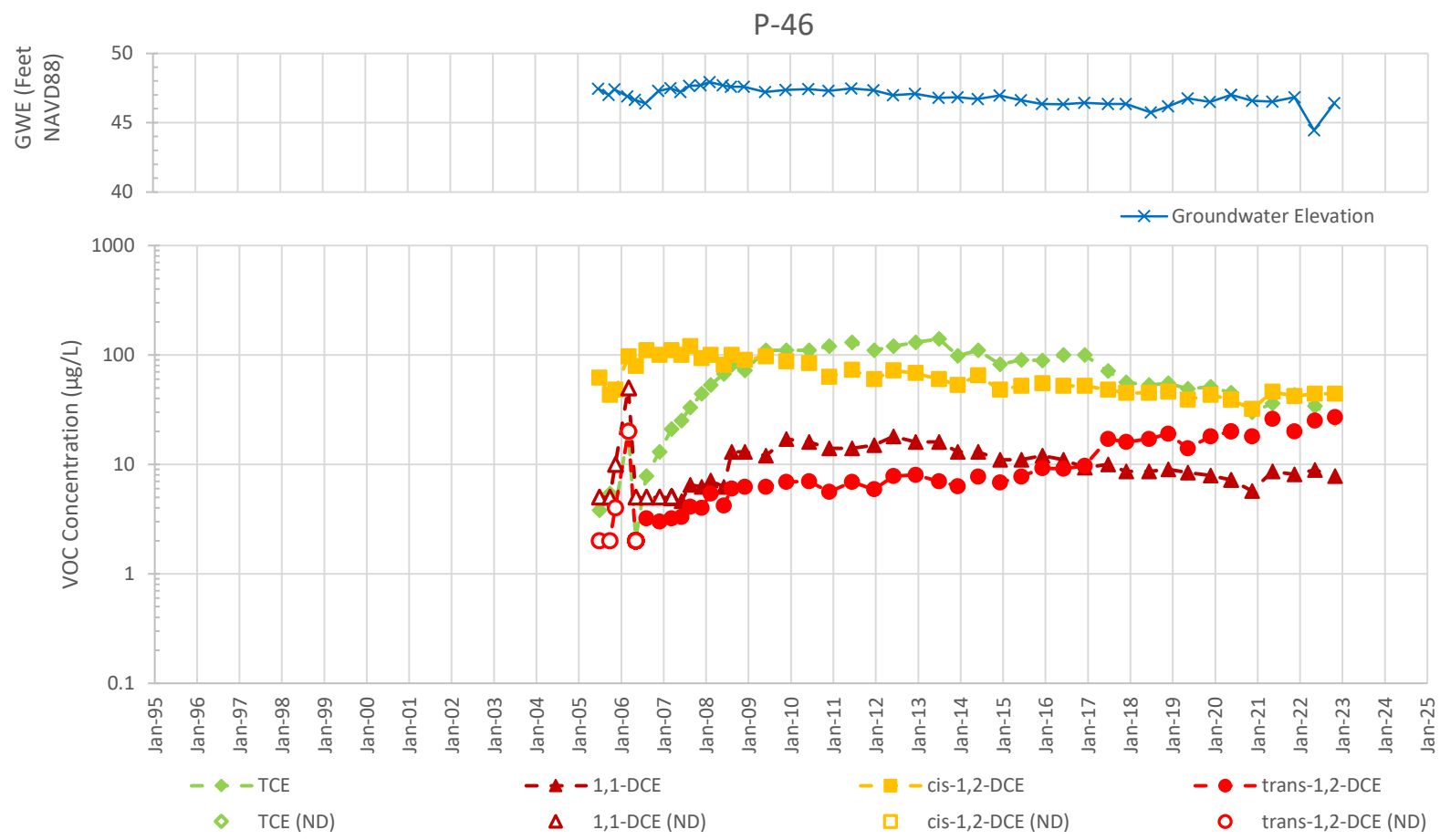

Note

Historical data (pre-August 2006) was obtained from Arcadis.

Abbreviations

µg/L = micrograms per liter
GWE = groundwater elevation
NAVD88 = North American Vertical Datum of 1988
ND = non-detect value plotted at the reporting limit

DCE = dichloroethene
TCE = trichloroethene
VOC = volatile organic compound

VOC CONCENTRATIONS AND GROUNDWATER ELEVATIONS OVER TIME
Former Ford Aeronutronic Property
Newport Beach, California

wsp	By: CP	Proj. No. 8622397102.01.1G
	Date: 12/14/2022	Figure B-3

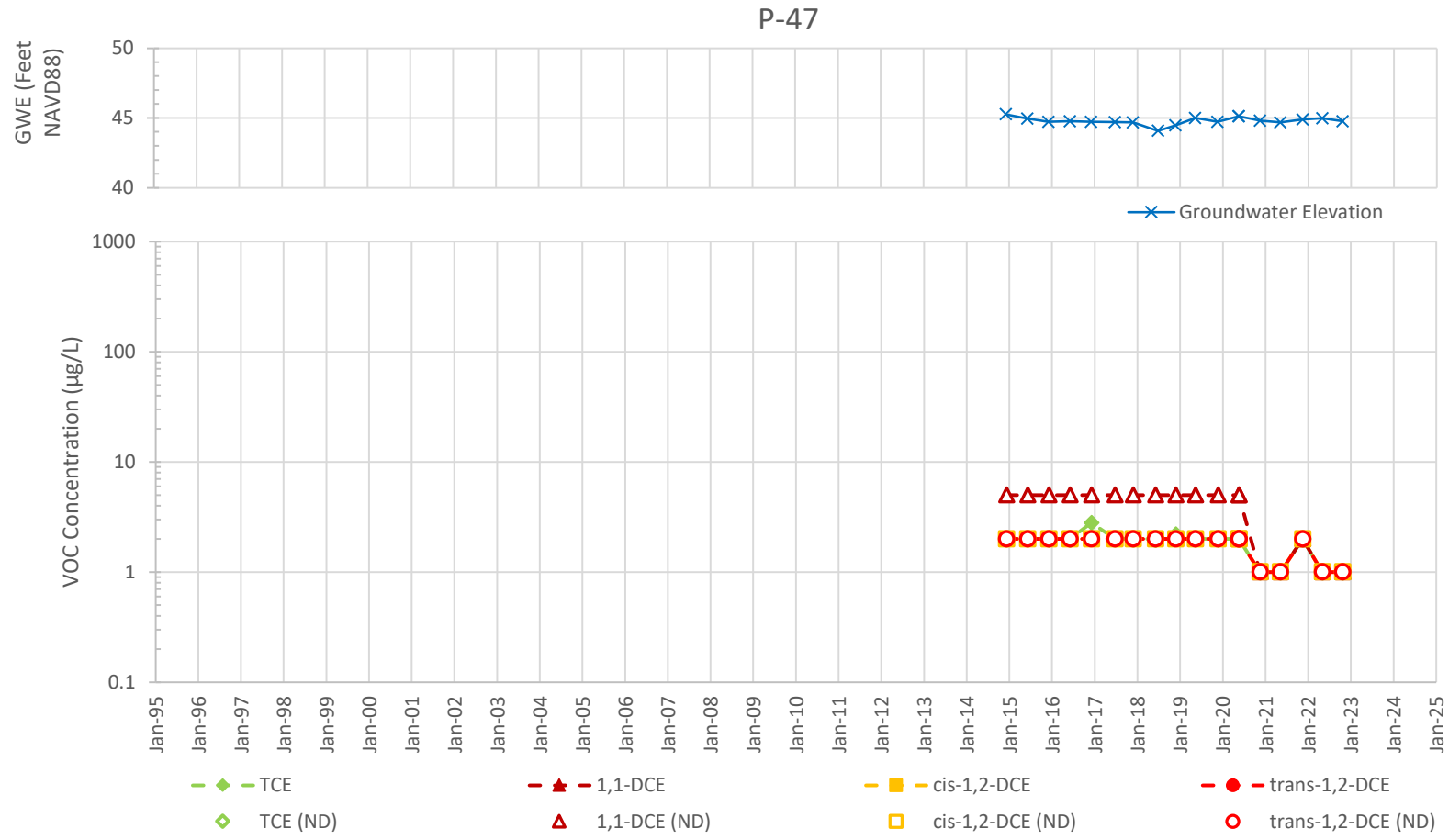

Abbreviations

µg/L = micrograms per liter

GWE = groundwater elevation

NAVD88 = North American Vertical Datum of 1988

ND = non-detect value plotted at the reporting limit

DCE = dichloroethene

TCE = trichloroethene

VOC = volatile organic compound

VOC CONCENTRATIONS AND GROUNDWATER ELEVATIONS OVER TIME
Former Ford Aeronutronic Property
Newport Beach, California

wsp	By: CP	Proj. No. 8622397102.01.1G
	Date: 12/14/2022	Figure **B-4**

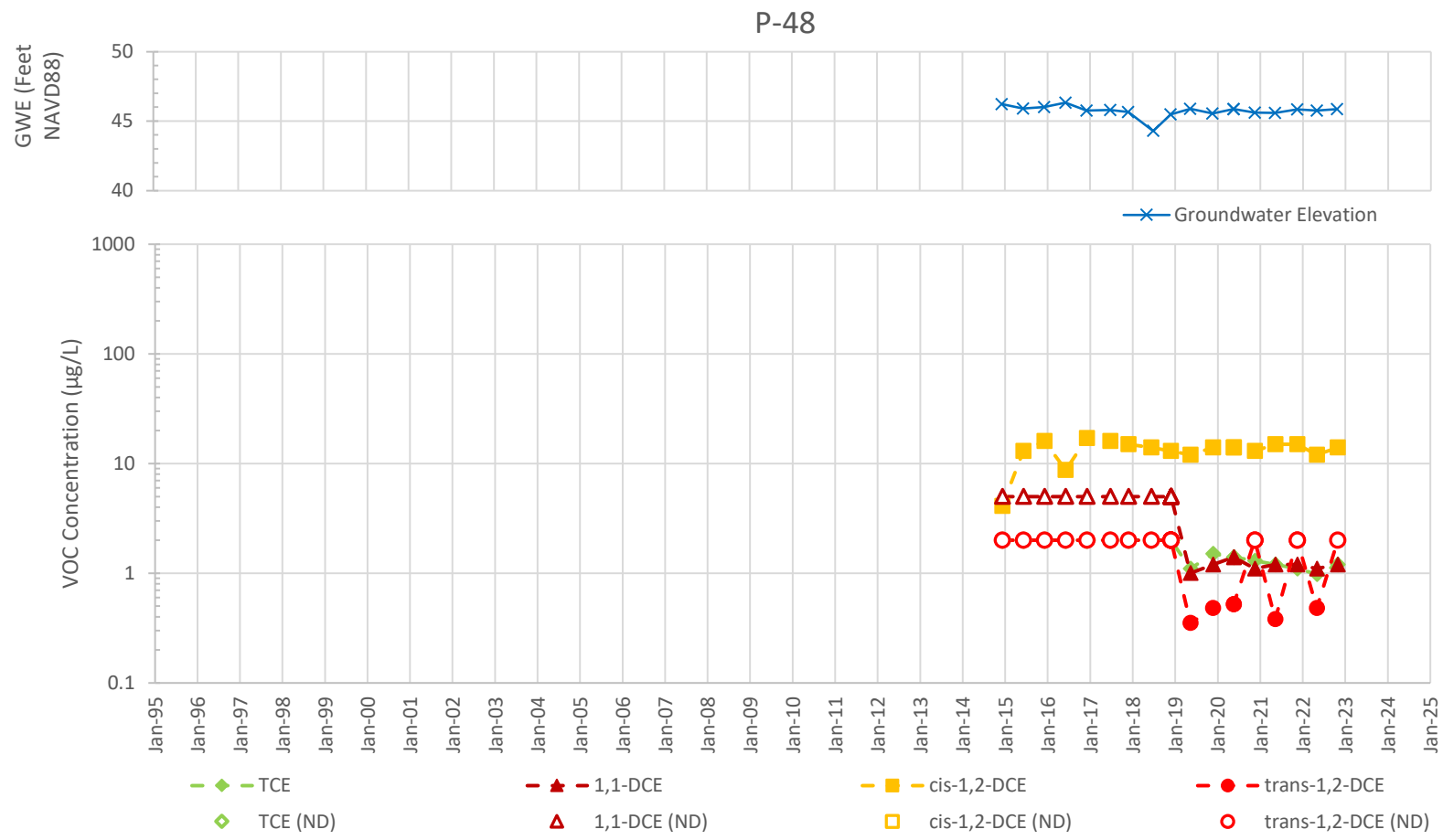

Abbreviations

µg/L = micrograms per liter

GWE = groundwater elevation

NAVD88 = North American Vertical Datum of 1988

ND = non-detect value plotted at the reporting limit

DCE = dichloroethene

TCE = trichloroethene

VOC = volatile organic compound

VOC CONCENTRATIONS AND GROUNDWATER ELEVATIONS OVER TIME
Former Ford Aeronutronic Property
Newport Beach, California

wsp	By: CP	Proj. No. 8622397102.01.1G
	Date: 12/14/2022	Figure **B-5**

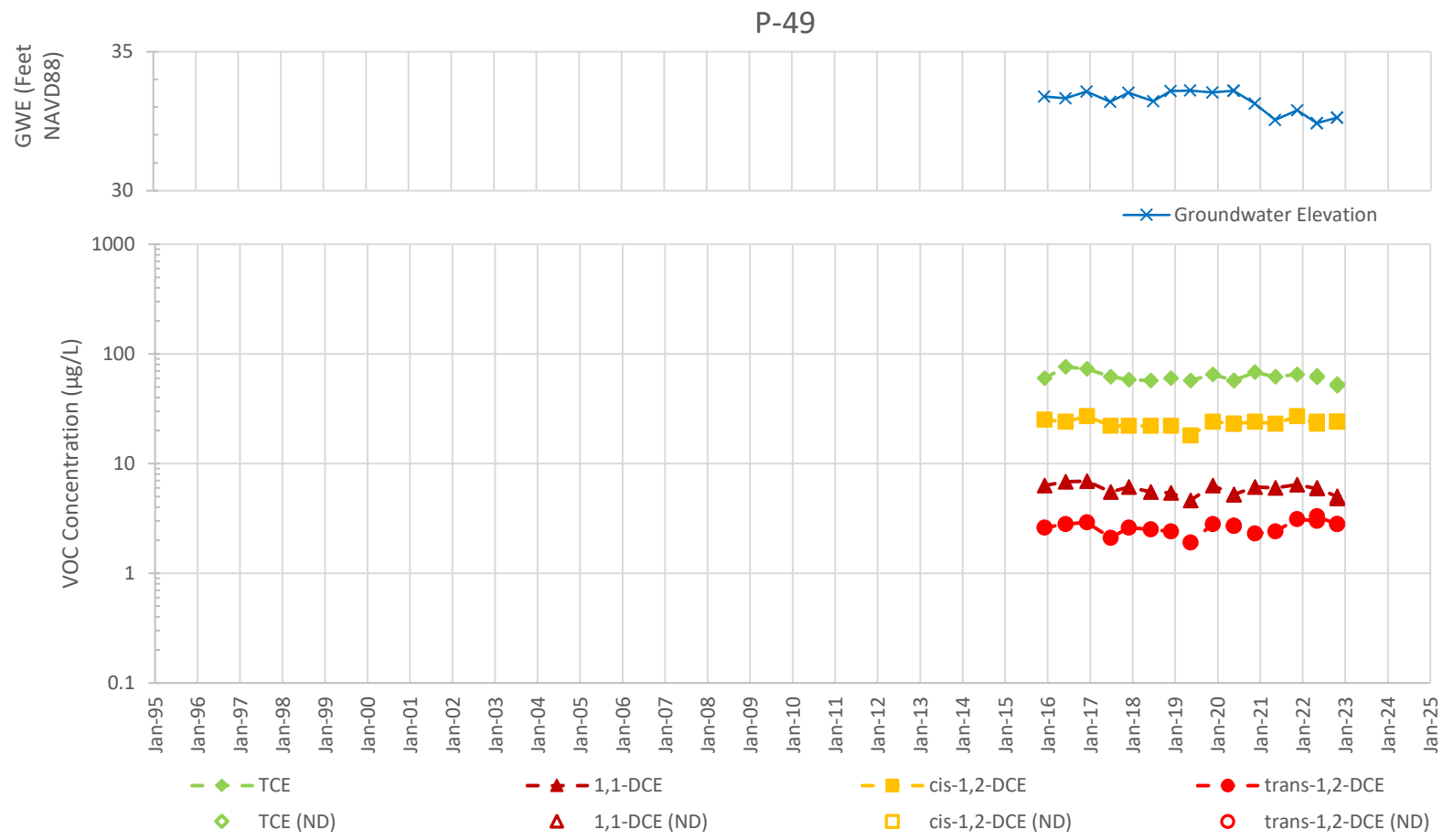

Abbreviations

µg/L = micrograms per liter

GWE = groundwater elevation

NAVD88 = North American Vertical Datum of 1988

ND = non-detect value plotted at the reporting limit

DCE = dichloroethene

TCE = trichloroethene

VOC = volatile organic compound

VOC CONCENTRATIONS AND GROUNDWATER ELEVATIONS OVER TIME
Former Ford Aeronutronic Property
Newport Beach, California

wsp	By: CP	Proj. No. 8622397102.01.1G
	Date: 12/14/2022	Figure **B-6**

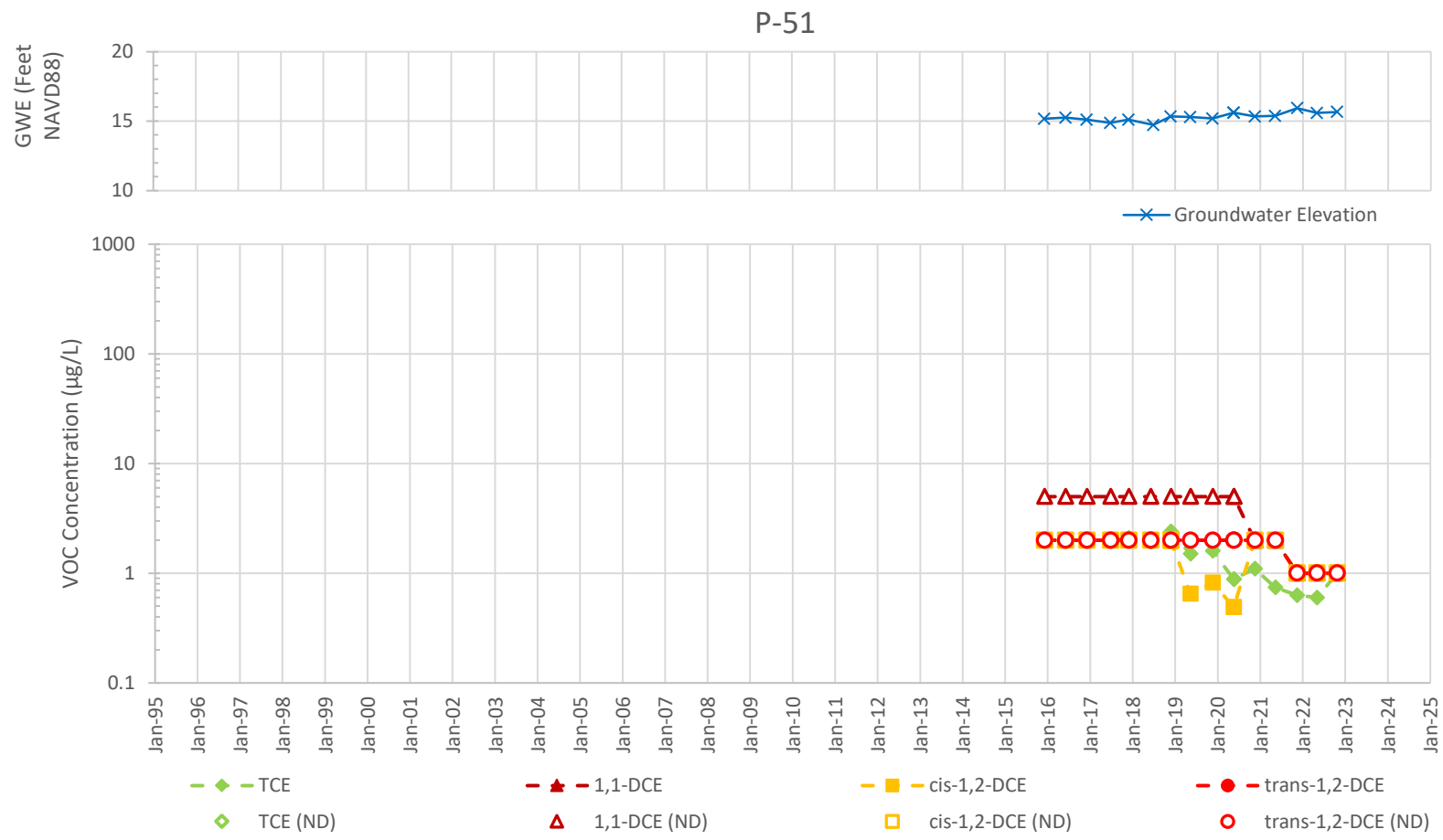

Abbreviations

µg/L = micrograms per liter

GWE = groundwater elevation

NAVD88 = North American Vertical Datum of 1988

ND = non-detect value plotted at the reporting limit

DCE = dichloroethene

TCE = trichloroethene

VOC = volatile organic compound

VOC CONCENTRATIONS AND GROUNDWATER ELEVATIONS OVER TIME
Former Ford Aeronutronic Property
Newport Beach, California

wsp	By: CP	Proj. No. 8622397102.01.1G
	Date: 12/14/2022	Figure **B-7**

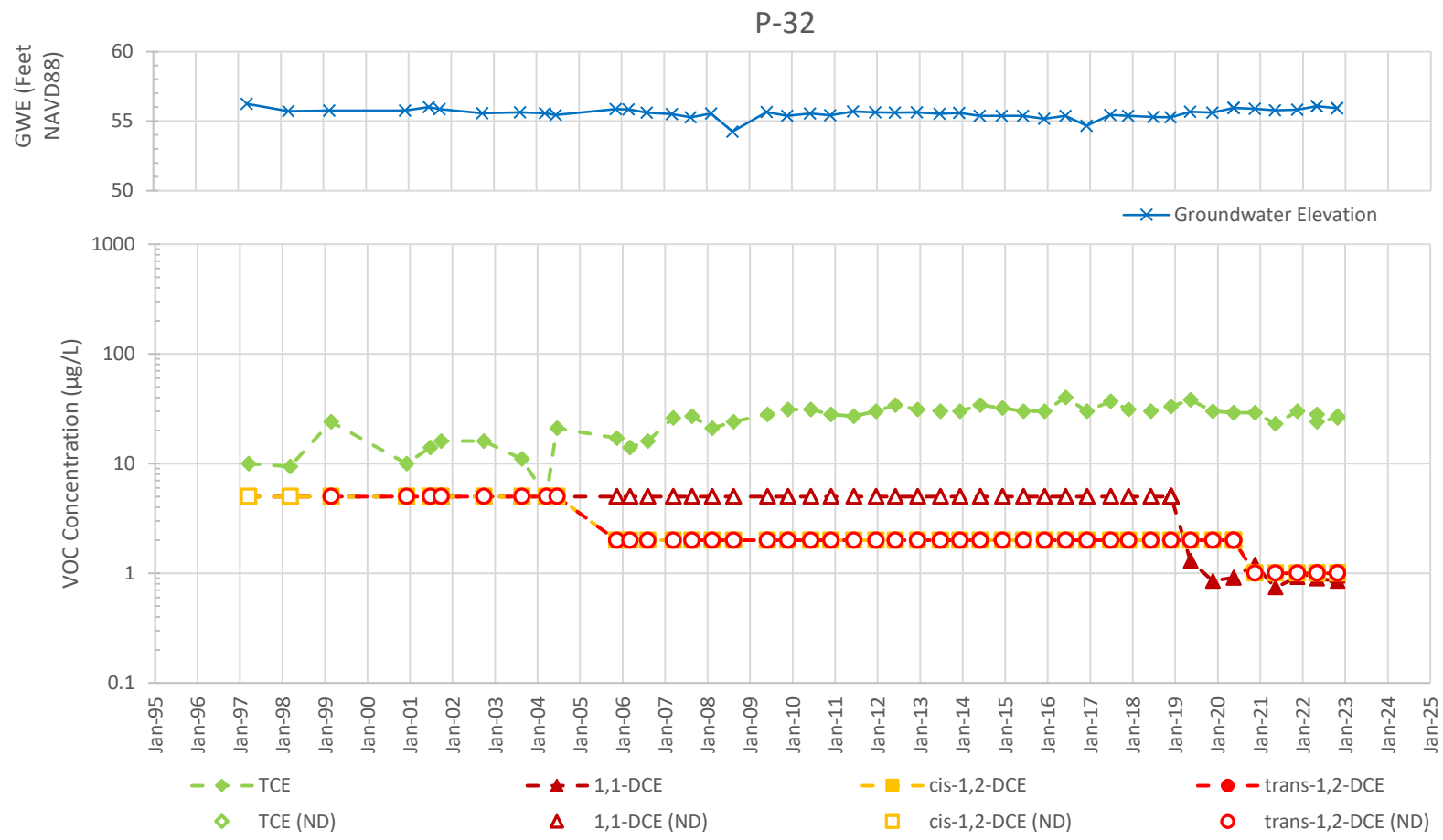

Note

Historical data (pre-August 2006) was obtained from Arcadis.

Abbreviations

µg/L = micrograms per liter
GWE = groundwater elevation
NAVD88 = North American Vertical Datum of 1988
ND = non-detect value plotted at the reporting limit
DCE = dichloroethene
TCE = trichloroethene
VOC = volatile organic compound

VOC CONCENTRATIONS AND GROUNDWATER ELEVATIONS OVER TIME
Former Ford Aeronutronic Property
Newport Beach, California

wsp	By: CP	Proj. No. 8622397102.01.1G
	Date: 12/14/2022	Figure B-8

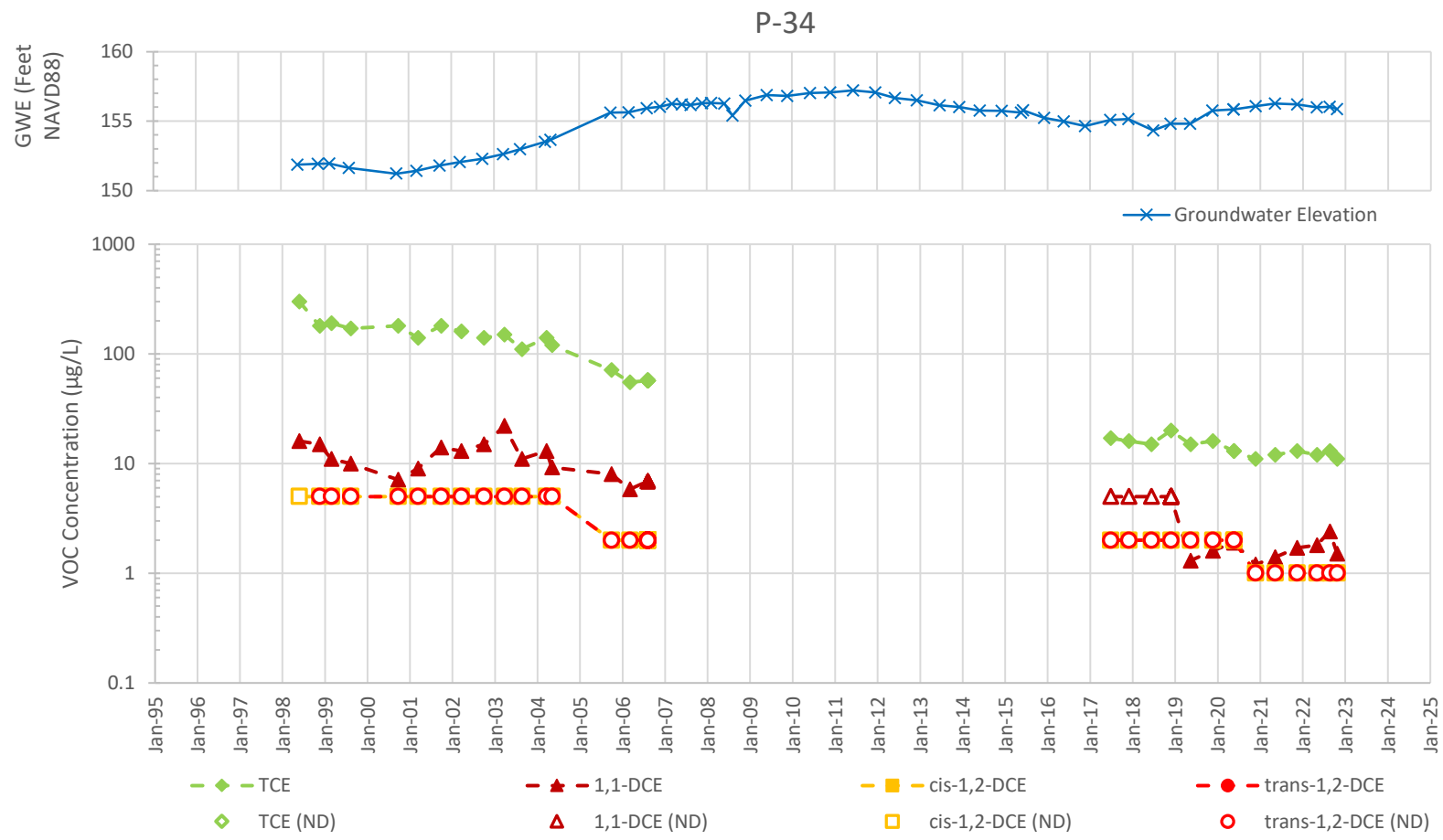

Note

Historical data (pre-August 2006) was obtained from Arcadis.

Abbreviations

µg/L = micrograms per liter

GWE = groundwater elevation

NAVD88 = North American Vertical Datum of 1988

ND = non-detect value plotted at the reporting limit

DCE = dichloroethene

TCE = trichloroethene

VOC = volatile organic compound

VOC CONCENTRATIONS AND GROUNDWATER ELEVATIONS OVER TIME
Former Ford Aeronutronic Property
Newport Beach, California

wsp	By: CP	Proj. No. 8622397102.01.1G
	Date: 12/14/2022	Figure B-9

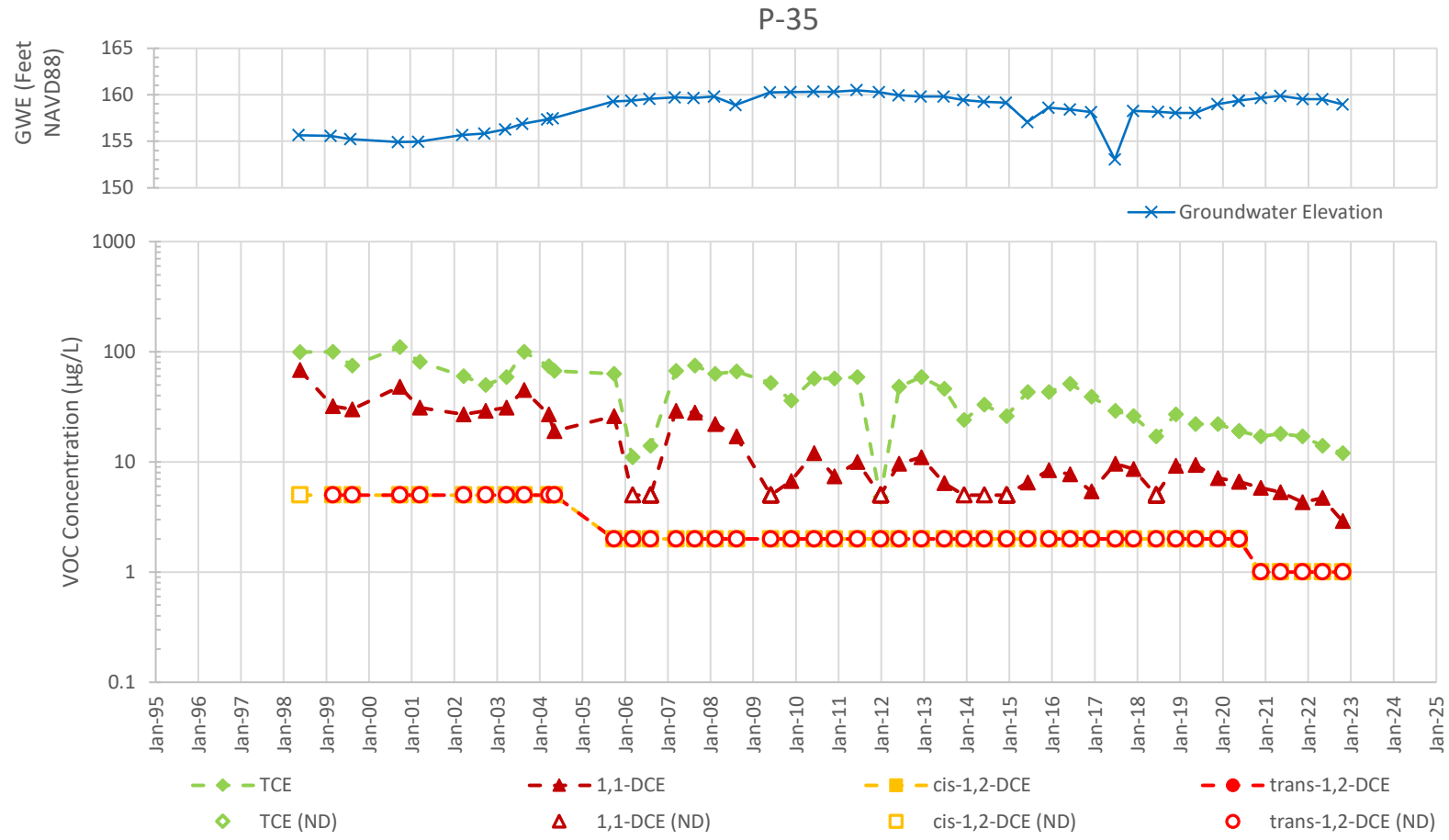

Note

Historical data (pre-August 2006) was obtained from Arcadis.

Abbreviations

µg/L = micrograms per liter

GWE = groundwater elevation

NAVD88 = North American Vertical Datum of 1988

ND = non-detect value plotted at the reporting limit

DCE = dichloroethene

TCE = trichloroethene

VOC = volatile organic compound

VOC CONCENTRATIONS AND GROUNDWATER ELEVATIONS OVER TIME
Former Ford Aeronutronic Property
Newport Beach, California

wsp	By: CP	Proj. No. 8622397102.01.1G
	Date: 12/14/2022	Figure **B-10**

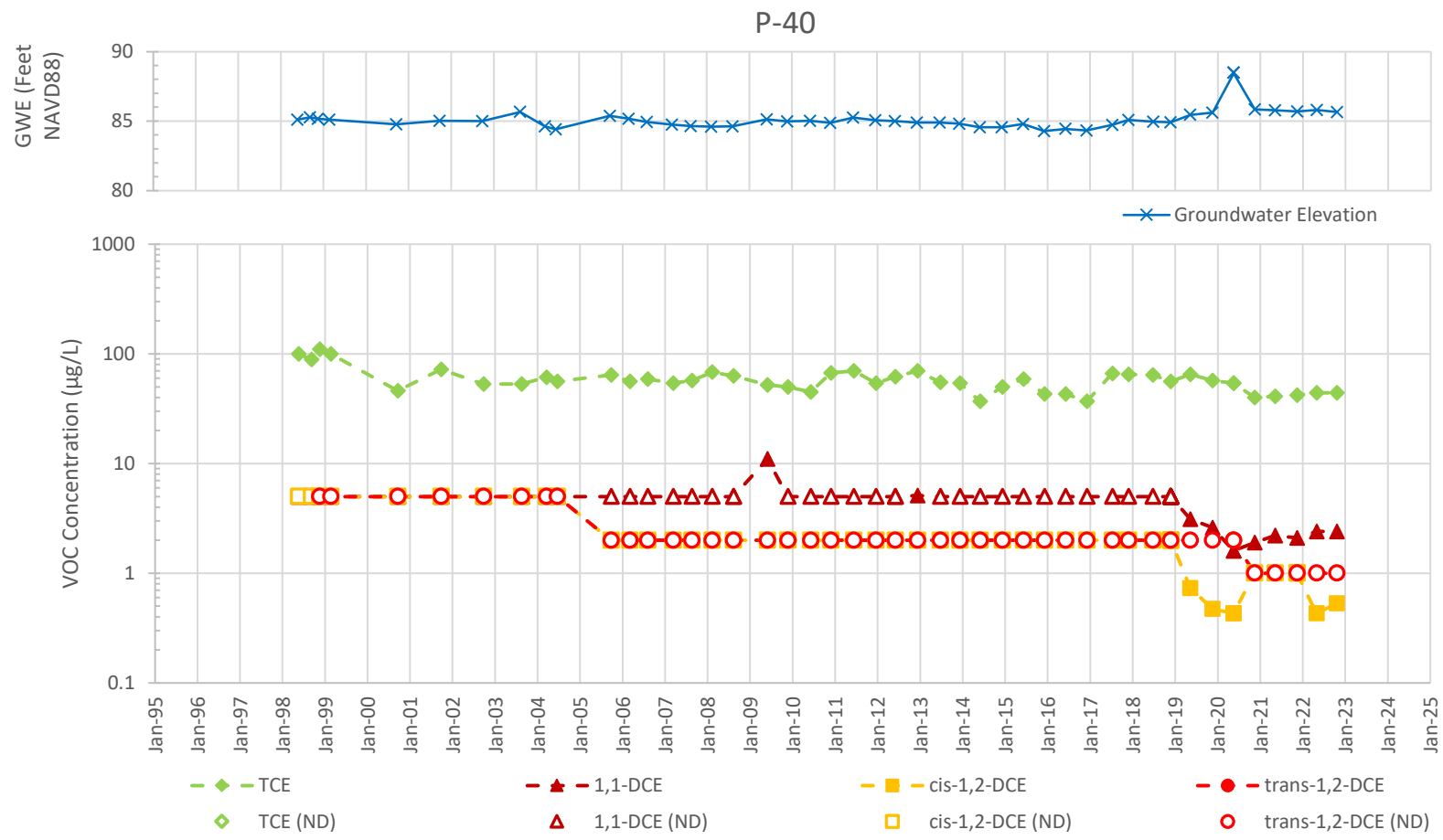

Note

Historical data (pre-August 2006) was obtained from Arcadis.

Abbreviations

µg/L = micrograms per liter
GWE = groundwater elevation
NAVD88 = North American Vertical Datum of 1988
ND = non-detect value plotted at the reporting limit
DCE = dichloroethene
TCE = trichloroethene
VOC = volatile organic compound

VOC CONCENTRATIONS AND GROUNDWATER ELEVATIONS OVER TIME
Former Ford Aeronutronic Property
Newport Beach, California

wsp	By: CP	Proj. No. 8622397102.01.1G
	Date: 12/14/2022	Figure **B-11**

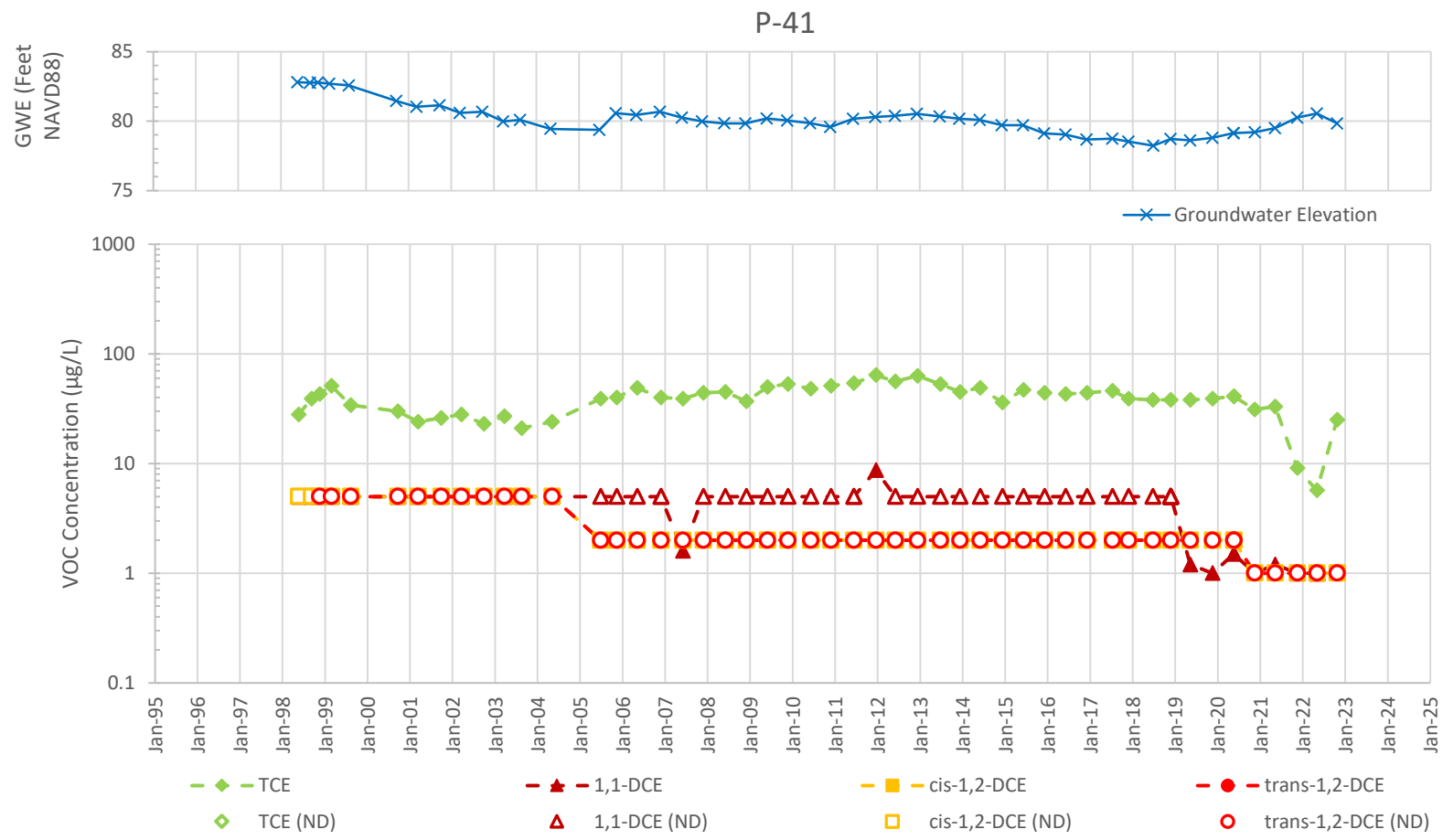

Note

Historical data (pre-August 2006) was obtained from Arcadis.

Abbreviations

µg/L = micrograms per liter

GWE = groundwater elevation

NAVD88 = North American Vertical Datum of 1988

ND = non-detect value plotted at the reporting limit

DCE = dichloroethene

TCE = trichloroethene

VOC = volatile organic compound

VOC CONCENTRATIONS AND GROUNDWATER ELEVATIONS OVER TIME
Former Ford Aeronutronic Property
Newport Beach, California

wsp	By: CP	Proj. No. 8622397102.01.1G
	Date: 12/14/2022	Figure **B-12**

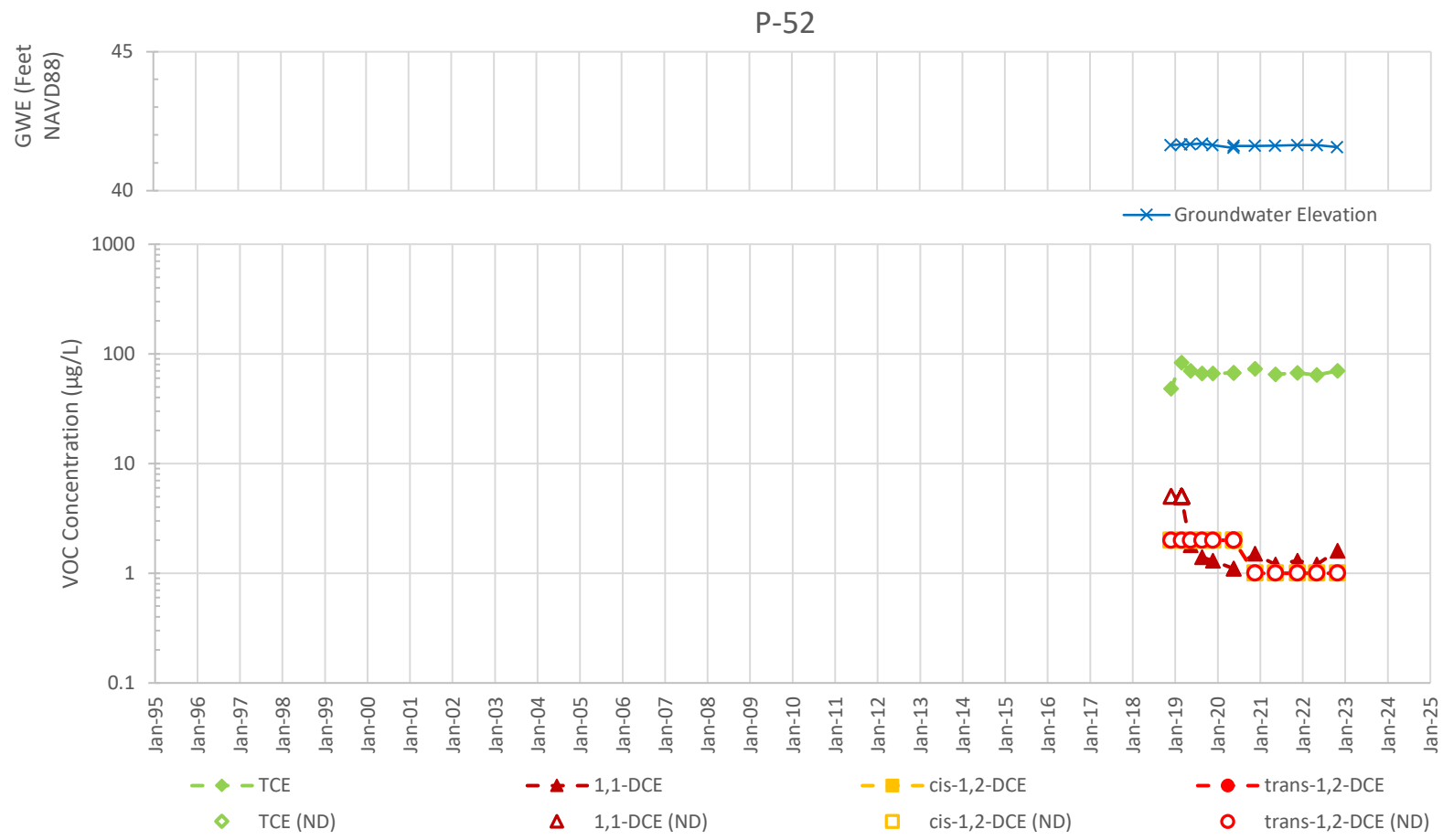

Abbreviations

µg/L = micrograms per liter

GWE = groundwater elevation

NAVD88 = North American Vertical Datum of 1988

ND = non-detect value plotted at the reporting limit

DCE = dichloroethene

TCE = trichloroethene

VOC = volatile organic compound

VOC CONCENTRATIONS AND GROUNDWATER ELEVATIONS OVER TIME
Former Ford Aeronutronic Property
Newport Beach, California

wsp	By: CP	Proj. No. 8622397102.01.1G
	Date: 12/14/2022	Figure **B-13**

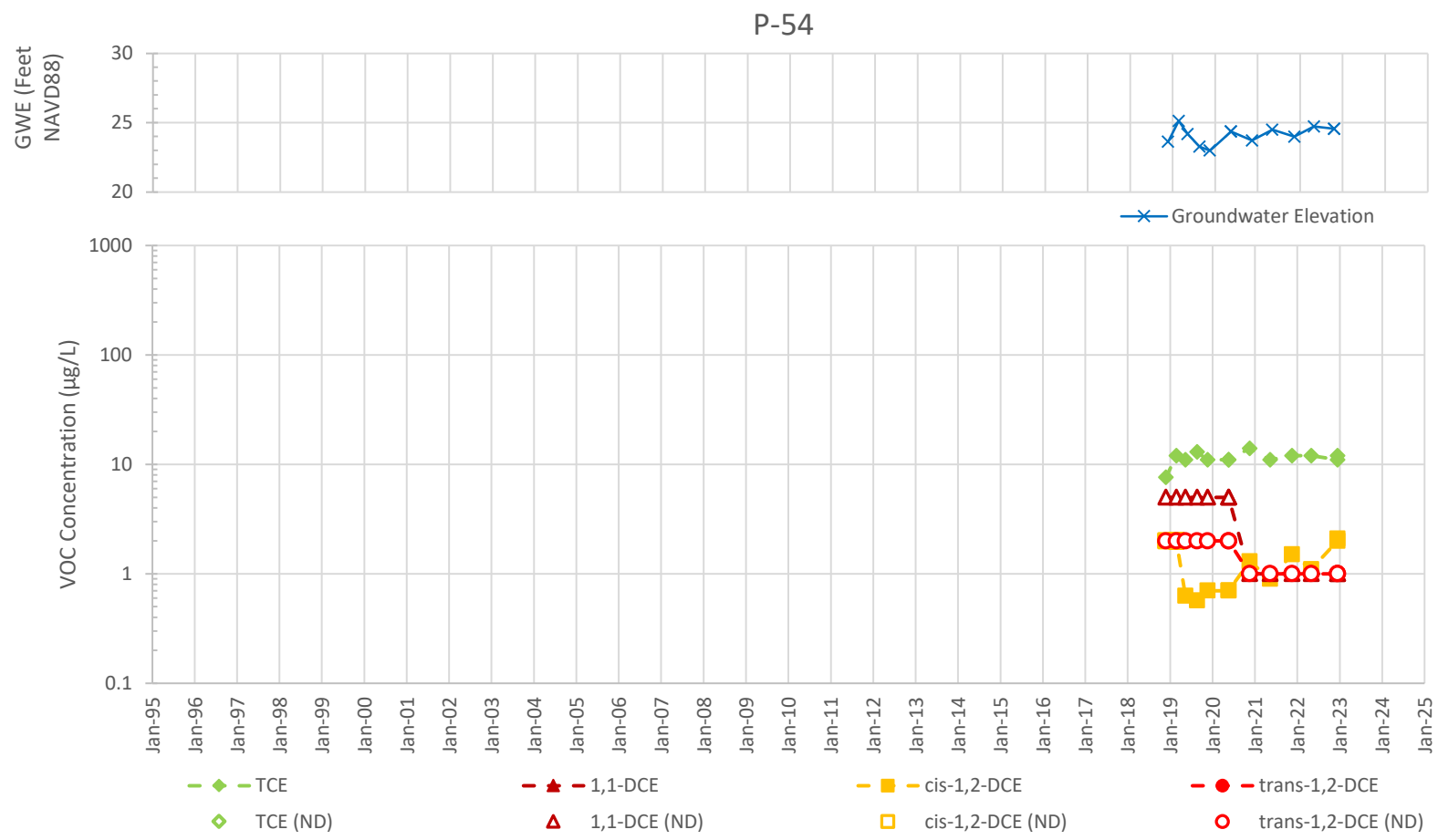

Abbreviations

µg/L = micrograms per liter

GWE = groundwater elevation

NAVD88 = North American Vertical Datum of 1988

ND = non-detect value plotted at the reporting limit

DCE = dichloroethene

TCE = trichloroethene

VOC = volatile organic compound

VOC CONCENTRATIONS AND GROUNDWATER ELEVATIONS OVER TIME
Former Ford Aeronutronic Property
Newport Beach, California

wsp	By: CP	Proj. No. 8622397102.01.1G
	Date: 12/14/2022	Figure **B-14**

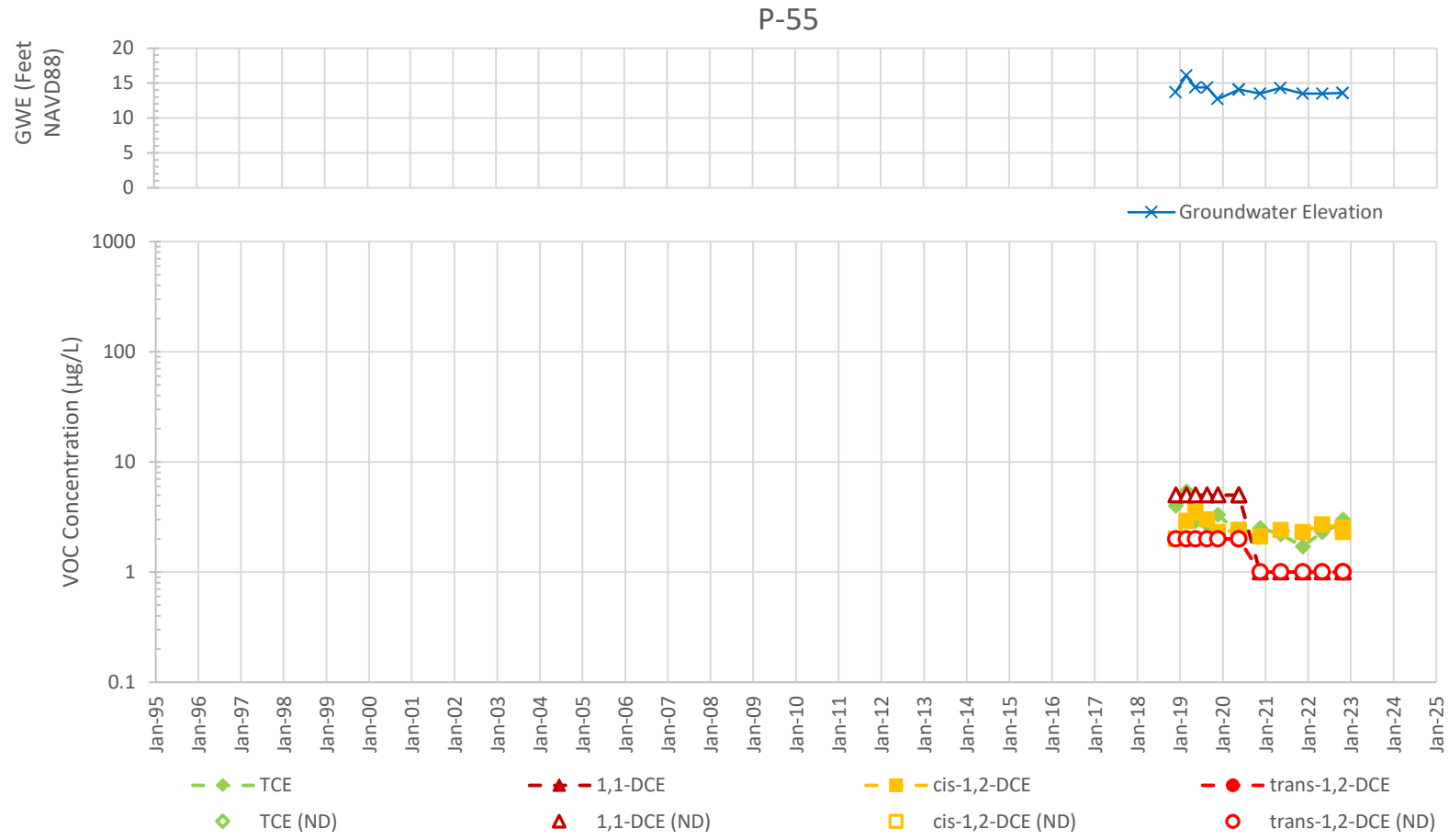

Abbreviations

µg/L = micrograms per liter

GWE = groundwater elevation

NAVD88 = North American Vertical Datum of 1988

ND = non-detect value plotted at the reporting limit

DCE = dichloroethene

TCE = trichloroethene

VOC = volatile organic compound

VOC CONCENTRATIONS AND GROUNDWATER ELEVATIONS OVER TIME
Former Ford Aeronutronic Property
Newport Beach, California

wsp	By: CP	Proj. No. 8622397102.01.1G
	Date: 12/14/2022	Figure **B-15**

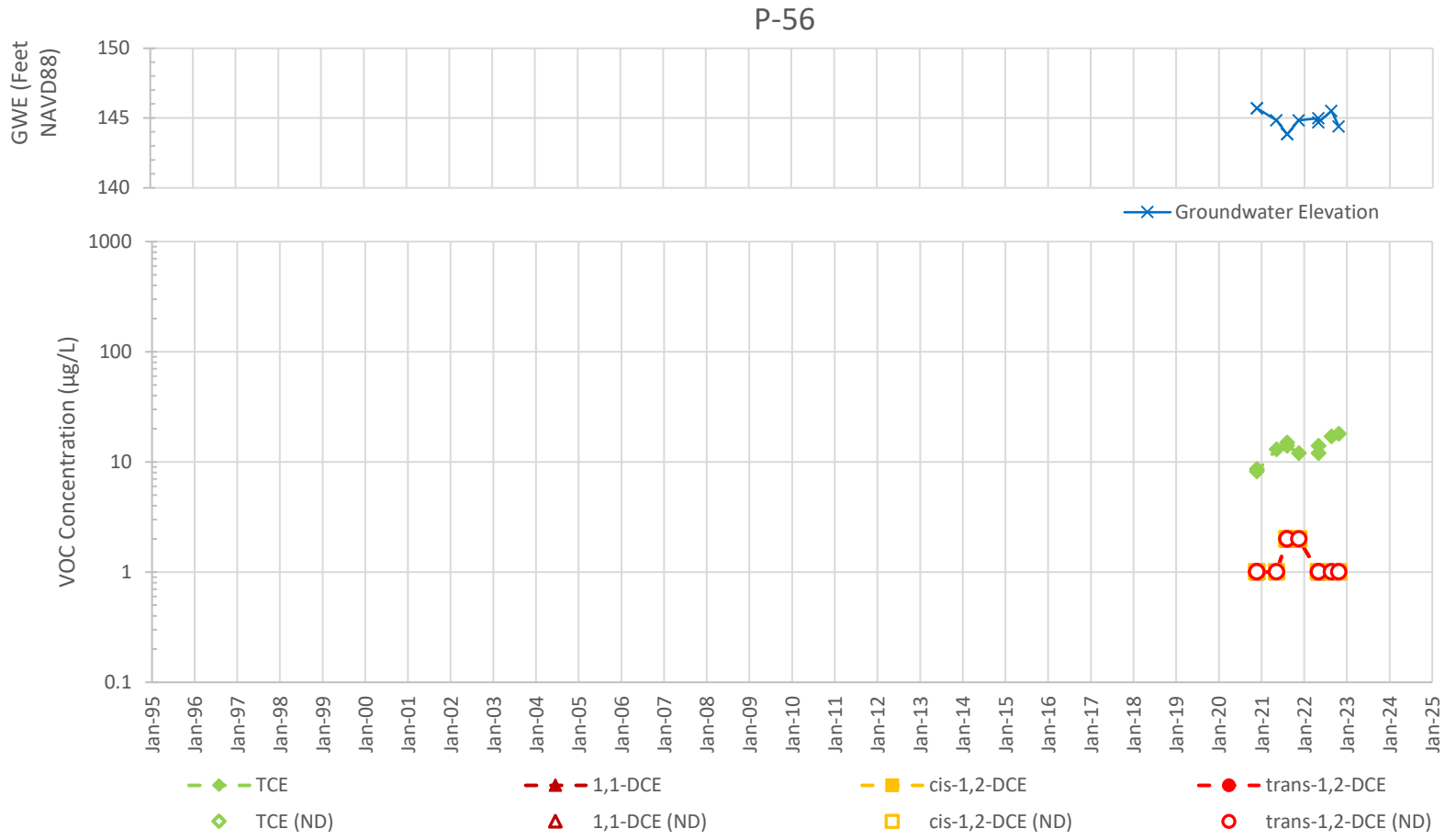

Abbreviations

µg/L = micrograms per liter

GWE = groundwater elevation

NAVD88 = North American Vertical Datum of 1988

ND = non-detect value plotted at the reporting limit

DCE = dichloroethene

TCE = trichloroethene

VOC = volatile organic compound

VOC CONCENTRATIONS AND GROUNDWATER ELEVATIONS OVER TIME
Former Ford Aeronutronic Property
Newport Beach, California

wsp	By: CP	Proj. No. 8622397102.01.1G
	Date: 12/14/2022	Figure **B-16**

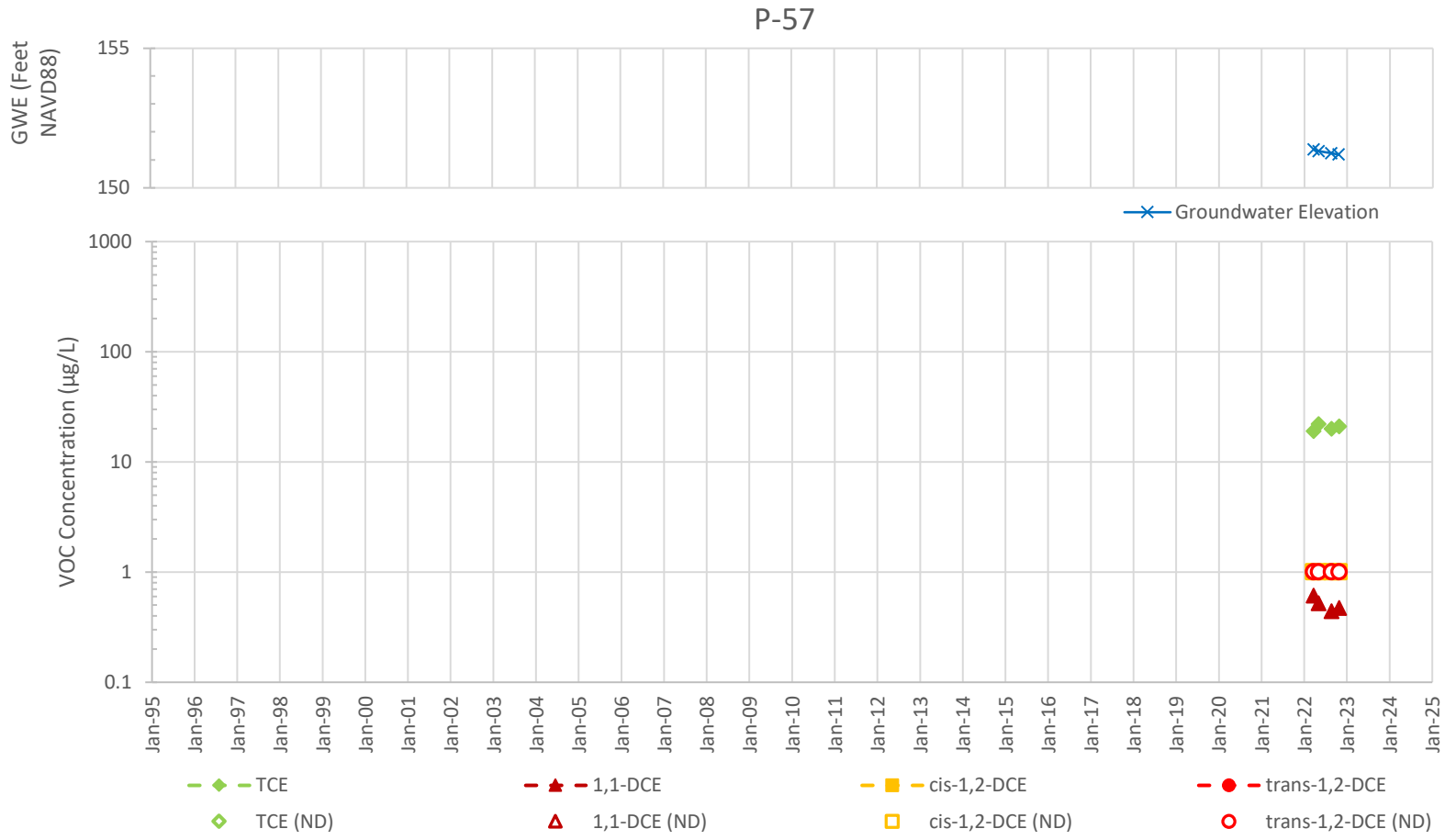

Abbreviations

µg/L = micrograms per liter

GWE = groundwater elevation

NAVD88 = North American Vertical Datum of 1988

ND = non-detect value plotted at the reporting limit

DCE = dichloroethene

TCE = trichloroethene

VOC = volatile organic compound

VOC CONCENTRATIONS AND GROUNDWATER ELEVATIONS OVER TIME
Former Ford Aeronutronic Property
Newport Beach, California

wsp	By: CP	Proj. No. 8622397102.01.1G
	Date: 12/14/2022	Figure **B-17**

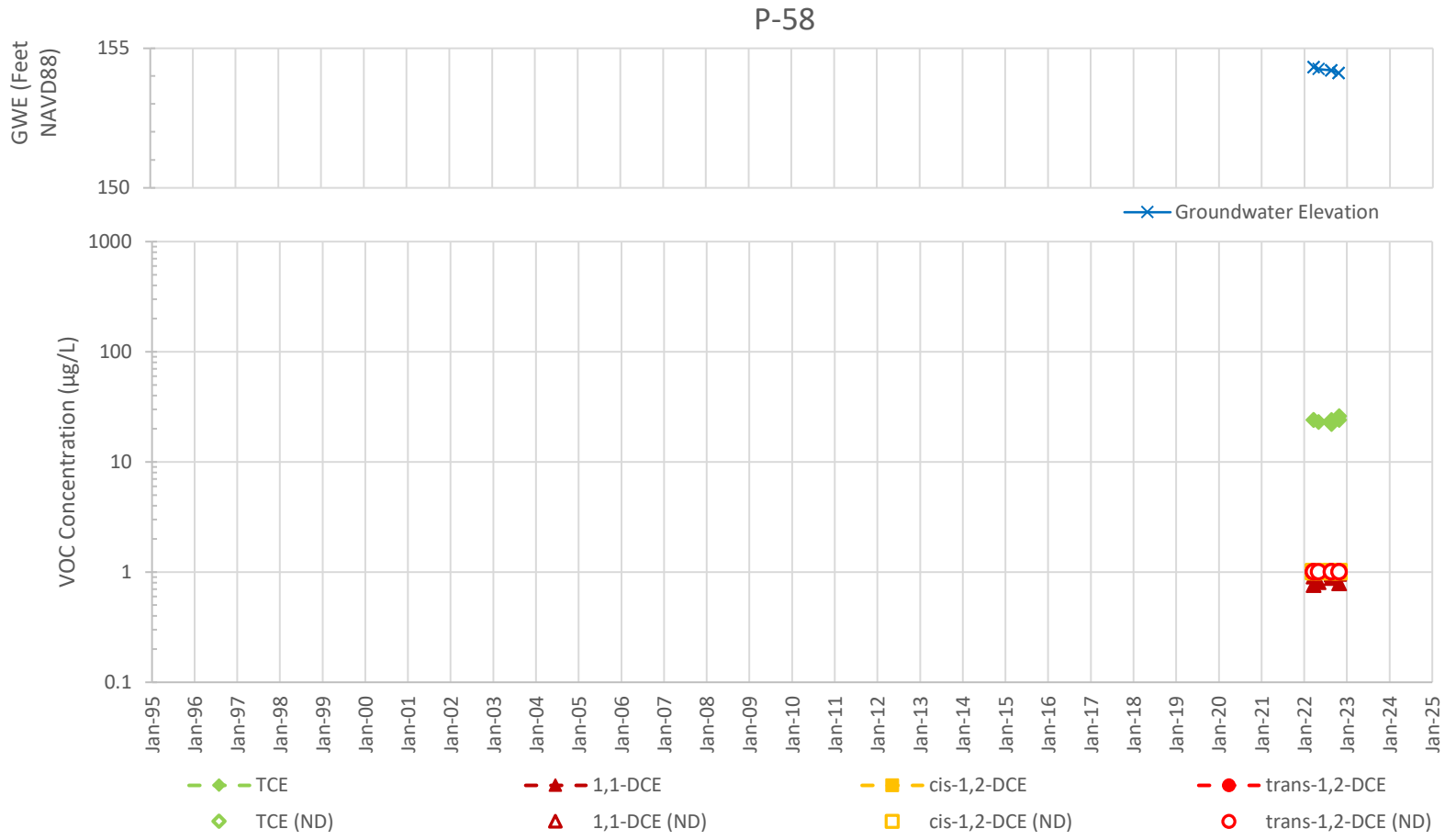

Abbreviations

µg/L = micrograms per liter
GWE = groundwater elevation
NAVD88 = North American Vertical Datum of 1988
ND = non-detect value plotted at the reporting limit

DCE = dichloroethene
TCE = trichloroethene
VOC = volatile organic compound

VOC CONCENTRATIONS AND
GROUNDWATER ELEVATIONS OVER TIME
Former Ford Aeronutronic Property
Newport Beach, California

wsp	By: CP	Proj. No. 8622397102.01.1G
	Date: 12/14/2022	Figure **B-18**

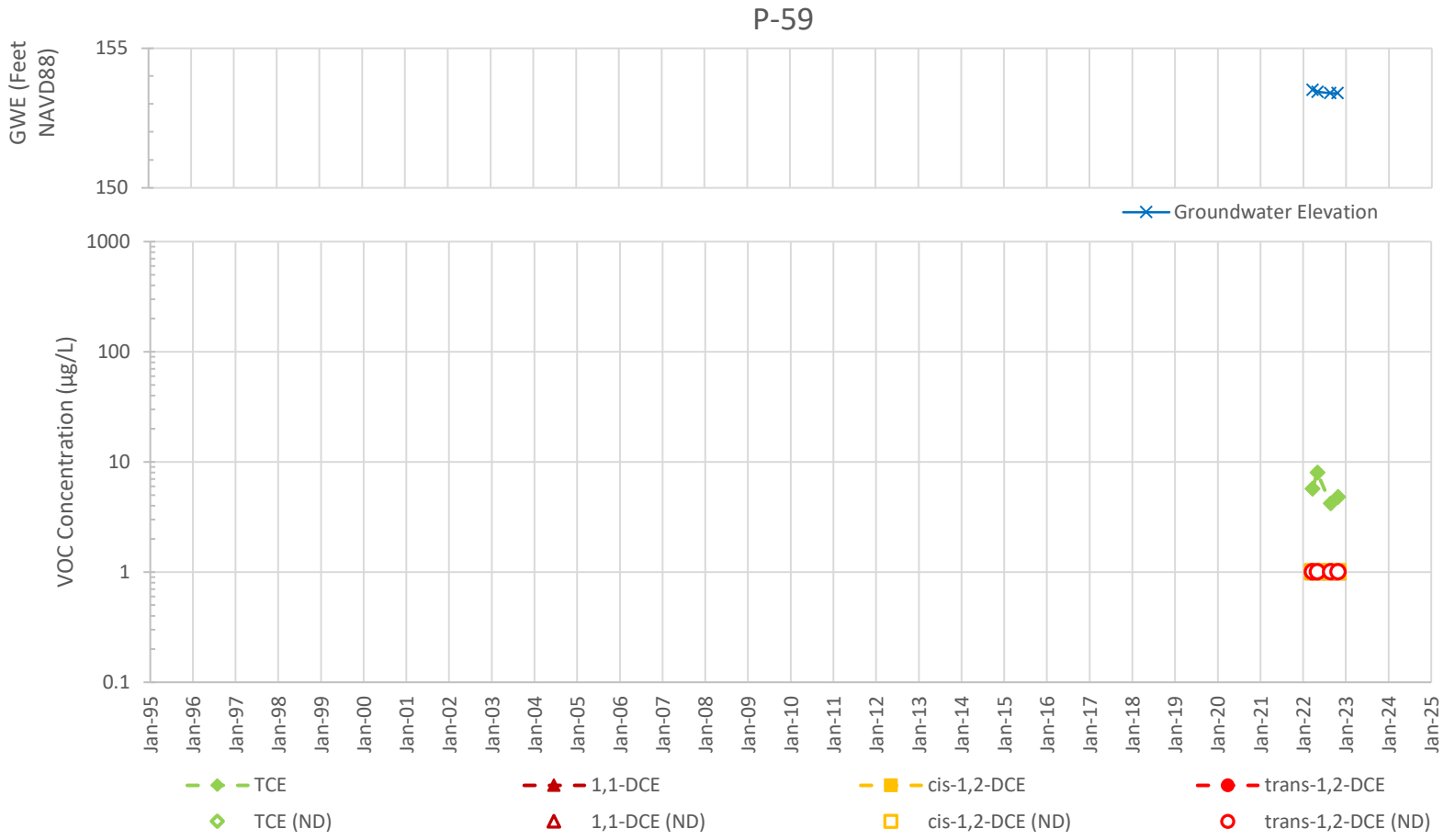

Abbreviations

µg/L = micrograms per liter
GWE = groundwater elevation
NAVD88 = North American Vertical Datum of 1988
ND = non-detect value plotted at the reporting limit

DCE = dichloroethene
TCE = trichloroethene
VOC = volatile organic compound

VOC CONCENTRATIONS AND
GROUNDWATER ELEVATIONS OVER TIME
Former Ford Aeronutronic Property
Newport Beach, California

WSP	By: CP	Proj. No. 8622397102.01.1G
	Date: 12/14/2022	Figure **B-19**

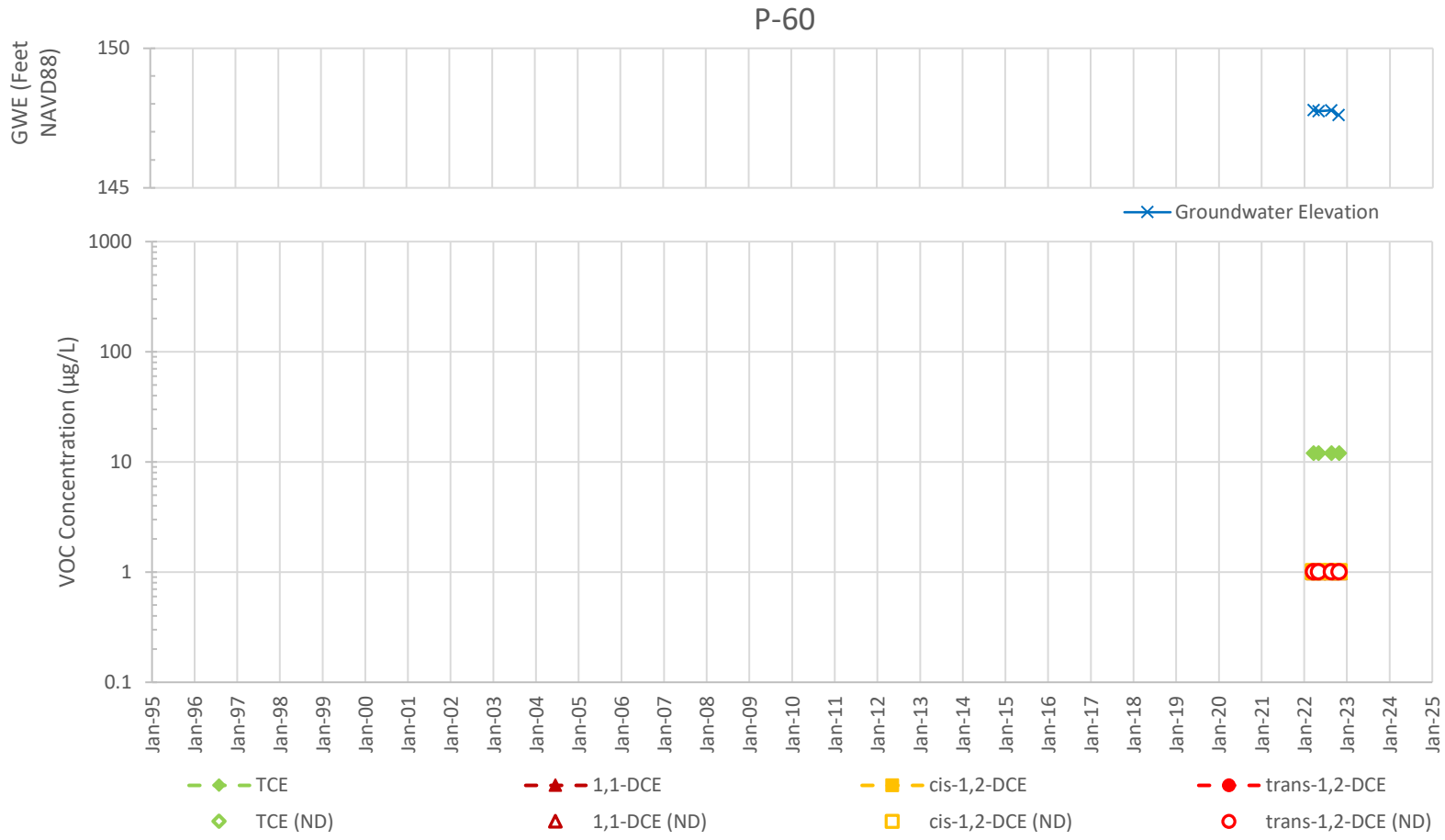

Abbreviations

µg/L = micrograms per liter
GWE = groundwater elevation
NAVD88 = North American Vertical Datum of 1988
ND = non-detect value plotted at the reporting limit

DCE = dichloroethene
TCE = trichloroethene
VOC = volatile organic compound

VOC CONCENTRATIONS AND
GROUNDWATER ELEVATIONS OVER TIME
Former Ford Aeronutronic Property
Newport Beach, California

wsp	By: CP	Proj. No. 8622397102.01.1G
	Date: 12/14/2022	Figure **B-20**

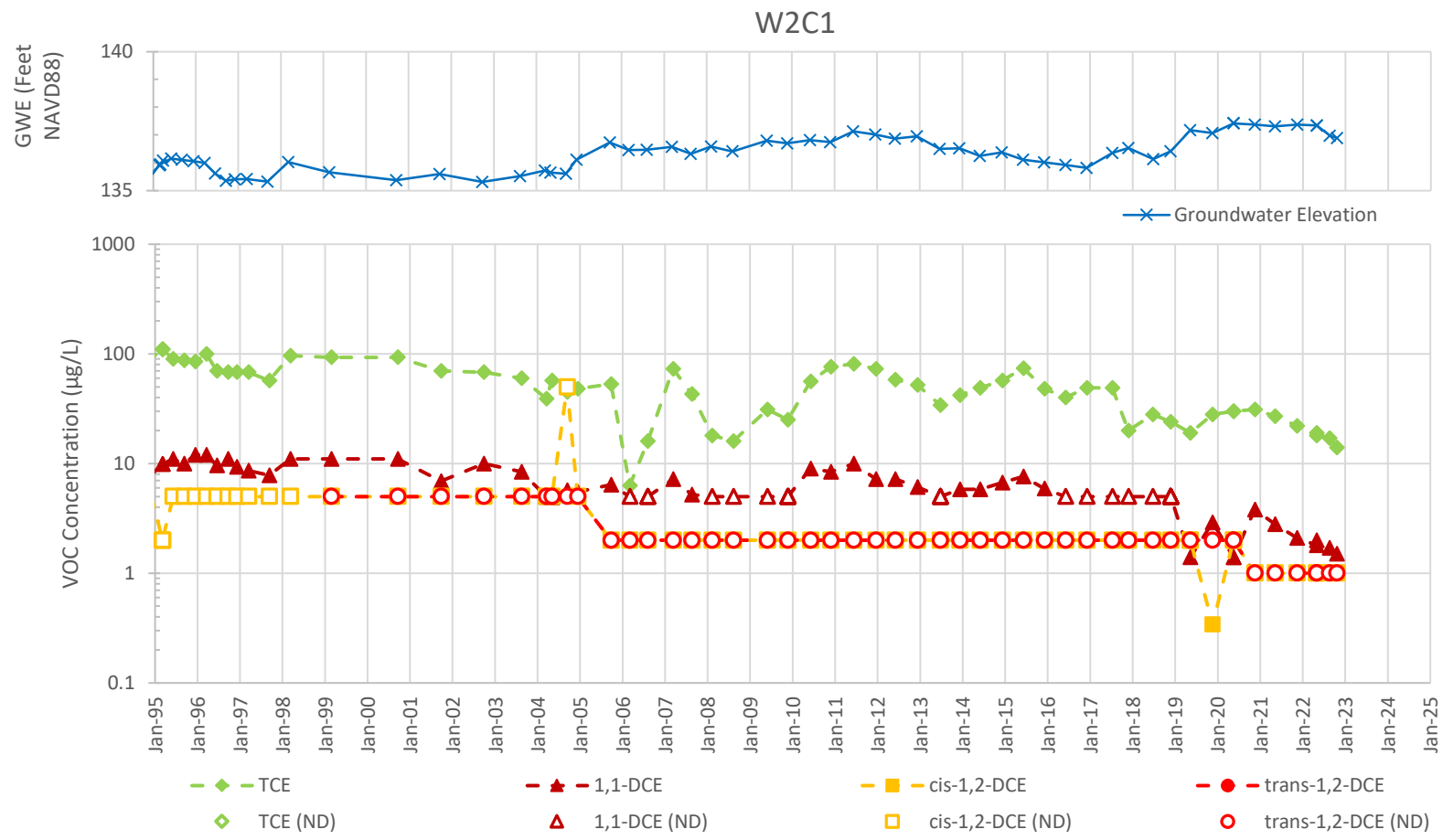

Note

Historical data (pre-August 2006) was obtained from Arcadis.

Abbreviations

µg/L = micrograms per liter
GWE = groundwater elevation
NAVD88 = North American Vertical Datum of 1988
ND = non-detect value plotted at the reporting limit
DCE = dichloroethene
TCE = trichloroethene
VOC = volatile organic compound

VOC CONCENTRATIONS AND GROUNDWATER ELEVATIONS OVER TIME
Former Ford Aeronutronic Property
Newport Beach, California

wsp	By: CP	Proj. No. 8622397102.01.1G
	Date: 12/14/2022	Figure B-21

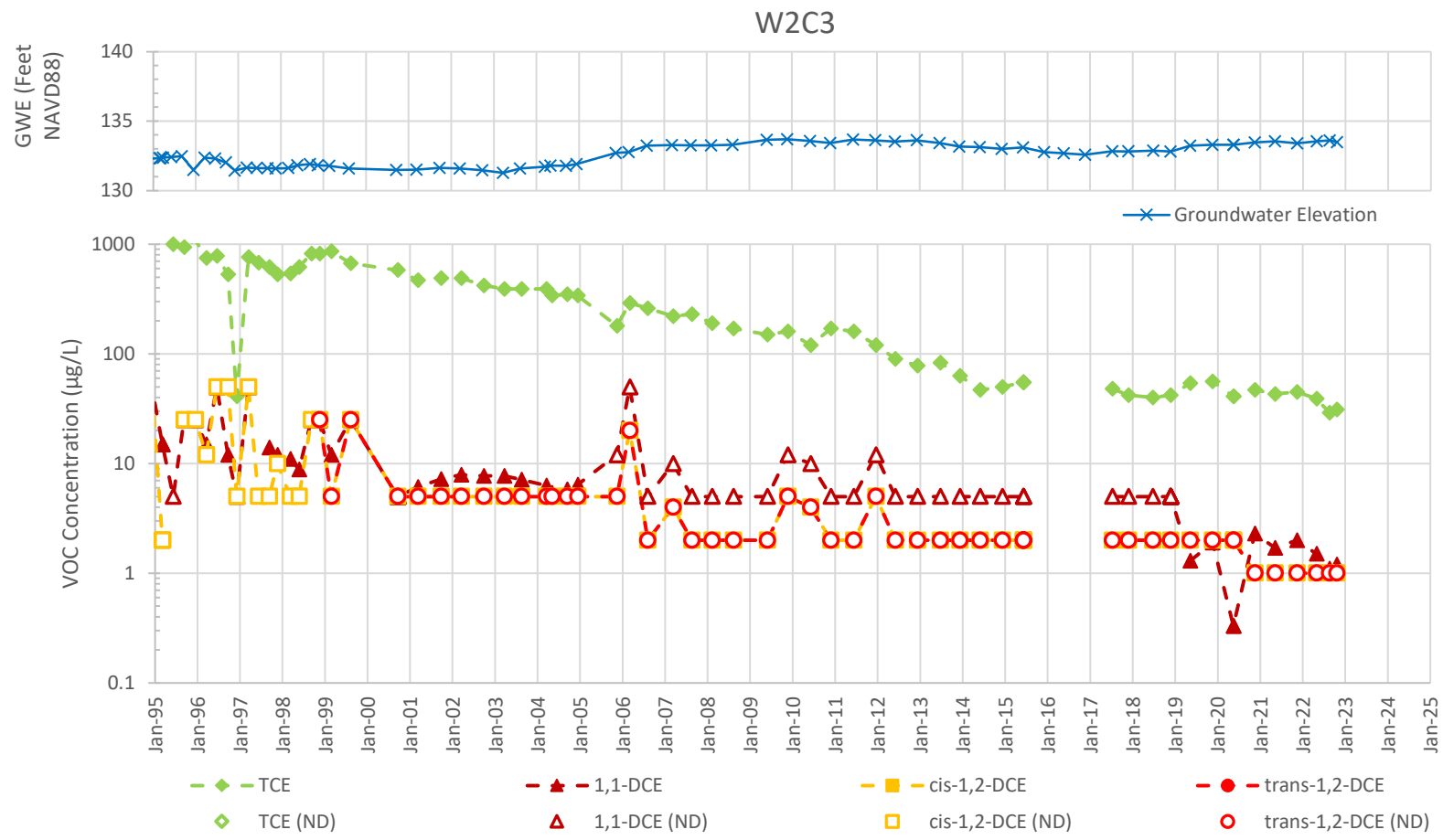

Note

Historical data (pre-August 2006) was obtained from Arcadis.

Abbreviations

µg/L = micrograms per liter

GWE = groundwater elevation

NAVD88 = North American Vertical Datum of 1988

ND = non-detect value plotted at the reporting limit

DCE = dichloroethene

TCE = trichloroethene

VOC = volatile organic compound

VOC CONCENTRATIONS AND GROUNDWATER ELEVATIONS OVER TIME
Former Ford Aeronutronic Property
Newport Beach, California

wsp	By: CP	Proj. No. 8622397102.01.1G
	Date: 12/14/2022	Figure **B-22**

APPENDIX C

Cross Sections

Not applicable to the current reporting period.
This is a placeholder for consistency with past reports.

APPENDIX D

Boring Logs

PROJECT: Former Ford Aeronutronic Property Newport Beach, California		**Log of Boring No. GGW-27**	
BORING LOCATION: Northing: 2,178,682; Easting: 6,070,146		ELEVATION AND DATUM: Not surveyed; datum is ground surface	
DRILLING CONTRACTOR: Cascade Drilling, LP		DATE STARTED: 7/18/22	DATE FINISHED: 7/19/22
DRILLING METHOD: Sonic		TOTAL DEPTH (ft. bgs.): 87.0	MEASURING POINT: Ground Surface
DRILLING EQUIPMENT: ProSonic Full-size Rig		DEPTH TO WATER: FIRST 36.5'	COMPL. NA / 24 HRS. NA
SAMPLING METHOD: Sonic core barrel (4"x10')		LOGGED BY: T. Naing	
HAMMER WEIGHT: NA	DROP: NA	RESPONSIBLE PROFESSIONAL: E. Bailiff	REG. NO. CEG 2252

DEPTH (feet)	SAMPLES: Sample No.	Sample	Blows/ 6 inches	DESCRIPTION NAME (USCS): color, moist, % by wt., plast. density, structure, cementation, react. w/HCl, geo. inter. Surface Elevation: Not surveyed; datum is ground surface	PID READING (ppm)	REMARKS
				Asphalt		Air Knifed to 6.5 ft bgs
				Road base		6" diameter borehole (0-67') 4" diameter borehole (67-87')
1				POORLY GRADED SAND with SILT (SP-SM): light olive brown (2.5Y 5/4), moist, ~90% fine sand, ~10% nonplastic fines, micaceous, no structure observed, very soft sand		
2						
3						Grab groundwater samples GGW-27-37, GGW-27-47, and GGW-27-57 (and duplicate sample GGW-27-Dup) collected by disposable bailer through a temporary well with 5 feet of 2" OD Sch. 40 PVC screen. At 28, 67, 77 and 87 feet, no water was observed in open borehole after 20, 15, 20 and 40 minutes, respectively.
4						
5						
6						
7					0.965	PID = ppbRAE 3000 photoionization detector calibrated to 10 ppm isobutylene standard. PID readings are headspace values from soil placed in resealable plastic bags.
8						
9						
10				light yellowish brown (2.5Y 6/3)	0.761	
11						
12						
13				light olive brown (2.5Y 5/6), thin (<0.1") discontinuous, planar lamination with iron oxide staining [SEVERELY WEATHERED SILTSTONE?]		

joanna.worker - 12/15/2022 - RMRK3
E:_PROJECTS\8622397107 (FORD NP_22)_2022 2ND SEMI\FORD NPB LOGS_2ND SEMI2022.GPJ - _WSP-LIBRARY.GLB

PROJECT: Former Ford Aeronutronic Property
Newport Beach, California

Log of Boring No. GGW-27 (cont'd)

DEPTH (feet)	SAMPLES: Sample No.	SAMPLES: Sample	SAMPLES: Blows/ 6 inches	DESCRIPTION NAME (USCS): color, moist, % by wt., plast. density, structure, cementation, react. w/HCl, geo. inter.	PID READING (ppm)	REMARKS
				POORLY GRADED SAND with SILT (SP-SM): continued		
14				SILTSTONE: SILTY SAND (SM): light olive brown (2.5Y 5/6), moist, ~75% fine sand, ~25% nonplastic fines, moderate weathering, discontinuous and irregularly oriented laminations of iron oxide		
15					0.819	
16						
17				no iron oxide, no structure observed		
18						
19						
20					0.433	
21						
22						
23				@ 23'-24'" black specks (manganese?)		
24						
25				increased moisture		
26						
27					0.450	
28				olive (5Y 5/4)		
29						

joanna.worker - 12/15/2022 - RMRK3
E:_PROJECTS\8622397107 (FORD NP_22)__2022 2ND SEMI\FORD NPB LOGS_2ND SEMI2022.GPJ - _WSP-LIBRARY.GLB

PROJECT: Former Ford Aeronutronic Property
Newport Beach, California

Log of Boring No. GGW-27 (cont'd)

DEPTH (feet)	SAMPLES: Sample No.	Sample	Blows/ 6 inches	DESCRIPTION NAME (USCS): color, moist, % by wt., plast. density, structure, cementation, react. w/HCl, geo. inter.	PID READING (ppm)	REMARKS
				SILTSTONE: SILTY SAND (SM): continued		
30						
31						
32						
					5.547	
33						
34						
35				wet		
36					3.781	
37						Sample GGW-27-37 collected in temporary well on 7/18/22; depth to water 36.75 ft bgs
38						
39						
40						
41						
42					5.612	
				laminations of iron oxide ~1" apart		
43				increased iron oxide with no orientation (massive)		
44				SANDY SILTSTONE: SANDY SILT (ML): olive gray (5Y 5/2), moist, ~60% fines, ~40% fine sand, low plasticity, rapid dilatancy, low toughness, soft, massive, trace fine gravel-size semi-lithified siltstone clasts that react to HCl (carbonate?), @ 44'-45': subhorizontal laminations of iron oxide		
45						

joanna.worker - 12/15/2022 - RMRK3
E:_PROJECTS\8622397107 (FORD NP_22)__2022 2ND SEMI\FORD NPB LOGS_2ND SEMI2022.GPJ - _WSP-LIBRARY.GLB

PROJECT: Former Ford Aeronutronic Property
Newport Beach, California

Log of Boring No. GGW-27 (cont'd)

DEPTH (feet)	SAMPLES: Sample No.	SAMPLES: Sample	SAMPLES: Blows/ 6 inches	DESCRIPTION NAME (USCS): color, moist, % by wt., plast. density, structure, cementation, react. w/HCl, geo. inter.	PID READING (ppm)	REMARKS
				SANDY SILTSTONE: SANDY SILT (ML): continued		
46						
47					0.881	Sample GGW-27-47 collected in temporary well on 7/18/22; depth to water 37 ft bgs
48						
49						
				slight light brown mottling		
50						
51				medium plasticity		
52				SANDY MUDSTONE: SANDY LEAN CLAY (CL): dark olive gray (5Y 3/2), moist, ~70% fines, ~30% fine sand, low to medium plasticity, slow dilatancy, low to medium toughness, soft, massive, core breaks into 1" to 5" pieces, micaceous		
53					0.515	
54						
55						
56					1.012	
57				MUDSTONE: LEAN CLAY with SAND (CL): olive gray (5Y 4/2), moist, ~85% fines, ~15% fine sand, medium plasticity, slow dilatancy, low to medium toughness, hard, massive, trace small white inclusions (<0.1" x 0.5") that react to HCl (carbonate?)		Samples GGW-27-57 (and duplicate GGW-27-57 DUP) collected in temporary well on 7/19/22; depth to water 43.6 ft bgs
58						
59						
60				@ 60' - 62': core breaks into 3" to 5" pieces, irregular, slightly polished subhorizontal fracture surfaces, trace small shell fragments.	0.945	
61						

joanna.worker - 12/15/2022 - RMRK3
E:_PROJECTS\8622397107 (FORD NP_22)__2022 2ND SEMI\FORD NPB LOGS_2ND SEMI2022.GPJ - _WSP-LIBRARY.GLB

PROJECT: Former Ford Aeronutronic Property
Newport Beach, California

Log of Boring No. GGW-27 (cont'd)

DEPTH (feet)	SAMPLES Sample No.	Sample	Blows/ 6 inches	DESCRIPTION NAME (USCS): color, moist, % by wt., plast. density, structure, cementation, react. w/HCl, geo. inter.	PID READING (ppm)	REMARKS
				MUDSTONE: LEAN CLAY with SAND (CL): continued		
62						
63						
64						
65						
66					1.152	
67						
68						
69				@ 69': ~0.5" subhorizontal fracture filled with CLAYEY SAND (SC), reacts to HCl (carbonate?)	0.935	
70						
71						
72						
73				~0.25" wide void space in core interior, very small white inclusions with very strong reaction to HCl (carbonate?)	0.842	
74						
75						
76						
77					1.025	

joanna.worker - 12/15/2022 - RMRK3
E:_PROJECTS\8622397107 (FORD NP_22)__2022 2ND SEMI\FORD NPB LOGS_2ND SEMI2022.GPJ - _WSP-LIBRARY.GLB

PROJECT: Former Ford Aeronutronic Property
Newport Beach, California

Log of Boring No. GGW-27 (cont'd)

DEPTH (feet)	SAMPLES: Sample No.	SAMPLES: Sample	SAMPLES: Blows/ 6 inches	DESCRIPTION NAME (USCS): color, moist, % by wt., plast. density, structure, cementation, react. w/HCl, geo. inter.	PID READING (ppm)	REMARKS
78				MUDSTONE: LEAN CLAY with SAND (CL): continued		
79				MUDSTONE: SANDY LEAN CLAY (CL): olive gray (5Y 5/2), moist, ~70% fines, ~30% fine sand, low to medium plasticity, slow dilatancy, low to medium toughness, firm, massive, less cohesive than formation above, trace gray (5Y 6/1) mottling, reacts to HCl (carbonate?)	0.998	
80						
81						
82						
83						
84					0.872	
85						
86					0.952	
87				Bottom of boring at 87 feet bgs Coordinates are approximate feet Northing and Easting based on California State Plane Zone 6 (NAD83)		Borehole destroyed using cement-bentonite grout placed from total depth to ~12" bgs with a tremie pipe. The upper 12 inches patched with asphalt to match the existing surrounding surface.
88						
89						
90						
91						
92						
93						

joanna.worker - 12/15/2022 - RMRK3
E:_PROJECTS\8622397107 (FORD NP_22)__2022 2ND SEMI\FORD NPB LOGS_2ND SEMI2022.GPJ - _WSP-LIBRARY.GLB

PROJECT: Former Ford Aeronutronic Property Newport Beach, California		**Log of Boring No. GGW-28**	
BORING LOCATION: Northing: 2,179,004; Easting: 6,070,581		ELEVATION AND DATUM: Not surveyed; datum is ground surface	
DRILLING CONTRACTOR: Cascade Drilling, LP		DATE STARTED: 7/20/22	DATE FINISHED: 7/21/22
DRILLING METHOD: Sonic		TOTAL DEPTH (ft. bgs.): 82.0	MEASURING POINT: Ground Surface
DRILLING EQUIPMENT: ProSonic Full-size Rig		DEPTH TO WATER: FIRST 43.75'	COMPL. NA / 24 HRS. NA
SAMPLING METHOD: Sonic core barrel (4"x10')		LOGGED BY: T. Naing	
HAMMER WEIGHT: NA	DROP: NA	RESPONSIBLE PROFESSIONAL: E. Bailiff	REG. NO. CEG 2252

DEPTH (feet)	SAMPLES: Sample No.	Sample	Blows/ 6 inches	DESCRIPTION NAME (USCS): color, moist, % by wt., plast. density, structure, cementation, react. w/HCl, geo. inter. Surface Elevation: Not surveyed; datum is ground surface	PID READING (ppm)	REMARKS
				Asphalt		Hand augered to 6 ft bgs
				Road base		6" diameter borehole (0-62') 4" diameter borehole (62-82')
1				SILTY SAND (SM): dark yellowish brown (10YR 4/6), moist, ~60% fine sand, ~40% low plasticity fines, no structure observed [FILL?]		
2						
3						Grab groundwater samples GGW-28-44 and GGW-28-52 collected by disposable bailer through a temporary well with 5 feet of 2" OD Sch. 40 PVC screen. At 62 feet, no water in temporary well after overnight wait. At 72 and 82 feet, no water in open borehole after 25 and 15 minutes, respectively.
4						
5						
6					2.408	PID = ppbRAE 3000 photoionization detector calibrated to 10 ppm isobutylene standard. PID readings are headspace values from soil placed in resealable plastic bags.
7						
8						
9				dark yellowish brown (10YR 4/6) mottled with olive (5Y 4/4)		
10						
11					1.577	
12						

joanna.worker - 1/9/2023 - RMRK3
E:_PROJECTS\8622397107 (FORD NP_22)_2022 2ND SEMI\FORD NPB LOGS_2ND SEMI2022.GPJ - _WSP-LIBRARY.GLB

PROJECT: Former Ford Aeronutronic Property
Newport Beach, California

Log of Boring No. GGW-28 (cont'd)

DEPTH (feet)	SAMPLES: Sample No.	SAMPLES: Sample	SAMPLES: Blows/ 6 inches	DESCRIPTION NAME (USCS): color, moist, % by wt., plast. density, structure, cementation, react. w/HCl, geo. inter.	PID READING (ppm)	REMARKS
				SILTY SAND (SM) [FILL?]: continued		
13						
14						
				dark olive gray (5Y 3/2) mottled with yellowish brown (10YR 5/6)		
15						
16					2.113	
17						
				brown (10YR 4/3), ~70% sand, ~30% nonplastic fines		
18						
19						
20						
21						
					3.216	
22						
23						
				~4" yellowish brown (10YR 4/6)		
24						
				POORLY GRADED SAND (SP): olive (5Y 5/4), moist, ~95% fine sand, ~5% fines, sand is very soft, no structure observed [FILL?]		
25						
26						
					2.819	

joanna.worker - 1/9/2023 - RMRK3
E:_PROJECTS\8622397107 (FORD NP_22)__2022 2ND SEMI\FORD NPB LOGS_2ND SEMI2022.GPJ - _WSP-LIBRARY.GLB

PROJECT: Former Ford Aeronutronic Property
Newport Beach, California

Log of Boring No. GGW-28 (cont'd)

DEPTH (feet)	SAMPLES: Sample No.	Sample	Blows/ 6 inches	DESCRIPTION NAME (USCS): color, moist, % by wt., plast. density, structure, cementation, react. w/HCl, geo. inter.	PID READING (ppm)	REMARKS
27				POORLY GRADED SAND with SILT (SP-SM): olive (5Y 5/4), moist, ~90% fine sand, ~10% nonplastic fines, sand is very soft, no structure observed [FILL?]		
28						
29				subhorizontal laminations of iron oxide		
30				no structure		
31					2.199	
32				SILTY SAND (SM): light olive brown (2.5Y 5/4), moist, ~85% fine sand, ~15% nonplastic fines, sand is very soft, core is more intact than above, breaks into 0.25" pieces, no structure observed [FILL?]		
33						
34				increased moisture		
35					0.541	
36						
37				SILTSTONE: SANDY SILT (ML): olive (5Y 5/3), moist to wet, ~65% fines, ~35% fine sand, low plasticity, rapid dilatancy, low toughness, soft, @37-37.5': subhorizontal laminations of iron oxide, severely weathered @37.5': trace iron oxide mottling		
38						
39						
40				increased iron oxide mottling in irregularly oriented laminations	1.944	
41						

PROJECT: Former Ford Aeronutronic Property
Newport Beach, California

Log of Boring No. GGW-28 (cont'd)

DEPTH (feet)	SAMPLES: Sample No.	SAMPLES: Sample	SAMPLES: Blows/ 6 inches	DESCRIPTION NAME (USCS): color, moist, % by wt., plast. density, structure, cementation, react. w/HCl, geo. inter.	PID READING (ppm)	REMARKS
42				MUDSTONE: LEAN CLAY with SAND (CL): olive (5Y 5/4), moist, ~80% fines, ~20% fine sand, medium plasticity, slow dilatancy, low to medium toughness, hard, massive @ 41.75': band of iron oxide (~0.1" thick)		
43				thin laminations of iron oxide mottling		
44				light brown mottling	1.886	Sample GGW-28-44 collected in temporary well on 7/21/22; depth to water 43.75 ft bgs
45						
46				SANDY MUDSTONE: SANDY LEAN CLAY (CL): olive (5Y 5/4), moist, ~70% fines, ~30% fine sand, low to medium plasticity, slow dilatancy, low to medium toughness, firm, massive, light brown mottling		
47						
48						
49				MUDSTONE: LEAN CLAY with SAND (CL): olive (5Y 5/4), moist, ~80% fines, ~20% fine sand, medium plasticity, slow dilatancy, low to medium toughness, hard, massive		
50				@ 50.5': band of iron oxide (~0.3" thick)		
51				@51': white powdery layer (~0.1" thick), no reaction to HCl (gypsum?) olive gray (5Y 5/2), mottled with dark yellowish brown (10YR 6/4)		
52				MUDSTONE: SANDY LEAN CLAY (CL): olive gray (5Y 4/2), moist, ~70% fines, ~30% fine sand, low to medium plasticity, slow dilatancy, medium toughness, hard, massive, reacts to HCl (carbonate?), subhorizontal and vertical fractures (up to 0.2") filled with iron oxide, reacts to HCl (carbonate?)	1.422	Sample GGW-28-52 collected in temporary well on 7/21/22; depth to water 51.25 ft bgs
53						
54						
55						
56				dark greenish gray (10Y 4/1) mottled with black (5Y 2.5/2), subvertical fractures filled with iron oxide, fracture surfaces coated with soft black material (manganese?), trace light gray (5Y 7/2) nodules that react with HCl (carbonate?)		

joanna.worker - 1/9/2023 - RMRK3
E:_PROJECTS\8622397107 (FORD NP_22)__2022 2ND SEMI\FORD NPB LOGS_2ND SEMI2022.GPJ - _WSP-LIBRARY.GLB

PROJECT: Former Ford Aeronutronic Property
Newport Beach, California

Log of Boring No. GGW-28 (cont'd)

DEPTH (feet)	SAMPLES: Sample No.	SAMPLES: Sample	SAMPLES: Blows/ 6 inches	DESCRIPTION NAME (USCS): color, moist, % by wt., plast. density, structure, cementation, react. w/HCl, geo. inter.	PID READING (ppm)	REMARKS
				MUDSTONE: SANDY LEAN CLAY (CL): continued	0.400	
57				very dark gray (5Y 3/1), micaceous, trace white specks (<0.01", gypsum?) @57.5': subvertical fracture (~0.2" wide) filled with iron oxide		
58						
59				MUDSTONE: LEAN CLAY with SAND (CL): very dark gray (5Y 3/1), moist, ~80% fines, ~20% fine sand, medium to high plasticity, slow dilatancy, medium toughness, high dry strength, hard, massive, micaceous, core breaks up into 3" to 5" pieces, trace very small crystals (<0.01") that react to HCl (carbonate?), trace shell fragments		
60						
61						
62				~85% fines, ~15% sand, high plasticity, very hard, core recovered in one long piece	0.825	
63						
64						
65						
66						
67				medium plasticity, weak reaction to HCl, no shell fragments	1.069	
68						
69				@ 69.5': very dark gray (5Y 3/1) mottled with olive gray (5Y 5/2), mottled pieces separate easily from the main core matrix		
70				SANDSTONE: very hard, ~10" long core recovered, weak reaction to HCl		
71						

joanna.worker - 1/9/2023 - RMRK3
E:_PROJECTS\8622397107 (FORD NP_22)__2022 2ND SEMI\FORD NPB LOGS_2ND SEMI2022.GPJ - _WSP-LIBRARY.GLB

PROJECT: Former Ford Aeronutronic Property
Newport Beach, California

Log of Boring No. GGW-28 (cont'd)

DEPTH (feet)	SAMPLES Sample No.	Sample	Blows/ 6 inches	DESCRIPTION NAME (USCS): color, moist, % by wt., plast. density, structure, cementation, react. w/HCl, geo. inter.	PID READING (ppm)	REMARKS
				MUDSTONE: LEAN CLAY with SAND (CL): continued		
72				increased reaction to HCl	0.993	
73						
74						
75						
76						
					7.673	
77						
78						
79						
80						
81						
82				Bottom of boring at 82 feet bgs Coordinates are approximate feet Northing and Easting based on California State Plane Zone 6 (NAD83)	8.559	Borehole destroyed using cement-bentonite grout placed from total depth to ~12" bgs with a tremie pipe. The upper 12 inches patched with asphalt to match the existing surrounding surface.
83						
84						
85						

joanna.worker - 1/9/2023 - RMRK3
E:_PROJECTS\8622397107 (FORD NP_22)__2022 2ND SEMI\FORD NPB LOGS_2ND SEMI2022.GPJ - _WSP-LIBRARY.GLB

PROJECT: Former Ford Aeronutronic Property Newport Beach, California	**Log of Well No. SG-183**
BORING LOCATION: Northing: 2,179,255; Easting: 6,069,671	GROUND SURFACE ELEVATION AND DATUM: Not surveyed; datum is ground surface
DRILLING CONTRACTOR: InterPhase Environmental, Inc.	DATE STARTED: 8/8/22 / DATE FINISHED: 8/8/22
DRILLING METHOD: Hand auger	TOTAL DEPTH (ft. bgs.): 15.5' / SCREEN INTERVAL (ft. bgs.): See remarks
DRILLING EQUIPMENT: Hand auger	DEPTH TO WATER ATD: NA / CASING: See remarks
SAMPLING METHOD: Hand auger	LOGGED BY: C. Mejia
HAMMER WEIGHT: NA / DROP: NA	RESPONSIBLE PROFESSIONAL: E. Bailiff / REG. NO. CEG 2252

DEPTH (feet)	SAMPLES: Sample No.	Sample	Blows/ 6 Inches	PID Reading (ppm)	DESCRIPTION NAME (USCS): color, moist, % by wt., plast. density, structure, cementation, react. w/HCl, geo. inter. Surface Elevation: Not surveyed; datum is ground surface
					SILTY SAND (SM): brown (10YR 5/3), moist, ~85% fine to medium sand, ~15% low plasticity fines, trace roots @ 0.25': no roots
1					
2				0.759	
3					
4				0.834	
5					
6				0.927	
7					POORLY GRADED SAND with SILT (SP-SM): pale brown (10YR 6/3), moist, ~90% fine to medium sand, ~10% low plasticity fines, orange iron oxide staining

WELL CONSTRUCTION DETAILS AND/OR DRILLING REMARKS

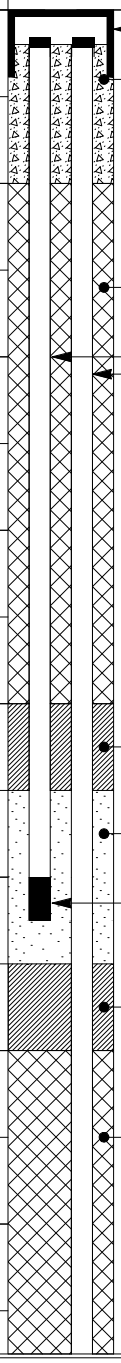

joanna.worker - 10/31/2022 - WELL10
E:_PROJECTS\8622397107 (FORD NP_22)_2022 2ND SEMI\FORD NPB LOGS_2ND SEMI2022.GPJ - _WSP-LIBRARY.GLB

PROJECT: Former Ford Aeronutronic Property
Newport Beach, California

Log of Well No. SG-183 (cont'd)

DEPTH (feet)	SAMPLES: Sample No.	SAMPLES: Sample	SAMPLES: Blows/ 6 Inches	PID Reading (ppm)	DESCRIPTION NAME (USCS): color, moist, % by wt., plast. density, structure, cementation, react. w/HCl, geo. inter.	WELL CONSTRUCTION DETAILS AND/OR DRILLING REMARKS
8				0.525	POORLY GRADED SAND with SILT (SP-SM): continued	Neat cement grout (5% bentonite); 0.25" diameter Teflon® tubing
9						
10				1.020		
11						
12				1.018		
13						
14				1.062		Dry granular bentonite; #3 filter pack sand
15						3" stainless steel vapor probe
					Bottom of boring at 15.5 feet bgs Coordinates are approximate feet Northing and Easting based on California State Plane Zone 6 (NAD83)	
16						
17						

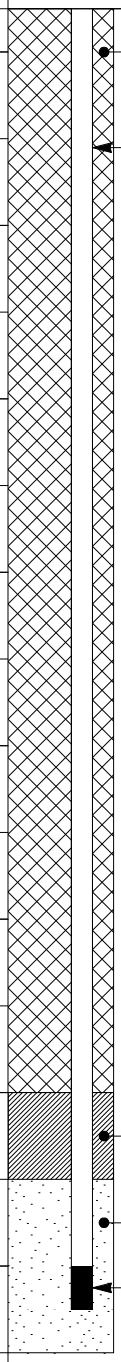

joanna.worker - 10/31/2022 - WELL10
E:_PROJECTS\8622397107 (FORD NP 22)_ 2022 2ND SEMI\FORD NPB LOGS 2ND SEMI2022.GPJ - WSP-LIBRARY.GLB

PROJECT: Former Ford Aeronutronic Property Newport Beach, California	**Log of Well No. SG-184**
BORING LOCATION: Northing: 2,179,114; Easting: 6,069,666	GROUND SURFACE ELEVATION AND DATUM: Not surveyed; datum is ground surface
DRILLING CONTRACTOR: InterPhase Environmental, Inc.	DATE STARTED: 8/8/22 / DATE FINISHED: 8/8/22
DRILLING METHOD: Hand auger	TOTAL DEPTH (ft. bgs.): 15.5' / SCREEN INTERVAL (ft. bgs.): See remarks
DRILLING EQUIPMENT: Hand auger	DEPTH TO WATER ATD: NA / CASING: See remarks
SAMPLING METHOD: Hand auger	LOGGED BY: C. Mejia
HAMMER WEIGHT: NA / DROP: NA	RESPONSIBLE PROFESSIONAL: E. Bailiff / REG. NO. CEG 2252

DEPTH (feet)	SAMPLES: Sample No.	Sample	Blows/ 6 Inches	PID Reading (ppm)	DESCRIPTION NAME (USCS): color, moist, % by wt., plast. density, structure, cementation, react. w/HCl, geo. inter. Surface Elevation: Not surveyed; datum is ground surface
					SILTY SAND (SM): brown (10YR 5/3), moist, ~80% fine to medium sand, ~20% low plasticity fines, trace roots @ 0.25': no roots
1					
2				3.458	
3					
4				2.019	
5					
6				2.734	
7					POORLY GRADED SAND with SILT (SP-SM): pale brown (10YR 6/3), moist, ~90% fine to medium sand, ~10% low plasticity fines, sand is predominantly fine, trace orange iron oxide staining

WELL CONSTRUCTION DETAILS AND/OR DRILLING REMARKS

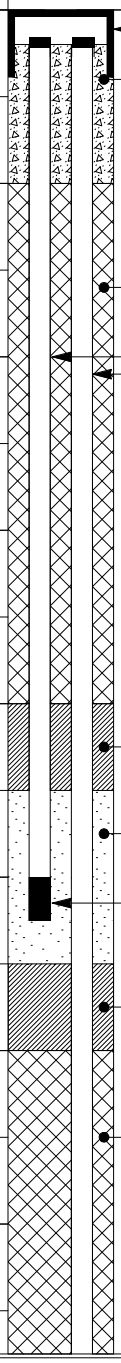

joanna.worker - 10/31/2022 - WELL10
E:_PROJECTS\8622397107 (FORD NP_22)_2022 2ND SEMI\FORD NPB LOGS_2ND SEMI2022.GPJ - _WSP-LIBRARY.GLB

PROJECT: Former Ford Aeronutronic Property
Newport Beach, California

Log of Well No. SG-184 (cont'd)

DEPTH (feet)	SAMPLES: Sample No.	SAMPLES: Sample	SAMPLES: Blows/ 6 Inches	PID Reading (ppm)	DESCRIPTION NAME (USCS): color, moist, % by wt., plast. density, structure, cementation, react. w/HCl, geo. inter.	WELL CONSTRUCTION DETAILS AND/OR DRILLING REMARKS
8				2.471	POORLY GRADED SAND with SILT (SP-SM): continued	Neat cement grout (5% bentonite); 0.25" diameter Teflon® tubing
9						
10				3.078		
11						
12				3.351		
13						
14				4.210		Dry granular bentonite; #3 filter pack sand
15						3" stainless steel vapor probe
					Bottom of boring at 15.5 feet bgs Coordinates are approximate feet Northing and Easting based on California State Plane Zone 6 (NAD83)	
16						
17						

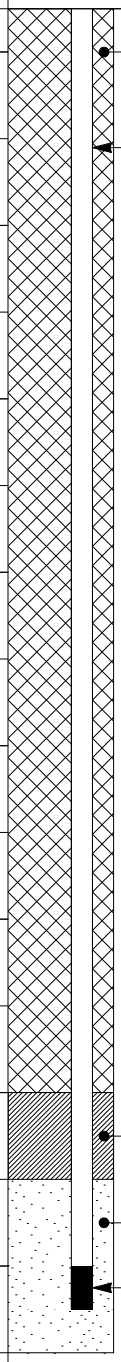

joanna.worker - 10/31/2022 - WELL10
E:_PROJECTS\8622397107 (FORD NP 22)_ 2022 2ND SEMI\FORD NPB LOGS 2ND SEMI2022.GPJ - WSP-LIBRARY.GLB

PROJECT: Former Ford Aeronutronic Property Newport Beach, California	**Log of Well No. SG-185**
BORING LOCATION: Northing: 2,179,059; Easting: 6,069,551	GROUND SURFACE ELEVATION AND DATUM: Not surveyed; datum is ground surface
DRILLING CONTRACTOR: InterPhase Environmental, Inc.	DATE STARTED: 8/9/22 / DATE FINISHED: 8/9/22
DRILLING METHOD: Hand auger	TOTAL DEPTH (ft. bgs.): 15.5' / SCREEN INTERVAL (ft. bgs.): See remarks
DRILLING EQUIPMENT: Hand auger	DEPTH TO WATER ATD: NA / CASING: See remarks
SAMPLING METHOD: Hand auger	LOGGED BY: T. Barrows
HAMMER WEIGHT: NA / DROP: NA	RESPONSIBLE PROFESSIONAL: E. Bailiff / REG. NO. CEG 2252

DEPTH (feet)	SAMPLES: Sample No.	Sample	Blows/ 6 Inches	PID Reading (ppm)	DESCRIPTION NAME (USCS): color, moist, % by wt., plast. density, structure, cementation, react. w/HCl, geo. inter. Surface Elevation: Not surveyed; datum is ground surface
					SILTY SAND (SM): brown (10YR 5/3), moist, ~80% fine to medium sand, ~20% low plasticity fines, trace roots @ 0.25': no roots
1					
2				0.223	
3					
4				0.337	
5					
6				0.272	POORLY GRADED SAND with SILT (SP-SM): pale brown (10YR 6/3), moist, ~90% fine to medium sand, ~10% low plasticity fines, orange iron oxide staining
7					

WELL CONSTRUCTION DETAILS AND/OR DRILLING REMARKS

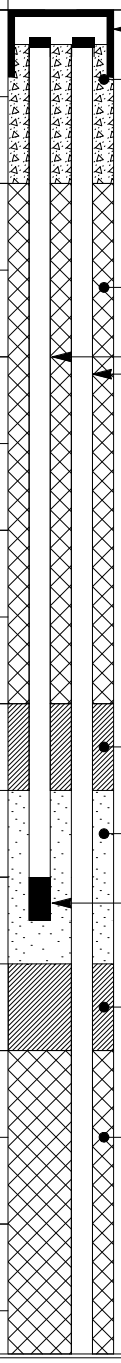

joanna.worker - 10/31/2022 - WELL10
E:_PROJECTS\8622397107 (FORD NP_22)_2022 2ND SEMI\FORD NPB LOGS_2ND SEMI2022.GPJ - _WSP-LIBRARY.GLB

PROJECT: Former Ford Aeronutronic Property
Newport Beach, California

Log of Well No. SG-185 (cont'd)

DEPTH (feet)	SAMPLES: Sample No.	SAMPLES: Sample	SAMPLES: Blows/ 6 Inches	PID Reading (ppm)	DESCRIPTION NAME (USCS): color, moist, % by wt., plast. density, structure, cementation, react. w/HCl, geo. inter.	WELL CONSTRUCTION DETAILS AND/OR DRILLING REMARKS
8				0.257	POORLY GRADED SAND with SILT (SP-SM): continued	Neat cement grout (5% bentonite); 0.25" diameter Teflon® tubing
9						
10				0.280		
11						
12				0.181		
13						
14						Dry granular bentonite; #3 filter pack sand
15				0.333		3" stainless steel vapor probe
					Bottom of boring at 15.5 feet bgs Coordinates are approximate feet Northing and Easting based on California State Plane Zone 6 (NAD83)	
16						
17						

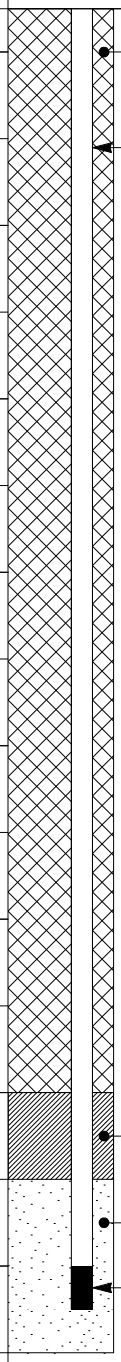

joanna.worker - 10/31/2022 - WELL10
E:_PROJECTS\8622397107 (FORD NP 22)_ 2022 2ND SEMI\FORD NPB LOGS 2ND SEMI2022.GPJ - WSP-LIBRARY.GLB

PROJECT: Former Ford Aeronutronic Property Newport Beach, California	**Log of Well No. SG-186**
BORING LOCATION: Northing: 2,179,007; Easting: 6,069,703	GROUND SURFACE ELEVATION AND DATUM: Not surveyed; datum is ground surface
DRILLING CONTRACTOR: InterPhase Environmental, Inc.	DATE STARTED: 8/10/22 / DATE FINISHED: 8/10/22
DRILLING METHOD: Hand auger	TOTAL DEPTH (ft. bgs.): 15.5' / SCREEN INTERVAL (ft. bgs.): See remarks
DRILLING EQUIPMENT: Hand auger	DEPTH TO WATER ATD: NA / CASING: See remarks
SAMPLING METHOD: Hand auger	LOGGED BY: T. Barrows
HAMMER WEIGHT: NA / DROP: NA	RESPONSIBLE PROFESSIONAL: E. Bailiff / REG. NO. CEG 2252

DEPTH (feet)	SAMPLES: Sample No.	Sample	Blows/ 6 Inches	PID Reading (ppm)	DESCRIPTION NAME (USCS): color, moist, % by wt., plast. density, structure, cementation, react. w/HCl, geo. inter. Surface Elevation: Not surveyed; datum is ground surface
					SILTY SAND (SM): brown (10YR 5/3), moist, ~85% fine to medium sand, ~15% low plasticity fines, trace roots @ 0.25': no roots
1					
2				3.458	
3				2.623	
4					
5				2.414	
6					
					POORLY GRADED SAND with SILT (SP-SM): pale brown (10YR 6/3), moist, ~90% fine to medium sand, ~10% low plasticity fines, sand is predominantly fine, orange iron oxide staining
7					

WELL CONSTRUCTION DETAILS AND/OR DRILLING REMARKS

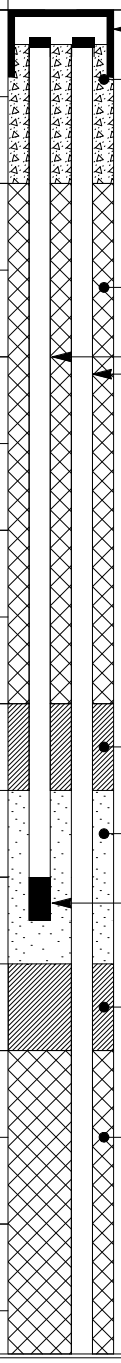

joanna.worker - 10/31/2022 - WELL10
E:_PROJECTS\8622397107 (FORD NP_22)_2022 2ND SEMI\FORD NPB LOGS_2ND SEMI2022.GPJ - _WSP-LIBRARY.GLB

PROJECT: Former Ford Aeronutronic Property
Newport Beach, California

Log of Well No. SG-186 (cont'd)

DEPTH (feet)	SAMPLES: Sample No.	SAMPLES: Sample	SAMPLES: Blows/ 6 Inches	PID Reading (ppm)	DESCRIPTION NAME (USCS): color, moist, % by wt., plast. density, structure, cementation, react. w/HCl, geo. inter.	WELL CONSTRUCTION DETAILS AND/OR DRILLING REMARKS
8				2.312	POORLY GRADED SAND with SILT (SP-SM): continued	Neat cement grout (5% bentonite); 0.25" diameter Teflon® tubing
9				2.889		
10						
11						
12				2.671		
13						
14						Dry granular bentonite; #3 filter pack sand
15				4.885		3" stainless steel vapor probe
					Bottom of boring at 15.5 feet bgs Coordinates are approximate feet Northing and Easting based on California State Plane Zone 6 (NAD83)	
16						
17						

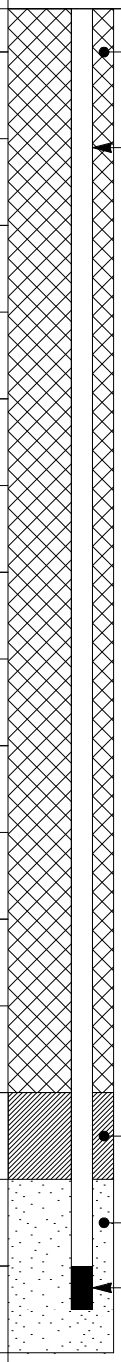

joanna.worker - 10/31/2022 - WELL10
E:_PROJECTS\8622397107 (FORD NP 22)_2022 2ND SEMI\FORD NPB LOGS 2ND SEMI2022.GPJ - WSP-LIBRARY.GLB

PROJECT: Former Ford Aeronutronic Property Newport Beach, California	**Log of Well No. SG-187**
BORING LOCATION: Northing: 2,178,953; Easting: 6,069,779	GROUND SURFACE ELEVATION AND DATUM: Not surveyed; datum is ground surface
DRILLING CONTRACTOR: InterPhase Environmental, Inc.	DATE STARTED: 8/8/22 / DATE FINISHED: 8/8/22
DRILLING METHOD: Hand auger	TOTAL DEPTH (ft. bgs.): 15.5' / SCREEN INTERVAL (ft. bgs.): See remarks
DRILLING EQUIPMENT: Hand auger	DEPTH TO WATER ATD: NA / CASING: See remarks
SAMPLING METHOD: Hand auger	LOGGED BY: C. Mejia
HAMMER WEIGHT: NA / DROP: NA	RESPONSIBLE PROFESSIONAL: E. Bailiff / REG. NO. CEG 2252

DEPTH (feet)	SAMPLES: Sample No.	Sample	Blows/ 6 Inches	PID Reading (ppm)	DESCRIPTION NAME (USCS): color, moist, % by wt., plast. density, structure, cementation, react. w/HCl, geo. inter. Surface Elevation: Not surveyed; datum is ground surface
					SILTY SAND (SM): brown (10YR 5/3), moist, ~75% fine to medium sand, ~25% low plasticity fines, trace roots @ 0.25': no roots
1					
2				37.78	
3					
4				9.173	
5					
6				1.507	
7					POORLY GRADED SAND with SILT (SP-SM): pale brown (10YR 6/3), moist, ~90% fine to medium sand, ~10% low plasticity fines, sand is predominantly fine, orange iron oxide staining

WELL CONSTRUCTION DETAILS AND/OR DRILLING REMARKS

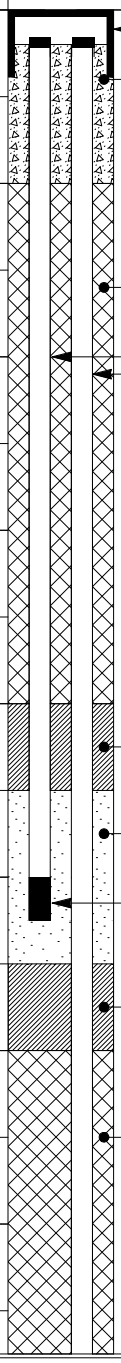

joanna.worker - 10/31/2022 - WELL10
E:_PROJECTS\8622397107 (FORD NP_22)_2022 2ND SEMI\FORD NPB LOGS_2ND SEMI2022.GPJ - _WSP-LIBRARY.GLB

PROJECT: Former Ford Aeronutronic Property
Newport Beach, California

Log of Well No. SG-187 (cont'd)

DEPTH (feet)	SAMPLES: Sample No.	SAMPLES: Sample	SAMPLES: Blows/ 6 Inches	PID Reading (ppm)	DESCRIPTION NAME (USCS): color, moist, % by wt., plast. density, structure, cementation, react. w/HCl, geo. inter.	WELL CONSTRUCTION DETAILS AND/OR DRILLING REMARKS
8				2.784	POORLY GRADED SAND with SILT (SP-SM): continued	Neat cement grout (5% bentonite); 0.25" diameter Teflon® tubing
9						
10				10.45		
11						
12				34.41		
13						
14				3.226		Dry granular bentonite; #3 filter pack sand
15						3" stainless steel vapor probe
					Bottom of boring at 15.5 feet bgs Coordinates are approximate feet Northing and Easting based on California State Plane Zone 6 (NAD83)	
16						
17						

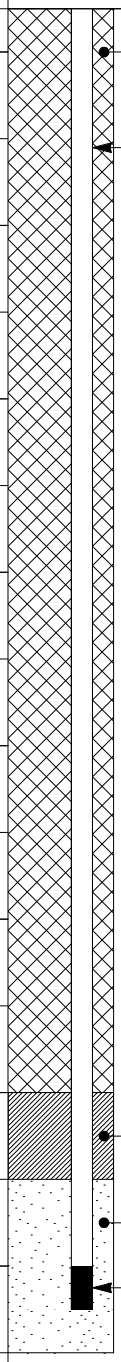

joanna.worker - 10/31/2022 - WELL10
E:_PROJECTS\8622397107 (FORD NP 22)_ 2022 2ND SEMI\FORD NPB LOGS 2ND SEMI2022.GPJ - WSP-LIBRARY.GLB

PROJECT: Former Ford Aeronutronic Property Newport Beach, California	**Log of Well No. SG-188**
BORING LOCATION: Northing: 2,178,814; Easting: 6,069,927	GROUND SURFACE ELEVATION AND DATUM: Not surveyed; datum is ground surface
DRILLING CONTRACTOR: InterPhase Environmental, Inc.	DATE STARTED: 8/10/22 / DATE FINISHED: 8/10/22
DRILLING METHOD: Hand auger	TOTAL DEPTH (ft. bgs.): 15.5' / SCREEN INTERVAL (ft. bgs.): See remarks
DRILLING EQUIPMENT: Hand auger	DEPTH TO WATER ATD: NA / CASING: See remarks
SAMPLING METHOD: Hand auger	LOGGED BY: T. Barrows
HAMMER WEIGHT: NA / DROP: NA	RESPONSIBLE PROFESSIONAL: E. Bailiff / REG. NO. CEG 2252

DEPTH (feet)	SAMPLES: Sample No.	Sample	Blows/ 6 Inches	PID Reading (ppm)	DESCRIPTION NAME (USCS): color, moist, % by wt., plast. density, structure, cementation, react. w/HCl, geo. inter. Surface Elevation: Not surveyed; datum is ground surface	WELL CONSTRUCTION DETAILS AND/OR DRILLING REMARKS
					SILTY SAND (SM): brown (10YR 5/3), moist, ~85% fine to medium sand, ~15% low plasticity fines, trace roots @ 0.25': no roots	Traffic-rated Well Box, flush-mounted Concrete 6.5" diameter borehole (0-5') 3.25" diameter borehole (5'-15.5')
1						
						Neat cement grout (5% bentonite)
2				3.413		0.25" diameter Teflon® tubing
						PID = ppbRAE 3000 photoionization detector calibrated to 10 ppm isobutylene standard. PID readings are headspace values from soil placed in resealable plastic bags.
3						
4				3.833		Dry granular bentonite
						#3 filter pack sand
5						3" stainless steel vapor probe
						Dry granular bentonite
6				5.542		
						Neat cement grout (5% bentonite)
7						

joanna.worker - 10/31/2022 - WELL10
E:_PROJECTS\8622397107 (FORD NP_22)_2022 2ND SEMI\FORD NPB LOGS_2ND SEMI2022.GPJ - _WSP-LIBRARY.GLB

PROJECT: Former Ford Aeronutronic Property
Newport Beach, California

Log of Well No. SG-188 (cont'd)

DEPTH (feet)	SAMPLES: Sample No.	Sample	Blows/ 6 Inches	PID Reading (ppm)	DESCRIPTION NAME (USCS): color, moist, % by wt., plast. density, structure, cementation, react. w/HCl, geo. inter.	WELL CONSTRUCTION DETAILS AND/OR DRILLING REMARKS
					SILTY SAND (SM): continued	
8				4.183		Neat cement grout (5% bentonite)
						0.25" diameter Teflon® tubing
9						
10				6.105		
11					POORLY GRADED SAND with SILT (SP-SM): pale brown (10YR 6/3), moist, ~90% fine to medium sand, ~10% low plasticity fines, sand is predominantly fine, orange iron oxide staining	
12				4.716		
13						
14				6.300		Dry granular bentonite
						#3 filter pack sand
15						3" stainless steel vapor probe
					Bottom of boring at 15.5 feet bgs	
16					Coordinates are approximate feet Northing and Easting based on California State Plane Zone 6 (NAD83)	
17						

joanna.worker - 10/31/2022 - WELL10
E:_PROJECTS\8622397107 (FORD NP 22)_ 2022 2ND SEMI\FORD NPB LOGS 2ND SEMI2022.GPJ - WSP-LIBRARY.GLB

PROJECT: Former Ford Aeronutronic Property Newport Beach, California	**Log of Well No. SG-189**
BORING LOCATION: Northing: 2,179,044; Easting: 6,069,614	GROUND SURFACE ELEVATION AND DATUM: Not surveyed; datum is ground surface
DRILLING CONTRACTOR: InterPhase Environmental, Inc.	DATE STARTED: 8/9/22 / DATE FINISHED: 8/9/22
DRILLING METHOD: Hand auger	TOTAL DEPTH (ft. bgs.): 15.5' / SCREEN INTERVAL (ft. bgs.): See remarks
DRILLING EQUIPMENT: Hand auger	DEPTH TO WATER ATD: NA / CASING: See remarks
SAMPLING METHOD: Hand auger	LOGGED BY: T. Barrows
HAMMER WEIGHT: NA / DROP: NA	RESPONSIBLE PROFESSIONAL: E. Bailiff / REG. NO. CEG 2252

DEPTH (feet)	SAMPLES: Sample No.	Sample	Blows/ 6 Inches	PID Reading (ppm)	DESCRIPTION NAME (USCS): color, moist, % by wt., plast. density, structure, cementation, react. w/HCl, geo. inter. Surface Elevation: Not surveyed; datum is ground surface
					SILTY SAND (SM): brown (10YR 5/3), moist, ~85% fine to medium sand, ~15% low plasticity fines, trace roots @ 0.25': no roots
1					
2				0.430	
3					
4				0.227	
5					
6				0.380	
7					

WELL CONSTRUCTION DETAILS AND/OR DRILLING REMARKS

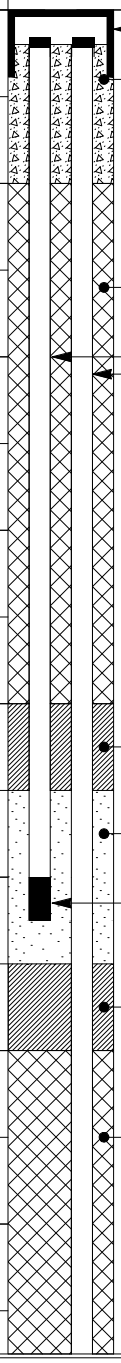

joanna.worker - 10/31/2022 - WELL10
E:_PROJECTS\8622397107 (FORD NP_22)_2022 2ND SEMI\FORD NPB LOGS_2ND SEMI2022.GPJ - _WSP-LIBRARY.GLB

PROJECT: Former Ford Aeronutronic Property
Newport Beach, California

Log of Well No. SG-189 (cont'd)

DEPTH (feet)	SAMPLES: Sample No.	SAMPLES: Sample	SAMPLES: Blows/ 6 Inches	PID Reading (ppm)	DESCRIPTION NAME (USCS): color, moist, % by wt., plast. density, structure, cementation, react. w/HCl, geo. inter.	WELL CONSTRUCTION DETAILS AND/OR DRILLING REMARKS
8				0.228	SILTY SAND (SM): continued	Neat cement grout (5% bentonite); 0.25" diameter Teflon® tubing
9						
10				0.280		
11						
12				0.354		
13						
14						Dry granular bentonite; #3 filter pack sand
15				0.301		3" stainless steel vapor probe
					Bottom of boring at 15.5 feet bgs Coordinates are approximate feet Northing and Easting based on California State Plane Zone 6 (NAD83)	
16						
17						

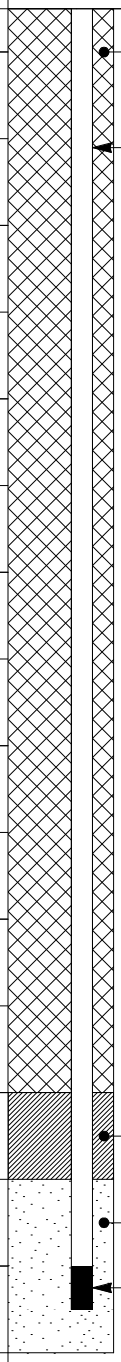

joanna.worker - 10/31/2022 - WELL10
E:_PROJECTS\8622397107 (FORD NP 22)_2022 2ND SEMI\FORD NPB LOGS 2ND SEMI2022.GPJ - WSP-LIBRARY.GLB

PROJECT: Former Ford Aeronutronic Property Newport Beach, California	**Log of Well No. SG-190**
BORING LOCATION: Northing: 2,181,963; Easting: 6,070,768	GROUND SURFACE ELEVATION AND DATUM: Not surveyed; datum is ground surface
DRILLING CONTRACTOR: InterPhase Environmental, Inc.	DATE STARTED: 9/30/22 / DATE FINISHED: 9/30/22
DRILLING METHOD: Hand auger	TOTAL DEPTH (ft. bgs.): 14.0' / SCREEN INTERVAL (ft. bgs.): See remarks
DRILLING EQUIPMENT: Hand auger	DEPTH TO WATER ATD: 13.5' / CASING: See remarks
SAMPLING METHOD: Hand auger	LOGGED BY: T. Barrows
HAMMER WEIGHT: NA / DROP: NA	RESPONSIBLE PROFESSIONAL: E. Bailiff / REG. NO. CEG 2252

DEPTH (feet)	SAMPLES: Sample No.	Sample	Blows/ 6 Inches	PID Reading (ppm)	DESCRIPTION NAME (USCS): color, moist, % by wt., plast. density, structure, cementation, react. w/HCl, geo. inter. Surface Elevation: Not surveyed; datum is ground surface
					POORLY GRADED SAND with SILT (SP-SM): dark grayish brown (10YR 4/2), moist, ~90% fine sand, ~10% low plasticity fines, trace roots
1					
2				0.090	fine to medium sand
3					SILTY SAND (SM): brown (10YR 4/3), moist, ~80% fine to medium sand, ~20% low plasticity fines
4				0.080	
5					
6					POORLY GRADED SAND with SILT (SP-SM): grayish brown (10YR 5/2), moist, ~90% fine sand, ~10% low plasticity fines
				0.074	
7					yellowish brown (10YR 5/4)

WELL CONSTRUCTION DETAILS AND/OR DRILLING REMARKS

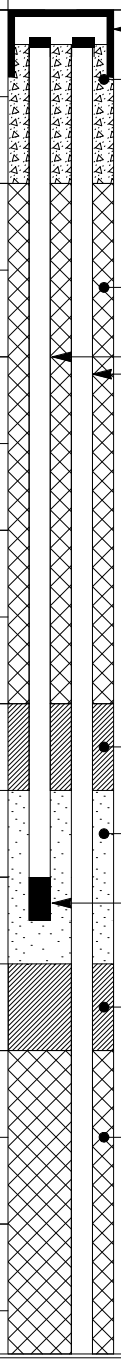

PID = ppbRAE 3000 photoionization detector calibrated to 10 ppm isobutylene standard. PID readings are headspace values from soil placed in resealable plastic bags.

joanna.worker - 1/3/2023 - WELL10
E:_PROJECTS\8622397107 (FORD NP_22)_2022 2ND SEMI\FORD NPB LOGS_2ND SEMI2022.GPJ - _WSP-LIBRARY.GLB

PROJECT: Former Ford Aeronutronic Property
Newport Beach, California

Log of Well No. SG-190 (cont'd)

DEPTH (feet)	SAMPLES: Sample No.	Sample	Blows/ 6 Inches	PID Reading (ppm)	DESCRIPTION NAME (USCS): color, moist, % by wt., plast. density, structure, cementation, react. w/HCl, geo. inter.	WELL CONSTRUCTION DETAILS AND/OR DRILLING REMARKS
8					POORLY GRADED SAND with SILT (SP-SM): continued	Neat cement grout (5% bentonite)
				0.070		0.25" diameter Teflon® tubing
9					CLAYEY SAND (SC): dark gray (5YR 4/1), moist, ~55% fine sand, ~45% medium plasticity fines	
10					~60% sand, ~40% fines	
				0.089		
11						
					POORLY GRADED SAND with SILT (SP-SM): yellowish brown (10YR 5/4), moist, ~90% fine to medium sand, ~10% low plasticity fines	Dry granular bentonite
12						#3 filter pack sand
				0.115		3" stainless steel vapor probe
13					trace shell fragmens	
					wet	Dry granular bentonite
14					Bottom of boring at 14 feet bgs Coordinates are approximate feet Northing and Easting based on California State Plane Zone 6 (NAD83)	
15						
16						
17						

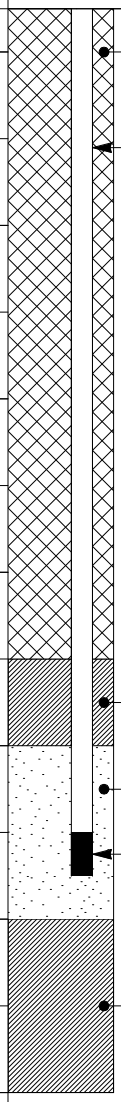

joanna.worker - 1/3/2023 - WELL10
E:_PROJECTS\8622397107 (FORD NP 22)_ 2022 2ND SEMI\FORD NPB LOGS 2ND SEMI2022.GPJ - WSP-LIBRARY.GLB

PROJECT: Former Ford Aeronutronic Property Newport Beach, California		**Log of Well No. SG-191**
BORING LOCATION: Northing: 2,181,772; Easting: 6,070,680		GROUND SURFACE ELEVATION AND DATUM: Not surveyed; datum is ground surface
DRILLING CONTRACTOR: InterPhase Environmental, Inc.		DATE STARTED: 9/30/22 / DATE FINISHED: 9/30/22
DRILLING METHOD: Hand auger		TOTAL DEPTH (ft. bgs.): 15.5' / SCREEN INTERVAL (ft. bgs.): See remarks
DRILLING EQUIPMENT: Hand auger		DEPTH TO WATER ATD: 13.5' / CASING: See remarks
SAMPLING METHOD: Hand auger		LOGGED BY: T. Barrows
HAMMER WEIGHT: NA	DROP: NA	RESPONSIBLE PROFESSIONAL: E. Bailiff / REG. NO. CEG 2252

DEPTH (feet)	SAMPLES: Sample No.	Sample	Blows/ 6 Inches	PID Reading (ppm)	DESCRIPTION NAME (USCS): color, moist, % by wt., plast. density, structure, cementation, react. w/HCl, geo. inter. Surface Elevation: Not surveyed; datum is ground surface
					SILTY SAND (SM): brown (10YR 5/3), moist, ~80% fine to medium sand, ~20% low plasticity fines, trace roots
1					
2				0.020	
3					CLAYEY SAND (SC): dark gray (5YR 4/1), moist, ~60% fine to medium sand, ~40% medium plasticity fines
4				0.058	SILTY SAND (SM): brown (10YR 5/3), moist, ~85% fine to medium sand, ~15% low plasticity fines
5					POORLY GRADED SAND with SILT (SP-SM): grayish brown (10YR 5/2), moist, ~90% fine sand, ~10% low plasticity fines
6				0.088	
7					

WELL CONSTRUCTION DETAILS AND/OR DRILLING REMARKS

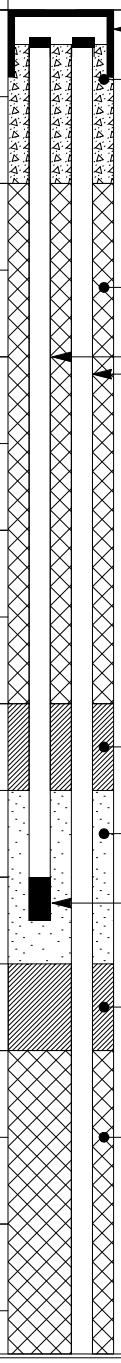

joanna.worker - 1/3/2023 - WELL10
E:_PROJECTS\8622397107 (FORD NP_22)_2022 2ND SEMI\FORD NPB LOGS_2ND SEMI2022.GPJ - _WSP-LIBRARY.GLB

PROJECT: Former Ford Aeronutronic Property
Newport Beach, California

Log of Well No. SG-191 (cont'd)

DEPTH (feet)	SAMPLES: Sample No.	SAMPLES: Sample	SAMPLES: Blows/ 6 Inches	PID Reading (ppm)	DESCRIPTION NAME (USCS): color, moist, % by wt., plast. density, structure, cementation, react. w/HCl, geo. inter.	WELL CONSTRUCTION DETAILS AND/OR DRILLING REMARKS
8				0.091	POORLY GRADED SAND with SILT (SP-SM): continued	Neat cement grout (5% bentonite) 0.25" diameter Teflon® tubing
9						
10				0.031	LEAN CLAY with SAND (CL): very dark gray (N 3/), moist, ~75% fines, ~25% fine sand, medium plasticity, slow dilatancy	
11					POORLY GRADED SAND (SP): light greenish gray (10Y 7/1), moist, ~95% fine sand, ~5% low plasticity fines	
12				0.040	POORLY GRADED SAND with SILT (SP-SM): brown (10YR 5/3), moist, ~90% fine to medium sand, ~10% low plasticity fines	Dry granular bentonite #3 filter pack sand 3" stainless steel vapor probe
13					wet	Dry granular bentonite
14				0.402		
15						
16					Bottom of boring at 15.5 feet bgs Coordinates are approximate feet Northing and Easting based on California State Plane Zone 6 (NAD83)	
17						

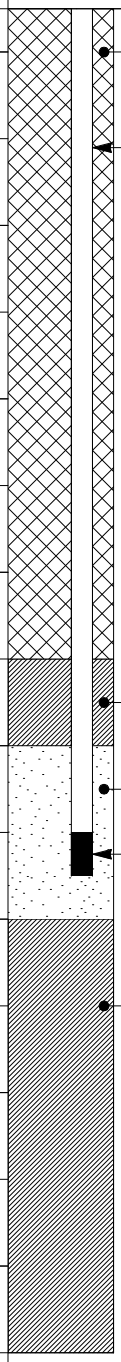

joanna.worker - 1/3/2023 - WELL10
E:_PROJECTS\8622397107 (FORD NP 22)_2022 2ND SEMI\FORD NPB LOGS 2ND SEMI2022.GPJ - WSP-LIBRARY.GLB

APPENDIX E

Field Forms

wood.

STANDARD GROUNDWATER SAMPLING RECORD

Well ID:	GGW-27r	Initial Depth to Water:	36.75 ft bgs
Sample ID:	GGW-27-37	Duplicate ID: NA	Depth to Water after Sampling: - ft bgs
Sample Depth:	37	Total Well Depth:	37 ft bgs
Project and Task No.:	8622397103.02.2A	Well Diameter:	2 inches
Project Name:	Former Ford Aeronutronic Facility	One Casing Volume:	NA gallons
Date:	07.18.2022	Four Casing Volumes:	NA gallons
Sample By:	T. Naing Mobin	Total Casing Volumes Removed:	NA
Method of Purging:	NA		
Method of Sampling:	Disposable bailer		

Time	Pump Intake Depth (ft btoc)	Rate (gal/min)	Cumulative Volume (gallons)	Temp. (°C)	pH (units)	Specific Electrical Conductance (mS/cm)	Redox Potential (mV)	Dissolved Oxygen (mg/L)	Turbidity (NTU)	Depth to Water (ft btoc)	Remarks (color and sediment)
				Stabilization Criteria							
				(± 3%)	(± 0.1 unit)	(± 3%)	(± 10 mV)	(± 10%)*	(± 10%)*		
	Not enough volume for water quality parameters.										

CASING VOLUME CALCULATION

well diameter (inches)	casing volume per foot (gallons) [A]	well depth (ft btoc) [B]	depth to water (ft btoc) [C]	one casing volume (gallons) [A x (B-C)]
2	0.16			
4	0.65			

NOTES: Temp well screened 32' to 37'. 6" casing @ 32'

* For dissolved oxygen and turbidity, stabilization is considered achieved when three consecutive readings are less than 0.5 mg/L and 5 NTU, respectively.

wood.

STANDARD GROUNDWATER SAMPLING RECORD

Well ID:	GGW-27	Initial Depth to Water:	37 ft bgs
Sample ID:	GGW-27-47 Duplicate ID: NA	Depth to Water after Sampling:	37 ft bgs
Sample Depth:	47	Total Well Depth:	47 ft bgs
Project and Task No.:	8622397103.02.2A	Well Diameter:	2 inches
Project Name:	Former Ford Aeronutronic Facility	One Casing Volume:	NA gallons
Date:	07.18.2022	Four Casing Volumes:	NA gallons
Sample By:	T. Klaing, M. Mahmoudi	Total Casing Volumes Removed:	NA
Method of Purging:	NA		
Method of Sampling:	Disposable bailer		

Time	Pump Intake Depth (ft btoc)	Rate (gal/min)	Cumulative Volume (gallons)	Temp. (°C)	pH (units)	Specific Electrical Conductance (mS/cm)	Redox Potential (mV)	Dissolved Oxygen (mg/L)	Turbidity (NTU)	Depth to Water (ft btoc)	Remarks (color and sediment)
				Stabilization Criteria							
				(± 3%)	(± 0.1 unit)	(± 3%)	(± 10 mV)	(± 10%)*	(± 10%)*		
1435	–	–	–	25.0	7.37	9.12	-13.5	4.92	–		slightly cloudy

CASING VOLUME CALCULATION

well diameter (inches)	casing volume per foot (gallons) [A]	well depth (ft btoc) [B]	depth to water (ft btoc) [C]	one casing volume (gallons) [A x (B-C)]
2	0.16			
4	0.65			

NOTES: Temporarily screened 42' to 47'. 6" casing @ 44'.

* For dissolved oxygen and turbidity, stabilization is considered achieved when three consecutive readings are less than 0.5 mg/L and 5 NTU, respectively.

wood.

STANDARD GROUNDWATER SAMPLING RECORD

Well ID: GGW-27

Sample ID: GGW-27-57 Duplicate ID: GGW-27-57 DUP

Sample Depth: 57

Project and Task No.: 8622397103.02.2A

Project Name: Former Ford Aeronutronic Facility

Date: 7-19-2022

Sample By: T. Waring, M. Mahmoudi

Method of Purging: NA

Method of Sampling: Disposable bailer

Initial Depth to Water: 43.6 ft bgs

Depth to Water after Sampling: 43.6 ft bgs

Total Well Depth: 57 ft bgs

Well Diameter: 2 inches

One Casing Volume: NA gallons

Four Casing Volumes: NA gallons

Total Casing Volumes Removed: NA

Time	Pump Intake Depth (ft btoc)	Rate (gal/min)	Cumulative Volume (gallons)	Temp. (°C)	pH (units)	Specific Electrical Conductance (mS/cm)	Redox Potential (mV)	Dissolved Oxygen (mg/L)	Turbidity (NTU)	Depth to Water (ft btoc)	Remarks (color and sediment)
				Stabilization Criteria							
				(± 3%)	(± 0.1 unit)	(± 3%)	(± 10 mV)	(± 10%)*	(± 10%)*		
915	NA	NA	NA	21.3	6.76	7.712	58.9	4.85	–	43.6	slightly cloudy

CASING VOLUME CALCULATION

well diameter (inches)	casing volume per foot (gallons) [A]	well depth (ft btoc) [B]	depth to water (ft btoc) [C]	one casing volume (gallons) [A x (B-C)]
2	0.16			
4	0.65			

NOTES: Temp well screened 52' to 57'. 6" casing @ 52'

* For dissolved oxygen and turbidity, stabilization is considered achieved when three consecutive readings are less than 0.5 mg/L and 5 NTU, respectively.

wood.

STANDARD GROUNDWATER SAMPLING RECORD

Well ID: GGW-27

Sample ID: GGW-27-57 Duplicate ID: GGW-27-57 DUP

Sample Depth: 57

Project and Task No.: 8622397103.02.2A

Project Name: Former Ford Aeronutronic Facility

Date: 7-19-2022

Sample By: T. Waring, M. Mahmoudi

Method of Purging: NA

Method of Sampling: Disposable bailer

Initial Depth to Water: 43.6 ft bgs

Depth to Water after Sampling: 43.6 ft bgs

Total Well Depth: 57 ft bgs

Well Diameter: 2 inches

One Casing Volume: NA gallons

Four Casing Volumes: NA gallons

Total Casing Volumes Removed: NA

Time	Pump Intake Depth (ft btoc)	Rate (gal/min)	Cumulative Volume (gallons)	Temp. (°C)	pH (units)	Specific Electrical Conductance (mS/cm)	Redox Potential (mV)	Dissolved Oxygen (mg/L)	Turbidity (NTU)	Depth to Water (ft btoc)	Remarks (color and sediment)
				Stabilization Criteria							
				(± 3%)	(± 0.1 unit)	(± 3%)	(± 10 mV)	(± 10%)*	(± 10%)*		
915	NA	NA	NA	21.3	6.76	7.712	58.9	4.85	–	43.6	slightly cloudy

CASING VOLUME CALCULATION

well diameter (inches)	casing volume per foot (gallons) [A]	well depth (ft btoc) [B]	depth to water (ft btoc) [C]	one casing volume (gallons) [A x (B-C)]
2	0.16			
4	0.65			

NOTES: Temp well screened 52' to 57'. 6" casing @ 52'

* For dissolved oxygen and turbidity, stabilization is considered achieved when three consecutive readings are less than 0.5 mg/L and 5 NTU, respectively.

wood.

STANDARD GROUNDWATER SAMPLING RECORD

Well ID:	GGW-28	Initial Depth to Water:	43.5	ft bgs
Sample ID:	GGW-28-44 Duplicate ID:	Depth to Water after Sampling:	43.2	ft bgs
Sample Depth:	44	Total Well Depth:	44	ft bgs
Project and Task No.:	8622397103.02.2A	Well Diameter:	2	inches
Project Name:	Former Ford Aeronutronic Facility	One Casing Volume:	NA	gallons
Date:	07.20.2022	Four Casing Volumes:	NA	gallons
Sample By:	T. Naing, M Mahmoudi	Total Casing Volumes Removed:	NA	
Method of Purging:	NA			
Method of Sampling:	Disposable bailer			

Time	Pump Intake Depth (ft btoc)	Rate (gal/min)	Cumulative Volume (gallons)	Temp. (°C)	pH (units)	Specific Electrical Conductance (mS/cm)	Redox Potential (mV)	Dissolved Oxygen (mg/L)	Turbidity (NTU)	Depth to Water (ft btoc)	Remarks (color and sediment)
				Stabilization Criteria							
				(± 3%)	(± 0.1 unit)	(± 3%)	(± 10 mV)	(± 10%)*	(± 10%)*		
1200	NA	NA	NA	25.5	7.16	3.156	38.5	4.01	–	43.5	light brown

CASING VOLUME CALCULATION

well diameter (inches)	casing volume per foot (gallons) [A]	well depth (ft btoc) [B]	depth to water (ft btoc) [C]	one casing volume (gallons) [A x (B-C)]
2	0.16			
4	0.65			

NOTES:

Screened 39' to 44'. Casing @ 35'

* For dissolved oxygen and turbidity, stabilization is considered achieved when three consecutive readings are less than 0.5 mg/L and 5 NTU, respectively.

wood.

STANDARD GROUNDWATER SAMPLING RECORD

Well ID:	GGW-28	Initial Depth to Water:	51.25 ft bgs
Sample ID:	GGW-28-52 Duplicate ID: NA	Depth to Water after Sampling:	51.75 ft bgs
Sample Depth:	52	Total Well Depth:	52 ft bgs
Project and Task No.:	8622397103.02.2A	Well Diameter:	2 inches
Project Name:	Former Ford Aeronutronic Facility	One Casing Volume:	NA gallons
Date:	07-20-2022	Four Casing Volumes:	NA gallons
Sample By:	T. Naing	Total Casing Volumes Removed:	NA
Method of Purging:	NA		
Method of Sampling:	Disposable bailer		

Time	Pump Intake Depth (ft btoc)	Rate (gal/min)	Cumulative Volume (gallons)	Temp. (°C)	pH (units)	Specific Electrical Conductance (mS/cm)	Redox Potential (mV)	Dissolved Oxygen (mg/L)	Turbidity (NTU)	Depth to Water (ft btoc)	Remarks (color and sediment)
				Stabilization Criteria							
				(± 3%)	(± 0.1 unit)	(± 3%)	(± 10 mV)	(± 10%)*	(± 10%)*		
1320				25.5	7.78	4.48	87.7	5.64	–	51.25	brown

CASING VOLUME CALCULATION

well diameter (inches)	casing volume per foot (gallons) [A]	well depth (ft btoc) [B]	depth to water (ft btoc) [C]	one casing volume (gallons) [A x (B-C)]
2	0.16			
4	0.65			

NOTES:

Screened 47' to 52'. Casing @ 47'

* For dissolved oxygen and turbidity, stabilization is considered achieved when three consecutive readings are less than 0.5 mg/L and 5 NTU, respectively.

wood.

GROUTING FORM

Project Name: Former Ford Aeronutronic Facility

Date: ~~GGW-28~~ 7/21/22

Project /Task Number: 8622397103.02.2A

Well/Boring ID: GGW-28

Location: Parcel 12, Leesburg CT cul-de-sac

Batch Number	TIME			BATCH MIXTURE					BATCH VOLUME		CUMULATIVE VOLUME				
	Begin Mixing	End Mixing	End Pumping	# Sacks Cement	Water (gallons)	Bentonite (lbs)	Sand (lbs)	Grout Weight (lbs/gal)	cu. ft.	gallons	cu. ft.	gallons	Calculated Grout Level (ft bgs)	Measured Grout Level (ft bgs)	Tremie Pipe Depth (ft bgs)
1	1135	1142	1146	7	30	~15	–	–	–	~50	–	~50	36.7		80
2	1155	1210	1215	6	25	~10	–	–	–	~45	–	~95	6		55
3	1220		1223	2	8	Ø	–	–	–	~9	–	~104			5

6" - 0-62'
4": 62'-82'

6": 1.46 gal/ft
4": 0.65 gal/ft

wood.

LOW FLOW GROUNDWATER SAMPLING RECORD

Well ID:	W2C1	Initial Depth to Water:	25.95 TD@ 34.30
Sample ID:	W2C1 Duplicate ID: —	Depth to Water after Sampling:	25.97
Sample Depth:	30	Total Depth to Well (ft):	34.30
Project and Task No.:	8618397107.01.1C	Well Diameter (in):	~~2~~ 4"
Project Name:	FORD NEWPORT BEACH	1 System Volume (liters):	0.57
Date:	08/22/22		
Sampled By:	Tyler Barrows	2 System Volume (liters):	1.14
Method of Purging:	1.75" Bladder pump		
Method of Sampling:	1.75" Bladder pump	Total System Volumes Removed:	15.78

Time	Intake Depth (ft bTOC)	Rate (ml/m)	Cum. Vol. (liters)	Temp. (°C)	pH (units)	Specific Electrical Conductance (mS/cm)	Redox Potential (mV)	Dissolved Oxygen (mg/L)	Turbidity (NTU)	Depth to Water (ft bTOC)	Remarks (color and sediment)
0925	30	200	~~0~~		pump on					25.95	
0930			1	22.0	6.92	2.142	98.4	6.50	277	25.96	cloudy brown
0935			2	21.9	6.92	2.112	104.5	6.48	193	25.98	cloudy brown
0940			3	21.9	6.91	2.083	109.3	6.41	167	26.20	Cloudy brown
0945			4	21.9	6.90	2.050	118.1	6.22	93	26.25	cloudy
0950			5	21.9	6.90	2.022	123.5	6.11	76	26.26	cloudy
0955			6	21.9	6.89	2.004	126.9	6.04	63	26.27	cloudy
1000			7	21.9	6.89	1.993	128.7	6.00	57	26.28	cloudy
1005			8	21.9	6.89	1.976	132.0	5.92	45	26.28	cloudy

pH CALIBRATION (choose two)				
Buffer Solution	pH 4.0	pH 7.0	pH 10.0	
Field Temperature °C	22.9	22.9	22.9	
Instrument Reading	4.15	7.05	9.87	

Model or Unit No.: YSI

SPECIFIC ELECTRICAL CONDUCTANCE – CALIBRATION			
KCL Solution (mS/cm)	4.49 at 25°C	7,000	
Field Temperature °C	23.1	23.1	
Instrument Reading		5,777	

Model or Unit No.: YSI

REDOX CALIBRATION		DISSOLVED OXYGEN CALIBRATION	
Standard Solution		Salinity %	0.05
Field Temperature °C		Altitude	760.0
Instrument Reading		Instrument Reading	9.75
Model or Unit No.:		Model or Unit No.:	YSI
Ag/AgCl Electrode (SSCE)			

wood.

LOW FLOW GROUNDWATER SAMPLING RECORD (Cont.)

Well ID: W2C1 Date: 08/22/22 Project and task number: 96D2397107.01.1C

Time	Intake Depth (ft bTOC)	Rate (ml/m)	Cum. Vol. (liters)	Temp. (°C)	pH (units)	Specific Electrical Conductance (mS/cm)	Redox Potential (mV; SSCE)	Dissolved Oxygen (mg/L)	Turbidity (NTU)	Depth to Water (ft bTOC)	Remarks (color and sediment)
1010	30	200	9	21.9	6.88	1.960	135.1	5.85	40	26.31	Cloudy
1015			Collected Sample								

wood.

LOW FLOW GROUNDWATER SAMPLING RECORD

Well ID:	W2C3	Initial Depth to Water:	53.35
Sample ID:	W2C3 — Duplicate ID: —	Depth to Water after Sampling:	53.36
Sample Depth:	58	Total Depth to Well (ft):	63'
Project and Task No.:	8618397107.01.1C	Well Diameter (in):	4"
Project Name:	FORD NEWPORT BEACH	1 System Volume (liters):	0.69
Date:	08/22/22		
Sampled By:	Tyler Barrows	2 System Volume (liters):	1.39
Method of Purging:	Dedicated bladder pump		
Method of Sampling:	Dedicated bladder pump	Total System Volumes Removed:	7.24

Time	Intake Depth (ft bTOC)	Rate (ml/m)	Cum. Vol. (liters)	Temp. (°C)	pH (units)	Specific Electrical Conductance (mS/cm)	Redox Potential (mV)	Dissolved Oxygen (mg/L)	Turbidity (NTU)	Depth to Water (ft bTOC)	Remarks (color and sediment)
1245	58'	200	0	Pump on						53.35	
1250			1	24.1	6.96	2.407	75.8	6.04	9.28	53.36	Clear
1255			2	23.6	6.97	2.369	90.7	6.93	6.74	53.38	Clear
1300			3	23.7	6.99	2.357	98.7	6.99	6.00	53.40	Clear
1305			4	23.5	6.96	2.351	100.5	6.95	5.98	53.41	Clear
1310			5	23.6	6.95	2.346	104.3	6.96	5.21	53.43	Clear
1315			Collected Sample								

pH CALIBRATION (choose two)				
Buffer Solution	pH 4.0	pH 7.0	pH 10.0	
Field Temperature °C	22.8	22.9	22.9	
Instrument Reading	4.15	7.05	9.97	

Model or Unit No.: YSI

SPECIFIC ELECTRICAL CONDUCTANCE – CALIBRATION			
KCL Solution (mS/cm)	4.49 at 25°C	7,000	
Field Temperature °C		23.1	
Instrument Reading		5,777	

Model or Unit No.: YSI

REDOX CALIBRATION		DISSOLVED OXYGEN CALIBRATION	
Standard Solution		Salinity %	0.05
Field Temperature °C		Altitude	760.0
Instrument Reading		Instrument Reading	9.75
Model or Unit No.:		Model or Unit No.:	YSI
Ag/AgCl Electrode (SSCE)			

wood.

LOW FLOW GROUNDWATER SAMPLING RECORD

Well ID:	R34	**Initial Depth to Water:**	53.64
Sample ID:	R-34 **Duplicate ID:** —	**Depth to Water after Sampling:**	53.66
Sample Depth:	62'	**Total Depth to Well (ft):**	67'
Project and Task No.:	8618397107.01.1C	**Well Diameter (in):**	2"
Project Name:	FORD NEWPORT BEACH	**1 System Volume (liters):**	0.71
Date:	08/23/22		
Sampled By:	Tyler Barrows	**2 System Volume (liters):**	1.42
Method of Purging:	Dedicated Bladder Pump		
Method of Sampling:	Dedicated Bladder Pump	**Total System Volumes Removed:**	7.04

Time	Intake Depth (ft bTOC)	Rate (ml/m)	Cum. Vol. (liters)	Temp. (°C)	pH (units)	Specific Electrical Conductance (mS/cm)	Redox Potential (mV)	Dissolved Oxygen (mg/L)	Turbidity (NTU)	Depth to Water (ft bTOC)	Remarks (color and sediment)
0800	62	200	0	Pump on							
0805	↓	↓	1	21.6	6.98	3.800	90.3	2.35	11	53.65	Clear
0810	↓	↓	2	21.6	6.95	3.225	93.0	3.03	7	53.67	Clear
0815	↓	↓	3	21.5	6.97	2.916	70.5	3.34	7	53.68	Clear
0820	↓	↓	4	21.5	6.98	2.860	69.2	3.41	8	53.69	Clear
0825	↓	↓	5	21.5	6.97	2.825	68.4	3.43	9	53.72	Clear
0830			Collected Sample								

pH CALIBRATION (choose two)				
Buffer Solution	pH 4.0	pH 7.0	pH 10.0	
Field Temperature °C	22.7	22.7	22.7	
Instrument Reading	4.01	7.17	10.03	

Model or Unit No.: YSI

SPECIFIC ELECTRICAL CONDUCTANCE – CALIBRATION			
KCL Solution (mS/cm)	4.49 at 25°C	7,000	
Field Temperature °C		22.8	
Instrument Reading		6438	

Model or Unit No.: YSI

REDOX CALIBRATION		DISSOLVED OXYGEN CALIBRATION	
Standard Solution		Salinity %	0.03
Field Temperature °C		Altitude	760.0
Instrument Reading		Instrument Reading	9.88
Model or Unit No.:		Model or Unit No.:	YSI
Ag/AgCl Electrode (SSCE)			

wood.

LOW FLOW GROUNDWATER SAMPLING RECORD

Well ID:	P56	Initial Depth to Water:	46.42
Sample ID:	P-56	Duplicate ID: —	Depth to Water after Sampling: 46.42
Sample Depth:	85'	Total Depth to Well (ft):	88
Project and Task No.:	8618397107.01.1C	Well Diameter (in):	2"
Project Name:	FORD NEWPORT BEACH	1 System Volume (liters):	0.85
Date:	08/23/22		
Sampled By:	Tyler Barrows	2 System Volume (liters):	1.7
Method of Purging:	1.75" Bladder Pump		
Method of Sampling:	1.75" Bladder Pump	Total System Volumes Removed:	5.88

Time	Intake Depth (ft bTOC)	Rate (ml/m)	Cum. Vol. (liters)	Temp. (°C)	pH (units)	Specific Electrical Conductance (mS/cm)	Redox Potential (mV)	Dissolved Oxygen (mg/L)	Turbidity (NTU)	Depth to Water (ft bTOC)	Remarks (color and sediment)
1030	85'	200	0	Pump on							
1035			1	22.1	6.39	10.620	119.8	6.39	226	46.42	cloudy
1040			2	22.0	6.48	10.582	103.4	0.75	160	46.45	Cloudy
1045			3	21.9	6.52	10.548	100.3	0.58	313	46.49	cloudy
1050			4	21.9	6.54	10.548	91.7	0.53	389	46.51	cloudy
1055			5	21.9	6.57	10.582	89.56	0.51	363	46.52	cloudy
1100			Collected Sample								

pH CALIBRATION (choose two)				
Buffer Solution	pH 4.0	pH 7.0	pH 10.0	
Field Temperature °C	22.7	22.7	22.7	
Instrument Reading	4.01	7.17	10.03	

Model or Unit No.: YSI

SPECIFIC ELECTRICAL CONDUCTANCE – CALIBRATION			
KCL Solution (mS/cm)	4.49 at 25°C	7.000	
Field Temperature °C		22.8	
Instrument Reading		6.438	

Model or Unit No.: YSI

REDOX CALIBRATION		DISSOLVED OXYGEN CALIBRATION	
Standard Solution		Salinity %	0.03
Field Temperature °C		Altitude	760.0
Instrument Reading		Instrument Reading	9.88
Model or Unit No.:		Model or Unit No.:	YSI
Ag/AgCl Electrode (SSCE)			

wood.

LOW FLOW GROUNDWATER SAMPLING RECORD

Well ID:	R-57	Initial Depth to Water:	48.65
Sample ID:	R-57	Duplicate ID: —	Depth to Water after Sampling: 48.66
Sample Depth:	50	Total Depth to Well (ft):	53
Project and Task No.:	8618397107.01.1C	Well Diameter (in):	2
Project Name:	FORD NEWPORT BEACH	1 System Volume (liters):	0.67
Date:	08/23/22		
Sampled By:	Tyler Barrows	2 System Volume (liters):	1.34
Method of Purging:	1.75" Bladder pump		
Method of Sampling:	1.75" Bladder pump	Total System Volumes Removed:	5.97

Time	Intake Depth (ft bTOC)	Rate (ml/m)	Cum. Vol. (liters)	Temp. (°C)	pH (units)	Specific Electrical Conductance (mS/cm)	Redox Potential (mV)	Dissolved Oxygen (mg/L)	Turbidity (NTU)	Depth to Water (ft bTOC)	Remarks (color and sediment)
1200	50	200	0	Pump on							
1205			1	21.8	7.02	2.472	102.6	5.08	81.58	48.67	cloudy
1210			2	21.9	6.99	2.478	105.2	4.69	52.85	48.69	cloudy
1215			3	21.9	6.98	2.477	107.1	4.67	51.03	48.70	cloudy
1220			4	21.8	6.97	2.479	110.4	4.65	52.05	48.75	cloudy
1225			Collected Sample								

pH CALIBRATION (choose two)				
Buffer Solution	pH 4.0	pH 7.0	pH 10.0	
Field Temperature °C	22.7	22.7	22.7	
Instrument Reading	4.01	7.17	10.03	

Model or Unit No.: YSI

SPECIFIC ELECTRICAL CONDUCTANCE – CALIBRATION			
KCL Solution (mS/cm)	4.49 at 25°C	7.1000	
Field Temperature °C		22.8	
Instrument Reading		6.438	

Model or Unit No.: YSI

REDOX CALIBRATION		DISSOLVED OXYGEN CALIBRATION	
Standard Solution		Salinity %	0.03
Field Temperature °C		Altitude	760.0
Instrument Reading		Instrument Reading	9.88
Model or Unit No.:		Model or Unit No.:	YSI
Ag/AgCl Electrode (SSCE)			

wood.

LOW FLOW GROUNDWATER SAMPLING RECORD

Well ID:	R-61	Initial Depth to Water:	60.10
Sample ID:	R-61	Duplicate ID: —	Depth to Water after Sampling:	60.14
Sample Depth:	63'	Total Depth to Well (ft):	68
Project and Task No.:	8618397107.01.1C	Well Diameter (in):	2
Project Name:	FORD NEWPORT BEACH	1 System Volume (liters):	0.735
Date:	08/24/20		
Sampled By:	Tyler Barrows	2 System Volume (liters):	1.47
Method of Purging:	1.75" Bladder Pump		
Method of Sampling:	1.75" Bladder Pump	Total System Volumes Removed:	8.16

0930	63'	200	0	Pump	On					60.10	Cloudy brown
0935			1	22.1	6.89	2.200	59.6	4.80	100	60.11	Cloudy
0940			2	22.1	6.89	2.207	65.7	4.77	73	60.12	cloudy
0945			3	22.1	6.88	2.212	75.1	4.71	41	60.14	Cloudy
0950			4	22.1	6.88	2.217	83.1	4.69	27	60.15	cloudy
0955			5	22.1	6.88	2.218	88.0	4.66	24	60.17	cloudy
1000			6	22.1	6.87	2.215	92.6	4.63	25	60.18	cloudy
1005				Collected	Samples						

Buffer Solution	pH 4.0	pH 7.0	pH 10.0	
Field Temperature °C	22.3	22.4	22.4	
Instrument Reading	3.97	7.02	10.15	

Model or Unit No.: YSI

KCL Solution (mS/cm)	4.49 at 25°C	2.000	
Field Temperature °C		22.4	
Instrument Reading		6.237	

Model or Unit No.: YSI

Standard Solution		Salinity %	0.08
Field Temperature °C		Altitude	760.0
Instrument Reading		Instrument Reading	9.15
Model or Unit No.:		Model or Unit No.:	YSI
Ag/AgCl Electrode (SSCE)			

wood.

LOW FLOW GROUNDWATER SAMPLING RECORD

Well ID:	P-60	Initial Depth to Water:	50.46
Sample ID:	P-60 Duplicate ID: —	Depth to Water after Sampling:	50.48
Sample Depth:	53'	Total Depth to Well (ft):	58
Project and Task No.:	8618397107.01.1C	Well Diameter (in):	2
Project Name:	FORD NEWPORT BEACH	1 System Volume (liters):	0.685
Date:	08/24/22		
Sampled By:	Tyler Barrows	2 System Volume (liters):	1.37
Method of Purging:	1.75" Bladder pump		
Method of Sampling:	1.75" Bladder pump	Total System Volumes Removed:	5.83

1040	53	200	0	Pump on						50.46	
1045			1	22.9	7.00	1.888	101.2	4.78	52	50.49	cloudy
1050			2	22.9	7.00	1.871	101.6	4.50	45	50.50	cloudy
1055			3	22.8	6.98	1.832	103.4	4.30	43	50.52	cloudy
1100			4	22.8	7.01	1.814	100.5	4.20	42	50.54	cloudy
1105			collected sample								

Buffer Solution	pH 4.0	pH 7.0	pH 10.0
Field Temperature °C	22.3	22.4	22.4
Instrument Reading	3.97	7.02	10.15

Model or Unit No.: YSI

KCL Solution (mS/cm)	4.49 at 25°C	7.000
Field Temperature °C		22.4
Instrument Reading		10.207

Model or Unit No.: YSI

Standard Solution		Salinity %	0.08
Field Temperature °C		Altitude	760.0
Instrument Reading		Instrument Reading	9.15
Model or Unit No.:		Model or Unit No.:	YSI
Ag/AgCl Electrode (SSCE)			

wood.

LOW FLOW GROUNDWATER SAMPLING RECORD

Well ID:	P-58	Initial Depth to Water:	47.15
Sample ID:	P-58	Duplicate ID: Dup-P58	Depth to Water after Sampling: 47.17
Sample Depth:	50'		Total Depth to Well (ft): 55'
Project and Task No.:	8618397107.01.1C		Well Diameter (in): 2"
Project Name:	FORD NEWPORT BEACH		1 System Volume (liters): 0.67
Date:	08/24/22		
Sampled By:	Tyler Burrows		2 System Volume (liters): 1.34
Method of Purging:	1.75" Bladder Pump		
Method of Sampling:	1.75" Bladder Pump		Total System Volumes Removed: 7.46

1340	50	200	0 Pump on								
1345			1	21.7	6.92	2.668	97.3	6.65	83	47.20	cloudy
1350			2	21.4	6.93	2.688	103.1	6.65	32	47.24	cloudy
1355			3	21.4	6.93	2.690	108.1	6.64	24	47.27	cloudy
1400			4	21.3	6.93	2.691	110.7	6.63	23	47.30	cloudy
1405			5	21.3	6.93	2.693	112.3	6.55	20.3	47.33	cloudy
1410			Colleted Sample								

Buffer Solution	pH 4.0	pH 7.0	pH 10.0	
Field Temperature °C	22.3	22.4	22.4	
Instrument Reading	3.97	7.02	10.15	

Model or Unit No.: YSI

KCL Solution (mS/cm)	4.49 at 25°C	7.000	
Field Temperature °C		22.4	
Instrument Reading		6.237	

Model or Unit No.: YSI

Standard Solution		Salinity %	0.08
Field Temperature °C		Altitude	760.0
Instrument Reading		Instrument Reading	9.15
Model or Unit No.:		Model or Unit No.: YSI	
Ag/AgCl Electrode (SSCE)			

wood.

LOW FLOW GROUNDWATER SAMPLING RECORD

Well ID:	P-63	Initial Depth to Water:	34.86
Sample ID:	P-63 Duplicate ID: —	Depth to Water after Sampling:	34.86
Sample Depth:	37'	Total Depth to Well (ft):	40'
Project and Task No.:	8618397107.01.1C	Well Diameter (in):	2"
Project Name:	FORD NEWPORT BEACH	1 System Volume (liters):	0.605
Date:	08/25/22		
Sampled By:	Tyler Barrows	2 System Volume (liters):	1.21
Method of Purging:	1.75" bladder pump		
Method of Sampling:	1.75" bladder pump	Total System Volumes Removed:	8.26

0815	37	200	0	Pump	on					34.86	
0820			1	21.4	6.62	3.483	97.7	4.95	109	34.86	Cloudy
0825			2	20.7	6.62	3.391	103.5	4.72	41	34.89	Cloudy
0830			3	20.7	6.63	3.314	106.3	4.66	24	34.91	Cloudy
0835			4	20.7	6.64	3.227	110.5	4.63	18	34.93	Clear
0840			5	20.7	6.64	3.194	111.2	4.64	18	34.95	Clear
0845				Collected Sample							

Buffer Solution	pH 4.0	pH 7.0	pH 10.0	
Field Temperature °C	22.3	22.3	22.3	
Instrument Reading	4.16	6.93	10.08	

Model or Unit No.: YSI

KCL Solution (mS/cm)	4.49 at 25°C	7.000	
Field Temperature °C		22.3	
Instrument Reading		5835	

Model or Unit No.: YSI

Standard Solution		Salinity %	0.04
Field Temperature °C		Altitude	760.0
Instrument Reading		Instrument Reading	0.38
Model or Unit No.:		Model or Unit No.:	YSI
Ag/AgCl Electrode (SSCE)			

wood.

LOW FLOW GROUNDWATER SAMPLING RECORD

Well ID:	P-64	Initial Depth to Water:	27.64
Sample ID:	P64	Duplicate ID: —	Depth to Water after Sampling: 27.65
Sample Depth:	30	Total Depth to Well (ft):	34'
Project and Task No.:	8618397107.01.1C	Well Diameter (in):	2"
Project Name:	FORD NEWPORT BEACH	1 System Volume (liters):	0.57
Date:	08/25/22		
Sampled By:	Tyler Barrows	2 System Volume (liters):	1.14
Method of Purging:	1.75" Bladder Pump		
Method of Sampling:	1.75" Bladder Pump	Total System Volumes Removed:	8.77

0910	30	200	0	Pump on						27.64	
0915			1	21.1	6.68	1.732	114.2	6.72	224	27.65	Cloudy brown
0920			2	20.8	6.67	1.862	119.1	6.29	219	27.67	Cloudy brown
0925			3	20.5	6.69	1.985	123.8	5.88	118	27.69	Cloudy
0930			4	20.4	6.69	2.035	127.8	5.77	55	27.73	Cloudy
0935			5	20.3	6.69	2.038	129.7	5.72	65	27.75	Cloudy
0940			Collected sample								

Buffer Solution	pH 4.0	pH 7.0	pH 10.0	
Field Temperature °C	22.3	22.3	22.3	
Instrument Reading	4.14	6.93	10.09	

Model or Unit No.: YSI

KCL Solution (mS/cm)	4.49 at 25°C	7,000	
Field Temperature °C		22.3	
Instrument Reading		58.35	

Model or Unit No.: YSI

Standard Solution		Salinity %	0.04
Field Temperature °C		Altitude	760.0
Instrument Reading		Instrument Reading	9.38
Model or Unit No.:		Model or Unit No.:	YSI
Ag/AgCl Electrode (SSCE)			

wood.

LOW FLOW GROUNDWATER SAMPLING RECORD

Well ID:	P-59	Initial Depth to Water:	46.90
Sample ID:	P-59	Duplicate ID: —	Depth to Water after Sampling: 46.93
Sample Depth:	49'	Total Depth to Well (ft):	54'
Project and Task No.:	8618397107.01.1C	Well Diameter (in):	2"
Project Name:	FORD NEWPORT BEACH	1 System Volume (liters):	0.665
Date:	08/25/22		
Sampled By:	Tyler Barrows	2 System Volume (liters):	1.33
Method of Purging:	1.75" Bladder Pump		
Method of Sampling:	1.75" Bladder Pump	Total System Volumes Removed:	7.51

1110	49	200	0	Pump on							
1115			1	23.2	7.02	1.691	87.8	6.07	115	46.91	cloudy
1120			2	22.5	7.03	1.686	94.4	6.00	103	46.93	cloudy
1125			3	22.3	7.03	1.692	98.8	5.90	84	46.94	cloudy
1130			4	22.2	7.04	1.697	103.7	5.81	86	46.96	cloudy
1135			5	22.0	7.04	1.701	107.6	5.74	61	46.99	cloudy
1140			Collected Sample								

Buffer Solution	pH 4.0	pH 7.0	pH 10.0	
Field Temperature °C	22.3	22.3	22.3	
Instrument Reading	4.14	6.93	10.03	

Model or Unit No.: YSI

KCL Solution (mS/cm)	4.49 at 25°C	7,000	
Field Temperature °C		22.3	
Instrument Reading		5835	

Model or Unit No.: YSI

Standard Solution		Salinity %	0.04
Field Temperature °C		Altitude	760.0
Instrument Reading		Instrument Reading	9.38
Model or Unit No.:		Model or Unit No.:	YSI
Ag/AgCl Electrode (SSCE)			

wood.

LOW FLOW GROUNDWATER SAMPLING RECORD

Well ID:	P-62	Initial Depth to Water:	39.65
Sample ID:	P-62	Duplicate ID: —	Depth to Water after Sampling: 39.67
Sample Depth:	43'	Total Depth to Well (ft):	47'
Project and Task No.:	8618397107.01.1C	Well Diameter (in):	2"
Project Name:	FORD NEWPORT BEACH	1 System Volume (liters):	0.635
Date:	08/25/22		
Sampled By:	Tyler Barrows	2 System Volume (liters):	1.27
Method of Purging:	1.75" Bladder Pump		
Method of Sampling:	1.75" Bladder Pump	Total System Volumes Removed:	6.29

1230	43	200	0	Pump	on		133.8				
1235			1	22.3	6.61	4.447	~~[illegible]~~	4.34	66	39.67	Cloudy
1240			2	22.0	6.62	4.477	135.9	4.29	64	39.68	Cloudy
1245			3	21.9	6.63	4.461	137.9	4.25	61	39.70	Cloudy
1250			4	21.8	6.64	4.423	140.0	4.19	56	39.73	Cloudy
1255		Collected Sample									

Buffer Solution	pH 4.0	pH 7.0	pH 10.0
Field Temperature °C	22.3	22.3	22.3
Instrument Reading	4.14	6.93	10.08

Model or Unit No.: YSI

KCL Solution (mS/cm)	4.49 at 25°C	7,000
Field Temperature °C		22.3
Instrument Reading		5835

Model or Unit No.: YSI

Standard Solution		Salinity %	0.04
Field Temperature °C		Altitude	260.0
Instrument Reading		Instrument Reading	4.38
Model or Unit No.:		Model or Unit No.:	YSI
Ag/AgCl Electrode (SSCE)			

WATER LEVEL MONITORING RECORD

wood.

Project Name: **Ford Newport Beach** Project and Task Number: **8622397107.1.1C**

Date: 08/22/22 Measured by: Tyler Barrows Instrument Used: Heron

Note: For you convenience, the following abbreviations may be used.

P = Pumping I = Inaccessible D = Dedicated Pump
ST = Steel Tape ES = Electric Sounder MP = Measuring Point WL = Water Level

Well No.	Time	MP Elevation (feet)	Water Level Below MP (feet)	Water Level Elevation	Previous water level	Remarks
P-56	1412			43.78		
W2C1	0915			25.95		
W2C3	1230			53.33		
P-57	1337			48.46		
P-58	1341			47.03		
P-59	1346			46.67		
P-60	1351			50.18		
P-61	1356			60.07		
P-34	14:07			53.62		
P-62	14:17			39.49		
P-63	14:21			34.85		
P-64	14:24			27.42		

LOW FLOW GROUNDWATER SAMPLING RECORD

Well ID:	P-54	Initial Depth to Water:	12.70
Sample ID: P-54	Duplicate ID: P-54-Dup	Depth to Water after Sampling:	12.85
Sample Depth:	15	Total Depth to Well (ft):	16
Project and Task No.:	8618397102.01.1C	Well Diameter (in):	2
Project Name:	FORD NEWPORT BEACH	1 System Volume (liters):	0.49
Date:	8/15/22		
Sampled By:	Brian MacDonald	2 System Volume (liters):	0.98
Method of Purging:	1.75" BLADDER PUMP		
Method of Sampling:	1.75" BLADDER PUMP	Total System Volumes Removed:	8

Time	Intake Depth (ft bTOC)	Rate (ml/m)	Cum. Vol. (liters)	Temp. (°C)	pH (units)	Specific Electrical Conductance (mS/cm)	Redox Potential (mV)	Dissolved Oxygen (mg/L)	Turbidity (NTU)	Depth to Water (ft bTOC)	Remarks (color and sediment)
~~1135~~	15'	200	0								
1140	15		1	21.1	6.89	4.378	-129.2	3.80	41.68	12.76	Clear
1145	15		2	21.2	6.91	4.42	-113.5	3.84	11.12	12.77	Clear
1150	15'		3	21.2	6.92	4.44	-118.2	3.82	14.42	12.77	Clear
1155	15'		4	21.3	6.94	4.40	-114.5	3.87	13.89	12.79	Clear
1200	15	sample	collected								

pH CALIBRATION (choose two)				
Buffer Solution	pH 4.0	pH 7.0	pH 10.0	
Field Temperature °C				
Instrument Reading				

Model or Unit No.: YSI Pro DSS See Calibration Sheet.

SPECIFIC ELECTRICAL CONDUCTANCE – CALIBRATION			
KCL Solution (mS/cm)	4.49 at 25°C		
Field Temperature °C			
Instrument Reading			

Model or Unit No.:

REDOX CALIBRATION		DISSOLVED OXYGEN CALIBRATION	
Standard Solution		Salinity %	
Field Temperature °C		Altitude	
Instrument Reading		Instrument Reading	
Model or Unit No.:		Model or Unit No.:	
Ag/AgCl Electrode (SSCE)			

wsp

LOW FLOW GROUNDWATER SAMPLING RECORD

Well ID:	P-12B	Initial Depth to Water:	54.78
Sample ID:	P-12B Duplicate ID: —	Depth to Water after Sampling:	54.79
Sample Depth:	68'	Total Depth to Well (ft):	74
Project and Task No.:	8618397107.01.1C	Well Diameter (in):	3"
Project Name:	Ford Newport Beach	1 System Volume (liters):	0.75
Date:	10/24/22		
Sampled By:	Tyler Barrows & Casey Polon	2 System Volume (liters):	1.51
Method of Purging:	dedicated pump		
Method of Sampling:	dedicated pump	Total System Volumes Removed:	6.66

Time	Intake Depth (ft bTOC)	Rate (ml/m)	Cum. Vol. (liters)	Temp. (°C)	pH (units)	Specific Electrical Conductance (mS/cm)	Redox Potential (mV)	Dissolved Oxygen (mg/L)	Turbidity (NTU)	Depth to Water (ft bTOC)	Remarks (color and sediment)
1350	68	200	0								
1355	68	200	1	23.0	6.55	12022	-158.6	0.73	16.37	55.13	yellow color
1400	68	200	2	23.0	6.56	11783	-168.8	7.2	8.61	55.15	
1405	68	200	3	23.0	6.55	11499	-173.2	0.53	12.40	55.12	
1410	68	200	4	23.0	6.55	11405	-177.1	0.51	21.24	55.14	
1415	68	200	5	23.0	6.55	11325	-179.3	0.49	27.35	55.2	
											reacted w/ HCl in
											VOAs

pH CALIBRATION (choose two)				
Buffer Solution	pH 4.0	pH 7.0	pH 10.0	
Field Temperature °C				
Instrument Reading				

Model or Unit No.:

SPECIFIC ELECTRICAL CONDUCTANCE – CALIBRATION			
KCL Solution (mS/cm)	4.49 at 25°C		
Field Temperature °C			
Instrument Reading			

Model or Unit No.:

REDOX CALIBRATION		DISSOLVED OXYGEN CALIBRATION	
Standard Solution		Salinity %	
Field Temperature °C		Altitude	
Instrument Reading		Instrument Reading	
Model or Unit No.:		Model or Unit No.:	
Ag/AgCl Electrode (SSCE)			

wsp

LOW FLOW GROUNDWATER SAMPLING RECORD

Well ID:	P-16	Initial Depth to Water:	15.53
Sample ID:	P-16 Duplicate ID: —	Depth to Water after Sampling:	16.04
Sample Depth:	33'	Total Depth to Well (ft):	34'
Project and Task No.:	~~8618307107.01.1C~~ 8622397102.01.1C	Well Diameter (in):	2"
Project Name:	Ford Newport Beach	1 System Volume (liters):	
Date:	10/31/22		
Sampled By:	Tyler Barrows & Casey Polon	2 System Volume (liters):	
Method of Purging:	Dedicated bladder pump		
Method of Sampling:	Dedicated bladder pump	Total System Volumes Removed:	

Time	Intake Depth (ft bTOC)	Rate (ml/m)	Cum. Vol. (liters)	Temp. (°C)	pH (units)	Specific Electrical Conductance (mS/cm)	Redox Potential (mV)	Dissolved Oxygen (mg/L)	Turbidity (NTU)	Depth to Water (ft bTOC)	Remarks (color and sediment)
1030	33'	200	0	22.5	6.31	11624	-37.9	1.15	42.93	15.92	yellowish brown
1035	33'	200	1	22.4	6.32	11691	-36.8	1.02	51.08	16.11	clear
1040	33'	200	2	22.4	6.33	11673	-35.8	0.95	56.41	16.16	
1045	33'	200	3	22.3	6.35	11553	-34.5	0.93	76.33	16.17	
1050	33'	200	4	22.2	6.36	11416	-34.0	0.90	101.17	16.15	
1055	33'	200	5	22.1	6.37	11257	-36.3	0.88	96.58	16.12	
1100	33'	200	6	22.1	6.38	11114	-37.1	0.85	69.08	16.13	
1105	33'	200	7	22.2	6.39	11010	-37.5	0.86	42.08	16.10	
1110	33'	200	8	22.2	6.38	11070	-37.4	0.85	40.18	16.11	sample

pH CALIBRATION (choose two)				
Buffer Solution	pH 4.0	pH 7.0	pH 10.0	
Field Temperature °C				
Instrument Reading				

Model or Unit No.: YSI Pro DSS

SPECIFIC ELECTRICAL CONDUCTANCE – CALIBRATION			
KCL Solution (mS/cm)	4.49 at 25°C		
Field Temperature °C			
Instrument Reading			

Model or Unit No.: YSI Pro DSS

REDOX CALIBRATION		DISSOLVED OXYGEN CALIBRATION	
Standard Solution		Salinity %	
Field Temperature °C		Altitude	
Instrument Reading		Instrument Reading	
Model or Unit No.:		Model or Unit No.:	
Ag/AgCl Electrode (SSCE)			

WSP

LOW FLOW GROUNDWATER SAMPLING RECORD

Well ID:	P-32	Initial Depth to Water:	33.45
Sample ID:	P-32	Duplicate ID: P-32-Dup	Depth to Water after Sampling: 33.46
Sample Depth:	42'	Total Depth to Well (ft):	49.5
Project and Task No.:	8618397107.01.1C	Well Diameter (in):	2
Project Name:	Ford Newport Beach	1 System Volume (liters):	0.62
Date:	10/28/22		
Sampled By:	Tyler Barrows & Casey Polon	2 System Volume (liters):	1.24
Method of Purging:	~~#3 Pump 1.75"~~ dedicated pump		
Method of Sampling:	~~#3 Pump 1.75"~~ dedicated pump	Total System Volumes Removed:	8.06

Time	Intake Depth (ft bTOC)	Rate (ml/m)	Cum. Vol. (liters)	Temp. (°C)	pH (units)	Specific Electrical Conductance (mS/cm)	Redox Potential (mV)	Dissolved Oxygen (mg/L)	Turbidity (NTU)	Depth to Water (ft bTOC)	Remarks (color and sediment)
0825	42'	200	~~0~~		Pump	on				33.45	
0830			1	19.8	6.74	4099	54.2	1.26	30	33.47	Clear
0835			2	19.8	6.72	4103	52.1	1.04	14	33.50	Clear
0840			3	19.9	6.71	4109	61.5	0.87	5	33.52	Clear
0845			4	19.9	6.72	4116	62.0	0.81	6	33.55	Clear
0850			5	19.9	6.72	4128	62.1	0.76	3	33.57	Clear
0855			Collected sample								

pH CALIBRATION (choose two)				
Buffer Solution	pH 4.0	pH 7.0	pH 10.0	
Field Temperature °C				
Instrument Reading				

Model or Unit No.:

SPECIFIC ELECTRICAL CONDUCTANCE – CALIBRATION			
KCL Solution (mS/cm)	4.49 at 25°C		
Field Temperature °C			
Instrument Reading			

Model or Unit No.:

REDOX CALIBRATION		DISSOLVED OXYGEN CALIBRATION	
Standard Solution		Salinity %	
Field Temperature °C		Altitude	
Instrument Reading		Instrument Reading	
Model or Unit No.:		Model or Unit No.:	
Ag/AgCl Electrode (SSCE)			

WSP

LOW FLOW GROUNDWATER SAMPLING RECORD

Well ID:	P-3A	Initial Depth to Water:	53.76
Sample ID:	P-3A Duplicate ID: –	Depth to Water after Sampling:	53.95
Sample Depth:	62'	Total Depth to Well (ft):	67
Project and Task No.:	8618397107.01.1C	Well Diameter (in):	2"
Project Name:	Ford Newport Beach	1 System Volume (liters):	0.71
Date:	10/26/22		
Sampled By:	Tyler Barrows & Casey Polon	2 System Volume (liters):	1.43
Method of Purging:	~~PDB~~ dedicated pump		
Method of Sampling:	dedicated pump	Total System Volumes Removed:	8.45

Time	Intake Depth (ft bTOC)	Rate (ml/m)	Cum. Vol. (liters)	Temp. (°C)	pH (units)	Specific Electrical Conductance (mS/cm)	Redox Potential (mV)	Dissolved Oxygen (mg/L)	Turbidity (NTU)	Depth to Water (ft bTOC)	Remarks (color and sediment)
0932	62'	200	0							53.99	
0937	62'	200	1	22.4	6.73	3390	124.3	3.67	3.53	53.98	clear, odorless
0942	62'	200	2	22.4	6.74	3174	123.6	3.78	9.14	53.98	↓
0947	62'	200	3	22.4	6.74	3136	123.0	3.84	12.06	53.97	
0952	62'	200	4	22.5	6.75	3098	122.2	4.06	2.03	53.98	
0957	62'	200	5	22.5	6.75	3067	121.3	4.16	1.69	53.99	
1002	62'	200	6	22.5	6.77	3036	119.9	4.26	2.19	54.00	

pH CALIBRATION (choose two)				
Buffer Solution	pH 4.0	pH 7.0	pH 10.0	
Field Temperature °C				
Instrument Reading				

Model or Unit No.:

SPECIFIC ELECTRICAL CONDUCTANCE – CALIBRATION			
KCL Solution (mS/cm)	4.49 at 25°C		
Field Temperature °C			
Instrument Reading			

Model or Unit No.:

REDOX CALIBRATION		DISSOLVED OXYGEN CALIBRATION	
Standard Solution		Salinity %	
Field Temperature °C		Altitude	
Instrument Reading		Instrument Reading	
Model or Unit No.:		Model or Unit No.:	
Ag/AgCl Electrode (SSCE)			

LOW FLOW GROUNDWATER SAMPLING RECORD

Well ID:	P-35	Initial Depth to Water:	36.27
Sample ID:	P-35 Duplicate ID: —	Depth to Water after Sampling:	36.05
Sample Depth:	46	Total Depth to Well (ft):	53
Project and Task No.:	8618397107.01.1C	Well Diameter (in):	2"
Project Name:	Ford Newport Beach	1 System Volume (liters):	0.645
Date:	10/25/22		
Sampled By:	Tyler Barrows & Casey Polon	2 System Volume (liters):	1.29
Method of Purging:	H3 Pump 1.75"		
Method of Sampling:	H3 Pump 1.75"	Total System Volumes Removed:	7.75

Time	Intake Depth (ft bTOC)	Rate (ml/m)	Cum. Vol. (liters)	Temp. (°C)	pH (units)	Specific Electrical Conductance (mS/cm)	Redox Potential (mV)	Dissolved Oxygen (mg/L)	Turbidity (NTU)	Depth to Water (ft bTOC)	Remarks (color and sediment)
1311	46	200	0							36.06	
1316	46	200	1	22.8	6.45	3679	-9.2	4.22	51.12	36.13	cloudy, odorless
1321	46	200	2	22.8	6.44	3783	-4.1	4.33	66.75	36.09	↓
1326	46	200	3	23.1	6.42	3860	31.3	4.44	69.78	36.12	↓
1331	46	200	4	23.0	6.41	3850	46.0	4.41	62.73	36.14	↓
1336	46	200	5	23.0	6.41	3831	55.6	4.35	61.23	36.17	↓

pH CALIBRATION (choose two)				
Buffer Solution	pH 4.0	pH 7.0	pH 10.0	
Field Temperature °C				
Instrument Reading				

Model or Unit No.:

SPECIFIC ELECTRICAL CONDUCTANCE – CALIBRATION			
KCL Solution (mS/cm)	4.49 at 25°C		
Field Temperature °C			
Instrument Reading			

Model or Unit No.:

REDOX CALIBRATION		DISSOLVED OXYGEN CALIBRATION	
Standard Solution		Salinity %	
Field Temperature °C		Altitude	
Instrument Reading		Instrument Reading	
Model or Unit No.:		Model or Unit No.:	
Ag/AgCl Electrode (SSCE)			

(TD-WL) 0.17(3.79)

WSP

LOW FLOW GROUNDWATER SAMPLING RECORD

Well ID:	P-40	Initial Depth to Water:	28.89
Sample ID:	P-40 Duplicate ID: —	Depth to Water after Sampling:	29.02
Sample Depth:	31.7	Total Depth to Well (ft):	32
Project and Task No.:	8618397107.01.1C	Well Diameter (in):	2"
Project Name:	Ford Newport Beach	1 System Volume (liters):	~~0.53~~ ~~2.00~~ 0.57
Date:	10/21/22		
Sampled By:	Tyler Barrows & Casey Polon	2 System Volume (liters):	~~1.06~~ 4.00 1.15
Method of Purging:	H3 pump 1.75"		
Method of Sampling:	H3 pump 1.75"	Total System Volumes Removed:	7.02

Time	Intake Depth (ft bTOC)	Rate (ml/m)	Cum. Vol. (liters)	Temp. (°C)	pH (units)	Specific Electrical Conductance (mS/cm)	Redox Potential (mV)	Dissolved Oxygen (mg/L)	Turbidity (NTU)	Depth to Water (ft bTOC)	Remarks (color and sediment)
0901	31.7	200	0	22.1	6.89	2965	121.8	3.44	45.83	29.13	clear, odorless
0906	31.7	200	1	22.3	6.85	2931	120.7	~~34.9~~	7.92	29.15	
0911	31.7	200	2	22.3	6.85	2923	117.4	2.90	2.74	29.17	
0916	31.7	200	3	22.3	6.86	2917	117.4	2.90	1.73	29.18	
0921	31.7	200	4	22.3	6.87	2912	117.5	3.01	~~1.06~~	29.19	

pH CALIBRATION (choose two)				
Buffer Solution	pH 4.0	pH 7.0	pH 10.0	
Field Temperature °C				
Instrument Reading				

Model or Unit No.:

SPECIFIC ELECTRICAL CONDUCTANCE - CALIBRATION			
KCL Solution (mS/cm)	4.49 at 25°C		
Field Temperature °C			
Instrument Reading			

Model or Unit No.:

REDOX CALIBRATION		DISSOLVED OXYGEN CALIBRATION	
Standard Solution		Salinity %	
Field Temperature °C		Altitude	
Instrument Reading		Instrument Reading	
Model or Unit No.:		Model or Unit No.:	
Ag/AgCl Electrode (SSCE)			

WSP

LOW FLOW GROUNDWATER SAMPLING RECORD

Well ID:	P-A1	Initial Depth to Water:	48.22'
Sample ID:	P-A1	Duplicate ID: —	Depth to Water after Sampling: 48.39
Sample Depth:	53'	Total Depth to Well (ft):	57.5
Project and Task No.:	8618397107.01.1C	Well Diameter (in):	2"
Project Name:	Ford Newport Beach	1 System Volume (liters):	0.67
Date:	10/25/22		
Sampled By:	Tyler Barrows & Casey Polon	2 System Volume (liters):	1.34
Method of Purging:	dedicated pump		
Method of Sampling:	dedicated pump	Total System Volumes Removed:	5.97

Time	Intake Depth (ft bTOC)	Rate (ml/m)	Cum. Vol. (liters)	Temp. (°C)	pH (units)	Specific Electrical Conductance (mS/cm)	Redox Potential (mV)	Dissolved Oxygen (mg/L)	Turbidity (NTU)	Depth to Water (ft bTOC)	Remarks (color and sediment)
1130	53'	200	0							48.06	
1135	53'	200	1	22.7	6.73	4570	65.6	6.18	46.89	48.37	clear, odorless
1140	53'	200	2	22.7	6.64	4585	73.9	6.19	18.20	48.21	↓
1145	53'	200	3	22.6	6.62	4583	79.4	6.22	9.22	48.30	↓
1150	53'	200	4	22.7	6.62	4583	80.6	6.28	5.76	48.38	↓

pH CALIBRATION (choose two)				
Buffer Solution	pH 4.0	pH 7.0	pH 10.0	
Field Temperature °C				
Instrument Reading				

Model or Unit No.:

SPECIFIC ELECTRICAL CONDUCTANCE – CALIBRATION			
KCL Solution (mS/cm)	4.49 at 25°C		
Field Temperature °C			
Instrument Reading			

Model or Unit No.:

REDOX CALIBRATION		DISSOLVED OXYGEN CALIBRATION	
Standard Solution		Salinity %	
Field Temperature °C		Altitude	
Instrument Reading		Instrument Reading	
Model or Unit No.:		Model or Unit No.:	
Ag/AgCl Electrode (SSCE)			

WSP

LOW FLOW GROUNDWATER SAMPLING RECORD

Well ID:	R-42A	Initial Depth to Water:	26.15
Sample ID:	R-42A	Duplicate ID: —	Depth to Water after Sampling: 26.18
Sample Depth:	29.9	Total Depth to Well (ft):	33.50
Project and Task No.:	8618397107.01.1C	Well Diameter (in):	2
Project Name:	Ford Newport Beach	1 System Volume (liters):	0.56
Date:	10/28/22		
Sampled By:	Tyler Barrows & Casey Polon	2 System Volume (liters):	1.13
Method of Purging:	H3 Pump 1.75"		
Method of Sampling:	H3 Pump 1.75"	Total System Volumes Removed:	8.93

Time	Intake Depth (ft bTOC)	Rate (ml/m)	Cum. Vol. (liters)	Temp. (°C)	pH (units)	Specific Electrical Conductance (mS/cm)	Redox Potential (mV)	Dissolved Oxygen (mg/L)	Turbidity (NTU)	Depth to Water (ft bTOC)	Remarks (color and sediment)
1020	29.9'	200	0	Pump on						26.15	
1025			1	20.5	6.62	6362	0.0	-0.02	16	26.43	Clear
1030			2	20.5	6.60	6347	~~-0.0~~ 3.4	-0.01	13	26.62	Clear
1035			3	20.5	6.60	6349	1.6	0.00	14	26.95	Clear
1040			4	20.5	6.59	6336	8.1	0.07	15	27.15	Clear
1045			5	20.5	6.59	6334	10.5	0.10	16	27.35	Clear
1050			Collected Sample								

pH CALIBRATION (choose two)				
Buffer Solution	pH 4.0	pH 7.0	pH 10.0	
Field Temperature °C				
Instrument Reading				

Model or Unit No.:

SPECIFIC ELECTRICAL CONDUCTANCE – CALIBRATION			
KCL Solution (mS/cm)	4.49 at 25°C		
Field Temperature °C			
Instrument Reading			

Model or Unit No.:

REDOX CALIBRATION		DISSOLVED OXYGEN CALIBRATION	
Standard Solution		Salinity %	
Field Temperature °C		Altitude	
Instrument Reading		Instrument Reading	
Model or Unit No.:		Model or Unit No.:	
Ag/AgCl Electrode (SSCE)			

LOW FLOW GROUNDWATER SAMPLING RECORD

Well ID:	P-A6	Initial Depth to Water:	20.91'
Sample ID:	P-A6	Duplicate ID:	Depth to Water after Sampling: 21.05'
Sample Depth:	42'	Total Depth to Well (ft):	49.5'
Project and Task No.:	CP ~~8618307107.01.1C~~ 8622397102.01.1C	Well Diameter (in):	2"
Project Name:	Ford Newport Beach	1 System Volume (liters):	
Date:	10/31/22		
Sampled By:	Tyler Barrows & Casey Polon	2 System Volume (liters):	
Method of Purging:	1.75" bladder pump		
Method of Sampling:	1.75" bladder pump	Total System Volumes Removed:	

Time	Intake Depth (ft bTOC)	Rate (ml/m)	Cum. Vol. (liters)	Temp. (°C)	pH (units)	Specific Electrical Conductance (mS/cm)	Redox Potential (mV)	Dissolved Oxygen (mg/L)	Turbidity (NTU)	Depth to Water (ft bTOC)	Remarks (color and sediment)
1245	42'	200	0	21.5	6.62	9536	-126.0	1.09	65.17	21.07	yellowish brown
1250	42'	200	1	21.4	6.61	10155	-128.9	0.64	83.50	21.16	slightly cloudy
1255	42'	200	2	21.4	6.61	10217	-129.3	0.60	76.05	21.22	
1300	42'	200	3	21.4	6.61	10254	-131.0	0.55	87.21	21.24	
1305	42'	200	4	21.4	6.60	10334	-132.4	0.50	99.34	21.29	
1310	42'	200	5	21.4	6.60	10368	-132.2	0.50	100.79	21.27	
1315	42'	200	6	21.6	6.60	10385	-132.4	0.46	87.11	21.25	brown, dirty, cloudy
1320	42'	200	7	21.7	6.60	10402	-132.4	0.47	77.86	21.19	
1325	42'	200	8	21.7	6.60	10430	-132.5	0.47	67.52	21.20	

pH CALIBRATION (choose two)				
Buffer Solution	pH 4.0	pH 7.0	pH 10.0	
Field Temperature °C				
Instrument Reading				

Model or Unit No.: YSI Pro DSS

SPECIFIC ELECTRICAL CONDUCTANCE – CALIBRATION			
KCL Solution (mS/cm)	4.49 at 25°C		
Field Temperature °C			
Instrument Reading			

Model or Unit No.: YSI Pro DSS

REDOX CALIBRATION		DISSOLVED OXYGEN CALIBRATION	
Standard Solution		Salinity %	
Field Temperature °C		Altitude	
Instrument Reading		Instrument Reading	
Model or Unit No.:		Model or Unit No.:	
Ag/AgCl Electrode (SSCE)			

WSP

LOW FLOW GROUNDWATER SAMPLING RECORD (Cont.)

Well ID: PA6 Date: 10/31/22 Project and task number: ~~8618397107.01.1C~~ 8622397102.01.1C

Time	Intake Depth (ft bTOC)	Rate (ml/m)	Cum. Vol. (liters)	Temp. (°C)	pH (units)	Specific Electrical Conductance (mS/cm)	Redox Potential (mV; SSCE)	Dissolved Oxygen (mg/L)	Turbidity (NTU)	Depth to Water (ft bTOC)	Remarks (color and sediment)
1330	42'	200	9	21.7	6.60	10445	-132.2	0.47	45.59	21.19	Sample

LOW FLOW GROUNDWATER SAMPLING RECORD

Well ID:	P-47	Initial Depth to Water:	33.34
Sample ID:	P-47 Duplicate ID: —	Depth to Water after Sampling:	33.34
Sample Depth:	37'	Total Depth to Well (ft):	39
Project and Task No.:	8618397107.01.1C	Well Diameter (in):	2
Project Name:	Ford Newport Beach	1 System Volume (liters):	0.60
Date:	10/25/22		
Sampled By:	Tyler Barrows & Casey Polon	2 System Volume (liters):	1.20
Method of Purging:	H3 Pump 1.75"		
Method of Sampling:	H3 Pump 1.75"	Total System Volumes Removed:	8.33

Time	Intake Depth (ft bTOC)	Rate (ml/m)	Cum. Vol. (liters)	Temp. (°C)	pH (units)	Specific Electrical Conductance (mS/cm)	Redox Potential (mV)	Dissolved Oxygen (mg/L)	Turbidity (NTU)	Depth to Water (ft bTOC)	Remarks (color and sediment)
1140	37	200	0	Pump	On						TD @ 39'
1145			1	24.1	6.75	9830	64.4	0.59	8	33.34	Clear
1150			2	23.9	6.74	9816	67.8	0.45	7	33.36	Clear
1155			3	23.9	6.74	9822	69.1	0.33	7	33.37	Clear
1200			4	23.9	6.73	9840	69.9	0.26	5	33.38	Clear
1205			5	23.8	6.73	9841	70.8	0.23	4	33.40	Clear
1210			Collected	Sample							

pH CALIBRATION (choose two)				
Buffer Solution	pH 4.0	pH 7.0	pH 10.0	
Field Temperature °C				
Instrument Reading				

Model or Unit No.:

SPECIFIC ELECTRICAL CONDUCTANCE – CALIBRATION			
KCL Solution (mS/cm)	4.49 at 25°C		
Field Temperature °C			
Instrument Reading			

Model or Unit No.:

REDOX CALIBRATION		DISSOLVED OXYGEN CALIBRATION	
Standard Solution		Salinity %	
Field Temperature °C		Altitude	
Instrument Reading		Instrument Reading	
Model or Unit No.:		Model or Unit No.:	
Ag/AgCl Electrode (SSCE)			

WSP

LOW FLOW GROUNDWATER SAMPLING RECORD

Well ID:	P-A8	Initial Depth to Water:	19.69
Sample ID:	P-A8	Duplicate ID: —	Depth to Water after Sampling: 21.63
Sample Depth:	86'	Total Depth to Well (ft):	88.28
Project and Task No.:	~~8618397107.01.1C~~ 8622397102.01.1C	Well Diameter (in):	2"
Project Name:	Ford Newport Beach	1 System Volume (liters):	
Date:	10/31/22		
Sampled By:	Tyler Barrows & Casey Polon	2 System Volume (liters):	
Method of Purging:	Dedicated Bladder Pump		
Method of Sampling:	Dedicated Bladder Pump	Total System Volumes Removed:	

Time	Intake Depth (ft bTOC)	Rate (ml/m)	Cum. Vol. (liters)	Temp. (°C)	pH (units)	Specific Electrical Conductance (mS/cm)	Redox Potential (mV)	Dissolved Oxygen (mg/L)	Turbidity (NTU)	Depth to Water (ft bTOC)	Remarks (color and sediment)
1410	86'	200	0	21.0	7.41	9389	-217.5	0.90	0.56	20.56	very clear, rotten egg smell
1415	86'	200	1	21.1	7.28	8705	-219.8	0.52	1.69	21.20	
1420	86'	200	2	21.1	7.27	8544	-222.8	0.50	7.82	21.36	
1425	86'	200	3	21.2	7.25	8716	-224.7	0.48	4.80	21.58	
1430	86'	200	4	21.2	7.24	8856	-225.9	0.47	9.36	21.69	sample

pH CALIBRATION (choose two)				
Buffer Solution	pH 4.0	pH 7.0	pH 10.0	
Field Temperature °C				
Instrument Reading				

Model or Unit No.: VSI Pro DSS

SPECIFIC ELECTRICAL CONDUCTANCE – CALIBRATION			
KCL Solution (mS/cm)	4.49 at 25°C		
Field Temperature °C			
Instrument Reading			

Model or Unit No.: VSI Pro DSS

REDOX CALIBRATION		DISSOLVED OXYGEN CALIBRATION	
Standard Solution		Salinity %	
Field Temperature °C		Altitude	
Instrument Reading		Instrument Reading	
Model or Unit No.:		Model or Unit No.:	
Ag/AgCl Electrode (SSCE)			

wsp

LOW FLOW GROUNDWATER SAMPLING RECORD

Well ID:	P-49	Initial Depth to Water:	10.65
Sample ID:	P-49	Duplicate ID: P-49-Dup	Depth to Water after Sampling: 10.68
Sample Depth:	18'	Total Depth to Well (ft):	22
Project and Task No.:	8618397107.01.1C	Well Diameter (in):	2"
Project Name:	Ford Newport Beach	1 System Volume (liters):	0.51
Date:	10/25/22		
Sampled By:	Tyler Barrows & Casey Polon	2 System Volume (liters):	1.02
Method of Purging:	H3 Pump 1.75"		
Method of Sampling:	H3 Pump 1.75"	Total System Volumes Removed:	21.56

Time	Intake Depth (ft bTOC)	Rate (ml/m)	Cum. Vol. (liters)	Temp. (°C)	pH (units)	Specific Electrical Conductance (mS/cm)	Redox Potential (mV)	Dissolved Oxygen (mg/L)	Turbidity (NTU)	Depth to Water (ft bTOC)	Remarks (color and sediment)
0920	18	200	0		Pump on						
0925			1	20.5	6.75	8691	103.4	0.94	493	10.66	Cloudy brown
0930			2	20.5	6.75	8718	101.9	0.80	364	10.67	cloudy
0935			3	20.5	6.76	8753	99.1	0.07	240	10.69	Cloudy
0940			4	20.6	6.76	8756	97.1	0.02	190	10.70	cloudy
0945			5	20.6	6.79	8771	67.9	-0.01	150	10.71	Cloudy
0950			6	20.6	6.77	8791	81.5	-0.03	97	10.72	cloudy
0955			7	20.6	6.77	8802	83.1	-0.05	90	10.72	Cloudy
1000			8	20.7	6.77	8801	83.7	-0.07	77	10.73	Cloudy

pH CALIBRATION (choose two)				
Buffer Solution	pH 4.0	pH 7.0	pH 10.0	
Field Temperature °C				
Instrument Reading				

Model or Unit No.:

SPECIFIC ELECTRICAL CONDUCTANCE – CALIBRATION			
KCL Solution (mS/cm)	4.49 at 25°C		
Field Temperature °C			
Instrument Reading			

Model or Unit No.:

REDOX CALIBRATION		DISSOLVED OXYGEN CALIBRATION	
Standard Solution		Salinity %	
Field Temperature °C		Altitude	
Instrument Reading		Instrument Reading	
Model or Unit No.:		Model or Unit No.:	
Ag/AgCl Electrode (SSCE)			

wsp

LOW FLOW GROUNDWATER SAMPLING RECORD (Cont.)

Well ID: P-49 Date: 10/25/22 Project and task number: 8618397107.01.1C Page ____ of ____

Time	Intake Depth (ft bTOC)	Rate (ml/m)	Cum. Vol. (liters)	Temp. (°C)	pH (units)	Specific Electrical Conductance (mS/cm)	Redox Potential (mV; SSCE)	Dissolved Oxygen (mg/L)	Turbidity (NTU)	Depth to Water (ft bTOC)	Remarks (color and sediment)
1005	18	200	9	20.7	6.77	8794	83.2	-0.07	68	10.74	Cloudy
1010			10	20.7	6.77	8809	82.9	-0.08	85	10.75	Cloudy
1015			11	20.8	6.77	8811	82.7	-0.08	80	10.76	Clear
1020		Collected	Sample								
1035		Collected	dup Sample								

LOW FLOW GROUNDWATER SAMPLING RECORD

Well ID:	P-50	**Initial Depth to Water:**	4.39
Sample ID:	P-50 **Duplicate ID:** —	**Depth to Water after Sampling:**	4.41
Sample Depth:	~~10/26/22~~ 10'	**Total Depth to Well (ft):**	11.9
Project and Task No.:	8618397107.01.1C	**Well Diameter (in):**	2
Project Name:	Ford Newport Beach	**1 System Volume (liters):**	0.465
Date:	10/26/22		
Sampled By:	Tyler Barrows & Casey Polon	**2 System Volume (liters):**	0.93
Method of Purging:	H3 Pump 1.75"		
Method of Sampling:	H3 Pump 1.75"	**Total System Volumes Removed:**	10.75

Time	Intake Depth (ft bTOC)	Rate (ml/m)	Cum. Vol. (liters)	Temp. (°C)	pH (units)	Specific Electrical Conductance (mS/cm)	Redox Potential (mV)	Dissolved Oxygen (mg/L)	Turbidity (NTU)	Depth to Water (ft bTOC)	Remarks (color and sediment)
0925	10	200	0	Pump on					~~4.39~~	4.39	
0930			1	23.1	6.69	7699	-61.8	2.35	45	4.41	Cloudy
0935			2	23.1	6.70	7738	-58.8	2.32	20	4.42	Clear
0940			3	23.1	6.68	7742	-58.7	2.27	17	4.45	Clear
0945			4	23.1	6.68	7735	-58.9	2.16	15	4.47	Clear
0950			5	23.1	6.70	7724	-58.9	2.33	10	4.49	Clear
0955				collected	Sample						

pH CALIBRATION (choose two)				
Buffer Solution	pH 4.0	pH 7.0	pH 10.0	
Field Temperature °C				
Instrument Reading				

Model or Unit No.:

SPECIFIC ELECTRICAL CONDUCTANCE – CALIBRATION			
KCL Solution (mS/cm)	4.49 at 25°C		
Field Temperature °C			
Instrument Reading			

Model or Unit No.:

REDOX CALIBRATION		DISSOLVED OXYGEN CALIBRATION	
Standard Solution		Salinity %	
Field Temperature °C		Altitude	
Instrument Reading		Instrument Reading	
Model or Unit No.:		Model or Unit No.:	
Ag/AgCl Electrode (SSCE)			

wsp

LOW FLOW GROUNDWATER SAMPLING RECORD

Well ID:	P-51	Initial Depth to Water:	9.56
Sample ID:	P-51	Duplicate ID: —	Depth to Water after Sampling: 9.58
Sample Depth:	12	Total Depth to Well (ft):	12.60
Project and Task No.:	8618397107.01.1C	Well Diameter (in):	2
Project Name:	Ford Newport Beach	1 System Volume (liters):	0.48
Date:	10/25/26		
Sampled By:	Tyler Barrows & Casey Polon	2 System Volume (liters):	0.95
Method of Purging:	H3 Pump 1.75"		
Method of Sampling:	H3 Pump 1.75"	Total System Volumes Removed:	14.58

Time	Intake Depth (ft bTOC)	Rate (ml/m)	Cum. Vol. (liters)	Temp. (°C)	pH (units)	Specific Electrical Conductance (mS/cm)	Redox Potential (mV)	Dissolved Oxygen (mg/L)	Turbidity (NTU)	Depth to Water (ft bTOC)	Remarks (color and sediment)
1320	12	200	0	pump on							
1325			1	24.7	6.62	7668	5.6	1.24	18	9.56	Clear
1330			2	24.4	6.62	7586	-96.4	0.95	21	9.85	Clear
1335			3	24.2	6.62	7571	-87.68	0.48	17	9.90	Clear
1340			4	24.1	6.61	7561	-73.5	0.30	16	9.93	Clear
1345			5	24.0	6.61	7552	-57.4	0.17	16	9.95	Clear
1350			6	24.0	6.61	7546	-51.3	0.15	16	10.01	Clear
1355			7	24.0	6.61	7538	-50.5	0.11	17	10.05	Clear
1400				Collected Sample							

pH CALIBRATION (choose two)				
Buffer Solution	pH 4.0	pH 7.0	pH 10.0	
Field Temperature °C				
Instrument Reading				

Model or Unit No.:

SPECIFIC ELECTRICAL CONDUCTANCE – CALIBRATION			
KCL Solution (mS/cm)	4.49 at 25°C		
Field Temperature °C			
Instrument Reading			

Model or Unit No.:

REDOX CALIBRATION		DISSOLVED OXYGEN CALIBRATION	
Standard Solution		Salinity %	
Field Temperature °C		Altitude	
Instrument Reading		Instrument Reading	
Model or Unit No.:		Model or Unit No.:	
Ag/AgCl Electrode (SSCE)			

wsp

LOW FLOW GROUNDWATER SAMPLING RECORD

Well ID:	P-52	Initial Depth to Water:	20.45
Sample ID:	P-52	Duplicate ID: —	Depth to Water after Sampling: 20.46
Sample Depth:	22'	Total Depth to Well (ft):	23
Project and Task No.:	8618397107.01.1C	Well Diameter (in):	2
Project Name:	Ford Newport Beach	1 System Volume (liters):	0.53
Date:	10/27/22		
Sampled By:	Tyler Barrows & Casey Polon	2 System Volume (liters):	1.06
Method of Purging:	H3 Pump 1.75"		
Method of Sampling:	H3 Pump 1.75"	Total System Volumes Removed:	9.43

Time	Intake Depth (ft bTOC)	Rate (ml/m)	Cum. Vol. (liters)	Temp. (°C)	pH (units)	Specific Electrical Conductance (mS/cm)	Redox Potential (mV)	Dissolved Oxygen (mg/L)	Turbidity (NTU)	Depth to Water (ft bTOC)	Remarks (color and sediment)
1100	22'	200	0	Pump On						20.45	
1105			1	21.9	6.80	4907	40.6	0.25	13	20.45	Clear
1110			2	22.4	6.81	4750	35.7	0.21	12	20.47	Clear
1115			3	22.4	6.81	4738	37.6	0.18	12	20.48	Clear
1120			4	22.4	6.81	4737	41.3	0.08	12	20.50	Clear
1125			5	22.4	6.81	4741	43.2	0.04	10	20.51	
1130			Collected Sample								

pH CALIBRATION (choose two)				
Buffer Solution	pH 4.0	pH 7.0	pH 10.0	
Field Temperature °C				
Instrument Reading				

Model or Unit No.:

SPECIFIC ELECTRICAL CONDUCTANCE – CALIBRATION			
KCL Solution (mS/cm)	4.49 at 25°C		
Field Temperature °C			
Instrument Reading			

Model or Unit No.:

REDOX CALIBRATION		DISSOLVED OXYGEN CALIBRATION	
Standard Solution		Salinity %	
Field Temperature °C		Altitude	
Instrument Reading		Instrument Reading	
Model or Unit No.:		Model or Unit No.:	
Ag/AgCl Electrode (SSCE)			

wsp

LOW FLOW GROUNDWATER SAMPLING RECORD

Well ID:	P-53	Initial Depth to Water:	13.21
Sample ID:	P-53	Duplicate ID: ~~P-53-Dup~~ NA	Depth to Water after Sampling: 13.27
Sample Depth:	17'	Total Depth to Well (ft):	17
Project and Task No.:	8618397107.01.1C	Well Diameter (in):	2
Project Name:	Ford Newport Beach	1 System Volume (liters):	0.50
Date:	10/27/22		
Sampled By:	Tyler Barrows & Casey Polon	2 System Volume (liters):	1.00
Method of Purging:	H3 Pump 1.75"		
Method of Sampling:	H3 Pump 1.75"	Total System Volumes Removed:	10.00

Time	Intake Depth (ft bTOC)	Rate (ml/m)	Cum. Vol. (liters)	Temp. (°C)	pH (units)	Specific Electrical Conductance (mS/cm)	Redox Potential (mV)	Dissolved Oxygen (mg/L)	Turbidity (NTU)	Depth to Water (ft bTOC)	Remarks (color and sediment)
1155	17	200	0	Pump on						13.21	
1200			1	20.2	7.13	4434	39.7	0.27	11	13.22	Clear
1205			2	20.1	7.11	4422	34.2	0.07	3	13.22	Clear
1210			3	20.0	7.11	4424	32.8	0.03	2	13.23	Clear
1215			4	20.0	7.11	4423	30.7	0.00	2	13.25	Clear
1220			5	20.0	7.12	4426	27.7	-0.01	2	13.27	Clear
1225			Collected Sample								

pH CALIBRATION (choose two)				
Buffer Solution	pH 4.0	pH 7.0	pH 10.0	
Field Temperature °C				
Instrument Reading				

Model or Unit No.:

SPECIFIC ELECTRICAL CONDUCTANCE - CALIBRATION			
KCL Solution (mS/cm)	4.49 at 25°C		
Field Temperature °C			
Instrument Reading			

Model or Unit No.:

REDOX CALIBRATION		DISSOLVED OXYGEN CALIBRATION	
Standard Solution		Salinity %	
Field Temperature °C		Altitude	
Instrument Reading		Instrument Reading	
Model or Unit No.:		Model or Unit No.:	
Ag/AgCl Electrode (SSCE)			

LOW FLOW GROUNDWATER SAMPLING RECORD

Well ID:	P-55	Initial Depth to Water:	14.35
Sample ID:	P-55	Duplicate ID: —	Depth to Water after Sampling: 16.11
Sample Depth:	18'	Total Depth to Well (ft):	19.4'
Project and Task No.:	8618397107.01.1C	Well Diameter (in):	2"
Project Name:	Ford Newport Beach	1 System Volume (liters):	0.51
Date:	10/25/22		
Sampled By:	Tyler Barrows & Casey Polon	2 System Volume (liters):	1.01
Method of Purging:	A3 pump 1.75"		
Method of Sampling:	A3 pump 1.75"	Total System Volumes Removed:	9.80

Time	Intake Depth (ft bTOC)	Rate (ml/m)	Cum. Vol. (liters)	Temp. (°C)	pH (units)	Specific Electrical Conductance (mS/cm)	Redox Potential (mV)	Dissolved Oxygen (mg/L)	Turbidity (NTU)	Depth to Water (ft bTOC)	Remarks (color and sediment)
0900	18'	200	0							13.90	
0905	18	200	1	22.9	6.47	14926	-14.0	1.03	13.20	15.04	clear, odorless
0910	18'	200	2	23.3	6.48	15022	-5.0	13.6%	8.94	15.38	↓
0915	18'	200	3	23.4	6.55	15222	-22.6	12.2%	7.28	15.69	↓
0920	18'	200	4	23.4	6.59	15197	-34.8	1.06	7.21	15.89	↓
0925	18'	200	5	23.5	6.65	15169	-51.2	1.11	7.02	16.05	↓

pH CALIBRATION (choose two)				
Buffer Solution	pH 4.0	pH 7.0	pH 10.0	
Field Temperature °C				
Instrument Reading				

Model or Unit No.:

SPECIFIC ELECTRICAL CONDUCTANCE – CALIBRATION			
KCL Solution (mS/cm)	4.49 at 25°C		
Field Temperature °C			
Instrument Reading			

Model or Unit No.:

REDOX CALIBRATION		DISSOLVED OXYGEN CALIBRATION	
Standard Solution		Salinity %	
Field Temperature °C		Altitude	
Instrument Reading		Instrument Reading	
Model or Unit No.:		Model or Unit No.:	
Ag/AgCl Electrode (SSCE)			

wsp

LOW FLOW GROUNDWATER SAMPLING RECORD

Well ID:	P-55	Initial Depth to Water:	~~14.60~~ 10 14.10
Sample ID:	P-55	Duplicate ID: —	Depth to Water after Sampling: 14.12
Sample Depth:	18'	Total Depth to Well (ft):	19.41
Project and Task No.:	8618397107.01.1C	Well Diameter (in):	2
Project Name:	Ford Newport Beach	1 System Volume (liters):	0.51
Date:	10/27/22		
Sampled By:	Tyler Barrows & Casey Polon	2 System Volume (liters):	1.01
Method of Purging:	H3 Pump 1.75"		
Method of Sampling:	H3 Pump 1.75"	Total System Volumes Removed:	9.80

Time	Intake Depth (ft bTOC)	Rate (ml/m)	Cum. Vol. (liters)	Temp. (°C)	pH (units)	Specific Electrical Conductance (mS/cm)	Redox Potential (mV)	Dissolved Oxygen (mg/L)	Turbidity (NTU)	Depth to Water (ft bTOC)	Remarks (color and sediment)
0950	18	200	0		Pump	on				14.50	Cloudy
0955	18	200	1	23.0	6.95	14830	-66.0	0.59	10	14.13	Clear
1000	18	200	2	23.2	6.92	14149	-15.5	1.69	5	14.15	Clear
1005	18	200	3	23.3	6.90	14032	-1.6	2.22	3	14.16	Clear
1010	18	200	4	23.3	6.92	14029	-3.1	2.04	3	14.18	Clear
1015	18	200	5	23.4	6.95	14011	-5.6	1.68	3	14.19	Clear
1020	18	200	Collected Sample								

pH CALIBRATION (choose two)				
Buffer Solution	pH 4.0	pH 7.0	pH 10.0	
Field Temperature °C				
Instrument Reading				

Model or Unit No.:

SPECIFIC ELECTRICAL CONDUCTANCE - CALIBRATION			
KCL Solution (mS/cm)	4.49 at 25°C		
Field Temperature °C			
Instrument Reading			

Model or Unit No.:

REDOX CALIBRATION		DISSOLVED OXYGEN CALIBRATION	
Standard Solution		Salinity %	
Field Temperature °C		Altitude	
Instrument Reading		Instrument Reading	
Model or Unit No.:		Model or Unit No.:	
Ag/AgCl Electrode (SSCE)			

LOW FLOW GROUNDWATER SAMPLING RECORD

Well ID:	P-56	Initial Depth to Water:	45.56
Sample ID:	P-56	Duplicate ID:	—
Depth to Water after Sampling:	55.59		
Sample Depth:	85'	Total Depth to Well (ft):	88
Project and Task No.:	8618397107.01.1C	Well Diameter (in):	2"
Project Name:	Ford Newport Beach	1 System Volume (liters):	0.85
Date:	10/26/22		
Sampled By:	Tyler Barrows & Casey Polon	2 System Volume (liters):	1.69
Method of Purging:	A3 Pump 1.75"		
Method of Sampling:	A3 Pump 1.75"	Total System Volumes Removed:	12.94

Time	Intake Depth (ft bTOC)	Rate (ml/m)	Cum. Vol. (liters)	Temp. (°C)	pH (units)	Specific Electrical Conductance (mS/cm)	Redox Potential (mV)	Dissolved Oxygen (mg/L)	Turbidity (NTU)	Depth to Water (ft bTOC)	Remarks (color and sediment)
1157	85'	200	0							45.59	clear, sweet chemical smell
1202	85'	200	1	22.4	6.40	12091	113.4	0.89	49.19	46.82	
1207	85'	200	2	22.4	6.43	12078	94.7	0.71	88.16	47.92	
1212	85'	200	3	22.5	6.45	12064	62.9	0.69	112.15	48.66	
1217	85'	200	4	22.4	6.45	12087	34.7	0.65	221.23	49.36	
1222	85'	200	5	22.3	6.45	12077	-3.4	0.63	283.56	50.08	
1227	85'	200	6	22.4	6.45	12074	-22.9	0.62	187.90	50.82	
1232	85'	200	7	22.3	6.46	12084	-29.4	0.60	267.14	51.49	
1237	85'	200	8	22.3	6.45	12070	-38.0	0.59	331.90	52.20	

pH CALIBRATION (choose two)				
Buffer Solution	pH 4.0	pH 7.0	pH 10.0	
Field Temperature °C				
Instrument Reading				

Model or Unit No.:

SPECIFIC ELECTRICAL CONDUCTANCE – CALIBRATION			
KCL Solution (mS/cm)	4.49 at 25°C		
Field Temperature °C			
Instrument Reading			

Model or Unit No.:

REDOX CALIBRATION		DISSOLVED OXYGEN CALIBRATION	
Standard Solution		Salinity %	
Field Temperature °C		Altitude	
Instrument Reading		Instrument Reading	
Model or Unit No.:		Model or Unit No.:	
Ag/AgCl Electrode (SSCE)			

wsp

LOW FLOW GROUNDWATER SAMPLING RECORD (Cont.)

Well ID: P-56 Date: 10/26/22 Project and task number: 8618397107.01.1C

Time	Intake Depth (ft bTOC)	Rate (ml/m)	Cum. Vol. (liters)	Temp. (°C)	pH (units)	Specific Electrical Conductance (mS/cm)	Redox Potential (mV; SSCE)	Dissolved Oxygen (mg/L)	Turbidity (NTU)	Depth to Water (ft bTOC)	Remarks (color and sediment)
1242	85'	200	9	22.4	6.45	12052	-33.6	0.59	393.18	52.95	
1247	85'	200	10	22.4	6.45	12041	-25.7	0.59	151.75	53.68	
1252	85'	200	11	22.6	6.45	12099	-11.2	0.60	45.63	54.33	

wsp

LOW FLOW GROUNDWATER SAMPLING RECORD

Well ID:	P-57	Initial Depth to Water:	48.58'
Sample ID:	P-57	Duplicate ID: —	Depth to Water after Sampling: 48.66
Sample Depth:	50'	Total Depth to Well (ft):	53
Project and Task No.:	8618397107.01.1C	Well Diameter (in):	2"
Project Name:	Ford Newport Beach	1 System Volume (liters):	0.66
Date:	10/27/22		
Sampled By:	Tyler Barrows & Casey Polon	2 System Volume (liters):	1.33
Method of Purging:	A3 Pump 1.75"		
Method of Sampling:	A3 Pump 1.75"	Total System Volumes Removed:	6.06

Time	Intake Depth (ft bTOC)	Rate (ml/m)	Cum. Vol. (liters)	Temp. (°C)	pH (units)	Specific Electrical Conductance (mS/cm)	Redox Potential (mV)	Dissolved Oxygen (mg/L)	Turbidity (NTU)	Depth to Water (ft bTOC)	Remarks (color and sediment)
0945	50'	200	0							48.58	slightly yellow, no odor
0950	50'	200	1	22.1	6.71	2782	159.5	5.39	34.58	48.61	
0955	50'	200	2	21.9	6.72	2781	159.7	5.25	33.20	48.61	
1000	50'	200	3	22.1	6.72	2783	159.4	5.25	37.25	48.62	
1005	50'	200	4	22.0	6.72	2783	159.4	5.21	34.32	48.62	

pH CALIBRATION (choose two)				
Buffer Solution	pH 4.0	pH 7.0	pH 10.0	
Field Temperature °C				
Instrument Reading				

Model or Unit No.:

SPECIFIC ELECTRICAL CONDUCTANCE – CALIBRATION			
KCL Solution (mS/cm)	4.49 at 25°C		
Field Temperature °C			
Instrument Reading			

Model or Unit No.:

REDOX CALIBRATION		DISSOLVED OXYGEN CALIBRATION	
Standard Solution		Salinity %	
Field Temperature °C		Altitude	
Instrument Reading		Instrument Reading	
Model or Unit No.:		Model or Unit No.:	
Ag/AgCl Electrode (SSCE)			

wsp

LOW FLOW GROUNDWATER SAMPLING RECORD

Well ID:	P-58	Initial Depth to Water:	47.11
Sample ID:	P-58 Duplicate ID: P-58-DUP	Depth to Water after Sampling:	47.21
Sample Depth:	50'	Total Depth to Well (ft):	55
Project and Task No.:	8618397107.01.1C	Well Diameter (in):	2"
Project Name:	Ford Newport Beach	1 System Volume (liters):	0.67
Date:	10/27/22		
Sampled By:	Tyler Barrows & Casey Polon	2 System Volume (liters):	1.34
Method of Purging:	A3 Pump 1.75"		
Method of Sampling:	A3 Pump 1.75"	Total System Volumes Removed:	7.46

Time	Intake Depth (ft bTOC)	Rate (ml/m)	Cum. Vol. (liters)	Temp. (°C)	pH (units)	Specific Electrical Conductance (mS/cm)	Redox Potential (mV)	Dissolved Oxygen (mg/L)	Turbidity (NTU)	Depth to Water (ft bTOC)	Remarks (color and sediment)
1142	50'	200	0							47.23	yellowish color, mostly clear
1147	50'	200	1	21.5	6.79	2999	126.2	6.87	38.75	47.26	
1152	50'	200	2	21.5	6.80	3003	129.1	6.90	18.05	47.29	
1157	50'	200	3	21.5	6.81	3007	131.6	6.92	14.83	47.29	
1202	50'	200	4	21.5	6.82	3007	133.9	6.92	10.71	47.30	
1207	50'	200	5	21.5	6.83	3010	136.3	6.94	7.11	47.29	

pH CALIBRATION (choose two)					Model or Unit No.:
Buffer Solution	pH 4.0	pH 7.0	pH 10.0		
Field Temperature °C					
Instrument Reading					

SPECIFIC ELECTRICAL CONDUCTANCE – CALIBRATION				Model or Unit No.:
KCL Solution (mS/cm)	4.49 at 25°C			
Field Temperature °C				
Instrument Reading				

REDOX CALIBRATION		DISSOLVED OXYGEN CALIBRATION	
Standard Solution		Salinity %	
Field Temperature °C		Altitude	
Instrument Reading		Instrument Reading	
Model or Unit No.:		Model or Unit No.:	
Ag/AgCl Electrode (SSCE)			

WSP

LOW FLOW GROUNDWATER SAMPLING RECORD

Well ID:	P-59	Initial Depth to Water:	46.7
Sample ID:	P-59 Duplicate ID: —	Depth to Water after Sampling:	46.82
Sample Depth:	49'	Total Depth to Well (ft):	54
Project and Task No.:	OR ~~8618397107.01.1C~~ 8622397102.01.1C	Well Diameter (in):	2"
Project Name:	Ford Newport Beach	1 System Volume (liters):	
Date:	10/27/22		
Sampled By:	Tyler Barrows & Casey Polon	2 System Volume (liters):	
Method of Purging:	1.75" bladder pump		
Method of Sampling:	1.75" bladder pump	Total System Volumes Removed:	

Time	Intake Depth (ft bTOC)	Rate (ml/m)	Cum. Vol. (liters)	Temp. (°C)	pH (units)	Specific Electrical Conductance (mS/cm)	Redox Potential (mV)	Dissolved Oxygen (mg/L)	Turbidity (NTU)	Depth to Water (ft bTOC)	Remarks (color and sediment)
1347	49'	200	0							46.89	clear, no odor
1352	49'	200	1	21.9	6.93	1869	147.4	6.37	75.98	46.97	↓
1357	49'	200	2	21.9	6.94	1878	146.3	6.29	62.74	46.99	↓
1402	49'	200	3	21.9	6.96	1883	145.8	6.20	47.40	46.98	yellow-ish color
1407	49'	200	4	21.9	6.96	1887	145.7	6.08	39.97	47.00	
1412	49'	200	5	21.9	6.96	1893	145.8	6.07	29.23	47.01	
1417	49'	200	6	21.9	6.96	1904	146.0	6.08	28.23	47.01	

pH CALIBRATION (choose two)				
Buffer Solution	pH 4.0	pH 7.0	pH 10.0	
Field Temperature °C				
Instrument Reading				

Model or Unit No.: YSI Pro DSS

SPECIFIC ELECTRICAL CONDUCTANCE – CALIBRATION			
KCL Solution (mS/cm)	4.49 at 25°C		
Field Temperature °C			
Instrument Reading			

Model or Unit No.: YSI Pro DSS

REDOX CALIBRATION		DISSOLVED OXYGEN CALIBRATION	
Standard Solution		Salinity %	
Field Temperature °C		Altitude	
Instrument Reading		Instrument Reading	
Model or Unit No.:		Model or Unit No.:	
Ag/AgCl Electrode (SSCE)			

wsp

LOW FLOW GROUNDWATER SAMPLING RECORD

Well ID:	P-60	Initial Depth to Water:	50.39
Sample ID:	P-60 Duplicate ID: —	Depth to Water after Sampling:	
Sample Depth:	53'	Total Depth to Well (ft):	58'
Project and Task No.:	(R) ~~8618397107.01.1C~~ 8622397102.01.1C	Well Diameter (in):	
Project Name:	Ford Newport Beach	1 System Volume (liters):	
Date:	10/28/22		
Sampled By:	Tyler Barrows & Casey Polon	2 System Volume (liters):	
Method of Purging:	1.75" bladder pump		
Method of Sampling:	1.75" bladder pump	Total System Volumes Removed:	

Time	Intake Depth (ft bTOC)	Rate (ml/m)	Cum. Vol. (liters)	Temp. (°C)	pH (units)	Specific Electrical Conductance (mS/cm)	Redox Potential (mV)	Dissolved Oxygen (mg/L)	Turbidity (NTU)	Depth to Water (ft bTOC)	Remarks (color and sediment)
0855	53'	200	0							50.63	
0900	53'	200	1	22.2	7.70	2008	115.5	4.66	78.91	50.78	re-calibrated YSI
0925	53'	200	0	22.4	6.96	2035	109.1	4.74	39.58	50.61	yellowish → no odor
0930	53'	200	1	22.2	6.96	2017	112.3	4.60	36.78	50.70	↳ cloudy
0935	53'	200	2	22.3	6.98	2031	114.4	4.54	25.61	50.74	
0940	53'	200	3	22.2	6.98	2021	116.5	4.54	17.40	50.74	
0945	53'	200	4	22.2	6.98	2020	116.2	4.54	15.24	50.74	battery died while sampling
1015	53'	200	0	22.5	6.97	1999	105.2	4.62	11.13	50.78	3rd attempt @ purge
1020	53'	200	1	22.3	6.96	2012	111.9	4.53	10.31	50.76	

pH CALIBRATION (choose two)				
Buffer Solution	pH 4.0	pH 7.0	pH 10.0	
Field Temperature °C				
Instrument Reading				

Model or Unit No.: YSI Pro DSS

SPECIFIC ELECTRICAL CONDUCTANCE – CALIBRATION			
KCL Solution (mS/cm)	4.49 at 25°C		
Field Temperature °C			
Instrument Reading			

Model or Unit No.: YSI Pro DSS

REDOX CALIBRATION		DISSOLVED OXYGEN CALIBRATION	
Standard Solution		Salinity %	
Field Temperature °C		Altitude	
Instrument Reading		Instrument Reading	
Model or Unit No.:		Model or Unit No.:	
Ag/AgCl Electrode (SSCE)			

wsp

LOW FLOW GROUNDWATER SAMPLING RECORD (Cont.)

Well ID: P-60 Date: 10/28/22 Project and task number: ~~8618397107.01.1C~~ CR 8622397102.01.1C

Time	Intake Depth (ft bTOC)	Rate (ml/m)	Cum. Vol. (liters)	Temp. (°C)	pH (units)	Specific Electrical Conductance (mS/cm)	Redox Potential (mV; SSCE)	Dissolved Oxygen (mg/L)	Turbidity (NTU)	Depth to Water (ft bTOC)	Remarks (color and sediment)
1025	53'	200	2	22.3	6.96	2007	114.3	4.52	10.65	50.78	sample
1225	53'	200	0	23.16	7.08	2072	81.5	5.42	52.72	50.82	purge again
1230	53'	200	1	22.8	7.03	2038	96.3	4.86	81.26	50.81	↳ broken VOA
1235	53'	200	2	22.8	7.03	2029	102.5	4.78	52.27	50.82	
1240	53'	200	3	22.7	7.03	2045	107.6	4.62	33.28	50.83	
1245	53'	200	4	22.8	7.03	2050	108.6	4.72	18.63	50.82	

wsp

LOW FLOW GROUNDWATER SAMPLING RECORD

Well ID:	P-61	Initial Depth to Water:	60.38'
Sample ID:	P-61	Duplicate ID: —	Depth to Water after Sampling: 60.41
Sample Depth:	63'	Total Depth to Well (ft):	68'
Project and Task No.:	~~8618397107.01.1C~~ 8622397107.01.1C	Well Diameter (in):	
Project Name:	Ford Newport Beach	1 System Volume (liters):	
Date:	10/28/22		
Sampled By:	Tyler Barrows & Casey Polon	2 System Volume (liters):	
Method of Purging:	1.75" bladder pump		
Method of Sampling:	1.75" bladder pump	Total System Volumes Removed:	

Time	Intake Depth (ft bTOC)	Rate (ml/m)	Cum. Vol. (liters)	Temp. (°C)	pH (units)	Specific Electrical Conductance (mS/cm)	Redox Potential (mV)	Dissolved Oxygen (mg/L)	Turbidity (NTU)	Depth to Water (ft bTOC)	Remarks (color and sediment)
1115	63'	200	0	22.1	6.82	2202	132.3	5.49	211.17	60.51	yellowish brown, cloudy
1120	63'	200	1	22.0	6.85	2192	129.3	5.07	129.52	60.57	↳ no odor
1125	63'	200	2	22.0	6.86	2201	128.3	4.99	76.42	60.57	
1130	63'	200	3	22.0	6.88	2207	128.1	4.95	50.12	60.57	
1135	63'	200	4	22.0	6.88	2210	128.2	4.92	31.22	60.56	
1140	63'	200	5	22.0	6.89	2208	128.8	5.14	28.47	60.57	
1145	63'	200	6	22.0	6.90	2215	129.2	5.05	19.22	60.57	sample

pH CALIBRATION (choose two)				
Buffer Solution	pH 4.0	pH 7.0	pH 10.0	
Field Temperature °C				
Instrument Reading				

Model or Unit No.: YSI Pro DSS

SPECIFIC ELECTRICAL CONDUCTANCE – CALIBRATION			
KCL Solution (mS/cm)	4.49 at 25°C		
Field Temperature °C			
Instrument Reading			

Model or Unit No.: YSI Pro DSS

REDOX CALIBRATION		DISSOLVED OXYGEN CALIBRATION	
Standard Solution		Salinity %	
Field Temperature °C		Altitude	
Instrument Reading		Instrument Reading	
Model or Unit No.:		Model or Unit No.:	
Ag/AgCl Electrode (SSCE)			

WSP

LOW FLOW GROUNDWATER SAMPLING RECORD

Well ID:	P-62	Initial Depth to Water:	39.63
Sample ID:	P-62	Duplicate ID: —	Depth to Water after Sampling: 39.63
Sample Depth:	43'	Total Depth to Well (ft):	47
Project and Task No.:	8618397107.01.1C	Well Diameter (in):	2
Project Name:	Ford Newport Beach	1 System Volume (liters):	0.63
Date:	10/26/22		
Sampled By:	Tyler Barrows & Casey Polon	2 System Volume (liters):	1.26
Method of Purging:	H3 Pump 1.75"		
Method of Sampling:	H3 Pump 1.75"	Total System Volumes Removed:	11.11

Time	Intake Depth (ft bTOC)	Rate (ml/m)	Cum. Vol. (liters)	Temp. (°C)	pH (units)	Specific Electrical Conductance (mS/cm)	Redox Potential (mV)	Dissolved Oxygen (mg/L)	Turbidity (NTU)	Depth to Water (ft bTOC)	Remarks (color and sediment)
1030	43'	200	0	Pump on						39.63	
1035			1	21.6	6.32	5163	71.4	6.25	219	39.90	Cloudy
1040			2	21.6	6.30	5111	85.1	6.32	99	~~40.07~~ 39.93	Cloudy
1045			3	21.6	6.17	5091	91.0	6.93	70	39.94	Cloudy
1050			4	21.6	6.33	5054	93.2	6.95	30	39.95	Cloudy
1055			5	21.6	6.93	4970	95.5	6.12	20	39.96	Cloudy
1100			6	21.6	6.95	4984	95.8	6.17	15	39.97	Clear
1105			7	21.6	6.95	4946	96.9	6.20	12	39.99	Clear
1110			Collected	Sample							

pH CALIBRATION (choose two)					Model or Unit No.:
Buffer Solution		pH 4.0	pH 7.0	pH 10.0	
Field Temperature °C					
Instrument Reading					

SPECIFIC ELECTRICAL CONDUCTANCE – CALIBRATION				Model or Unit No.:
KCL Solution (mS/cm)		4.49 at 25°C		
Field Temperature °C				
Instrument Reading				

REDOX CALIBRATION		DISSOLVED OXYGEN CALIBRATION	
Standard Solution		Salinity %	
Field Temperature °C		Altitude	
Instrument Reading		Instrument Reading	
Model or Unit No.:		Model or Unit No.:	
Ag/AgCl Electrode (SSCE)			

WSP

LOW FLOW GROUNDWATER SAMPLING RECORD

Well ID:	P-63	Initial Depth to Water:	35.15
Sample ID:	P-63	Duplicate ID: —	Depth to Water after Sampling: 35.16
Sample Depth:	38'	Total Depth to Well (ft):	40'
Project and Task No.:	8618397107.01.1C	Well Diameter (in):	2
Project Name:	Ford Newport Beach	1 System Volume (liters):	0.605
Date:	10/26/22		
Sampled By:	Tyler Barrows & Casey Polon	2 System Volume (liters):	1.21
Method of Purging:	H3 Pump 1.75"		
Method of Sampling:	H3 Pump 1.75"	Total System Volumes Removed:	8.26

Time	Intake Depth (ft bTOC)	Rate (ml/m)	Cum. Vol. (liters)	Temp. (°C)	pH (units)	Specific Electrical Conductance (mS/cm)	Redox Potential (mV)	Dissolved Oxygen (mg/L)	Turbidity (NTU)	Depth to Water (ft bTOC)	Remarks (color and sediment)
1140	38'	200	0	pump on						35.15	Cloudy
1145	↓	↓	1	21.6	6.69	3651	101.3	4.65	170	35.16	Cloudy
1150	↓	↓	2	21.6	6.69	3638	105.1	4.61	130	35.17	Cloudy
1155	↓	↓	3	21.6	6.69	3590	106.3	4.23	42	35.17	Cloudy
1200	↓	↓	4	21.4	6.70	3483	104.9	4.18	20	35.18	Clear
1205	↓	↓	5	21.3	6.69	3387	101.6	4.07	12	35.19	Clear
1210	↓	↓	6 TVB	Collected Sample							

pH CALIBRATION (choose two)				
Buffer Solution	pH 4.0	pH 7.0	pH 10.0	
Field Temperature °C				
Instrument Reading				

Model or Unit No.:

SPECIFIC ELECTRICAL CONDUCTANCE – CALIBRATION			
KCL Solution (mS/cm)	4.49 at 25°C		
Field Temperature °C			
Instrument Reading			

Model or Unit No.:

REDOX CALIBRATION		DISSOLVED OXYGEN CALIBRATION	
Standard Solution		Salinity %	
Field Temperature °C		Altitude	
Instrument Reading		Instrument Reading	
Model or Unit No.:		Model or Unit No.:	
Ag/AgCl Electrode (SSCE)			

WSP

LOW FLOW GROUNDWATER SAMPLING RECORD

Well ID:	R-64	**Initial Depth to Water:**	27.56'
Sample ID:	R-64 **Duplicate ID:** —	**Depth to Water after Sampling:**	27.57
Sample Depth:	30	**Total Depth to Well (ft):**	34'
Project and Task No.:	8618397107.01.1C	**Well Diameter (in):**	2"
Project Name:	Ford Newport Beach	**1 System Volume (liters):**	0.57
Date:	10/26/22		
Sampled By:	Tyler Barrows & Casey Polon	**2 System Volume (liters):**	1.13
Method of Purging:	H3 Pump 1.75"		
Method of Sampling:	H3 Pump 1.75"	**Total System Volumes Removed:**	12.28

Time	Intake Depth (ft bTOC)	Rate (ml/m)	Cum. Vol. (liters)	Temp. (°C)	pH (units)	Specific Electrical Conductance (mS/cm)	Redox Potential (mV)	Dissolved Oxygen (mg/L)	Turbidity (NTU)	Depth to Water (ft bTOC)	Remarks (color and sediment)
1235	30	200	0	Pump	on					27.56	
1240			1	21.4	6.73	2056	94.7	6.22	108	27.58	Cloudy
1245			2	21.4	6.71	2113	98.2	5.86	103	27.59	Cloudy
1250			3	21.4	6.72	2156	103.8	5.31	46	27.61	Clear
1255			4	21.4	6.72	2156	104.6	5.21	30	27.62	Clear
1300			5	21.4	6.73	2168	105.1	5.11	25	27.63	Clear
1305			6	21.4	6.73	2173	106.0	4.96	17	27.65	Clear
1310			7	21.3	6.73	2173	106.2	4.93	12	27.67	Clear
1315			collected		Sample						

pH CALIBRATION (choose two)				
Buffer Solution	pH 4.0	pH 7.0	pH 10.0	
Field Temperature °C				
Instrument Reading				

Model or Unit No.:

SPECIFIC ELECTRICAL CONDUCTANCE CALIBRATION			
KCL Solution (mS/cm)	4.49 at 25°C		
Field Temperature °C			
Instrument Reading			

Model or Unit No.:

REDOX CALIBRATION		DISSOLVED OXYGEN CALIBRATION	
Standard Solution		Salinity %	
Field Temperature °C		Altitude	
Instrument Reading		Instrument Reading	
Model or Unit No.:		Model or Unit No.:	
Ag/AgCl Electrode (SSCE)			

LOW FLOW GROUNDWATER SAMPLING RECORD

Well ID:	W2C1	Initial Depth to Water:	26.03
Sample ID:	W2C1	Duplicate ID: —	Depth to Water after Sampling: 26.33
Sample Depth:	30	Total Depth to Well (ft):	34.5
Project and Task No.:	8618397107.01.1C	Well Diameter (in):	4
Project Name:	Ford Newport Beach	1 System Volume (liters):	0.67
Date:	10/24/22		
Sampled By:	Tyler Barrows & Casey Polon	2 System Volume (liters):	1.13
Method of Purging:	dedicated Pump		
Method of Sampling:	dedicated Pump	Total System Volumes Removed:	7.02

Time	Intake Depth (ft bTOC)	Rate (ml/m)	Cum. Vol. (liters)	Temp. (°C)	pH (units)	Specific Electrical Conductance (mS/cm)	Redox Potential (mV)	Dissolved Oxygen (mg/L)	Turbidity (NTU)	Depth to Water (ft bTOC)	Remarks (color and sediment)
1050	30	200	0	23.6	7.06	1463	94.1	5.49	3.32	26.20	clear, odorless
1055	30	200	1	23.4	7.04	1564	94.2	5.42	2.79	26.25	
1100	30	200	2	23.4	7.05	1686	95.3	5.61	3.47	26.28	
1105	30	200	3	23.5	7.05	1728	93.8	5.64	3.36	26.33	
1110	30	200	4	23.4	7.05	1712	94.3	5.65	3.94	26.33	

pH CALIBRATION (choose two)				
Buffer Solution	pH 4.0	pH 7.0	pH 10.0	
Field Temperature °C				
Instrument Reading				

Model or Unit No.:

SPECIFIC ELECTRICAL CONDUCTANCE – CALIBRATION			
KCL Solution (mS/cm)	4.49 at 25°C		
Field Temperature °C			
Instrument Reading			

Model or Unit No.:

REDOX CALIBRATION		DISSOLVED OXYGEN CALIBRATION	
Standard Solution		Salinity %	
Field Temperature °C		Altitude	
Instrument Reading		Instrument Reading	
Model or Unit No.:		Model or Unit No.:	
Ag/AgCl Electrode (SSCE)			

WSP

LOW FLOW GROUNDWATER SAMPLING RECORD

Well ID:	W2C3	Initial Depth to Water:	53.45'
Sample ID:	W2C3 Duplicate ID: —	Depth to Water after Sampling:	53.47
Sample Depth:	58'	Total Depth to Well (ft):	63
Project and Task No.:	8618397107.01.1C	Well Diameter (in):	4"
Project Name:	Ford Newport Beach	1 System Volume (liters):	0.71
Date:	10/24/22		
Sampled By:	Tyler Barrows & Casey Polon	2 System Volume (liters):	1.41
Method of Purging:	dedicated pump		
Method of Sampling:	dedicated pump	Total System Volumes Removed:	5.63

Time	Intake Depth (ft bTOC)	Rate (ml/m)	Cum. Vol. (liters)	Temp. (°C)	pH (units)	Specific Electrical Conductance (mS/cm)	Redox Potential (mV)	Dissolved Oxygen (mg/L)	Turbidity (NTU)	Depth to Water (ft bTOC)	Remarks (color and sediment)
1150	58	200	0	25.6	7.18	2417	98.4	7.51	54.21	53.59	cloudy
1155			1	24.3	7.07	2451	106.6	6.52	48.23	53.60	cloudy
1200			2	24.0	7.07	2432	106.6	6.50	24.63	53.62	cloudy
1205			3	23.9	7.08	2406	104.3	6.55	21.05	53.62	cloudy
1210			4	23.9	7.10	2376	98.5	6.75	15.00	53.63	clear
1215		collected sample									

pH CALIBRATION (choose two)				
Buffer Solution	pH 4.0	pH 7.0	pH 10.0	
Field Temperature °C				
Instrument Reading				

Model or Unit No.:

SPECIFIC ELECTRICAL CONDUCTANCE – CALIBRATION			
KCL Solution (mS/cm)	4.49 at 25°C		
Field Temperature °C			
Instrument Reading			

Model or Unit No.:

REDOX CALIBRATION		DISSOLVED OXYGEN CALIBRATION	
Standard Solution		Salinity %	
Field Temperature °C		Altitude	
Instrument Reading		Instrument Reading	
Model or Unit No.:		Model or Unit No.:	
Ag/AgCl Electrode (SSCE)			

WATER LEVEL MONITORING RECORD

Project Name: Ford Newport Beach Project and Task Number: 8618397107.01.1C

Date: 10/24/22 Measured by: Tyler Barrows & Casey Polon Instrument Used: Heron 200'

Note: For you convenience, the following abbreviations may be used.

P = Pumping I = Inaccessible D = Dedicated Pump
ST = Steel Tape ES = Electric Sounder MP = Measuring Point WL = Water Level

Well No.	Time	MP Elevation (feet)	Water Level Below MP (feet)	Water Level Elevation (feet)	Previous Water Level Below MP	Remarks
W5TE	1355	46.83			46.80	
IW-7	1359	49.83			49.82	
P-12B	1340	54.78			54.50	
P-14	1352	46.80			46.58	
P-15	1348	49.51			49.28	
P-16	1354	15.61			15.39	
P-17	1403	13.75			13.36	
P-46	1415	20.94			22.89	WIWB, w/o bolts, well box in bad shape
P-47	1512	33.32			33.10	
P-48	1345	19.65			19.75	
P-49	1537	10.70			10.90	
P-50	1554	4.24			3.97	WIWB
P-51	1550	9.64			9.71	
P-32	1641	33.46			33.32	
P-34	0926	53.80			53.66	
P-35	1013	36.27			35.70	
P-40	0843	28.89			28.74	
P-41	1046	48.22			47.50	
P-42A	1647	25.68			24.93	
P-45	0838	26.85			26.71	
* P-52	—	—		~~20.35~~ 20.73	20.37	tree roots @ ~18.85'
P-53	0716	13.29			13.15	
P-54	~~0716~~ 1100	~~13.29~~ 13.29	1117	13.35	13.18	
P-55	11:02	14.30			14.40	
P-56	0930	44.90			44.60	
W2C1	1042	26.03			25.58	
W2C3	1145	53.45			53.39	
P-57	1026	48.51			48.39	
P-58	1031	47.12			46.98	

Page ____ of ____

WATER LEVEL MONITORING RECORD

Project Name: Ford Newport Beach Project and Task Number: 8618397107.01.1C

Date: 10/24/22 Measured by: Tyler Barrows & Casey Polon Instrument Used: Heron 200'

Note: For you convenience, the following abbreviations may be used.

P = Pumping I = Inaccessible D = Dedicated Pump
ST = Steel Tape ES = Electric Sounder MP = Measuring Point WL = Water Level

Well No.	Time	MP Elevation (feet)	Water Level Below MP (feet)	Water Level Elevation (feet)	Previous Water Level Below MP	Remarks
P-59	1035	46.67			46.63	
P-60	1020	50.35			50.21	
P-61	1040	60.28			59.89	
P-62	0955	39.71			39.49	
P-63	0950	35.03			34.85	
P-64	~~0954~~ 0945	27.68			27.42	

Page ____ of ____

wood.

AIR SAMPLING LOG

Project Name: Former Ford Aeronutronic Facility
Project Number: 8622397108.01.1E
Start Date: 09/13/2022
Building IDs: 1.018

FIRST DAY OF SAMPLING

Sampler Name:	Maria Valdovinos / Luc Tran	**Weather:**	82° Partly Cloudy
Temperature:	82°	**Barometric Pressure:**	29.87 in
Notes:	N/A		

SECOND DAY OF SAMPLING

Sampler Name:	Maria Valdovinos / Luc Tran	**Weather:**	77° Fair
Temperature:	77°	**Barometric Pressure:**	29.91 in
Notes:	N/A		

Shut-in Test	Sample ID	Sample Type	Sample Collection Point	Summa Canister ID	Flow Controller ID	Sampling Start			Sampling End			Comments (dup or rep)
						Start Canister Vacuum	Start Time	Start Date	End Canister Vacuum	End Time	End Date	
	1.018-01-091422	1	Living room and Floor	D395	FC174	-30	1241	091322	-5	1233	091422	
	1.018-02-091422	1	Bathroom and floor	D709	FC568	-30	1246	091322	-1	1236	091422	
	1.018-03 091422	1	Master Bed and floor	D883	FC263	-30	1242	091322	~~-6~~ -7	1233	091422	
	1.018-AA-091422	A	Patio and Floor	D140	FC567	-30	1243	091322	-9	1235	091422	

Bldg ID: 1.018

BUILDING SURVEY FORM*

Preparer's Name: Maria Valdovinos Huo Tran Date/Time Prepared:
Affiliation: Wood Phone Number: [redacted]

Occupant Information

Occupant Name: [redacted] Interviewed: ☐ Yes ☐ No
Mailing Address: [redacted]
City: [redacted] State: CA Zip Code: [redacted]
Phone [redacted] Email:

Owner/Landlord Information (Check if same as occupant ☐) [redacted]

Occupant Name: Interviewed: ☐ Yes ☐ No
Mailing Address:
City: State: Zip Code:
Phone: Email:

Building Type (Check appropriate boxes)

☑ Residential ☐ Residential Duplex ☑ Apartment Building ☐ Mobile Home ☐ Commercial (office)
☐ Commercial (warehouse) ☐ Industrial ☐ Strip Mall ☐ Split Level ☐ Church ☐ School

Building Characteristics

Approximate Building Age (years): Number of Stories: 2 (residence on 2nd floor only)
Approximate Building Area (square feet): Number of Elevators: Ø

Foundation Type (Check appropriate boxes)

☑ Slab-on-Grade ☐ Crawl Space ☐ Basement

Basement Characteristics (Check appropriate boxes) N/A

☐ Dirt Floor ☐ Sealed ☐ Wet Surfaces ☐ Sump Pump ☐ Concrete Cracks ☐ Floor Drains

Factors Influencing Indoor Air Quality

Is there an attached garage?	☐ Yes	☒ No	
Is there smoking in the building?	☐ Yes	☒ No	
Is there new carpet or furniture?	☐ Yes	☒ No	Describe:
Have clothes or drapes been recently dry cleaned?	☐ Yes	☒ No	Describe:
Has painting or staining been done with the last six months?	☐ Yes	☒ No	Describe:
Has the building been recently remodeled?	☐ Yes	☒ No	Describe:
Has the building ever had a fire?	☐ Yes	☒ No	
Is there a hobby or craft area in the building?	☐ Yes	☒ No	Describe:
Is gun cleaner stored in the building?	☐ Yes	☒ No	
Is there a fuel oil tank on the property?	☐ Yes	☒ No	
Is there a septic tank on the property?	☐ Yes	☒ No	
Has the building been fumigated or sprayed for pests recently?	☒ Yes	☐ No	Describe: sprayed for pest about 3 months ago
Do any building occupants use solvents at work?	☐ Yes	☒ No	Describe:

* Developed based on guidelines set forth in the Guidance for the Evaluation and Mitigation of Subsurface Vapor Intrusion to Indoor Air (DTSC, 2011).

Bldg ID: 1.018

Sampling Locations

Draw the general floor plan of the building and denote locations of sample collection. Indicate locations of doors, windows, indoor air contaminant sources and field instrument readings.

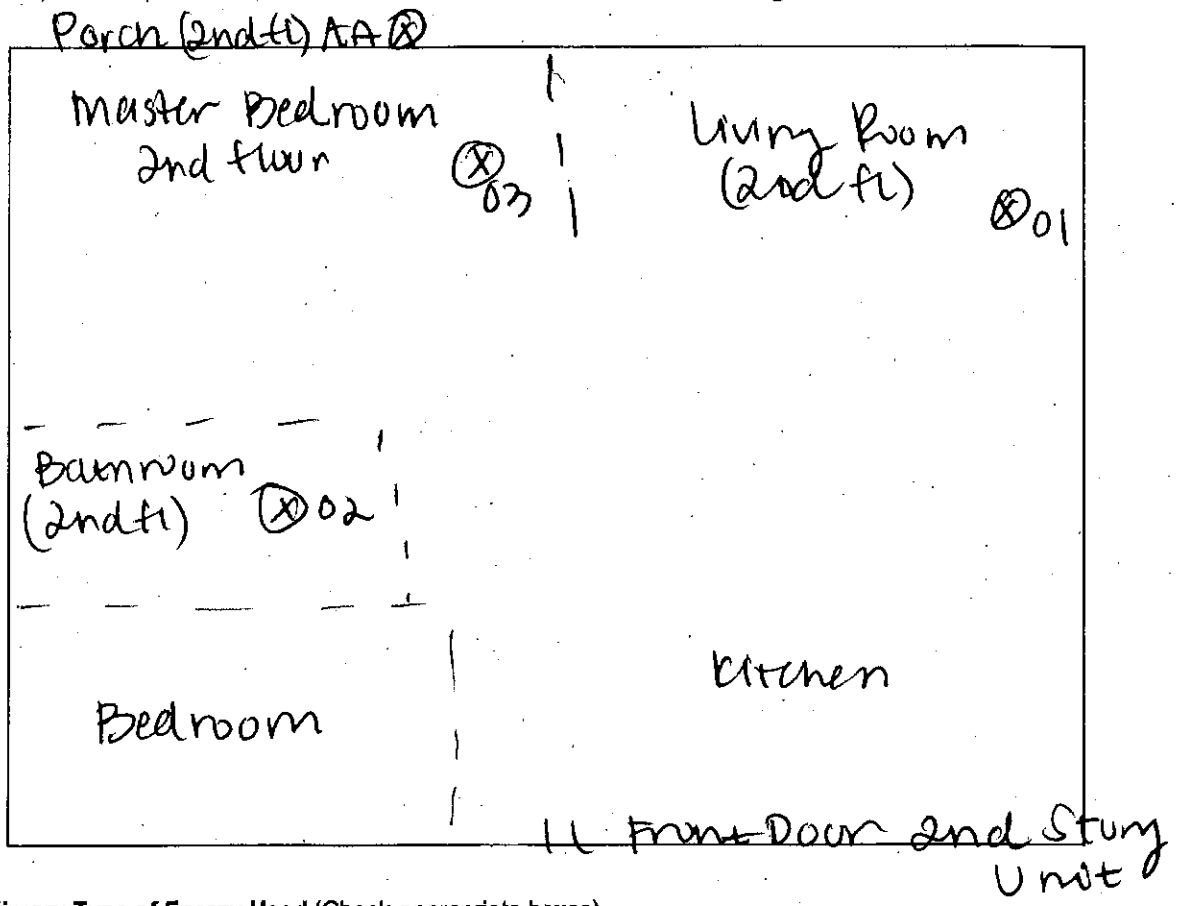

Primary Type of Energy Used (Check appropriate boxes)

☑ Natural Gas ☐ Fuel Oil ☐ Propane ☑ Electricity ☐ Wood ☐ Kerosene

Meteorological Conditions

Describe the general weather conditions during the indoor air sampling event.

82° partly cloudy

General Comments

Provide any other information that may be of importance in understanding the indoor air quality of this building.

* Developed based on guidelines set forth in the Guidance for the Evaluation and Mitigation of Subsurface Vapor Intrusion to Indoor Air (DTSC, 2011).

BULDING SURVEY FORM*

Bldg No.: 1.018

Occupant of Building [redacted]

Address [redacted]

City [redacted]

Field Investigator M. Vaidainers + L. Tran Date 09/13/2022

Field Instrument Reading	Photo No.	Measurement Location (Ambient Air, Foundation Opening, or Consumer Product)	If Consumer Product, Potential Volatile Ingredients
23	1	1.018-01 - 091422	
219	4	1.018-02-091422	
75	2	1.018-03-091422	
18	3	1.018-AA - 091422	

Comments:

N/A

*Developed based on guidelines set forth in the Guidance for the Evaluation and Mitigation of Subsurface Vapor Intrusion to Indoor Air (DTSC, 2011).

Note- Use PID as a screening tool to identify indoor air sources of VOCs in the rooms being sampled in addition to measuring background VOCs in the ambient air near a sampling canister. Avoid any room with potential significant indoor air sources that cannot be sealed or removed.

wood.

AIR SAMPLING LOG

Project Name: Former Ford Aeronutronics Facility
Project Number: 8622397108.01.1E
Start Date: 9/1/2022
Building IDs: 1,023

FIRST DAY OF SAMPLING

Sampler Name:	Madi A.; Chrissie N.	Weather:	sunny; 77°F
Temperature:	77°F	Barometric Pressure:	1008 hPa
Notes:	—		

SECOND DAY OF SAMPLING

Sampler Name:	Chrissie N., Madi A.	Weather:	sunny
Temperature:	82°F	Barometric Pressure:	29.8 inHg
Notes:	—		

Shut-in Test	Sample ID	Sample Type	Sample Collection Point	Summa Canister ID	Flow Controller ID	Sampling Start			Sampling End			Comments (dup or rep)
						Start Canister Vacuum	Start Time	Start Date	End Canister Vacuum	End Time	End Date	
✓	1,023-01-090222	1	living rm F1	D563	FC188	-30	0937	9/1/22	~~-30~~ -5	0929	9/2/22	~~TB~~
✓	1,023-02-090222	1	bathroom F1	D897	FC432	-30	0938	9/1/22	~~-30~~ -5	0930	9/2/22	
✓	1,023-03-090222	1	bedroom F1	D581	FC406	-30	0940	9/1/22	~~-30~~ -7	0930	9/2/22	
✓	1,023-[illegible]-090222	1	living rm F1	D520	FC210	-30	0937	9/1/22	~~-30~~ -6	0929	9/2/22	DUP
✓	1,023-AA-090222	A	back patio F1	D685	FC162	-30	0942	9/1/22	~~-30~~ -6	0931	9/2/22	

Bldg ID: 1,023

BUILDING SURVEY FORM*

Preparer's Name: C. Nims, M. Allgaier Date/Time Prepared: 09/01/22 0935
Affiliation: Wood Phone Number: [redacted]

Occupant Information

Occupant Name: [redacted] Interviewed: ☐ Yes ☐ No
Mailing Address: [redacted]
City: [redacted] State: CA Zip Code:
Phone [redacted] Email: —

Owner/Landlord Information (Check if same as occupant ☐) [redacted] not present.

Occupant Name: [redacted] Interviewed: ☐ Yes ☒ No
Mailing Address: —
City: — State: — Zip Code: —
Phone: — Email: —

Building Type (Check appropriate boxes)

☐ Residential ☐ Residential Duplex ☒ Apartment Building ☐ Mobile Home ☐ Commercial (office)
☐ Commercial (warehouse) ☐ Industrial ☐ Strip Mall ☐ Split Level ☐ Church ☐ School

Building Characteristics

Approximate Building Age (years): — Number of Stories: 1 (1st floor apartment)
Approximate Building Area (square feet): ~750 Number of Elevators: 0

Foundation Type (Check appropriate boxes)

☒ Slab-on-Grade ☐ Crawl Space ☐ Basement

Basement Characteristics (Check appropriate boxes) N/A

☐ Dirt Floor ☐ Sealed ☐ Wet Surfaces ☐ Sump Pump ☐ Concrete Cracks ☐ Floor Drains

Factors Influencing Indoor Air Quality

Is there an attached garage?	☐ Yes	☒ No	
Is there smoking in the building?	☐ Yes	☒ No	
Is there new carpet or furniture?	☒ Yes	☐ No	Describe: new rug/table moved in recently
Have clothes or drapes been recently dry cleaned?	☐ Yes	☒ No	Describe:
Has painting or staining been done with the last six months?	☐ Yes	☒ No	Describe:
Has the building been recently remodeled?	☐ Yes	☐ No	Describe: unknown - tenant recently moved in
Has the building ever had a fire?	☐ Yes	☒ No	
Is there a hobby or craft area in the building?	☐ Yes	☒ No	Describe:
Is gun cleaner stored in the building?	☐ Yes	☒ No	
Is there a fuel oil tank on the property?	☐ Yes	☒ No	
Is there a septic tank on the property?	☐ Yes	☒ No	
Has the building been fumigated or sprayed for pests recently?	☒ Yes	☐ No	Describe: 1 mo (inside/out) - 2x since move in
Do any building occupants use solvents at work?	☐ Yes	☒ No	Describe:

* Developed based on guidelines set forth in the Guidance for the Evaluation and Mitigation of Subsurface Vapor Intrusion to Indoor Air (DTSC, 2011).

Bldg ID: 1.023

Sampling Locations

Draw the general floor plan of the building and denote locations of sample collection. Indicate locations of doors, windows, indoor air contaminant sources and field instrument readings.

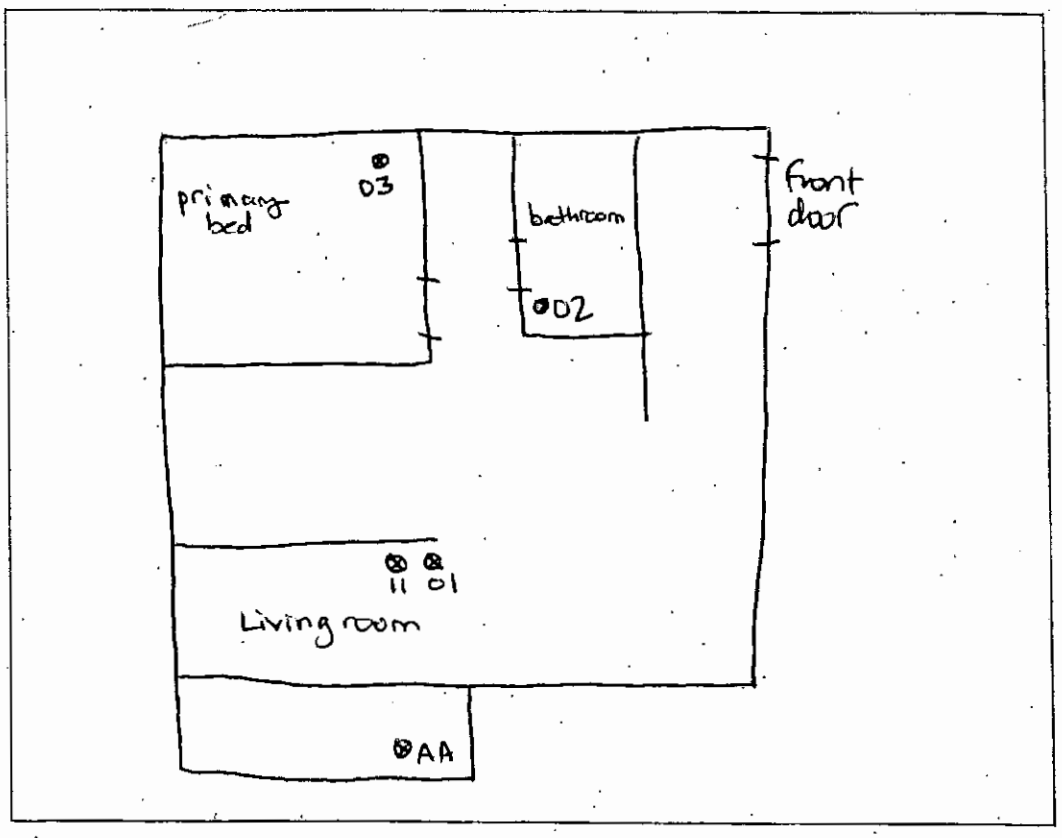

Primary Type of Energy Used (Check appropriate boxes)

☒ Natural Gas ☐ Fuel Oil ☐ Propane ☒ Electricity ☐ Wood ☐ Kerosene

Meteorological Conditions

Describe the general weather conditions during the indoor air sampling event.

sunny

General Comments

Provide any other information that may be of importance in understanding the indoor air quality of this building.

N/A

* Developed based on guidelines set forth in the Guidance for the Evaluation and Mitigation of Subsurface Vapor Intrusion to Indoor Air (DTSC, 2011).

BULDING SURVEY FORM*

Bldg No.: 1,023

Occupant of Building [redacted]

Address [redacted]

City [redacted]

Field Investigator C. Nims, M. Allgaier Date 9/1/2022

Field Instrument Reading	Photo No.	Measurement Location (Ambient Air, Foundation Opening, or Consumer Product)	If Consumer Product, Potential Volatile Ingredients
770	01	1,023-01-090222 living room, f11	
660	02	1,023-02-090222 bathroom f11	oil diffuser/ incense
698	03	1,023-03-090222 primary bed, f11	candles
770	01	1,023-~~33~~-090222 living room, f11	
327	04	1,023-AA-090222 back patio, f11	

Comments:

Requested that tenant avoid perfume, candles, strong scents during 24 hr sampling period

*had resident store oil diffuser under sink cabinet

*Developed based on guidelines set forth in the Guidance for the Evaluation and Mitigation of Subsurface Vapor Intrusion to Indoor Air (DTSC, 2011).

Note- Use PID as a screening tool to identify indoor air sources of VOCs in the rooms being sampled in addition to measuring background VOCs in the ambient air near a sampling canister. Avoid any room with potential significant indoor air sources that cannot be sealed or removed.

wood.

AIR SAMPLING LOG

Project Name: Former Ford Aeronutronic Facility
Project Number: 8622397108.01.1E
Start Date: 9/22/2022
Building IDs: 1.073

FIRST DAY OF SAMPLING

Sampler Name:	Loc Tran / Chandan Singh	**Weather:**	Sunny
Temperature:	67°F	**Barometric Pressure:**	29.96 in.
Notes:	–		

SECOND DAY OF SAMPLING

Sampler Name:	Loc Tran / Chandan Singh	**Weather:**	Overcast; fair
Temperature:	68°F	**Barometric Pressure:**	29.92 in.
Notes:	–		

Shut-in Test	Sample ID	Sample Type	Sample Collection Point	Summa Canister ID	Flow Controller ID	Sampling Start			Sampling End			Comments (dup or rep)
						Start Canister Vacuum	Start Time	Start Date	End Canister Vacuum	End Time	End Date	
✓	1.073-01-092322	I	Living Room Floor 1	D503	FC454	-30	0815	9/22/2022	-7	0816	9/23/2022	
✓	1.073-02-092322	I	Bathroom Floor 1	D523	FC477	-30	0818	↓	-6	0817	↓	
✓	1.073-03-092322	I	Master Bathroom Floor 1	D360	FC227	-30	0820	↓	-7	0818	↓	
✓	1.073 AA-092322	A	Back Patio Floor 1	D606	FC25	-30	0822	↓	-2	0819	↓	

Bldg ID. 1073

BUILDING SURVEY FORM*

Preparer's Name: Loc Tran Date/Time Prepared: 7-22-2022/0805
Affiliation: Wood Phone Number: [redacted]

Occupant Information

Occupant Name: [redacted] Interviewed: ☑ Yes ☐ No
Mailing Address: [redacted]
City: State: CA Zip Code:
Phone: Email:

Owner/Landlord Information (Check if same as occupant ☐)

Occupant Name: [redacted] Interviewed: ☐ Yes ☑ No
Mailing Address:
City: State: Zip Code:
Phone: Email:

Building Type (Check appropriate boxes)

☐ Residential ☐ Residential Duplex ☒ Apartment Building ☐ Mobile Home ☐ Commercial (office)
☐ Commercial (warehouse) ☐ Industrial ☐ Strip Mall ☐ Split Level ☐ Church ☐ School

Building Characteristics

Approximate Building Age (years): Unknown Number of Stories: 2 - Residence is on Floor 1
Approximate Building Area (square feet): Number of Elevators: 0

Foundation Type (Check appropriate boxes)

☑ Slab-on-Grade ☐ Crawl Space ☐ Basement

Basement Characteristics (Check appropriate boxes) N/A

☐ Dirt Floor ☐ Sealed ☐ Wet Surfaces ☐ Sump Pump ☐ Concrete Cracks ☐ Floor Drains

Factors Influencing Indoor Air Quality

Is there an attached garage?	☐ Yes	☒ No	
Is there smoking in the building?	☐ Yes	☑ No	
Is there new carpet or furniture?	☐ Yes	☑ No	Describe:
Have clothes or drapes been recently dry cleaned?	☐ Yes	☑ No	Describe:
Has painting or staining been done with the last six months?	☑ Yes	☐ No	Describe: Only touching up
Has the building been recently remodeled?	☐ Yes	☑ No	Describe:
Has the building ever had a fire?	☐ Yes	☑ No	
Is there a hobby or craft area in the building?	☑ Yes	☐ No	Describe: Acrylic painting in guest ~~one~~ bedroom (L.T.)
Is gun cleaner stored in the building?	☐ Yes	☑ No	
Is there a fuel oil tank on the property?	☐ Yes	☑ No	
Is there a septic tank on the property?	☐ Yes	☑ No	
Has the building been fumigated or sprayed for pests recently?	☑ Yes	☐ No	Describe: Ant spray on windows
Do any building occupants use solvents at work?	☐ Yes	☑ No	Describe:

* Developed based on guidelines set forth in the Guidance for the Evaluation and Mitigation of Subsurface Vapor Intrusion to Indoor Air (DTSC, 2011)

Bldg ID: 1073

Sampling Locations

Draw the general floor plan of the building and denote locations of sample collection. Indicate locations of doors, windows, indoor air contaminant sources and field instrument readings.

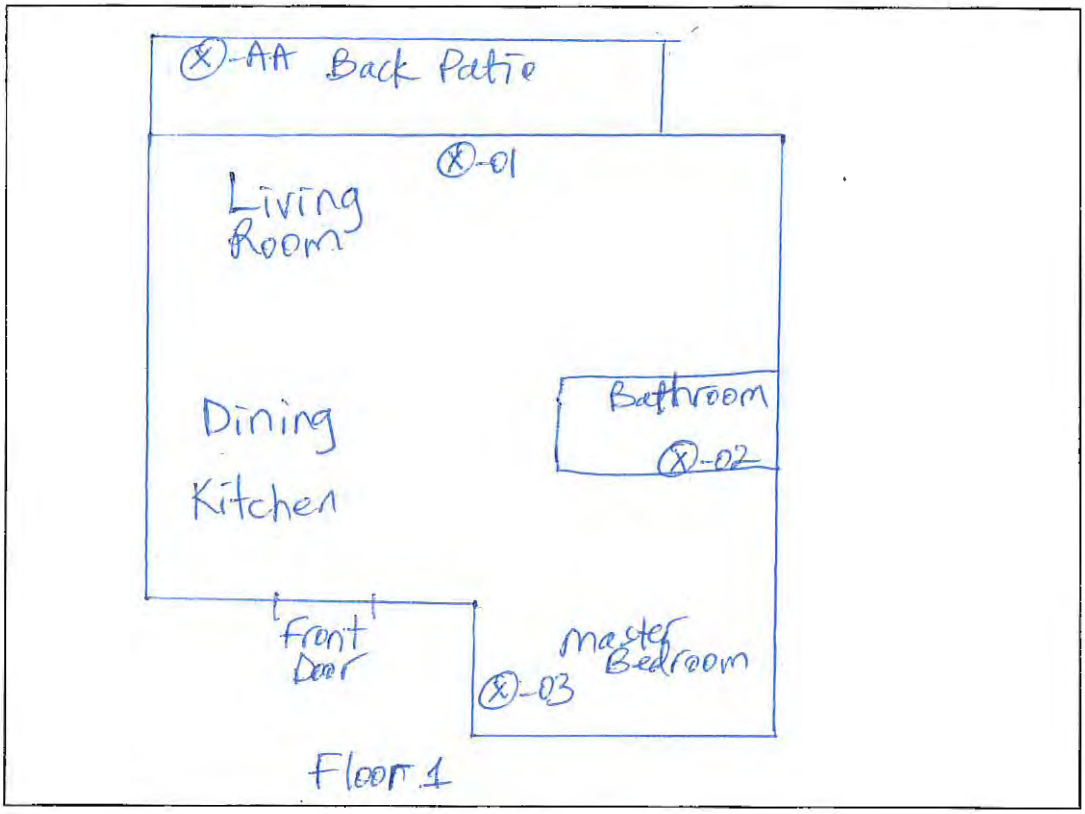

Primary Type of Energy Used (Check appropriate boxes)

☒ Natural Gas ☐ Fuel Oil ☐ Propane ☒ Electricity ☐ Wood ☐ Kerosene

Meteorological Conditions

Describe the general weather conditions during the indoor air sampling event.

Sunny

General Comments

Provide any other information that may be of importance in understanding the indoor air quality of this building.

Acrylic paint in guest bedroom, not master bedroom where sample -03 placed.

* Developed based on guidelines set forth in the Guidance for the Evaluation and Mitigation of Subsurface Vapor Intrusion to Indoor Air (DTSC, 2011).

BULDING SURVEY FORM*

Bldg No.: 1.073

Occupant of Building [redacted]

Address

City

Field Investigator Noc Tran / Chandan Singh Date 9/22/2022

Field Instrument Reading	Photo No.	Measurement Location (Ambient Air, Foundation Opening, or Consumer Product)	If Consumer Product, Potential Volatile Ingredients
0	1	1.073-01-092322 ~~1.073-11-092322~~ Living Room Floor 1	None
235	2	1.073-02-092322 Bathroom Floor 1	↓
70	3	1.073-05-092322 Master Bedroom Floor 1	↓
8	4	1.073-AA-092322 Back Patio Floor 1	↓

Comments:

None

*Developed based on guidelines set forth in the Guidance for the Evaluation and Mitigation of Subsurface Vapor Intrusion to Indoor Air (DTSC, 2011).

Note- Use PID as a screening tool to identify indoor air sources of VOCs in the rooms being sampled in addition to measuring background VOCs in the ambient air near a sampling canister. Avoid any room with potential significant indoor air sources that cannot be sealed or removed.

wood.

AIR SAMPLING LOG

Project Name: Ford Newport Beach
Project Number: 86223971 07.01.1E
Start Date: Tues 7/12/22
Building IDs: 1.148 Initial

FIRST DAY OF SAMPLING 7/12/22

Sampler Name:	Rachel Mills + Brianna Singh	Weather:	overcast morning to sunny
Temperature:	≈ 73°	Barometric Pressure:	
Notes:			

SECOND DAY OF SAMPLING Wed 7/13/22

Sampler Name:	Rachel Mills + Brianna Singh	Weather:	overcast morning to sunny
Temperature:	≈ 73°	Barometric Pressure:	
Notes:			

Shut-in Test (passed)	Sample ID	Sample Type	Sample Collection Point	Summa Canister ID	Flow Controller ID	Sampling Start			Sampling End			Comments (dup or rep)
						Start Canister Vacuum	Start Time	Start Date	End Canister Vacuum	End Time	End Date	
✓	1.148-01-071322	Indoor Air	Dining Rm (1st FL)	D526	FC337	-30	0938	7/12/22	-4	0935	7/13/22	
✓	1.148-11-071322	"	"	D208	FC556	-30	0938	↓	-4	0935	↓	DUP
✓	1.148-02-071322	"	Bathroom Rm (1st FL)	~~D~~ SIM095	FC210	-30	0941	↓	-5	0936	↓	
✓	1.148-03-071322	"	Bedroom-Master (1st FL)	D583	FC189	-30	0942	↓	-17	0937	↓	
✓	1.148-AA-071322	Ambient Air	Patio (1st FL)	D824	FC342	-30	0944	↓	-6	0938	↓	

wood.

AIR SAMPLING LOG

Project Name: Former Ford Aeronutronic Facility
Project Number: 8622397107.01.1E
Start Date: 08/18/2022
Building IDs: 1.148

FIRST DAY OF SAMPLING

Sampler Name:	Maria Valdovinos/Loc Tran	**Weather:**	Mostly Sunny; Fair
Temperature:	77°F	**Barometric Pressure:**	29.92 in.
Notes:	–		

SECOND DAY OF SAMPLING

Sampler Name:	Maria Valdovinos/Loc Tran	**Weather:**	Mostly Sunny; Fair
Temperature:	75°F	**Barometric Pressure:**	29.82 in.
Notes:	–		

Shut-in Test	Sample ID	Sample Type	Sample Collection Point	Summa Canister ID	Flow Controller ID	Sampling Start			Sampling End			Comments (dup or rep)
						Start Canister Vacuum	Start Time	Start Date	End Canister Vacuum	End Time	End Date	
✓	1.148-01-081922	I	Dining Room 1st Floor	D901	FC288	-30	1114*	08/18/2022	-4	1106	08/19/2022	
✓	1.148-11-081922	I	"	D720	FC294	-30	~~1110~~ 1114		-3	1106		Duplicate
✓	1.148-02-081922	I	Bathroom 1st Floor	D779	FC321	-30	~~1124~~ 1120		-8	1107		
✓	1.148-03-081922	I	Master Bedroom 1st Floor	D024	FC484	-30	1124		-5	1107		
✓	1.148-AA-081922	A	Patio 1st Floor	D177	FC454	-30	1125		-6	1108		

AIR SAMPLING LOG

Project Name: Former Ford Aeronutronics Facility
Project Number: 8622397108.01.1E
Start Date: 9/27/2022
Building IDs: 1.148

FIRST DAY OF SAMPLING

Sampler Name:	Chrissie Nims / Loc Tran	**Weather:**	sunny
Temperature:	78°F	**Barometric Pressure:**	29.85 inHg
Notes:	—		

SECOND DAY OF SAMPLING

Sampler Name:	Chrissie Nims / Loc Tran	**Weather:**	mostly sunny
Temperature:	79°F	**Barometric Pressure:**	29.92 inHg
Notes:	—		

Shut-in Test	Sample ID	Sample Type	Sample Collection Point	Summa Canister ID	Flow Controller ID	Sampling Start			Sampling End			Comments (dup or rep)
						Start Canister Vacuum	Start Time	Start Date	End Canister Vacuum	End Time	End Date	
✓	1.148-01-092822	I	dining rm fl1	D324	FC288	-30	1307	9/27/22	-2	1304	9/28/22	
✓	1.148-11-092822	I	dining rm fl1	D091	FC365	-30	1307	9/27/22	-6	1304	9/28/22	DUP
✓	1.148-02-092822	I	bathrm fl1	D871	FC394	-30	1309	9/27/22	-6	1308	9/28/22	
✓	1.148-03-092822	I	master bathrm fl1	D663	FC439	-30	1310	9/27/22	-5	1306	9/28/22	
✓	1.148-AA-092822	A	patio fl1	D912	FC381	-30	1313	9/27/22	-4	1307	9/28/22	

Bldg ID: 1.148 Initial

BUILDING SURVEY FORM*

Preparer's Name: Rachel Mills Date/Time Prepared: Tues 7/12/22
Affiliation: Wood E+IS, Inc Phone Numbe [redacted]

Occupant Information

Occupant Name: [redacted] Interviewed: ☑ Yes ☐ No
Mailing Address: [redacted]
City: [redacted] State: CA Zip Code [redacted]
Phone: [redacted] Email:

Owner/Landlord Information (Check if same as occupant ☐)

Occupant Name: [redacted] Interviewed: ☐ Yes ☑ No
Mailing Address: [redacted]
City: State: Zip Code:
Phone: Email:

Building Type (Check appropriate boxes)

☑ Residential ☐ Residential Duplex ☑ Apartment Building ☐ Mobile Home ☐ Commercial (office)
☐ Commercial (warehouse) ☐ Industrial ☐ Strip Mall ☐ Split Level ☐ Church ☐ School

Building Characteristics

Approximate Building Age (years): NA Number of Stories: 2 stories (First Floor Unit)
Approximate Building Area (square feet): ≈1,000 ft² Number of Elevators: 0

Foundation Type (Check appropriate boxes)

☑ Slab-on-Grade ☐ Crawl Space ☐ Basement

Basement Characteristics (Check appropriate boxes) NA

☐ Dirt Floor ☐ Sealed ☐ Wet Surfaces ☐ Sump Pump ☐ Concrete Cracks ☐ Floor Drains

Factors Influencing Indoor Air Quality

Is there an attached garage?	☐ Yes	☑ No	
Is there smoking in the building?	☐ Yes	☑ No	
Is there new carpet or furniture?	☑ Yes	☐ No	Describe: Furniture
Have clothes or drapes been recently dry cleaned?	☐ Yes	☑ No	Describe:
Has painting or staining been done with the last six months?	☑ Yes	☐ No	Describe: ≈ 1 month from move in
Has the building been recently remodeled?	☐ Yes	☑ No	Describe:
Has the building ever had a fire?	☐ Yes	☑ No	
Is there a hobby or craft area in the building?	☐ Yes	☑ No	Describe:
Is gun cleaner stored in the building?	☐ Yes	☑ No	
Is there a fuel oil tank on the property?	☐ Yes	☑ No	
Is there a septic tank on the property?	☐ Yes	☑ No	
Has the building been fumigated or sprayed for pests recently?	☐ Yes	☑ No	Describe:
Do any building occupants use solvents at work?	☐ Yes	☑ No	Describe:

* Developed based on guidelines set forth in the Guidance for the Evaluation and Mitigation of Subsurface Vapor Intrusion to Indoor Air (DTSC, 2011).

Bldg ID: 1148 - Initial
Tues 7/12/22
RM/BS

Sampling Locations

Draw the general floor plan of the building and denote locations of sample collection. Indicate locations of doors, windows, indoor air contaminant sources and field instrument readings.

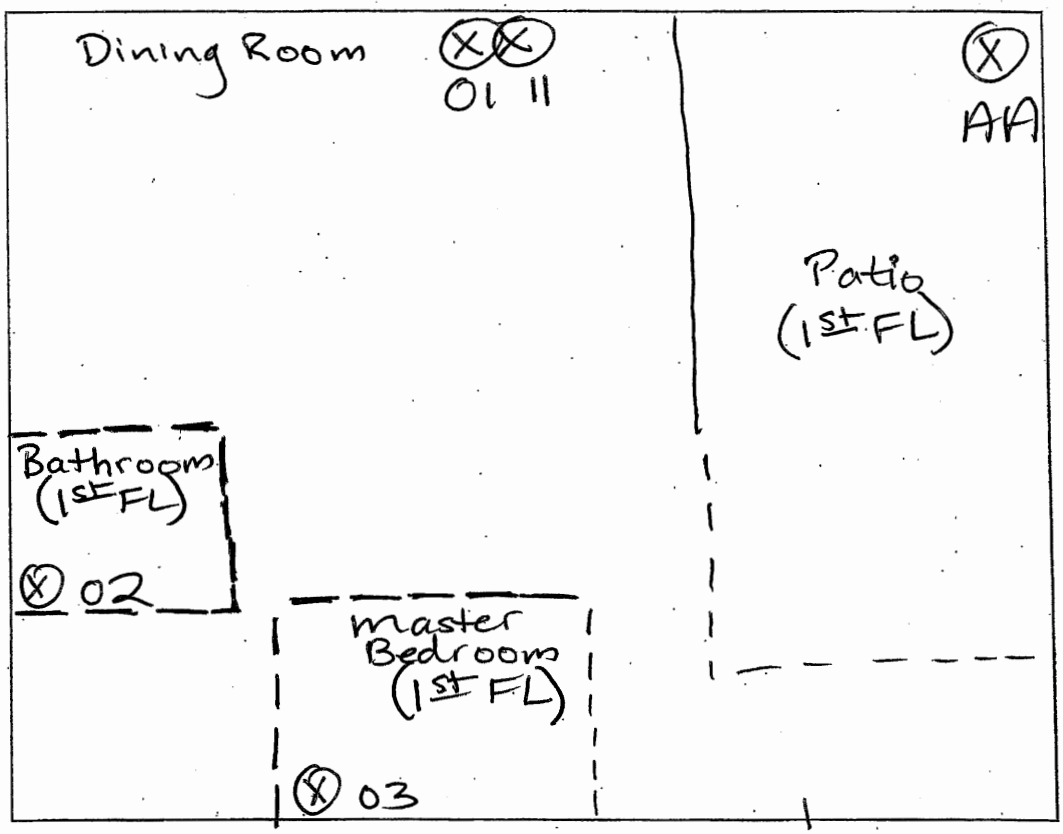

Primary Type of Energy Used (Check appropriate boxes)

☑ Natural Gas ☐ Fuel Oil ☐ Propane ☑ Electricity ☐ Wood ☐ Kerosene

Meteorological Conditions

Describe the general weather conditions during the indoor air sampling event.

overcast morning to sunny

General Comments

Provide any other information that may be of importance in understanding the indoor air quality of this building.

NA

* Developed based on guidelines set forth in the Guidance for the Evaluation and Mitigation of Subsurface Vapor Intrusion to Indoor Air (DTSC, 2011).

BULDING SURVEY FORM*

Bldg No.: 1.148 Initial

Occupant of Building [redacted]

Address [redacted]

City [redacted]

Field Investigator R. Mills + B. Singh Date Tues 7/12/22

Field Instrument Reading (ppb)	Photo No.	Measurement Location (Ambient Air, Foundation Opening, or Consumer Product)	If Consumer Product, Potential Volatile Ingredients
561	1	1.148-01-071322 - 1.148-11-071322 Dining Room (first floor)	
622	2	1.148-02-071322 Bathroom (first floor)	
679	3	1.148-03-071322 Master Bedroom (first floor)	
110	4	1.148-AA-071322 Patio (first floor)	

Comments:

NA

RM

*Developed based on guidelines set forth in the Guidance for the Evaluation and Mitigation of Subsurface Vapor Intrusion to Indoor Air (DTSC, 2011).

Note- Use PID as a screening tool to identify indoor air sources of VOCs in the rooms being sampled in addition to measuring background VOCs in the ambient air near a sampling canister. Avoid any room with potential significant indoor air sources that cannot be sealed or removed.

Bldg ID: 1.148

BUILDING SURVEY FORM*

Preparer's Name: Loc Tran
Affiliation: Wood E&IS
Date/Time Prepared: 08/18/2022 - 1100
Phone Number: [redacted]

Occupant Information

Occupant Name: [redacted]
Interviewed: ☑ Yes ☐ No
Mailing Address: [redacted]
City: [redacted]
State: CA
Zip Code: [redacted]
Phone: [redacted]
Email:

Owner/Landlord Information (Check if same as occupant ☐)

Occupant Name: [redacted]
Interviewed: ☐ Yes ☑ No
Mailing Address:
City:
State:
Zip Code:
Phone:
Email:

Building Type (Check appropriate boxes)

☑ Residential ☐ Residential Duplex ☑ Apartment Building ☐ Mobile Home ☐ Commercial (office)
☐ Commercial (warehouse) ☐ Industrial ☐ Strip Mall ☐ Split Level ☐ Church ☐ School

Building Characteristics

Approximate Building Age (years): Unknown
Number of Stories: 2 (Residence on 1st Floor)
Approximate Building Area (square feet): ~1000
Number of Elevators: 0

Foundation Type (Check appropriate boxes)

☑ Slab-on-Grade ☐ Crawl Space ☐ Basement

Basement Characteristics (Check appropriate boxes) N/A

☐ Dirt Floor ☐ Sealed ☐ Wet Surfaces ☐ Sump Pump ☐ Concrete Cracks ☐ Floor Drains

Factors Influencing Indoor Air Quality

Is there an attached garage?	☐ Yes	☑ No	
Is there smoking in the building?	☐ Yes	☑ No	
Is there new carpet or furniture?	☑ Yes	☐ No	Describe: May 2022
Have clothes or drapes been recently dry cleaned?	☑ Yes	☐ No	Describe: Last week
Has painting or staining been done with the last six months?	☐ Yes	☐ No	Describe: Exterior Paint 5/2022 and today
Has the building been recently remodeled?	☐ Yes	☑ No	Describe:
Has the building ever had a fire?	☐ Yes	☑ No	
Is there a hobby or craft area in the building?	☐ Yes	☑ No	Describe:
Is gun cleaner stored in the building?	☐ Yes	☑ No	
Is there a fuel oil tank on the property?	☐ Yes	☑ No	
Is there a septic tank on the property?	☐ Yes	☑ No	
Has the building been fumigated or sprayed for pests recently?	☐ Yes	☑ No	Describe:
Do any building occupants use solvents at work?	☐ Yes	☑ No	Describe:

* Developed based on guidelines set forth in the Guidance for the Evaluation and Mitigation of Subsurface Vapor Intrusion to Indoor Air (DTSC, 2011).

Bldg ID: 1-148

Sampling Locations

Draw the general floor plan of the building and denote locations of sample collection. Indicate locations of doors, windows, indoor air contaminant sources and field instrument readings.

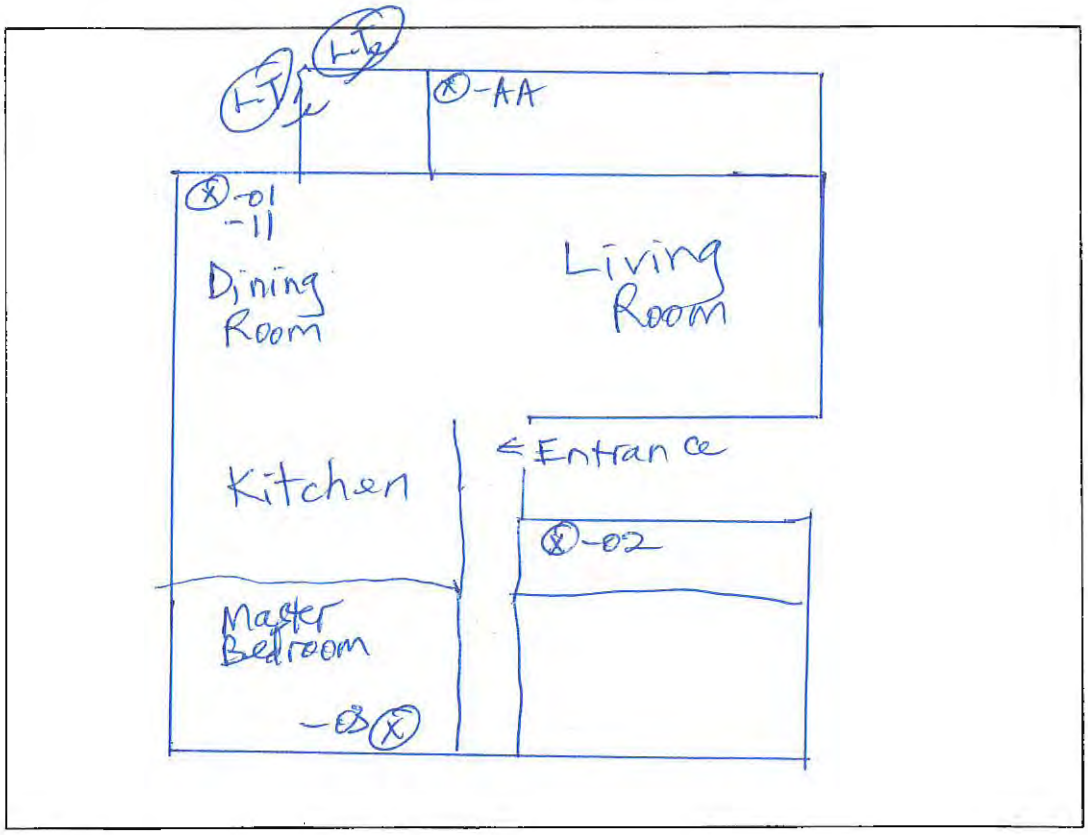

Primary Type of Energy Used (Check appropriate boxes)

☑ Natural Gas ☐ Fuel Oil ☐ Propane ☑ Electricity ☐ Wood ☐ Kerosene

Meteorological Conditions

Describe the general weather conditions during the indoor air sampling event.

Mostly Sunny; Fair

General Comments

Provide any other information that may be of importance in understanding the indoor air quality of this building.

None

* Developed based on guidelines set forth in the Guidance for the Evaluation and Mitigation of Subsurface Vapor Intrusion to Indoor Air (DTSC, 2011).

BULDING SURVEY FORM*

Bldg No.: 1.148

Occupant of Building [redacted]

Address [redacted]

City [redacted]

Field Investigator Loc Tran & Maria Valdevinos Date 08/18/2022

Field Instrument Reading	Photo No.	Measurement Location (Ambient Air, Foundation Opening, or Consumer Product)	If Consumer Product, Potential Volatile Ingredients
1712	1	1.148-01-081922 & 1.148-11-081922 Dining Room 1st Floor	None
1305	2	1.148-02-081922 Bathroom 1st Floor	↓
1472	3	1.148-03-081922 Master Bedroom 1st Floor	↓
232	4	1.148-AA-081922 Patio 1st Floor	↓

Comments:

None

*Developed based on guidelines set forth in the Guidance for the Evaluation and Mitigation of Subsurface Vapor Intrusion to Indoor Air (DTSC, 2011).

Note- Use PID as a screening tool to identify indoor air sources of VOCs in the rooms being sampled in addition to measuring background VOCs in the ambient air near a sampling canister. Avoid any room with potential significant indoor air sources that cannot be sealed or removed.

Bldg ID: 1,147

BUILDING SURVEY FORM*

Preparer's Name: Chrissie Nims Date/Time Prepared: 9/27/22 1300
Affiliation: WSP Phone Number: [redacted]

Occupant Information

Occupant Name: [redacted] Interviewed: ☒ Yes ☐ No
Mailing Address: [redacted]
City: [redacted] State: CA Zip Code: —
Phone: [redacted] Email: —

Owner/Landlord Information (Check if same as occupant ☐)

Occupant Name: [redacted] Interviewed: ☐ Yes ☐ No
Mailing Address: [redacted]
City: State: Zip Code:
Phone: Email:

Building Type (Check appropriate boxes)

☒ Residential ☐ Residential Duplex ☒ Apartment Building ☐ Mobile Home ☐ Commercial (office)
☐ Commercial (warehouse) ☐ Industrial ☐ Strip Mall ☐ Split Level ☐ Church ☐ School

Building Characteristics

Approximate Building Age (years): unknown Number of Stories: 2 (residence on F1)
Approximate Building Area (square feet): ~1000 Number of Elevators: Ø

Foundation Type (Check appropriate boxes)

☒ Slab-on-Grade ☐ Crawl Space ☐ Basement

Basement Characteristics (Check appropriate boxes) N/A

☐ Dirt Floor ☐ Sealed ☐ Wet Surfaces ☐ Sump Pump ☐ Concrete Cracks ☐ Floor Drains

Factors Influencing Indoor Air Quality

Is there an attached garage?	☐ Yes	☒ No	
Is there smoking in the building?	☐ Yes	☒ No	
Is there new carpet or furniture?	☒ Yes	☐ No	Describe: May, furniture
Have clothes or drapes been recently dry cleaned?	☐ Yes	☒ No	Describe:
Has painting or staining been done with the last six months?	☒ Yes	☐ No	Describe: May, interior paint
Has the building been recently remodeled?	☐ Yes	☒ No	Describe:
Has the building ever had a fire?	☐ Yes	☒ No	
Is there a hobby or craft area in the building?	☐ Yes	☒ No	Describe:
Is gun cleaner stored in the building?	☐ Yes	☒ No	
Is there a fuel oil tank on the property?	☐ Yes	☒ No	
Is there a septic tank on the property?	☐ Yes	☒ No	
Has the building been fumigated or sprayed for pests recently?	☒ Yes	☐ No	Describe: 2 days prior, wunderside
Do any building occupants use solvents at work?	☐ Yes	☒ No	Describe:

* Developed based on guidelines set forth in the Guidance for the Evaluation and Mitigation of Subsurface Vapor Intrusion to Indoor Air (DTSC, 2011)

Bldg ID: 1,148

Sampling Locations

Draw the general floor plan of the building and denote locations of sample collection. Indicate locations of doors, windows, indoor air contaminant sources and field instrument readings.

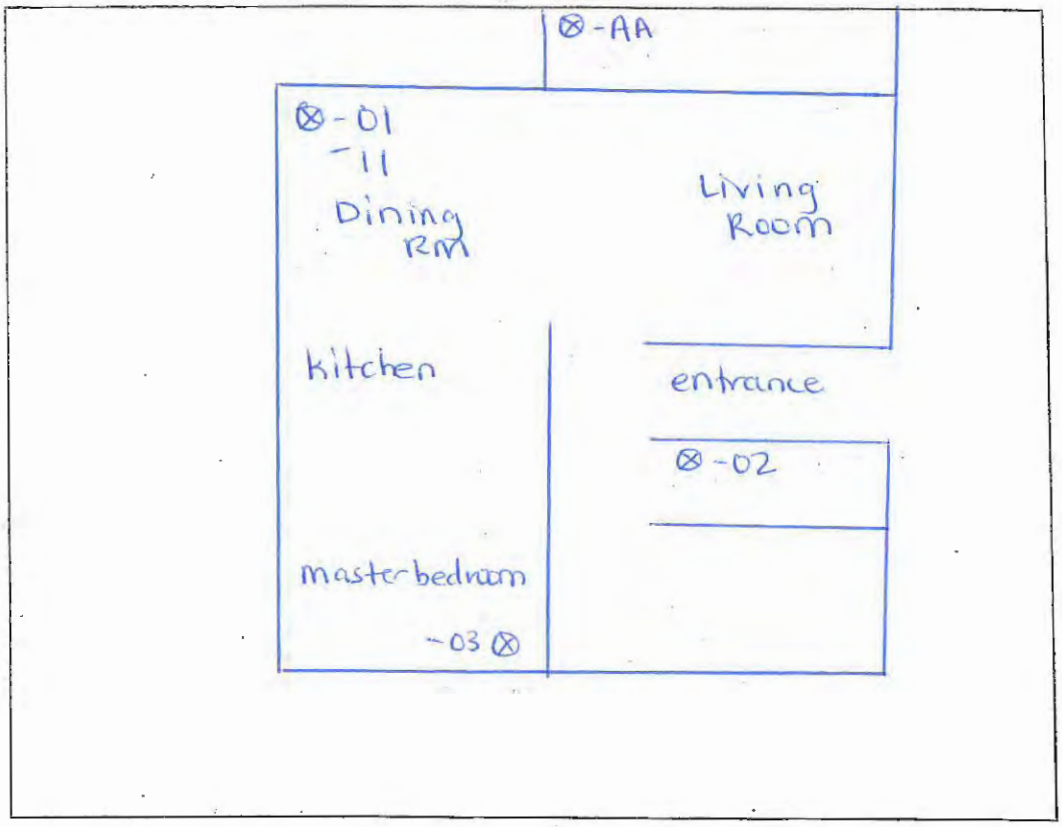

Primary Type of Energy Used (Check appropriate boxes)

☒ Natural Gas ☐ Fuel Oil ☐ Propane ☒ Electricity ☐ Wood ☐ Kerosene

Meteorological Conditions

Describe the general weather conditions during the indoor air sampling event.

clear, sunny

General Comments

Provide any other information that may be of importance in understanding the indoor air quality of this building.

n/a

* Developed based on guidelines set forth in the Guidance for the Evaluation and Mitigation of Subsurface Vapor Intrusion to Indoor Air (DTSC, 2011).

BULDING SURVEY FORM*

Bldg No.: 1,148

Occupant of Building [redacted]

Address

City

Field Investigator Chrissie Nims | Loc Tran Date 9/27/22

Field Instrument Reading	Photo No.	Measurement Location (Ambient Air, Foundation Opening, or Consumer Product)	If Consumer Product, Potential Volatile Ingredients
897	1	1,148-01-092822 Dining Rm F1 1,148-11-092822	air plug in
572	2	1,148-02-092822 Bathroom F1 1	candle
917	3	1,148-03-092822 Master Bedroom F1 1	febreeze, cologne
175	4	1,148-AA-092822 Patio F1 1	

Comments:

requested resident remove plug in during sampling

*Developed based on guidelines set forth in the Guidance for the Evaluation and Mitigation of Subsurface Vapor Intrusion to Indoor Air (DTSC, 2011).

Note- Use PID as a screening tool to identify indoor air sources of VOCs in the rooms being sampled in addition to measuring background VOCs in the ambient air near a sampling canister. Avoid any room with potential significant indoor air sources that cannot be sealed or removed.

wood.

AIR SAMPLING LOG

Project Name: Former Ford Aeronutronics Facility **Project Number:** 9622397108.01.1E

Start Date: 9/1/2022 **Building IDs:** 1.159

FIRST DAY OF SAMPLING

Sampler Name:	C. Nims, M. Allgaier	**Weather:**	sunny
Temperature:	86°F	**Barometric Pressure:**	29.73 inHg
Notes:			

SECOND DAY OF SAMPLING

Sampler Name:	Madi A., Chrissie N.	**Weather:**	sunny
Temperature:	85°F	**Barometric Pressure:**	29.76 "Hg
Notes:			

Shut-In Test	Sample ID	Sample Type	Sample Collection Point	Summa Canister ID	Flow Controller ID	Sampling Start			Sampling End			Comments (dup or rep)
						Start Canister Vacuum	Start Time	Start Date	End Canister Vacuum	End Time	End Date	
✓	1.159-01-090222	I	Living Rm 2nd fl	D472	FC370	-30	1445	9/1/22	-5	1429	9/2/22	
✓	1.159-02-090222	I	Bathrm 2nd fl	SIM081	FC164	-30	1446	9/1/22	-5	1430	9/2/22	
✓	1.159-03-090222	I	Bedrm 2nd fl	D536	FC153	-30	1447	9/1/22	-5	1430	9/2/22	
✓	1.159-AA-090222	A	Ballony 2nd fl	D383	FC303	-30	1448	9/1/22	-11	1431	9/2/22	

Bldg ID: 1,159

BUILDING SURVEY FORM*

Preparer's Name: C. Nims, M. Allgaier Date/Time Prepared: 09/01/22, 1430
Affiliation: Wood Phone Number: [redacted]

Occupant Information

Occupant Name: [redacted] Interviewed: ☒ Yes ☐ No
Mailing Address: [redacted]
City: [redacted] State: CA Zip Code: ____
Phone [redacted] Email: —

Owner/Landlord Information (Check if same as occupant ☒)

Occupant Name: [redacted] Interviewed: ☐ Yes ☒ No not present
Mailing Address: —
City: — State: — Zip Code: —
Phone: — Email: —

Building Type (Check appropriate boxes)

☒ Residential ☐ Residential Duplex ☒ Apartment Building ☐ Mobile Home ☐ Commercial (office)
☐ Commercial (warehouse) ☐ Industrial ☐ Strip Mall ☐ Split Level ☐ Church ☐ School

Building Characteristics

Approximate Building Age (years): ____ Number of Stories: 1 (second floor)
Approximate Building Area (square feet): 940 Number of Elevators: Ø

Foundation Type (Check appropriate boxes)

☒ Slab-on-Grade ☐ Crawl Space ☐ Basement

Basement Characteristics (Check appropriate boxes) N/A

☐ Dirt Floor ☐ Sealed ☐ Wet Surfaces ☐ Sump Pump ☐ Concrete Cracks ☐ Floor Drains

Factors Influencing Indoor Air Quality

Is there an attached garage?	☐ Yes	☒ No	
Is there smoking in the building?	☐ Yes	☒ No	
Is there new carpet or furniture?	☐ Yes	☒ No	Describe: ____
Have clothes or drapes been recently dry cleaned?	☐ Yes	☒ No	Describe: ____
Has painting or staining been done with the last six months?	☐ Yes	☒ No	Describe: ____
Has the building been recently remodeled?	☐ Yes	☒ No	Describe: ____
Has the building ever had a fire?	☐ Yes	☒ No	
Is there a hobby or craft area in the building?	☐ Yes	☒ No	Describe: ____
Is gun cleaner stored in the building?	☐ Yes	☒ No	
Is there a fuel oil tank on the property?	☐ Yes	☒ No	
Is there a septic tank on the property?	☐ Yes	☒ No	
Has the building been fumigated or sprayed for pests recently?	☐ Yes	☒ No	Describe: ____
Do any building occupants use solvents at work?	☐ Yes	☒ No	Describe: ____

* Developed based on guidelines set forth in the Guidance for the Evaluation and Mitigation of Subsurface Vapor Intrusion to Indoor Air (DTSC, 2011).

Bldg ID: 1,159

Sampling Locations

Draw the general floor plan of the building and denote locations of sample collection. Indicate locations of doors, windows, indoor air contaminant sources and field instrument readings.

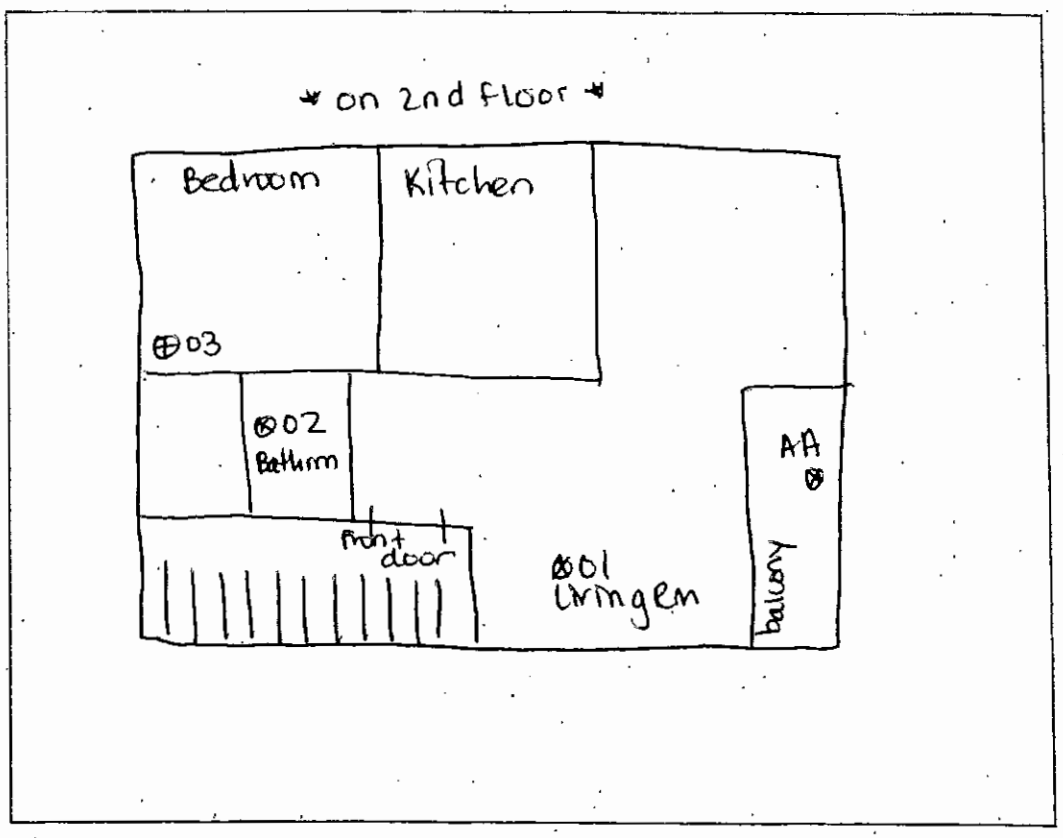

Primary Type of Energy Used (Check appropriate boxes)

☒ Natural Gas ☐ Fuel Oil ☐ Propane ☒ Electricity ☐ Wood ☐ Kerosene

Meteorological Conditions

Describe the general weather conditions during the indoor air sampling event.

hot & sunny

General Comments

Provide any other information that may be of importance in understanding the indoor air quality of this building.

N/A

* Developed based on guidelines set forth in the Guidance for the Evaluation and Mitigation of Subsurface Vapor Intrusion to Indoor Air (DTSC, 2011).

BULDING SURVEY FORM*

Bldg No.: 1,159

Occupant of Building [redacted]

Address [redacted]

City [redacted]

Field Investigator M. Allgaier, C. Nims Date 9/1/2022

Field Instrument Reading	Photo No.	Measurement Location (Ambient Air, Foundation Opening, or Consumer Product)	If Consumer Product, Potential Volatile Ingredients
245	01	1,159-01-090222 Living Rm F12	—
280	02	1,159-02-090222 Bathroom F12	—
821	03	1,159-03-090222 Bedroom F12	—
94	04	1,159-AA-090222 Balcony F12	—

Comments:

N/A

*Developed based on guidelines set forth in the Guidance for the Evaluation and Mitigation of Subsurface Vapor Intrusion to Indoor Air (DTSC, 2011).

Note- Use PID as a screening tool to identify indoor air sources of VOCs in the rooms being sampled in addition to measuring background VOCs in the ambient air near a sampling canister. Avoid any room with potential significant indoor air sources that cannot be sealed or removed.

wood.

AIR SAMPLING LOG

Project Name: Former Ford Aeronutronic Facility **Project Number:** 8622397107.01.1E

Start Date: 08/04/2022 **Building IDs:** 1.160 (6 month Resample)

FIRST DAY OF SAMPLING

Sampler Name:	Mobin Mahmoudi / Loc Tran	Weather:	Partially Cloudy
Temperature:	79°F	Barometric Pressure:	29.93 inHg
Notes:			

SECOND DAY OF SAMPLING

Sampler Name:	Mobin Mahmoudi / Loc Tran	Weather:	Sunny
Temperature:	82°F	Barometric Pressure:	29.94 inHg
Notes:			

Shut-in Test (Passed)	Sample ID	Sample Type	Sample Collection Point	Summa Canister ID	Flow Controller ID	Sampling Start			Sampling End			Comments (dup or rep)
						Start Canister Vacuum	Start Time	Start Date	End Canister Vacuum	End Time	End Date	
✓	1.160-01-080522	IA	Dining RM FL 1	D462	FC576	-30	12:38	08/04/22	-3	12:39	08/05/22	
✓	1.160-02-080522	IA	Bathroom FL 1	SIM 098	FC172	-30	12:39	08/04/22	-5	12:39	08/05/22	
✓	1.160-03-080522	IA	Master Bed FL1	D175	FC246	-30	12:41	08/04/22	-4	12:40	08/05/22	
✓	1.160-AA 080522	AA	Back Patio FL1	D721	FC410	-30	12:42	08/04/22	-20	12:41	08/05/22	

Bldg ID 1.160 Resample

BUILDING SURVEY FORM*

Preparer's Name: Mobin Mahmoudi Date/Time Prepared: 08/04/2022
Affiliation: Wood Phone Number: [redacted]

Occupant Information

Occupant Name: [redacted] Interviewed: ☒ Yes ☐ No
Mailing Address: [redacted]
City: [redacted] State: CA Zip Code: [redacted]
Phone: [redacted] Email:

Owner/Landlord Information (Check if same as occupant ☐)

Occupant Name: [redacted] Interviewed: ☐ Yes ☒ No
Mailing Address: [redacted]
City: State: Zip Code:
Phone: Email:

Building Type (Check appropriate boxes)

☒ Residential ☐ Residential Duplex ☒ Apartment Building ☐ Mobile Home ☐ Commercial (office)
☐ Commercial (warehouse) ☐ Industrial ☐ Strip Mall ☐ Split Level ☐ Church ☐ School

Building Characteristics

Approximate Building Age (years): Number of Stories: 2 story; Unit on 1st FL
Approximate Building Area (square feet): 2,000? Number of Elevators: Ø

Foundation Type (Check appropriate boxes)

☒ Slab-on-Grade ☐ Crawl Space ☐ Basement

Basement Characteristics (Check appropriate boxes) N/A

☐ Dirt Floor ☐ Sealed ☐ Wet Surfaces ☐ Sump Pump ☐ Concrete Cracks ☐ Floor Drains

Factors Influencing Indoor Air Quality

Is there an attached garage?	☐ Yes	☒ No	
Is there smoking in the building?	☐ Yes	☒ No	
Is there new carpet or furniture?	☐ Yes	☒ No	Describe:
Have clothes or drapes been recently dry cleaned?	☐ Yes	☒ No	Describe:
Has painting or staining been done with the last six months?	☐ Yes	☒ No	Describe:
Has the building been recently remodeled?	☐ Yes	☒ No	Describe:
Has the building ever had a fire?	☐ Yes	☒ No	
Is there a hobby or craft area in the building?	☐ Yes	☒ No	Describe:
Is gun cleaner stored in the building?	☐ Yes	☒ No	
Is there a fuel oil tank on the property?	☐ Yes	☒ No	
Is there a septic tank on the property?	☐ Yes	☒ No	
Has the building been fumigated or sprayed for pests recently?	☐ Yes	☒ No	Describe:
Do any building occupants use solvents at work?	☐ Yes	☒ No	Describe:

* Developed based on guidelines set forth in the Guidance for the Evaluation and Mitigation of Subsurface Vapor Intrusion to Indoor Air (DTSC, 2011).

Bldg ID: 1.160
Resample

Sampling Locations

Draw the general floor plan of the building and denote locations of sample collection. Indicate locations of doors, windows, indoor air contaminant sources and field instrument readings.

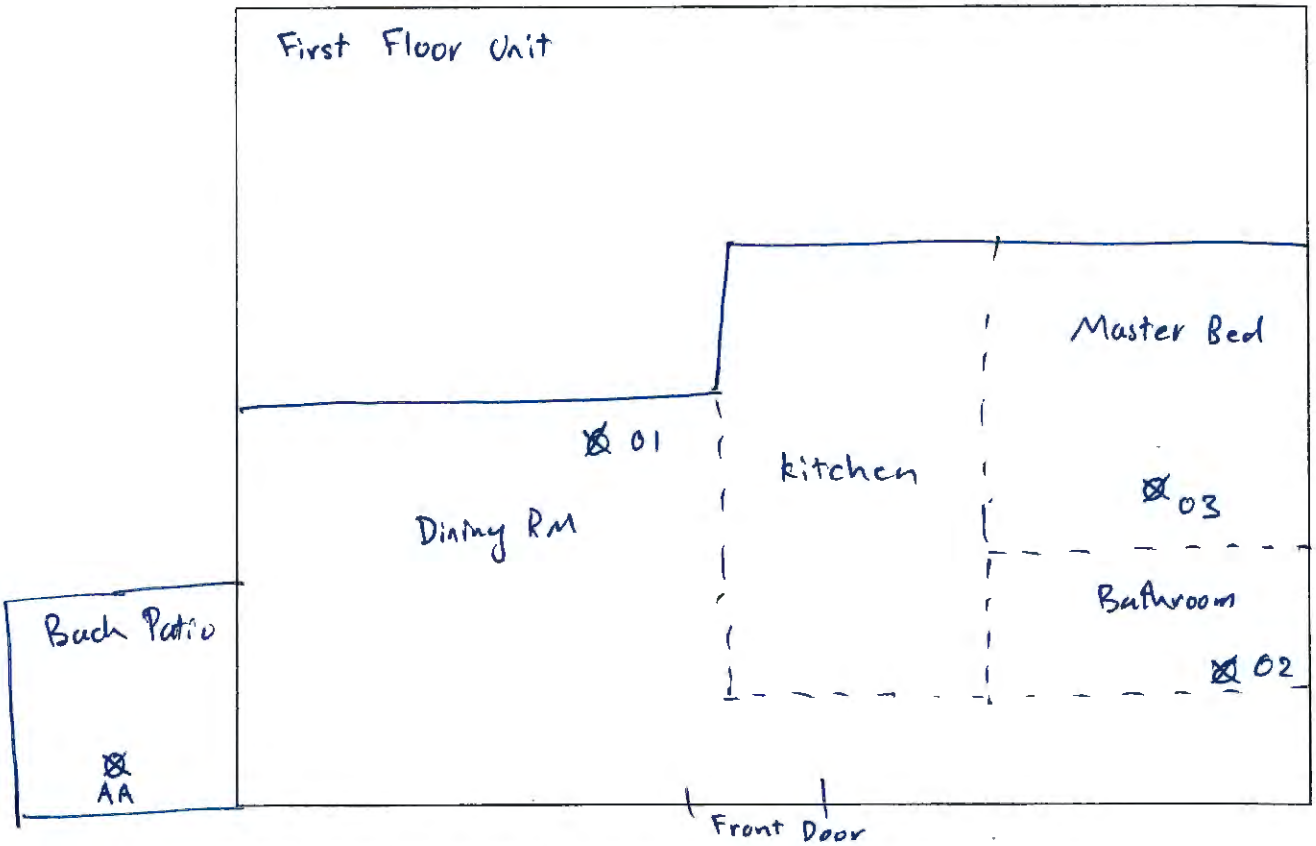

Primary Type of Energy Used (Check appropriate boxes)

☒ Natural Gas ☐ Fuel Oil ☐ Propane ☒ Electricity ☐ Wood ☐ Kerosene

Meteorological Conditions

Describe the general weather conditions during the indoor air sampling event.

General Comments

Provide any other information that may be of importance in understanding the indoor air quality of this building.

* Developed based on guidelines set forth in the Guidance for the Evaluation and Mitigation of Subsurface Vapor Intrusion to Indoor Air (DTSC, 2011).

BULDING SURVEY FORM*

Bldg No.: 1.160 Resample

Occupant of Building [redacted]

Address [redacted]

City [redacted]

Field Investigator Mobin Mahmoudi / Loc Tran Date 08/04/2022

Field Instrument Reading	Photo No.	Measurement Location (Ambient Air, Foundation Opening, or Consumer Product)	If Consumer Product, Potential Volatile Ingredients
93	1	1.160 - 01 - 080522 Dining RM FL 1	N/A
158	2	1.160 - 02 - 080522 Bathroom FL1	N/A
372	3	1.160 - 03 - 080522 Master Bed FL1	N/A
49	4	1.160 - AA - 080522 Back Patio FL1	N/A

Comments:

*Developed based on guidelines set forth in the Guidance for the Evaluation and Mitigation of Subsurface Vapor Intrusion to Indoor Air (DTSC, 2011).

Note- Use PID as a screening tool to identify indoor air sources of VOCs in the rooms being sampled in addition to measuring background VOCs in the ambient air near a sampling canister. Avoid any room with potential significant indoor air sources that cannot be sealed or removed.

wood.

AIR SAMPLING LOG

Project Name: Ford Newport Beach
Project Number: 86223970 7.01.1E
Start Date: Tues 7/12/22
Building IDs: 2.011

FIRST DAY OF SAMPLING 7/12/22

Sampler Name:	Rachel Mills + Brianna Singh	Weather:	overcast morning to sunny
Temperature:	~74°F	Barometric Pressure:	
Notes:			

SECOND DAY OF SAMPLING Wed 7/13/22

Sampler Name:	Rachel Mills + Brianna Singh	Weather:	overcast morning to sunny
Temperature:	~74°F	Barometric Pressure:	
Notes:			

Shut-in Test	Sample ID	Sample Type	Sample Collection Point	Summa Canister ID	Flow Controller ID	Sampling Start			Sampling End			Comments (dup or rep)
						Start Canister Vacuum	Start Time	Start Date	End Canister Vacuum	End Time	End Date	
(passed) ✓	2.011-01-071322	Indoor Air	Living Rm (1st FL)	D494	FC323	-30	1408	7/12/22	-6	1400	7/13/22	
✓	2.011-02-071322	"	master Bathroom (1st FL)	D524	FC318	-30	1412	↓	-4	1401	↓	
✓	2.011-03-071322	"	Loft (2nd FL)	D456	FC196	-28.5	1409	↓	-3	1402	↓	
✓	2.011-AA-071322	Ambient Air	Front Porch (1st FL)	SIM069	FC30	-30	1413	↓	-7	1403	↓	

Bldg ID: 2.011
6 mo. Resample

BUILDING SURVEY FORM*

Preparer's Name: Rachel Mills
Date/Time Prepared: Tues 9/12/22 (2:400)
Affiliation: Wood E+IS, Inc
Phone Number: [redacted]

Occupant Information

Occupant Name: [redacted]
Interviewed: ☑ Yes ☐ No
Mailing Address: [redacted]
City: [redacted]
State: CA
Zip Code: [redacted]
Phone: [redacted]
Email: [redacted]

Owner/Landlord Information (Check if same as occupant ☑)

Occupant Name: _____
Interviewed: ☐ Yes ☐ No
Mailing Address: _____
City: _____
State: _____
Zip Code: _____
Phone: _____
Email: _____

Building Type (Check appropriate boxes)

☑ Residential ☐ Residential Duplex ☑ Apartment Building ☐ Mobile Home ☐ Commercial (office)
☐ Commercial (warehouse) ☐ Industrial ☐ Strip Mall ☐ Split Level ☐ Church ☐ School

Building Characteristics

Approximate Building Age (years): _____
Number of Stories: 2 stories
Approximate Building Area (square feet): _____
Number of Elevators: Ø

Foundation Type (Check appropriate boxes)

☑ Slab-on-Grade ☐ Crawl Space ☐ Basement

Basement Characteristics (Check appropriate boxes) NA

☐ Dirt Floor ☐ Sealed ☐ Wet Surfaces ☐ Sump Pump ☐ Concrete Cracks ☐ Floor Drains

Factors Influencing Indoor Air Quality

Is there an attached garage?	☑ Yes	☐ No	
Is there smoking in the building?	☐ Yes	☑ No	
Is there new carpet or furniture?	☐ Yes	☑ No	Describe: _____
Have clothes or drapes been recently dry cleaned?	☐ Yes	☑ No	Describe: _____
Has painting or staining been done with the last six months?	☐ Yes	☑ No	Describe: _____
Has the building been recently remodeled?	☐ Yes	☑ No	Describe: _____
Has the building ever had a fire?	☐ Yes	☑ No	
Is there a hobby or craft area in the building?	☐ Yes	☑ No	Describe: _____
Is gun cleaner stored in the building?	☐ Yes	☑ No	
Is there a fuel oil tank on the property?	☐ Yes	☑ No	
Is there a septic tank on the property?	☐ Yes	☑ No	
Has the building been fumigated or sprayed for pests recently?	☐ Yes	☑ No	Describe: _____
Do any building occupants use solvents at work?	☐ Yes	☑ No	Describe: _____

* Developed based on guidelines set forth in the Guidance for the Evaluation and Mitigation of Subsurface Vapor Intrusion to Indoor Air (DTSC, 2011).

Bldg ID: 2011 6 mo. Resample
Tues 7/12/22
RM/BS

Sampling Locations

Draw the general floor plan of the building and denote locations of sample collection. Indicate locations of doors, windows, indoor air contaminant sources and field instrument readings.

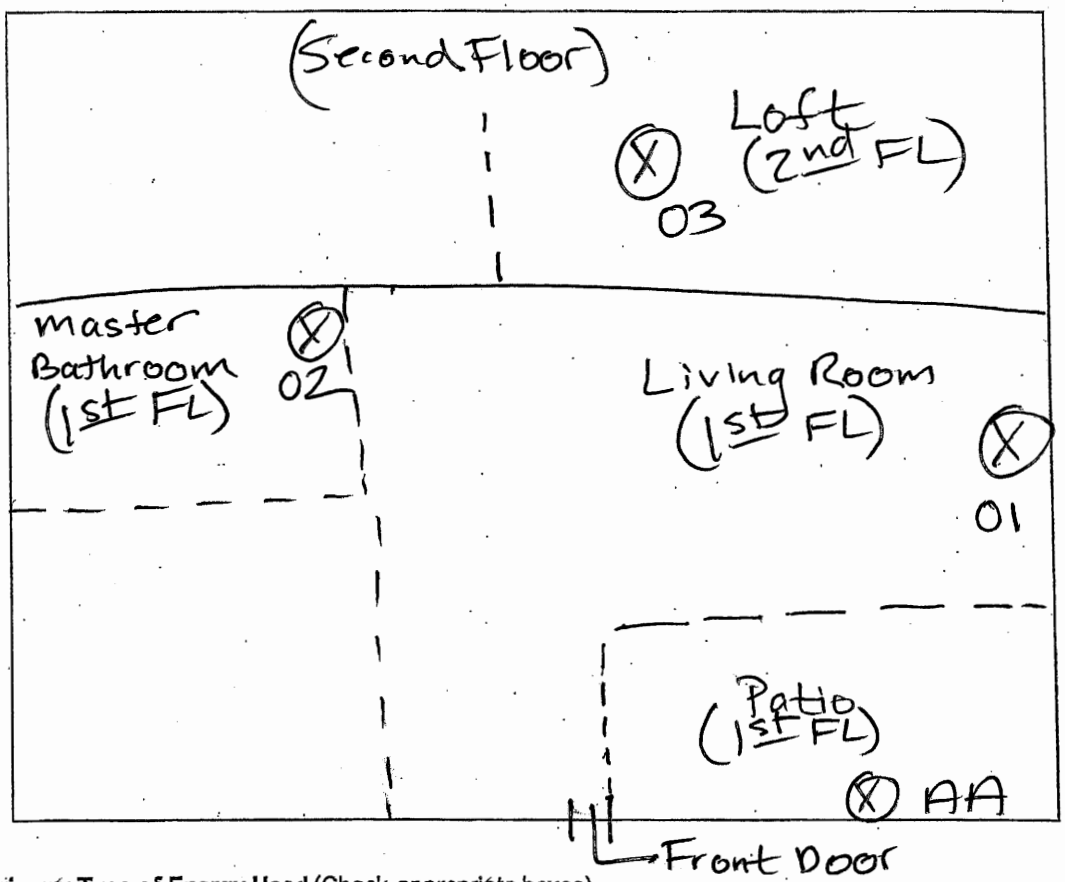

Primary Type of Energy Used (Check appropriate boxes)

☑ Natural Gas ☐ Fuel Oil ☐ Propane ☑ Electricity ☐ Wood ☐ Kerosene

Meteorological Conditions

Describe the general weather conditions during the indoor air sampling event.
overcast morning to sunny

General Comments

Provide any other information that may be of importance in understanding the indoor air quality of this building.

NA

RM

* Developed based on guidelines set forth in the Guidance for the Evaluation and Mitigation of Subsurface Vapor Intrusion to Indoor Air (DTSC, 2011).

BULDING SURVEY FORM*

Bldg No.: 2.011 (6 mo Resample)

Occupant of Building [redacted]

Address [redacted]

City [redacted]

Field Investigator R. Mills + B. Singh Date 7/12/22

Field Instrument Reading	Photo No.	Measurement Location (Ambient Air, Foundation Opening, or Consumer Product)	If Consumer Product, Potential Volatile Ingredients
(ppb) 75	1	2.011-01-071322 Living Room (first floor)	
100	2	2.011-02-071322 Master Bathroom (first floor)	
78	3	2.011-03-071322 Loft (second floor)	
33	4	2.011-AA-071322 Front Porch (first floor)	

Comments:

NA

RM

*Developed based on guidelines set forth in the Guidance for the Evaluation and Mitigation of Subsurface Vapor Intrusion to Indoor Air (DTSC, 2011).

Note- Use PID as a screening tool to identify indoor air sources of VOCs in the rooms being sampled in addition to measuring background VOCs in the ambient air near a sampling canister. Avoid any room with potential significant indoor air sources that cannot be sealed or removed.

wood.

SOIL GAS SAMPLING RECORD

Soil Gas Sampling Point ID:	2.011-SS-071322	Project / Task No:	8622397107.01.1E
Project Name:	Former Ford Aeronutronic Facility	Date:	7/13/22
Project Location:	[redacted]		
Sampled By:	R. Mills + B. Singh		

Soil Vapor Probe Information:

Probe Type (circle one):	Installation Date:	Installation Time:	Probe Depth ("N/A" for sub-slab, or feet bgs):
(Vapor Pin) Soil Gas Probe	02/01/22	1310	NA

Shut-in Test:

Time at Start:	Vacuum at Start (in Hg):	Time at End:	Vacuum at End (in Hg):
1438	-15 (in Hg)	1442	-15 (in Hg)

Purging: ≈ 1450 start

Calculated Three Purge Volumes (mL/cc):	90cc	Purging Tool (e.g., syringe, pump, Summa canister):	syringe
Start Time ("N/A" for syringe):	NA	Stop Time ("N/A" for syringe):	NA
Purge Rate (for syringe, note time to pull 50 cc):	15 sec	Vacuum in Line During Purging (in Hg):	0 (in Hg)
Comments:			

Helium Measurements:

Conc. in Shroud During Purging/ Sampling (%):	Concentration in Line/Bag During Purging (%):	Measurement Method (circle one):	Comments:
13%	0%	(In-line meter) Tedlar bag	

Summa Canister and Sampling:

SUMMA Canister ID:	LC808	Flow Controller ID:	SGM003
Flow Controller Setting (mL/min):	100-200 mL/min	Vacuum During Sampling (in Hg):	0 (in Hg)
Time at Start of Sampling:	Canister Vacuum at Start of Sampling (in Hg):	Time at End of Sampling:	Canister Vacuum at End of Sampling (in Hg):
1452	-30 (in Hg)	1500	-4 (in Hg)

wood.

AIR SAMPLING LOG

Project Name: Ford Newport Beach
Project Number: 86223971 07.01.1E
Start Date: Tues 7/12/22
Building IDs: 10.07 Initial

FIRST DAY OF SAMPLING 7/12/22

Sampler Name:	Rachel Mills + Brianna Singh	Weather:	overcast morning to sunny + warm
Temperature:	≈ 73°F	Barometric Pressure:	
Notes:			

SECOND DAY OF SAMPLING Wed 7/13/22

Sampler Name:	Rachel Mills + Brianna Singh	Weather:	overcast morning to sunny + warm
Temperature:	≈ 75°F	Barometric Pressure:	
Notes:			

Shut-in Test (passed)	Sample ID	Sample Type	Sample Collection Point	Summa Canister ID	Flow Controller ID	Sampling Start			Sampling End			Comments (dup or rep)
						Start Canister Vacuum	Start Time	Start Date	End Canister Vacuum	End Time	End Date	
✓	10.07-01-071322	Indoor Air	Living Room (2nd FL)	D324	FC255	-30	1227	7/12/22	0	1230	7/13/22	
✓	10.07-02-071322	"	Bathroom (2nd FL)	D620	FC404	-30	1229	↓	-4	1231	↓	
✓	10.07-03-071322	"	Master Bed (2nd FL)	D666	FC188	-30	1231	↓	-2	1232	↓	
✓	10.07-AA-071322	Ambient Air	Patio (2nd FL)	D655	FC267	-30	1232	↓	-3	1233	↓	

Bldg ID: 10.07 Initial

BUILDING SURVEY FORM*

Preparer's Name: Rachel Mills Date/Time Prepared: Tues 7/12/22 (1230)
Affiliation: Wood E+IS, Inc Phone Number: [redacted]

Occupant Information

Occupant Name: [redacted] Interviewed: ☑ Yes ☐ No
Mailing Address: [redacted]
City: [redacted] State: CA Zip Code: [redacted]
Phone: [redacted] Email: [redacted]

Owner/Landlord Information (Check if same as occupant ☑)

Occupant Name: _____ Interviewed: ☐ Yes ☐ No
Mailing Address: _____
City: _____ State: _____ Zip Code: _____
Phone: _____ Email: _____

Building Type (Check appropriate boxes)

☑ Residential ☐ Residential Duplex ☑ Apartment Building ☐ Mobile Home ☐ Commercial (office)
☐ Commercial (warehouse) ☐ Industrial ☐ Strip Mall ☐ Split Level ☐ Church ☐ School

Building Characteristics

Approximate Building Age (years): ≈35 yrs Number of Stories: 1 story (Second Floor)
Approximate Building Area (square feet): ≈1,200 ft² Number of Elevators: Ø

Foundation Type (Check appropriate boxes)

☑ Slab-on-Grade ☐ Crawl Space ☐ Basement

Basement Characteristics (Check appropriate boxes) NA

☐ Dirt Floor ☐ Sealed ☐ Wet Surfaces ☐ Sump Pump ☐ Concrete Cracks ☐ Floor Drains

Factors Influencing Indoor Air Quality

Is there an attached garage?	☑ Yes	☐ No	
Is there smoking in the building?	☐ Yes	☑ No	
Is there new carpet or furniture?	☐ Yes	☑ No	Describe: _____
Have clothes or drapes been recently dry cleaned?	☐ Yes	☑ No	Describe: _____
Has painting or staining been done with the last six months?	☐ Yes	☑ No	Describe: _____
Has the building been recently remodeled?	☐ Yes	☑ No	Describe: _____
Has the building ever had a fire?	☐ Yes	☑ No	
Is there a hobby or craft area in the building?	☐ Yes	☑ No	Describe: _____
Is gun cleaner stored in the building?	☐ Yes	☑ No	
Is there a fuel oil tank on the property?	☐ Yes	☑ No	
Is there a septic tank on the property?	☐ Yes	☑ No	
Has the building been fumigated or sprayed for pests recently?	☐ Yes	☑ No	Describe: _____
Do any building occupants use solvents at work?	☐ Yes	☑ No	Describe: _____

* Developed based on guidelines set forth in the Guidance for the Evaluation and Mitigation of Subsurface Vapor Intrusion to Indoor Air (DTSC, 2011).

Bldg ID: 10.07 Initial
Tues 7/12/22
RM/BS

Sampling Locations

Draw the general floor plan of the building and denote locations of sample collection. Indicate locations of doors, windows, indoor air contaminant sources and field instrument readings.

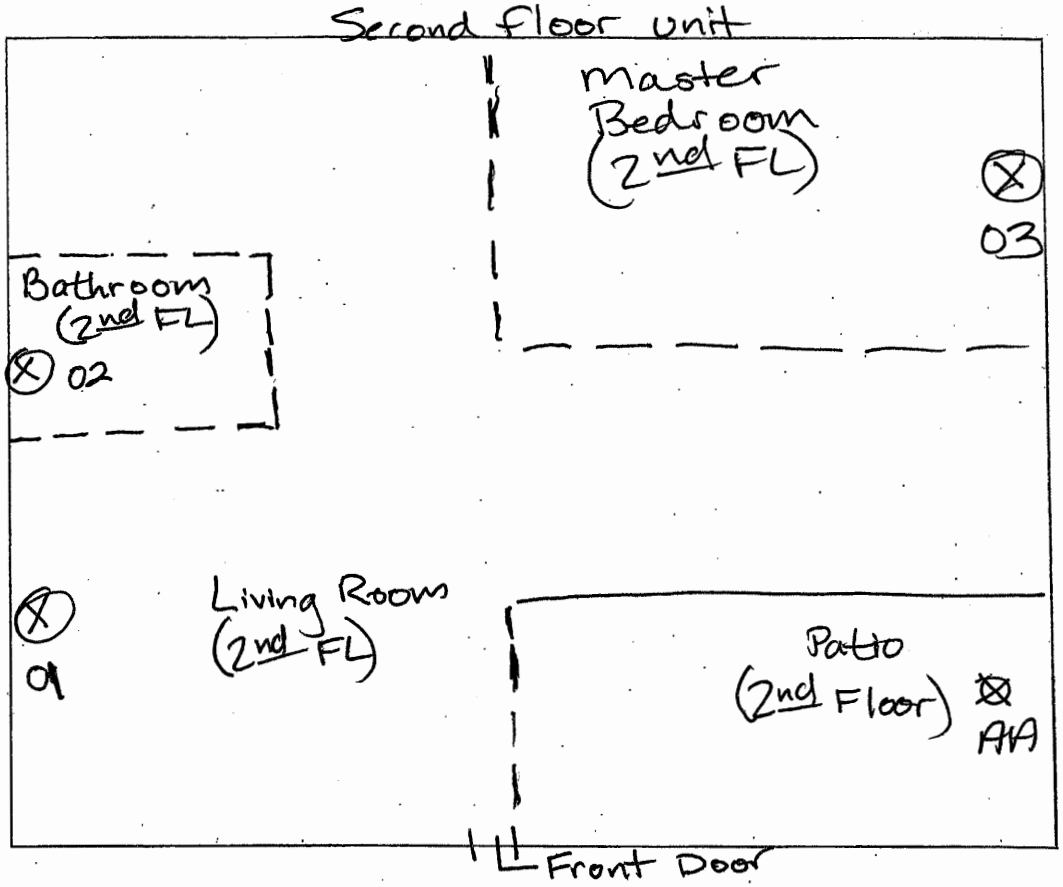

Primary Type of Energy Used (Check appropriate boxes)

☑ Natural Gas ☐ Fuel Oil ☐ Propane ☑ Electricity ☐ Wood ☐ Kerosene

Meteorological Conditions

Describe the general weather conditions during the indoor air sampling event.
overcast morning to sunny afternoon

General Comments

Provide any other information that may be of importance in understanding the indoor air quality of this building.
NA

RM

* Developed based on guidelines set forth in the Guidance for the Evaluation and Mitigation of Subsurface Vapor Intrusion to Indoor Air (DTSC, 2011).

BULDING SURVEY FORM*

Bldg No.: 10.07 Initial

Occupant of Building [redacted]

Address [redacted]

City [redacted]

Field Investigator R. Mills + B. Singh Date 7/12/22

Field Instrument Reading	Photo No.	Measurement Location (Ambient Air, Foundation Opening, or Consumer Product)	If Consumer Product, Potential Volatile Ingredients
(ppb) 90	1	10.07-01-071322 Living Room (2nd floor)	
135	2	10.07-02-071322 Bathroom (2nd floor)	
113	3	10.07-03-071322 Master Bedroom (2nd floor)	
28	4	10.07-AA-071322 Patio (2nd floor)	

Comments:

Na

*Developed based on guidelines set forth in the Guidance for the Evaluation and Mitigation of Subsurface Vapor Intrusion to Indoor Air (DTSC, 2011).

Note- Use PID as a screening tool to identify indoor air sources of VOCs in the rooms being sampled in addition to measuring background VOCs in the ambient air near a sampling canister. Avoid any room with potential significant indoor air sources that cannot be sealed or removed.

wood.

AIR SAMPLING LOG

Project Name: Former Ford Aeronutronic Facility **Project Number:** 8622397108.01.1E

Start Date: 9/22/2022 **Building IDs:** 10.12

FIRST DAY OF SAMPLING

Sampler Name:	Loc Tran / Chandan Singh	**Weather:**	Sunny
Temperature:	80°F	**Barometric Pressure:**	29.88 in.
Notes:	–		

SECOND DAY OF SAMPLING

Sampler Name:	Loc Tran / Chandan Singh	**Weather:**	Sunny
Temperature:	82°F	**Barometric Pressure:**	29.88 in.
Notes:	–		

Shut-in Test	Sample ID	Sample Type	Sample Collection Point	Summa Canister ID	Flow Controller ID	Sampling Start			Sampling End			Comments (dup or rep)
						Start Canister Vacuum	Start Time	Start Date	End Canister Vacuum	End Time	End Date	
✓	10.12-01-092322-M	I	Living Room 1st Floor	D316	FC340	-30	1421	9/22/2022	-2	1409	9/23/2022	
✓	10.12-02-092322-M	I	Bathroom 1st Floor	D841	FC86	-30	1423	↓	-3	1410	↓	
✓	10.12-03-092322-M	I	Master Bathroom 1st Floor	D449	FC416	-30	1425	↓	-22	1411	↓	
✓	10.12-AA-092322-M	A	Patio 1st Floor	D603	FC79	-30	1428	↓	-4	1412	↓	

Bldg ID: 10.12

BUILDING SURVEY FORM*

Preparer's Name: Loc Tran
Date/Time Prepared: 9-22-2022 / 1400
Affiliation: Weed
Phone Number: [redacted]

Occupant Information

Occupant Name: [redacted]
Interviewed: ☑ Yes ☐ No
Mailing Address: [redacted]
City: [redacted]
State: CA
Zip Code:
Phone: [redacted]
Email:

Owner/Landlord Information (Check if same as occupant ☑)

Occupant Name:
Interviewed: ☐ Yes ☐ No
Mailing Address:
City:
State:
Zip Code:
Phone:
Email:

Building Type (Check appropriate boxes)

☑ Residential ☑ Residential Duplex ☐ Apartment Building ☐ Mobile Home ☐ Commercial (office)
☐ Commercial (warehouse) ☐ Industrial ☐ Strip Mall ☐ Split Level ☐ Church ☐ School

Building Characteristics

Approximate Building Age (years): ~38
Number of Stories: 2 Residence is on Floor 1.
Approximate Building Area (square feet): 1,181
Number of Elevators: 0

Foundation Type (Check appropriate boxes)

☑ Slab-on-Grade ☐ Crawl Space ☐ Basement

Basement Characteristics (Check appropriate boxes) N/A

☐ Dirt Floor ☐ Sealed ☐ Wet Surfaces ☐ Sump Pump ☐ Concrete Cracks ☐ Floor Drains

Factors Influencing Indoor Air Quality

Is there an attached garage?	☑ Yes	☐ No	
Is there smoking in the building?	☐ Yes	☑ No	
Is there new carpet or furniture?	☐ Yes	☑ No	Describe:
Have clothes or drapes been recently dry cleaned?	☐ Yes	☑ No	Describe:
Has painting or staining been done with the last six months?	☐ Yes	☑ No	Describe:
Has the building been recently remodeled?	☐ Yes	☑ No	Describe:
Has the building ever had a fire?	☐ Yes	☑ No	
Is there a hobby or craft area in the building?	☐ Yes	☑ No	Describe:
Is gun cleaner stored in the building?	☐ Yes	☑ No	
Is there a fuel oil tank on the property?	☐ Yes	☑ No	
Is there a septic tank on the property?	☐ Yes	☑ No	
Has the building been fumigated or sprayed for pests recently?	☐ Yes	☑ No	Describe:
Do any building occupants use solvents at work?	☐ Yes	☑ No	Describe:

* Developed based on guidelines set forth in the Guidance for the Evaluation and Mitigation of Subsurface Vapor Intrusion to Indoor Air (DTSC, 2011).

Bldg ID: 10.12

Sampling Locations

Draw the general floor plan of the building and denote locations of sample collection. Indicate locations of doors, windows, indoor air contaminant sources and field instrument readings.

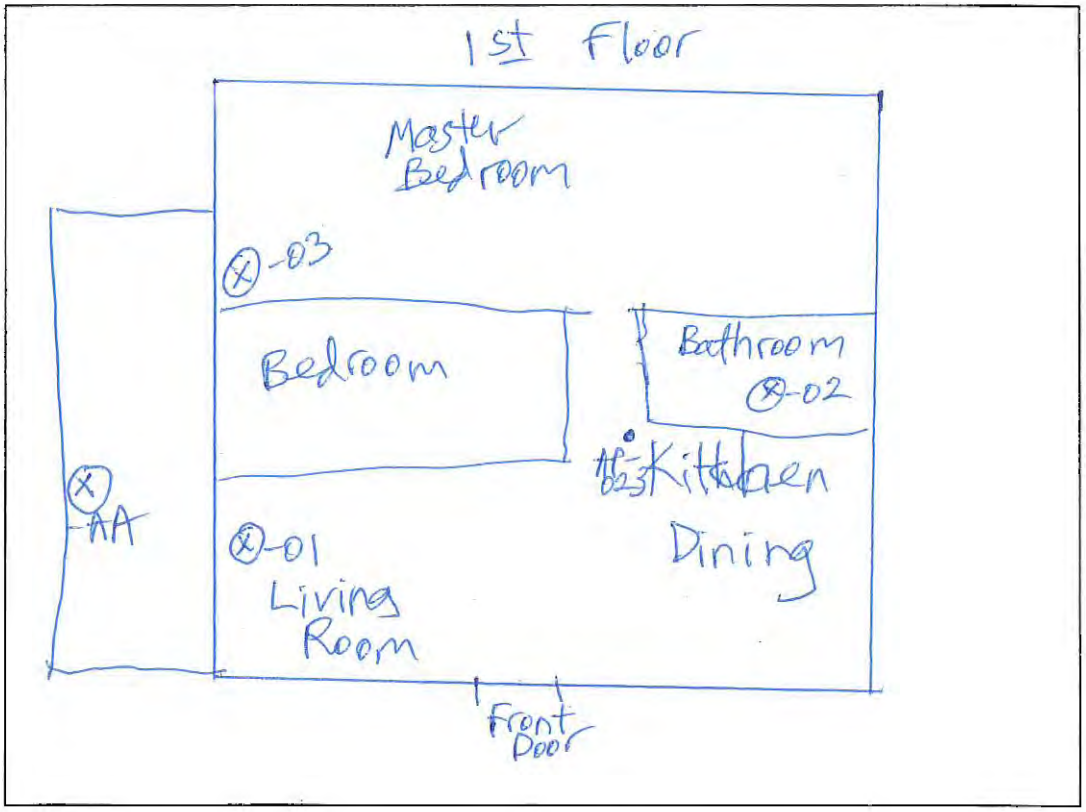

Primary Type of Energy Used (Check appropriate boxes)

☑ Natural Gas ☐ Fuel Oil ☐ Propane ☑ Electricity ☐ Wood ☐ Kerosene

Meteorological Conditions

Describe the general weather conditions during the indoor air sampling event.

Sunny

General Comments

Provide any other information that may be of importance in understanding the indoor air quality of this building.

None

* Developed based on guidelines set forth in the Guidance for the Evaluation and Mitigation of Subsurface Vapor Intrusion to Indoor Air (DTSC, 2011).

BULDING SURVEY FORM*

Bldg No.: 10.12

Occupant of Building [redacted]

Address

City

Field Investigator Noc Tran Date 9/22/2022

Field Instrument Reading	Photo No.	Measurement Location (Ambient Air, Foundation Opening, or Consumer Product)	If Consumer Product, Potential Volatile Ingredients
13	1	10.12-01-092322-M Living Room 1st floor	None
88	2	10.12-02-092322-M Bathroom 1st floor	↓
105	3	10.12-03-092322-M Master Bedroom 1st floor	↓
12	4	10.12-AA-092322 Patio 1st Floor	↓

Comments:

Replaced pre- and HEPA filters before setting up IA canisters

*Developed based on guidelines set forth in the Guidance for the Evaluation and Mitigation of Subsurface Vapor Intrusion to Indoor Air (DTSC, 2011).

Note- Use PID as a screening tool to identify indoor air sources of VOCs in the rooms being sampled in addition to measuring background VOCs in the ambient air near a sampling canister Avoid any room with potential significant indoor air sources that cannot be sealed or removed.

wood.

AIR SAMPLING LOG

Project Name: Former Ford Aeronutronic Facility
Project Number: 8622397107.01.1E
Start Date: 08/04/2022
Building IDs: 10.17

FIRST DAY OF SAMPLING

Sampler Name:	Mobin M. / Loc Tran	Weather:	Sunny
Temperature:	75°F	Barometric Pressure:	29.94 inHg
Notes:	–		

SECOND DAY OF SAMPLING

Sampler Name:	Mobin M. / Loc Tran	Weather:	Sunny
Temperature:	79°F	Barometric Pressure:	29.95 inHg
Notes:	–		

Shut-in Test (Passed)	Sample ID	Sample Type	Sample Collection Point	Summa Canister ID	Flow Controller ID	Sampling Start			Sampling End			Comments (dup or rep)
						Start Canister Vacuum	Start Time	Start Date	End Canister Vacuum	End Time	End Date	
✓	10.17-01-080522-M	IA	Living RM FL1	D282	FC567	-30	11:07	08/04/22	-9	11:01	08/05/22	
✓	10.17-11-080522-M	IA	Living RM FL1	D680	FC67	-30	11:07	08/04/22	-4	11:01	08/05/22	
✓	10.17-02-080522-M	IA	Bathroom Hallway FL1	D428	FC485	-30	11:08	08/04/22	-3	11:02	08/05/22	
✓	10.17-03-080522-M	IA	Office FL1	D451	FC228	-30	11:09	08/04/22	-6	11:03	08/05/22	
✓	10.17-04-080522-M	IA	Bedroom FL1	D723	FC35	-30	11:11	08/04/22	-6	11:04	08/05/22	
✓	10.17-AA-080522	AA	Back Patio FL1	D804	FC47	-30	11:13	08/04/22	-4	11:05	08/05/22	

Bldg ID: 10.17

BUILDING SURVEY FORM*

Preparer's Name: Mobin Mahmoudi Date/Time Prepared: 08/04/2022
Affiliation: Wood Phone Number: [redacted]

Occupant Information

Occupant Name: [redacted] Interviewed: ☒ Yes ☐ No
Mailing Address: [redacted]
City: [redacted] State: CA Zip Code: [redacted]
Phone [redacted] Email: —

Owner/Landlord Information (Check if same as occupant ☒)

Occupant Name: _____ Interviewed: ☐ Yes ☐ No
Mailing Address: _____
City: _____ State: _____ Zip Code: _____
Phone: _____ Email: _____

Building Type (Check appropriate boxes)

☒ Residential ☒ Residential Duplex ☐ Apartment Building ☐ Mobile Home ☐ Commercial (office)
☐ Commercial (warehouse) ☐ Industrial ☐ Strip Mall ☐ Split Level ☐ Church ☐ School

Building Characteristics

Approximate Building Age (years): ~35 Number of Stories: 2
Approximate Building Area (square feet): 1150 Number of Elevators: Ø

Foundation Type (Check appropriate boxes)

☒ Slab-on-Grade ☐ Crawl Space ☐ Basement

Basement Characteristics (Check appropriate boxes) N/A

☐ Dirt Floor ☐ Sealed ☐ Wet Surfaces ☐ Sump Pump ☐ Concrete Cracks ☐ Floor Drains

Factors Influencing Indoor Air Quality

Is there an attached garage?	☒ Yes	☐ No	
Is there smoking in the building?	☐ Yes	☒ No	
Is there new carpet or furniture?	☐ Yes	☒ No	Describe: _____
Have clothes or drapes been recently dry cleaned?	☐ Yes	☒ No	Describe: _____
Has painting or staining been done with the last six months?	☐ Yes	☒ No	Describe: _____
Has the building been recently remodeled?	☐ Yes	☒ No	Describe: _____
Has the building ever had a fire?	☐ Yes	☒ No	
Is there a hobby or craft area in the building?	☐ Yes	☒ No	Describe: _____
Is gun cleaner stored in the building?	☐ Yes	☒ No	
Is there a fuel oil tank on the property?	☐ Yes	☒ No	
Is there a septic tank on the property?	☐ Yes	☒ No	
Has the building been fumigated or sprayed for pests recently?	☐ Yes	☒ No	Describe: _____
Do any building occupants use solvents at work?	☐ Yes	☒ No	Describe: _____

* Developed based on guidelines set forth in the Guidance for the Evaluation and Mitigation of Subsurface Vapor Intrusion to Indoor Air (DTSC, 2011).

Bldg ID: 10.17

Sampling Locations

Draw the general floor plan of the building and denote locations of sample collection. Indicate locations of doors, windows, indoor air contaminant sources and field instrument readings.

Primary Type of Energy Used (Check appropriate boxes)

☒ Natural Gas ☐ Fuel Oil ☐ Propane ☒ Electricity ☐ Wood ☐ Kerosene

Meteorological Conditions

Describe the general weather conditions during the indoor air sampling event.

General Comments

Provide any other information that may be of importance in understanding the indoor air quality of this building.

* Developed based on guidelines set forth in the Guidance for the Evaluation and Mitigation of Subsurface Vapor Intrusion to Indoor Air (DTSC, 2011).

BULDING SURVEY FORM*

Bldg No.: 10.17

Occupant of Building [redacted]

Address [redacted]

City [redacted]

Field Investigator Mobin Mahmoudi / Loc Tran Date 08/04/2022

Field Instrument Reading	Photo No.	Measurement Location (Ambient Air, Foundation Opening, or Consumer Product)	If Consumer Product, Potential Volatile Ingredients
211	1	10.17 - 01/11 - 080522 - M Living RM FL 1	N/A
301	2	10.17 - 02 - 080522 - M Bathroom Hallway FL1	N/A
278	3	10.17 - 03 - 080522 - M Office FL 1	N/A
122	4	10.17 - 04 - 080522 - M Master Bedroom FL1	N/A
22	5	10.17 - AA - 080522 - M Back Patio FL1	N/A

Comments:

*Developed based on guidelines set forth in the Guidance for the Evaluation and Mitigation of Subsurface Vapor Intrusion to Indoor Air (DTSC, 2011).

Note- Use PID as a screening tool to identify indoor air sources of VOCs in the rooms being sampled in addition to measuring background VOCs in the ambient air near a sampling canister. Avoid any room with potential significant indoor air sources that cannot be sealed or removed.

wood.

AIR SAMPLING LOG

Project Name: Former Ford Aeronutronic Facility
Project Number: 8622397107.01.1E
Start Date: 08/19/2022
Building IDs: 10-18

FIRST DAY OF SAMPLING

Sampler Name:	Maria Valdovinos / Loc Tran	**Weather:**	Mostly Sunny; Fair
Temperature:	78°F	**Barometric Pressure:**	29.88 in.
Notes:	–		

SECOND DAY OF SAMPLING

Sampler Name:	Maria Valdovinos / Loc Tran	**Weather:**	Sunny; Warm
Temperature:	77°F	**Barometric Pressure:**	29.77 in.
Notes:	–		

Shut-in Test	Sample ID	Sample Type	Sample Collection Point	Summa Canister ID	Flow Controller ID	Sampling Start			Sampling End			Comments (dup or rep)
						Start Canister Vacuum	Start Time	Start Date	End Canister Vacuum	End Time	End Date	
✓	10-18-01-081922	I	Living Room 1st Floor	D154	FC571	-30	1410	08/18/2022	-4	1403	08/19/2022	
✓	10-18-02-081922	I	Bathroom 1st Floor	D130	FC361	-30	1412	↓	-4	1404	↓	
✓	10-18-03-081922	I	Master Bedroom 2nd Floor	D370	FC152	-30	1414	↓	-6	1404	↓	
✓	10-18-AA-081922	A	Back Patio 1st Floor	D172	FC330	-30	1417	↓	-6	1406	↓	

Bldg ID: 10.18

BUILDING SURVEY FORM*

Preparer's Name: Loc Tran
Date/Time Prepared: 08/18/2022 - 1400
Affiliation: Wood EKIS
Phone Number: [redacted]

Occupant Information

Occupant Name: [redacted]
Interviewed: ☑ Yes ☐ No
Mailing Address: [redacted]
City: [redacted]
State: CA
Zip Code: [redacted]
Phone: [redacted]
Email:

Owner/Landlord Information (Check if same as occupant ☑)

Occupant Name:
Interviewed: ☐ Yes ☐ No
Mailing Address:
City:
State:
Zip Code:
Phone:
Email:

Building Type (Check appropriate boxes)

☑ Residential ☑ Residential Duplex ☐ Apartment Building ☐ Mobile Home ☐ Commercial (office)
☐ Commercial (warehouse) ☐ Industrial ☐ Strip Mall ☐ Split Level ☐ Church ☐ School

Building Characteristics

Approximate Building Age (years): ~38
Number of Stories: 2
Approximate Building Area (square feet): ~1,800
Number of Elevators: 0

Foundation Type (Check appropriate boxes)

☑ Slab-on-Grade ☐ Crawl Space ☐ Basement

Basement Characteristics (Check appropriate boxes) N/A

☐ Dirt Floor ☐ Sealed ☐ Wet Surfaces ☐ Sump Pump ☐ Concrete Cracks ☐ Floor Drains

Factors Influencing Indoor Air Quality

Is there an attached garage?	☑ Yes	☐ No	
Is there smoking in the building?	☐ Yes	☑ No	
Is there new carpet or furniture?	☐ Yes	☑ No	Describe:
Have clothes or drapes been recently dry cleaned?	☐ Yes	☑ No	Describe:
Has painting or staining been done with the last six months?	☐ Yes	☑ No	Describe:
Has the building been recently remodeled?	☐ Yes	☑ No	Describe:
Has the building ever had a fire?	☐ Yes	☑ No	
Is there a hobby or craft area in the building?	☐ Yes	☑ No	Describe:
Is gun cleaner stored in the building?	☐ Yes	☑ No	
Is there a fuel oil tank on the property?	☐ Yes	☑ No	
Is there a septic tank on the property?	☐ Yes	☑ No	
Has the building been fumigated or sprayed for pests recently?	☐ Yes	☑ No	Describe:
Do any building occupants use solvents at work?	☐ Yes	☑ No	Describe:

* Developed based on guidelines set forth in the Guidance for the Evaluation and Mitigation of Subsurface Vapor Intrusion to Indoor Air (DTSC, 2011).

Bldg ID: 10.18

Sampling Locations

Draw the general floor plan of the building and denote locations of sample collection. Indicate locations of doors, windows, indoor air contaminant sources and field instrument readings.

Primary Type of Energy Used (Check appropriate boxes)

☑ Natural Gas ☐ Fuel Oil ☐ Propane ☑ Electricity ☐ Wood ☐ Kerosene

Meteorological Conditions

Describe the general weather conditions during the indoor air sampling event.

Mostly Sunny; fair

General Comments

Provide any other information that may be of importance in understanding the indoor air quality of this building.

None

* Developed based on guidelines set forth in the Guidance for the Evaluation and Mitigation of Subsurface Vapor Intrusion to Indoor Air (DTSC, 2011).

BULDING SURVEY FORM*

Bldg No.: 10.18

Occupant of Building [redacted]

Address [redacted]

City [redacted]

Field Investigator Loc Tran/Maria Valderinos Date 08/18/2022

Field Instrument Reading	Photo No.	Measurement Location (Ambient Air, Foundation Opening, or Consumer Product)	If Consumer Product, Potential Volatile Ingredients
72	1	10.18-01-081922 Living Room 1st Floor	None
97	2	10.18-02-081922 Bathroom 1st Floor	
66	3	10.18-03-081922 Master Bedroom 2nd Floor	
33	4	10.18-AA-081922 Back Patio 1st Floor	

Comments:

None

*Developed based on guidelines set forth in the Guidance for the Evaluation and Mitigation of Subsurface Vapor Intrusion to Indoor Air (DTSC, 2011).

Note- Use PID as a screening tool to identify indoor air sources of VOCs in the rooms being sampled in addition to measuring background VOCs in the ambient air near a sampling canister. Avoid any room with potential significant indoor air sources that cannot be sealed or removed.

wood.

AIR SAMPLING LOG

Project Name: Ford Newport Beach **Project Number:** 8622397107.01.1E

Start Date: 7/21/22 **Building IDs:** 10.19

FIRST DAY OF SAMPLING

Sampler Name:	Casey Polon + Loc Tran	**Weather:**	partly cloudy
Temperature:	75°F	**Barometric Pressure:**	29.93 in Hg
Notes:	—		

SECOND DAY OF SAMPLING

Sampler Name:	Casey Polon + Loc Tran	**Weather:**	partly cloudy
Temperature:	75°F	**Barometric Pressure:**	29.87 in Hg
Notes:	vacuum did not change much on 10.19-02-072222, 10.19-03-072222		

Shut-in Test	Sample ID	Sample Type	Sample Collection Point	Summa Canister ID	Flow Controller ID	Sampling Start			Sampling End			Comments (dup or rep)
						Start Canister Vacuum	Start Time	Start Date	End Canister Vacuum	End Time	End Date	
X	10.19-01-072222	IA	guest bath FL1	D519	FC176	-30	~~0~~ 1309	7/21/22	-10	1301	7/22/22	
X	10.19-02-072222	IA	living room FL1	D181	FC416	-30	1310	7/21/22	-24	1302	7/22/22	
X	10.19-03-072222	IA	bedroom FL2	D084	FC79	-30	1312	7/21/22	-14	1304	7/22/22	
X	10.19-04-072222	IA	master bed FL2	D744	FC128	-30	1314	7/21/22	-2	1304	7/22/22	
X	10.19-AA-072222	AA	patio FL1	D743	FC170	-30	1316	7/21/22	-5	1305	7/22/22	

Bldg ID: 1019

BUILDING SURVEY FORM*

Preparer's Name: Casey Pdon Date/Time Prepared: 07/21/22 1245
Affiliation: Wood Phone Number: [redacted]

Occupant Information

Occupant Name: [redacted] Interviewed: ☒ Yes ☐ No
Mailing Address: [redacted]
City: [redacted] State: CA Zip Code: [redacted]
Phone [redacted] Email:

Owner/Landlord Information (Check if same as occupant ☒)

Occupant Name: Interviewed: ☐ Yes ☐ No
Mailing Address:
City: State: Zip Code:
Phone: Email:

Building Type (Check appropriate boxes)

☒ Residential ☐ Residential Duplex ☐ Apartment Building ☐ Mobile Home ☐ Commercial (office)
☐ Commercial (warehouse) ☐ Industrial ☐ Strip Mall ☐ Split Level ☐ Church ☐ School

Building Characteristics

Approximate Building Age (years): 38 Number of Stories: 2
Approximate Building Area (square feet): 1741 Number of Elevators: 0

Foundation Type (Check appropriate boxes)

☒ Slab-on-Grade ☐ Crawl Space ☐ Basement

Basement Characteristics (Check appropriate boxes) n/a

☐ Dirt Floor ☐ Sealed ☐ Wet Surfaces ☐ Sump Pump ☐ Concrete Cracks ☐ Floor Drains

Factors Influencing Indoor Air Quality

Is there an attached garage?	☒ Yes ☐ No		
Is there smoking in the building?	☐ Yes ☒ No		
Is there new carpet or furniture?	☐ Yes ☒ No	Describe:	
Have clothes or drapes been recently dry cleaned?	☐ Yes ☒ No	Describe:	
Has painting or staining been done with the last six months?	☐ Yes ☒ No	Describe:	
Has the building been recently remodeled?	☐ Yes ☒ No	Describe:	
Has the building ever had a fire?	☐ Yes ☒ No		
Is there a hobby or craft area in the building?	☐ Yes ☒ No	Describe:	
Is gun cleaner stored in the building?	☒ Yes ☐ No		garage
Is there a fuel oil tank on the property?	☐ Yes ☒ No		
Is there a septic tank on the property?	☐ Yes ☒ No		
Has the building been fumigated or sprayed for pests recently?	☐ Yes ☒ No	Describe:	
Do any building occupants use solvents at work?	☐ Yes ☒ No	Describe:	

* Developed based on guidelines set forth in the Guidance for the Evaluation and Mitigation of Subsurface Vapor Intrusion to Indoor Air (DTSC, 2011).

Bldg ID: 10.19

Sampling Locations

Draw the general floor plan of the building and denote locations of sample collection. Indicate locations of doors, windows, indoor air contaminant sources and field instrument readings.

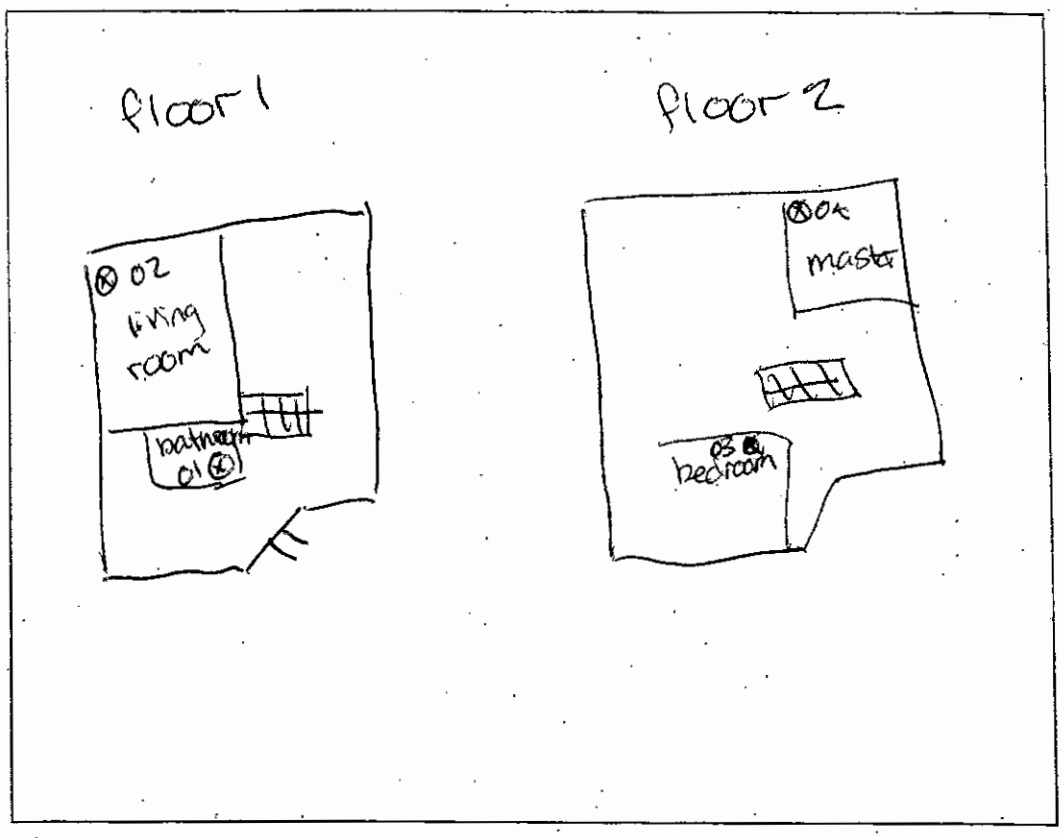

Primary Type of Energy Used (Check appropriate boxes)

☒ Natural Gas ☐ Fuel Oil ☐ Propane ☒ Electricity ☐ Wood ☐ Kerosene

Meteorological Conditions

Describe the general weather conditions during the indoor air sampling event.

Partly cloudy, 75°F

General Comments

Provide any other information that may be of importance in understanding the indoor air quality of this building.

* Developed based on guidelines set forth in the Guidance for the Evaluation and Mitigation of Subsurface Vapor Intrusion to Indoor Air (DTSC, 2011).

BULDING SURVEY FORM*

Bldg No.: 1019

Occupant of Building [redacted]

Address [redacted]

City [redacted]

Field Investigator Casey Polon + Loc Tran Date 07/21/22

Field Instrument Reading	Photo No.	Measurement Location (Ambient Air, Foundation Opening, or Consumer Product)	If Consumer Product, Potential Volatile Ingredients
31	1	1019-01-072222, guest bathroom, FL1	Candle, perfume smell
0	2	1019-02-072222, livingroom, FL1	
45	3	1019-03-072222, bedroom, FL2	
49	4	1019-04-072222, master bedroom, FL2	
0	5	1019-AA-072222, patio, FL2	ashtray

Comments:

*Developed based on guidelines set forth in the Guidance for the Evaluation and Mitigation of Subsurface Vapor Intrusion to Indoor Air (DTSC, 2011).

Note- Use PID as a screening tool to identify indoor air sources of VOCs in the rooms being sampled in addition to measuring background VOCs in the ambient air near a sampling canister. Avoid any room with potential significant indoor air sources that cannot be sealed or removed.

wood.

AIR SAMPLING LOG

Project Name: Former Ford Aeronutronics Facility **Project Number:** 8622397108.01.1E

Start Date: 9/1/2022 **Building IDs:** 10.20

FIRST DAY OF SAMPLING

Sampler Name:	C. Nims, M. Allgaier	**Weather:**	sunny
Temperature:	84F	**Barometric Pressure:**	29.~~27~~ 23 "Hg
Notes:	—		

SECOND DAY OF SAMPLING

Sampler Name:	Chrissie N., Madi A.	**Weather:**	sunny
Temperature:	88°F	**Barometric Pressure:**	29.79 "Hg
Notes:	—		

Shut-in Test	Sample ID	Sample Type	Sample Collection Point	Summa Canister ID	Flow Controller ID	Sampling Start			Sampling End			Comments (dup or rep)
						Start Canister Vacuum	Start Time	Start Date	End Canister Vacuum	End Time	End Date	
✓	10.20-01-090222-M	I	Living Rm 1st Fl	D692	FC30	-30	1236	9/1/22	-5	1232	9/2/22	
✓	10.20-02-090222-M	I	Bathroom 1st Fl	D193	FC404	-30	1237	9/1/22	-8	1233	9/2/22	
✓	10.20-03-090222-M	I	Bedroom/Office 1st Fl	D578	FC389	-30	1238	9/1/22	-8	1233	9/2/22	
✓	10.20-04-090222-M	I	Hallway 2nd Fl	D556	FC375	-30	1239	9/1/22	Ø	1234	9/2/22	
✓	10.20-AA-090222	A	Patio 1st Fl	D762	FC329	-30	1240	9/1/22	-6	1235	9/2/22	

Bldg ID: 1020

BUILDING SURVEY FORM*

Preparer's Name: Chrissie Nims Date/Time Prepared: 09/01/22 1230
Affiliation: Wood Phone Number: [redacted]

Occupant Information

Occupant Name: [redacted] Interviewed: ☒ Yes ☐ No
Mailing Address: [redacted]
City: [redacted] State: CA Zip Code:
Phone: [redacted] Email:

Owner/Landlord Information (Check if same as occupant ☒)

Occupant Name: Interviewed: ☐ Yes ☐ No
Mailing Address:
City: State: Zip Code:
Phone: Email:

Building Type (Check appropriate boxes)

☒ Residential ☐ Residential Duplex ☐ Apartment Building ☐ Mobile Home ☐ Commercial (office)
☐ Commercial (warehouse) ☐ Industrial ☐ Strip Mall ☐ Split Level ☐ Church ☐ School

Building Characteristics

Approximate Building Age (years): ~37 Number of Stories: 2
Approximate Building Area (square feet): ~1800 Number of Elevators: Ø

Foundation Type (Check appropriate boxes)

☒ Slab-on-Grade ☐ Crawl Space ☐ Basement

Basement Characteristics (Check appropriate boxes) N/A

☐ Dirt Floor ☐ Sealed ☐ Wet Surfaces ☐ Sump Pump ☐ Concrete Cracks ☐ Floor Drains

Factors Influencing Indoor Air Quality

Is there an attached garage?	☐ Yes	☒ No	
Is there smoking in the building?	☐ Yes	☒ No	
Is there new carpet or furniture?	☐ Yes	☒ No	Describe:
Have clothes or drapes been recently dry cleaned?	☐ Yes	☒ No	Describe:
Has painting or staining been done with the last six months?	☐ Yes	☒ No	Describe:
Has the building been recently remodeled?	☐ Yes	☒ No	Describe:
Has the building ever had a fire?	☐ Yes	☒ No	
Is there a hobby or craft area in the building?	☐ Yes	☒ No	Describe:
Is gun cleaner stored in the building?	☐ Yes	☒ No	
Is there a fuel oil tank on the property?	☐ Yes	☒ No	
Is there a septic tank on the property?	☐ Yes	☒ No	
Has the building been fumigated or sprayed for pests recently?	☐ Yes	☒ No	Describe:
Do any building occupants use solvents at work?	☐ Yes	☒ No	Describe:

* Developed based on guidelines set forth in the Guidance for the Evaluation and Mitigation of Subsurface Vapor Intrusion to Indoor Air (DTSC, 2011).

Bldg ID: 10.20

Sampling Locations

Draw the general floor plan of the building and denote locations of sample collection. Indicate locations of doors, windows, indoor air contaminant sources and field instrument readings.

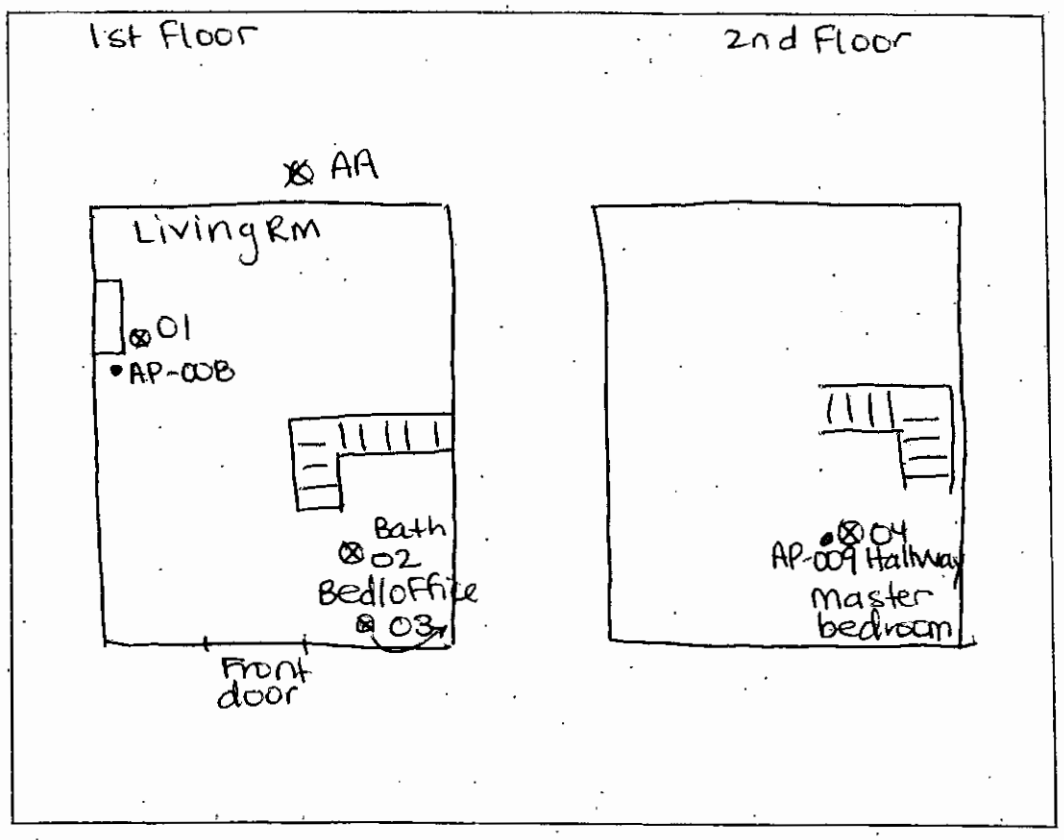

Primary Type of Energy Used (Check appropriate boxes)

☒ Natural Gas ☐ Fuel Oil ☐ Propane ☒ Electricity ☐ Wood ☐ Kerosene

Meteorological Conditions

Describe the general weather conditions during the indoor air sampling event.

Sunny

General Comments

Provide any other information that may be of importance in understanding the indoor air quality of this building.

N/A

* Developed based on guidelines set forth in the Guidance for the Evaluation and Mitigation of Subsurface Vapor Intrusion to Indoor Air (DTSC, 2011).

BULDING SURVEY FORM*

Bldg No.: 10.20

Occupant of Building [redacted]

Address [redacted]

City [redacted]

Field Investigator M. Allgaier, C. Nims Date 9/1/2022

Field Instrument Reading	Photo No.	Measurement Location (Ambient Air, Foundation Opening, or Consumer Product)	If Consumer Product, Potential Volatile Ingredients
131	01	10.20-01-090222-M Livingrm F11	candles
154	02	10.20-02-090222-M Bathrm F11	
162	03	10.20-03-090222-M Bedrm/office F11	
132	04	10.20-04-090222-M Hallway F12	
62	05	10.20-AA-090222 Patio F11	

Comments:

Field staff note ~~N/A~~ strong bleach smell upon canister collection on 9/2/22.

*Developed based on guidelines set forth in the Guidance for the Evaluation and Mitigation of Subsurface Vapor Intrusion to Indoor Air (DTSC, 2011).

Note- Use PID as a screening tool to identify indoor air sources of VOCs in the rooms being sampled in addition to measuring background VOCs in the ambient air near a sampling canister. Avoid any room with potential significant indoor air sources that cannot be sealed or removed.

wood.

AIR SAMPLING LOG

Project Name: Former Ford Aeronutronic Facility **Project Number:** 8622397107.01.1E

Start Date: 08/09/2022 **Building IDs:** 10.22

FIRST DAY OF SAMPLING

Sampler Name:	Mobin M. / Loc T.	Weather:	Sunny
Temperature:	84°F	Barometric Pressure:	29.91 in Hg
Notes:	—		

SECOND DAY OF SAMPLING

Sampler Name:	Mobin M. / Loc T.	Weather:	Sunny
Temperature:	82°F	Barometric Pressure:	30.00 in Hg
Notes:	—		

Shut-in Test	Sample ID	Sample Type	Sample Collection Point	Summa Canister ID	Flow Controller ID	Sampling Start			Sampling End			Comments (dup or rep)
						Start Canister Vacuum	Start Time	Start Date	End Canister Vacuum	End Time	End Date	
✓	10.22-01-081022	IA	Living Rm FL2	D143	FC574	-30	13:58	08/09/22	-10	14:00	08/10/22	
✓	10.22-02-081022	IA	Bathroom FL2	SIM052	FC51	-30	14:00	08/09/22	-5	14:01	08/10/22	
✓	10.22-03-081022	IA	Master Bed FL2	SIM086	FC568	-30	14:01	08/09/22	-9	14:01	08/10/22	
✓	10.22-AA-081022	AA	Patio FL2	D467	FC252	-30	14:03	08/09/22	-5	14:02	08/10/22	

Bldg ID: 10.22

BUILDING SURVEY FORM*

Preparer's Name: Mobin Mahmoudi Date/Time Prepared: 08/09/2022
Affiliation: Wood Phone Number: [redacted]

Occupant Information

Occupant Name: [redacted] Interviewed: ☒ Yes ☐ No
Mailing Address: [redacted]
City: [redacted] State: CA Zip Code: [redacted]
Phone: [redacted] Email:

Owner/Landlord Information (Check if same as occupant ☒)

Occupant Name: Interviewed: ☐ Yes ☐ No
Mailing Address:
City: State: Zip Code:
Phone: Email:

Building Type (Check appropriate boxes)

☒ Residential ☐ Residential Duplex ☒ Apartment Building ☐ Mobile Home ☐ Commercial (office)
☐ Commercial (warehouse) ☐ Industrial ☐ Strip Mall ☐ Split Level ☐ Church ☐ School

Building Characteristics

Approximate Building Age (years): 35 yrs Number of Stories: 2
Approximate Building Area (square feet): ~ 1,100 Number of Elevators: Ø

Foundation Type (Check appropriate boxes)

☒ Slab-on-Grade ☐ Crawl Space ☐ Basement

Basement Characteristics (Check appropriate boxes) N/A

☐ Dirt Floor ☐ Sealed ☐ Wet Surfaces ☐ Sump Pump ☐ Concrete Cracks ☐ Floor Drains

Factors Influencing Indoor Air Quality

Is there an attached garage?	☒ Yes	☐ No	
Is there smoking in the building?	☐ Yes	☒ No	
Is there new carpet or furniture?	☐ Yes	☒ No	Describe:
Have clothes or drapes been recently dry cleaned?	☐ Yes	☒ No	Describe:
Has painting or staining been done with the last six months?	☐ Yes	☒ No	Describe:
Has the building been recently remodeled?	☐ Yes	☒ No	Describe:
Has the building ever had a fire?	☐ Yes	☒ No	
Is there a hobby or craft area in the building?	☐ Yes	☒ No	Describe:
Is gun cleaner stored in the building?	☐ Yes	☒ No	
Is there a fuel oil tank on the property?	☐ Yes	☒ No	
Is there a septic tank on the property?	☐ Yes	☒ No	
Has the building been fumigated or sprayed for pests recently?	☐ Yes	☒ No	Describe:
Do any building occupants use solvents at work?	☐ Yes	☒ No	Describe:

* Developed based on guidelines set forth in the Guidance for the Evaluation and Mitigation of Subsurface Vapor Intrusion to Indoor Air (DTSC, 2011)

Bldg ID: 10.22

Sampling Locations

Draw the general floor plan of the building and denote locations of sample collection. Indicate locations of doors, windows, indoor air contaminant sources and field instrument readings.

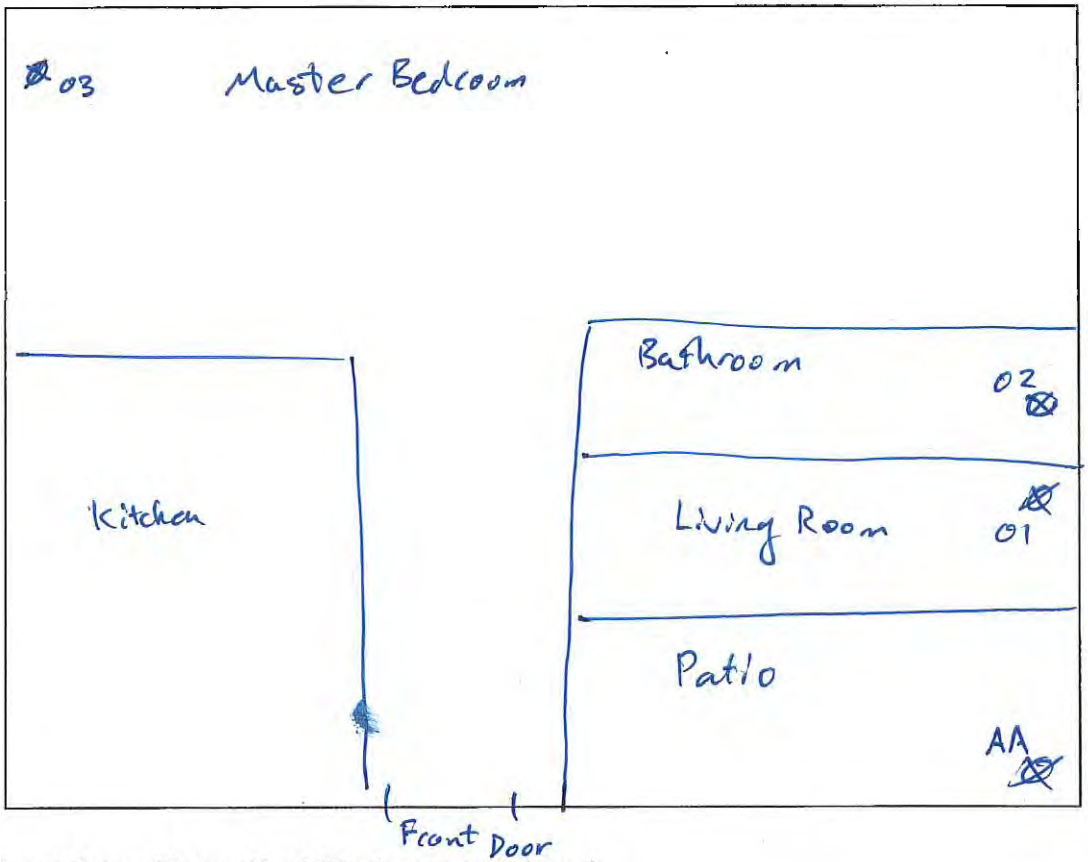

Primary Type of Energy Used (Check appropriate boxes)

☒ Natural Gas ☐ Fuel Oil ☐ Propane ☒ Electricity ☐ Wood ☐ Kerosene

Meteorological Conditions

Describe the general weather conditions during the indoor air sampling event.

Sunny

General Comments

Provide any other information that may be of importance in understanding the indoor air quality of this building.

* Developed based on guidelines set forth in the Guidance for the Evaluation and Mitigation of Subsurface Vapor Intrusion to Indoor Air (DTSC, 2011).

BULDING SURVEY FORM*

Bldg No.: 10.22

Occupant of Building [redacted]

Address [redacted]

City [redacted]

Field Investigator Mobin Mahmoudi Date 08/09/2022

Field Instrument Reading	Photo No.	Measurement Location (Ambient Air, Foundation Opening, or Consumer Product)	If Consumer Product, Potential Volatile Ingredients
142	1	10.22 - 01 - 081022 Living RM FL 2	—
191	2	10.22 - 02 - 081022 Bathroom FL2	—
224	3	10.22 - 03 - 081022 Master Bedroom FL 2	—
9	4	10.22 -AA - 081022 Patio	—

Comments:

*Developed based on guidelines set forth in the Guidance for the Evaluation and Mitigation of Subsurface Vapor Intrusion to Indoor Air (DTSC, 2011).

Note- Use PID as a screening tool to identify indoor air sources of VOCs in the rooms being sampled in addition to measuring background VOCs in the ambient air near a sampling canister. Avoid any room with potential significant indoor air sources that cannot be sealed or removed.

AIR SAMPLING LOG

Project Name: Former Ford Aeronutronics Facility
Project Number: 8622397108.01.1E
Start Date: 9/27/2022
Building IDs: 10.23

FIRST DAY OF SAMPLING

Sampler Name:	Chrissie Nims / Loc Tran	**Weather:**	sunny
Temperature:	83°F	**Barometric Pressure:**	29.83 inHg
Notes:	—		

SECOND DAY OF SAMPLING

Sampler Name:	Chrissie Nims / Loc Tran	**Weather:**	sunny
Temperature:	78°F	**Barometric Pressure:**	29.91 inHg
Notes:	—		

Shut-in Test	Sample ID	Sample Type	Sample Collection Point	Summa Canister ID	Flow Controller ID	Sampling Start			Sampling End			Comments (dup or rep)
						Start Canister Vacuum	Start Time	Start Date	End Canister Vacuum	End Time	End Date	
✓	10.23-01-092822	I	guest bath f12	D640	FC410	-30	1403	9/27/22	-11	1402	9/28/22	
✓	10.23-02-092822	I	master bedroom f12	D355	FC269	-30	1405	9/27/22	-8.5 *9 in loc	1403	9/28/22	
✓	10.23-03-092822	I	living room f12	D668	FC568	-30	1407	9/27/22	-4	1403	9/28/22	
✓	10.23-AA-092822	A	Front patio f12	D815	FC246	-30	1407	9/27/22	-2.5 -3 in loc	1404	9/28/22	

Bldg ID 10.23

BUILDING SURVEY FORM*

Preparer's Name: Chrissie Nims Date/Time Prepared: 9/27/22 1400
Affiliation: WSP Phone Number: [redacted]

Occupant Information

Occupant Name: [redacted] Interviewed: ☒ Yes ☐ No
Mailing Address: [redacted]
City: [redacted] State: CA Zip Code: ——
Phone [redacted] Email: ——

Owner/Landlord Information (Check if same as occupant ☒)

Occupant Name: _____ Interviewed: ☐ Yes ☐ No
Mailing Address: _____
City: _____ State: _____ Zip Code: _____
Phone: _____ Email: _____

Building Type (Check appropriate boxes)

☒ Residential ☒ Residential Duplex ☐ Apartment Building ☐ Mobile Home ☐ Commercial (office)
☐ Commercial (warehouse) ☐ Industrial ☐ Strip Mall ☐ Split Level ☐ Church ☐ School

Building Characteristics

Approximate Building Age (years): ~40 Number of Stories: 2 (residence on 2nd Fl)
Approximate Building Area (square feet): 1000 Number of Elevators: Ø

Foundation Type (Check appropriate boxes)

☒ Slab-on-Grade ☐ Crawl Space ☐ Basement

Basement Characteristics (Check appropriate boxes) N/A

☐ Dirt Floor ☐ Sealed ☐ Wet Surfaces ☐ Sump Pump ☐ Concrete Cracks ☐ Floor Drains

Factors Influencing Indoor Air Quality

Is there an attached garage?	☐ Yes	☒ No	
Is there smoking in the building?	☐ Yes	☒ No	
Is there new carpet or furniture?	☐ Yes	☒ No	Describe: _____
Have clothes or drapes been recently dry cleaned?	☐ Yes	☒ No	Describe: _____
Has painting or staining been done with the last six months?	☐ Yes	☒ No	Describe: _____
Has the building been recently remodeled?	☐ Yes	☒ No	Describe: _____
Has the building ever had a fire?	☐ Yes	☒ No	
Is there a hobby or craft area in the building?	☐ Yes	☒ No	Describe: _____
Is gun cleaner stored in the building?	☐ Yes	☒ No	
Is there a fuel oil tank on the property?	☐ Yes	☒ No	
Is there a septic tank on the property?	☐ Yes	☒ No	
Has the building been fumigated or sprayed for pests recently?	☒ Yes	☐ No	Describe: 1 week, RAID; Real Kill
Do any building occupants use solvents at work?	☐ Yes	☒ No	Describe: _____

* Developed based on guidelines set forth in the Guidance for the Evaluation and Mitigation of Subsurface Vapor Intrusion to Indoor Air (DTSC, 2011)

Bldg ID: 10,23

Sampling Locations

Draw the general floor plan of the building and denote locations of sample collection. Indicate locations of doors, windows, indoor air contaminant sources and field instrument readings.

Primary Type of Energy Used (Check appropriate boxes)

☒ Natural Gas ☐ Fuel Oil ☐ Propane ☒ Electricity ☐ Wood ☐ Kerosene

Meteorological Conditions

Describe the general weather conditions during the indoor air sampling event.

sunny - clear

General Comments

Provide any other information that may be of importance in understanding the indoor air quality of this building.

n/a

* Developed based on guidelines set forth in the Guidance for the Evaluation and Mitigation of Subsurface Vapor Intrusion to Indoor Air (DTSC, 2011).

BULDING SURVEY FORM*

Bldg No.: 10.23

Occupant of Building [redacted]

Address [redacted]

City [redacted]

Field Investigator Chrissie Nims / Loc Tran Date 9/27/22

Field Instrument Reading	Photo No.	Measurement Location (Ambient Air, Foundation Opening, or Consumer Product)	If Consumer Product, Potential Volatile Ingredients
255	1	10.23-01-092822 guest bathroom, F12	clorox; comet used early in day
219	2	10.23-02-092822 master bedroom, F12	
168	3	10.23-03-092822 living room, F12	diffuser is years old
81	4	10.23-AA-092822 front patio, F12	

Comments:

N/A

*Developed based on guidelines set forth in the Guidance for the Evaluation and Mitigation of Subsurface Vapor Intrusion to Indoor Air (DTSC, 2011)

Note- Use PID as a screening tool to identify indoor air sources of VOCs in the rooms being sampled in addition to measuring background VOCs in the ambient air near a sampling canister. Avoid any room with potential significant indoor air sources that cannot be sealed or removed.

AIR SAMPLING LOG

Project Name: Former Ford Aeronutronics Facility
Project Number: 8622397108.01.1E
Start Date: 9/27/2022
Building IDs: 10,26

FIRST DAY OF SAMPLING

Sampler Name:	Chrissie N. & Loc T.	**Weather:**	sunny
Temperature:	74°F	**Barometric Pressure:**	29.98 in Hg
Notes:	—		

SECOND DAY OF SAMPLING

Sampler Name:	Chrissie N. & Loc T.	**Weather:**	mostly sunny
Temperature:	70°F	**Barometric Pressure:**	29.93 in Hg
Notes:	—		

Shut-in Test	Sample ID	Sample Type	Sample Collection Point	Summa Canister ID	Flow Controller ID	Sampling Start			Sampling End			Comments (dup or rep)
						Start Canister Vacuum	Start Time	Start Date	End Canister Vacuum	End Time	End Date	
✓	10.26-01-092822-M	I	Living Rm F1 I	D149	FC115	-30	1003	9/27/22	~~0936~~ -10	0936	9/28/22	
✓	10.26-02-092822-M	I	Bath Rm F1 I	D658	FC353	-30	1004	9/27/22	~~0936~~ -7	0936	9/28/22	
✓	10.26-03-092822-M	I	Master Bedroom F12	D751	FC51	-30	1000	9/27/22	-6	0938	9/28/22	
✓	10.26-AA-092822	A	Back Patio F1 I	D920	FC157	-30	1006	9/27/22	-7	0940	9/28/22	

Bldg ID: 10.26

BUILDING SURVEY FORM*

Preparer's Name: Chrissie Nims Date/Time Prepared: 9/27/22 0930
Affiliation: WSP Phone Number: [redacted]

Occupant Information

Occupant Name: [redacted] Interviewed: ☒ Yes ☐ No
Mailing Address: [redacted]
City: [redacted] State: CA Zip Code: —
Phone: [redacted] Email: —

Owner/Landlord Information (Check if same as occupant ☒)

Occupant Name: _____ Interviewed: ☐ Yes ☐ No
Mailing Address: _____
City: _____ State: _____ Zip Code: _____
Phone: _____ Email: _____

Building Type (Check appropriate boxes)

☒ Residential ☐ Residential Duplex ☐ Apartment Building ☐ Mobile Home ☐ Commercial (office)
☐ Commercial (warehouse) ☐ Industrial ☐ Strip Mall ☐ Split Level ☐ Church ☐ School

Building Characteristics

Approximate Building Age (years): 36 Number of Stories: 2
Approximate Building Area (square feet): 1750 Number of Elevators: Ø

Foundation Type (Check appropriate boxes)

☒ Slab-on-Grade ☐ Crawl Space ☐ Basement

Basement Characteristics (Check appropriate boxes) N/A

☐ Dirt Floor ☐ Sealed ☐ Wet Surfaces ☐ Sump Pump ☐ Concrete Cracks ☐ Floor Drains

Factors Influencing Indoor Air Quality

Is there an attached garage?	☒ Yes	☐ No	
Is there smoking in the building?	☐ Yes	☒ No	
Is there new carpet or furniture?	☐ Yes	☒ No	Describe: _____
Have clothes or drapes been recently dry cleaned?	☐ Yes	☒ No	Describe: _____
Has painting or staining been done with the last six months?	☐ Yes	☒ No	Describe: _____
Has the building been recently remodeled?	☐ Yes	☒ No	Describe: _____
Has the building ever had a fire?	☐ Yes	☒ No	
Is there a hobby or craft area in the building?	☐ Yes	☒ No	Describe: _____
Is gun cleaner stored in the building?	☐ Yes	☒ No	
Is there a fuel oil tank on the property?	☐ Yes	☒ No	
Is there a septic tank on the property?	☐ Yes	☒ No	
Has the building been fumigated or sprayed for pests recently?	☒ Yes	☐ No	Describe: ~2 weeks prior to sampling ants, orange oil; RAID
Do any building occupants use solvents at work?	☐ Yes	☒ No	Describe: _____

* Developed based on guidelines set forth in the Guidance for the Evaluation and Mitigation of Subsurface Vapor Intrusion to Indoor Air (DTSC 2011)

Bldg ID: 10.26

Sampling Locations

Draw the general floor plan of the building and denote locations of sample collection. Indicate locations of doors, windows, indoor air contaminant sources and field instrument readings.

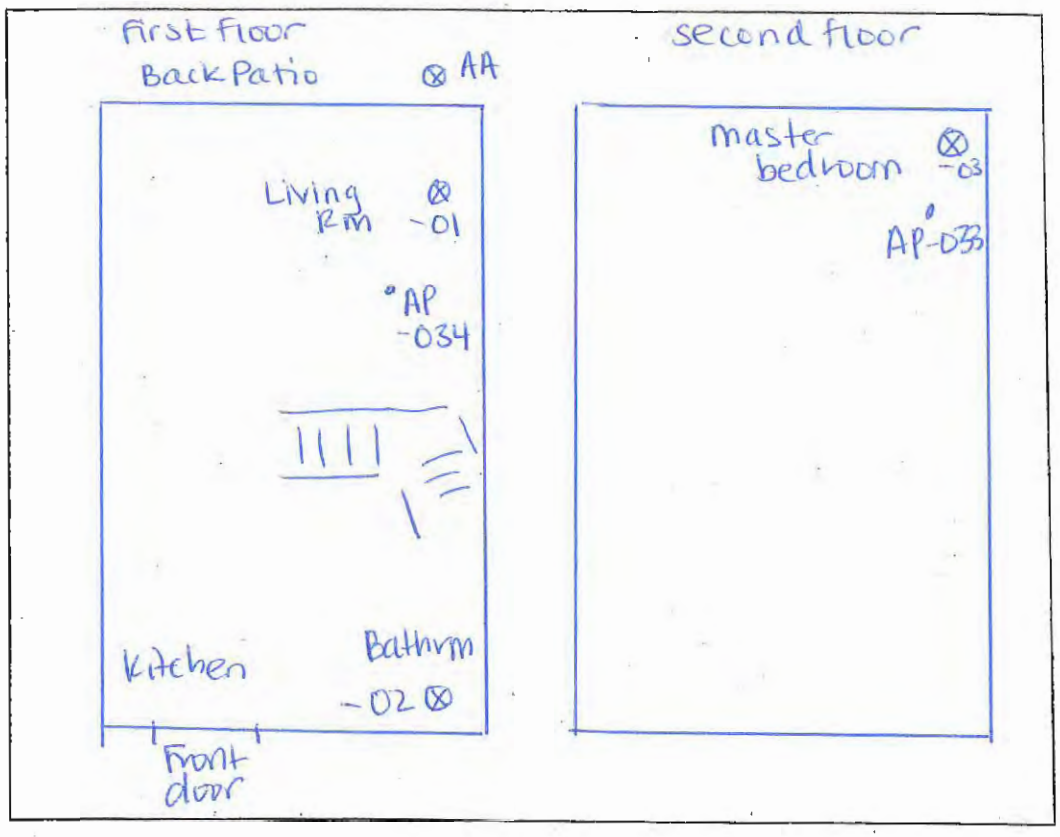

Primary Type of Energy Used (Check appropriate boxes)

☒ Natural Gas ☐ Fuel Oil ☐ Propane ☒ Electricity ☐ Wood ☐ Kerosene

Meteorological Conditions

Describe the general weather conditions during the indoor air sampling event.

sunny, clear

General Comments

Provide any other information that may be of importance in understanding the indoor air quality of this building.

NA

* Developed based on guidelines set forth in the Guidance for the Evaluation and Mitigation of Subsurface Vapor Intrusion to Indoor Air (DTSC, 2011).

BULDING SURVEY FORM*

Bldg No.: 10.26

Occupant of Building [redacted]

Address [redacted]

City [redacted]

Field Investigator Chrissie N. ; Loc. T. Date 9/27/22

Field Instrument Reading	Photo No.	Measurement Location (Ambient Air, Foundation Opening, or Consumer Product)	If Consumer Product, Potential Volatile Ingredients
91	1	10.26-01-092822-M Living Room F1	paint by number kit
77	2	10.26-02-092822-M Bathroom F1	N/A
116	3	10.26-03-092822-M Master Bedrm F1	some cleaning material in master bath - Lysol/409-type
69	4	10.26-AA-092822 Back Patio F1	N/A

Comments:

N/A

*Developed based on guidelines set forth in the Guidance for the Evaluation and Mitigation of Subsurface Vapor Intrusion to Indoor Air (DTSC, 2011).

Note- Use PID as a screening tool to identify indoor air sources of VOCs in the rooms being sampled in addition to measuring background VOCs in the ambient air near a sampling canister. Avoid any room with potential significant indoor air sources that cannot be sealed or removed.

wood.

AIR SAMPLING LOG

Project Name: Ford Newport Beach
Project Number: 8622397107.01.1E
Start Date: Tues 7/12/22
Building IDs: 10.37-M

FIRST DAY OF SAMPLING 7/12/22

Sampler Name:	Rachel Mills + Brianna Singh	Weather:	overcast to sunny
Temperature:	≃67°-74°F	Barometric Pressure:	
Notes:			

SECOND DAY OF SAMPLING Wed 7/13/22

Sampler Name:	Rachel Mills + Brianna Singh	Weather:	overcast morning to sunny
Temperature:	≃67°-74°F	Barometric Pressure:	
Notes:			

Shut-in Test (passed)	Sample ID	Sample Type	Sample Collection Point	Summa Canister ID	Flow Controller ID	Sampling Start			Sampling End			Comments (dup or rep)
						Start Canister Vacuum	Start Time	Start Date	End Canister Vacuum	End Time	End Date	
✓	10.37-01-071322-M	Indoor Air	Living Rm (1st FL)	D752	FC54	-30	0842	7/12/22	-5	0815	7/13/22	
✓	10.37-02-071322-M	"	Bathroom (1st FL)	D709	FC352	-30	0844	↓	-7	0817	↓	
✓	10.37-03-071322-M	"	Master Bed (2nd FL)	D395	FC135	-30	0839	↓	-4	0818	↓	
	10.37-AA-071322-M QM	Ambient Air	Back Patio (1st FL)	D883	FC329	-30	0848	↓	-8	0816	↓	

wood.

AIR SAMPLING LOG

Project Name: Former Ford Aeronutronic Facility
Project Number: 8622397108.01.1E
Start Date: 9/22/2022
Building IDs: 10.37

FIRST DAY OF SAMPLING

Sampler Name:	Loc Tran / Chandan Singh	**Weather:**	Sunny
Temperature:	78°F	**Barometric Pressure:**	29.95 in.
Notes:	–		

SECOND DAY OF SAMPLING

Sampler Name:	Loc Tran / Chandan Singh	**Weather:**	Sunny
Temperature:	79°F	**Barometric Pressure:**	29.93 in
Notes:	–		

Shut-in Test	Sample ID	Sample Type	Sample Collection Point	Summa Canister ID	Flow Controller ID	Sampling Start			Sampling End			Comments (dup or rep)
						Start Canister Vacuum	Start Time	Start Date	End Canister Vacuum	End Time	End Date	
✓	10.37-01-092322-M	I	Living Room Floor 1	D896	FC455	-30	1038	9/22/2022	-2	1034	9/23/2022	
✓	10.37-11-092322-M	I	Living Room Floor 1	D525	FC207	-30	1038	↓	-4	1034	↓	Dup.
✓	10.37-02-092322-M	I	Bathroom Floor 1	D531	FC170	-30	1040	↓	-8	1035	↓	
✓	10.37-03-092322-M	I	Master Bedroom Floor 2	SM062	FC47	-30	1042	↓	-5	1036	↓	
✓	10.37-AA-092322	A	Back Patio Floor 1	D171	FC172	-30	1045	↓	-6	1037	↓	

Bldg ID: 10.37

BUILDING SURVEY FORM*

Preparer's Name: Rachel Mills Date/Time Prepared: Tues 7/12/22
Affiliation: Wood E+IS, Inc Phone Number: [redacted] ≈0830

Occupant Information

Occupant Name: [redacted] Interviewed: ☑ Yes ☐ No
Mailing Address: Previously, not home during sampling
City: [redacted] State: CA Zip Code: [redacted]
Phone: [redacted] Email: [redacted]

Owner/Landlord Information (Check if same as occupant ☑)

Occupant Name: _____ Interviewed: ☐ Yes ☐ No
Mailing Address: _____
City: _____ State: _____ Zip Code: _____
Phone: _____ Email: _____

Building Type (Check appropriate boxes)

☑ Residential ☐ Residential Duplex ☑ Apartment Building ☐ Mobile Home ☐ Commercial (office)
☐ Commercial (warehouse) ☐ Industrial ☐ Strip Mall ☐ Split Level ☐ Church ☐ School

Building Characteristics

Approximate Building Age (years): ≈35 yrs Number of Stories: 2 stories
Approximate Building Area (square feet): 1,839 ft² Number of Elevators: Ø

Foundation Type (Check appropriate boxes)

☑ Slab-on-Grade ☐ Crawl Space ☐ Basement

Basement Characteristics (Check appropriate boxes) NA

☐ Dirt Floor ☐ Sealed ☐ Wet Surfaces ☐ Sump Pump ☐ Concrete Cracks ☐ Floor Drains

Factors Influencing Indoor Air Quality

Is there an attached garage?	☑ Yes	☐ No	
Is there smoking in the building?	☐ Yes	☑ No	
Is there new carpet or furniture?	☐ Yes	☑ No	Describe:
Have clothes or drapes been recently dry cleaned?	☐ Yes	☑ No	Describe:
Has painting or staining been done with the last six months?	☐ Yes	☑ No	Describe:
Has the building been recently remodeled?	☐ Yes	☑ No	Describe:
Has the building ever had a fire?	☐ Yes	☑ No	
Is there a hobby or craft area in the building?	☐ Yes	☑ No	Describe:
Is gun cleaner stored in the building?	☐ Yes	☑ No	
Is there a fuel oil tank on the property?	☐ Yes	☑ No	
Is there a septic tank on the property?	☐ Yes	☑ No	
Has the building been fumigated or sprayed for pests recently?	☐ Yes	☑ No	Describe:
Do any building occupants use solvents at work?	☐ Yes	☑ No	Describe:

* Developed based on guidelines set forth in the Guidance for the Evaluation and Mitigation of Subsurface Vapor Intrusion to Indoor Air (DTSC, 2011).

Bldg ID: 10.37
Tues 7/12/22
RM/BS

Sampling Locations

Draw the general floor plan of the building and denote locations of sample collection. Indicate locations of doors, windows, indoor air contaminant sources and field instrument readings.

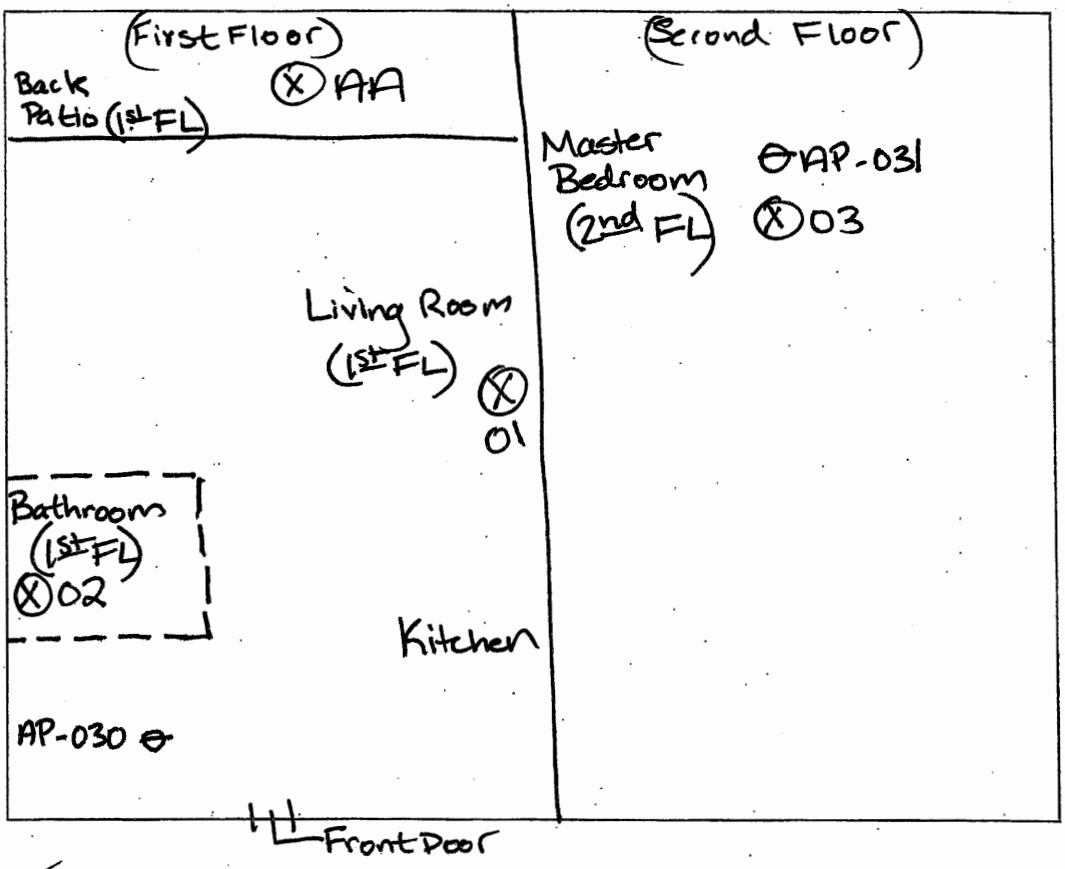

Primary Type of Energy Used (Check appropriate boxes)

☑ Natural Gas ☐ Fuel Oil ☐ Propane ☑ Electricity ☐ Wood ☐ Kerosene

Meteorological Conditions

Describe the general weather conditions during the indoor air sampling event.
overcast morning to sunny

General Comments

Provide any other information that may be of importance in understanding the indoor air quality of this building.

NA

* Developed based on guidelines set forth in the Guidance for the Evaluation and Mitigation of Subsurface Vapor Intrusion to Indoor Air (DTSC, 2011).

BULDING SURVEY FORM*

Bldg No.: 10.37-M

Occupant of Building [redacted]

Address [redacted]

City [redacted]

Field Investigator R. Mills + B. Singh Date 7/12/22

Field Instrument Reading (ppb)	Photo No.	Measurement Location (Ambient Air, Foundation Opening, or Consumer Product)	If Consumer Product, Potential Volatile Ingredients
63	1	10.37-01-071322-M Living Room (first floor)	
69	2	10.37-02-071322-m Bathroom (first floor)	
63	3	10.37-03-071322-m Master Bedroom (second floor)	
53	4	10.37-AA-071322-m Back Patio (first floor)	

Comments:

NA

BRM

*Developed based on guidelines set forth in the Guidance for the Evaluation and Mitigation of Subsurface Vapor Intrusion to Indoor Air (DTSC, 2011).

Note- Use PID as a screening tool to identify indoor air sources of VOCs in the rooms being sampled in addition to measuring background VOCs in the ambient air near a sampling canister. Avoid any room with potential significant indoor air sources that cannot be sealed or removed.

Bldg ID: 10317

BUILDING SURVEY FORM*

Preparer's Name: [illegible] Date/Time Prepared: 9-22-2022/1030
Affiliation: Wood Phone Number: [redacted]

Occupant Information

Occupant Name: [redacted] Interviewed: ☒ Yes ☒ No
Mailing Address: [redacted]
City: [redacted] State: CA Zip Code: _____
Phone: [redacted] Email: _____

Owner/Landlord Information (Check if same as occupant ☒)

Occupant Name: _____ Interviewed: ☐ Yes ☐ No
Mailing Address: _____
City: _____ State: _____ Zip Code: _____
Phone: _____ Email: _____

Building Type (Check appropriate boxes)

☒ Residential ☒ Residential Duplex ☐ Apartment Building ☐ Mobile Home ☐ Commercial (office)
☐ Commercial (warehouse) ☐ Industrial ☐ Strip Mall ☐ Split Level ☐ Church ☐ School

Building Characteristics

Approximate Building Age (years): 38 Number of Stories: 2
Approximate Building Area (square feet): 1741 Number of Elevators: 0

Foundation Type (Check appropriate boxes)

☒ Slab-on-Grade ☐ Crawl Space ☐ Basement

Basement Characteristics (Check appropriate boxes) N/A

☐ Dirt Floor ☐ Sealed ☐ Wet Surfaces ☐ Sump Pump ☐ Concrete Cracks ☐ Floor Drains

Factors Influencing Indoor Air Quality

Is there an attached garage?	☒ Yes	☐ No	
Is there smoking in the building?	☐ Yes	☒ No	
Is there new carpet or furniture?	☐ Yes	☒ No	Describe: _____
Have clothes or drapes been recently dry cleaned?	☐ Yes	☒ No	Describe: _____
Has painting or staining been done with the last six months?	☐ Yes	☒ No	Describe: _____
Has the building been recently remodeled?	☐ Yes	☒ No	Describe: _____
Has the building ever had a fire?	☐ Yes	☒ No	
Is there a hobby or craft area in the building?	☐ Yes	☒ No	Describe: _____
Is gun cleaner stored in the building?	☐ Yes	☒ No	
Is there a fuel oil tank on the property?	☐ Yes	☒ No	
Is there a septic tank on the property?	☐ Yes	☒ No	
Has the building been fumigated or sprayed for pests recently?	☐ Yes	☒ No	Describe: _____
Do any building occupants use solvents at work?	☐ Yes	☒ No	Describe: _____

* Developed based on guidelines set forth in the Guidance for the Evaluation and Mitigation of Subsurface Vapor Intrusion to Indoor Air (DTSC, 2011).

Bldg ID: 1037

Sampling Locations

Draw the general floor plan of the building and denote locations of sample collection. Indicate locations of doors, windows, indoor air contaminant sources and field instrument readings.

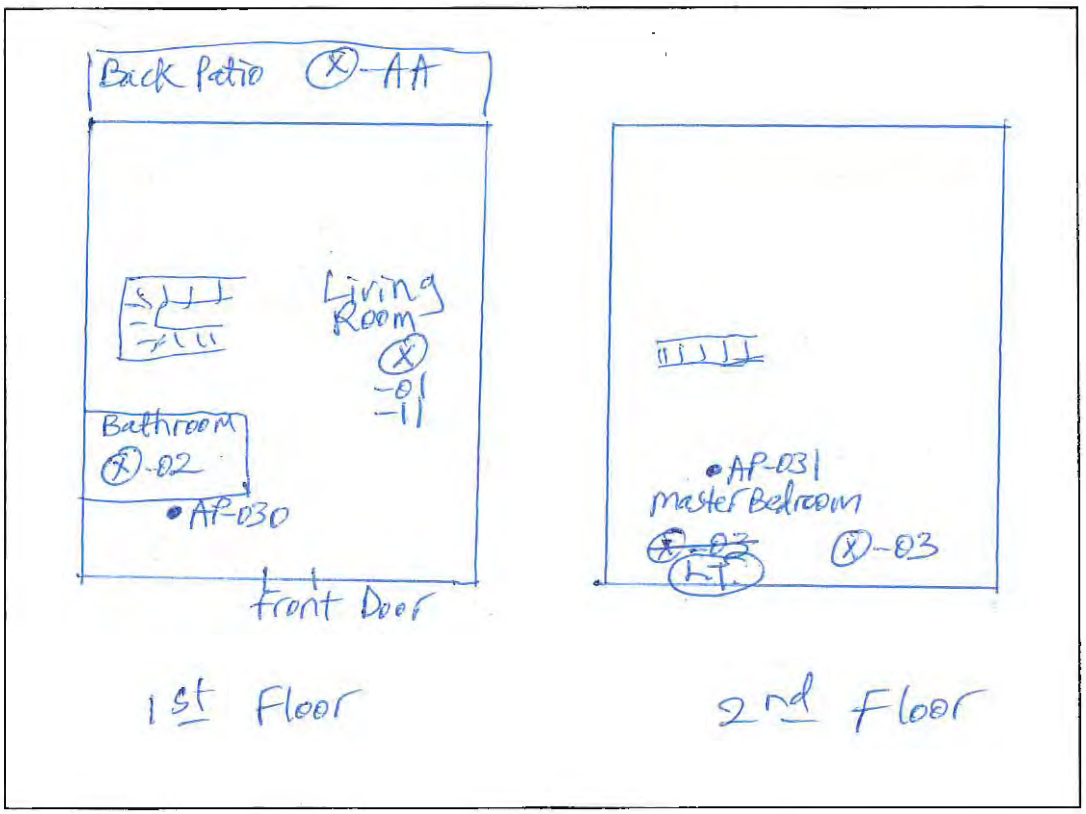

Primary Type of Energy Used (Check appropriate boxes)

☒ Natural Gas ☐ Fuel Oil ☐ Propane ☒ Electricity ☐ Wood ☐ Kerosene

Meteorological Conditions

Describe the general weather conditions during the indoor air sampling event.

Sunny

General Comments

Provide any other information that may be of importance in understanding the indoor air quality of this building.

Home owner was not home. Record was based on past history and observation.

* Developed based on guidelines set forth in the Guidance for the Evaluation and Mitigation of Subsurface Vapor Intrusion to Indoor Air (DTSC, 2011).

BULDING SURVEY FORM*

Bldg No.: 10-37

Occupant of Building [redacted]

Address [redacted]

City [redacted]

Field Investigator Loc. Tran Date 9/22/2022

Field Instrument Reading	Photo No.	Measurement Location (Ambient Air, Foundation Opening, or Consumer Product)	If Consumer Product, Potential Volatile Ingredients
29	1	10.37-01-092322-M 10.37-11-092322-M Living Room 1st Floor	None
27	2	10.37-02-092322-M Bathroom 1st Floor	↓
21	3	10.37-03-092322-M Master Bedroom 2nd Floor	↓
38	4	10.37-AA-092322 Back Patio 1st Floor	↓

Comments:

None

*Developed based on guidelines set forth in the Guidance for the Evaluation and Mitigation of Subsurface Vapor Intrusion to Indoor Air (DTSC, 2011).

Note- Use PID as a screening tool to identify indoor air sources of VOCs in the rooms being sampled in addition to measuring background VOCs in the ambient air near a sampling canister. Avoid any room with potential significant indoor air sources that cannot be sealed or removed.

wood.

AIR SAMPLING LOG

Project Name: Ford Newport Beach
Project Number: 8622397107.01.1E
Start Date: Th 6/30/22
Building IDs: 10.42

FIRST DAY OF SAMPLING Th 6/30/22

Sampler Name:	Rachel Mills + Tyler Barrows	Weather:	overcast morning to sunny, clear, and warm afternoon
Temperature:		Barometric Pressure:	
Notes:			

SECOND DAY OF SAMPLING Fri 7/01/22

Sampler Name:	Rachel Mills + Tyler Barrows	Weather:	overcast morning to sunny, clear, and warm afternoon
Temperature:		Barometric Pressure:	
Notes:			

Shut-in Test (passed)	Sample ID	Sample Type	Sample Collection Point	Summa Canister ID	Flow Controller ID	Sampling Start			Sampling End			Comments (dup or rep)
						Start Canister Vacuum	Start Time	Start Date	End Canister Vacuum	End Time	End Date	
✓	10.42-01-070122	Indoor Air	Living Rm (2nd FL)	D576	FC263	-30	1400	6/30/22	-8	1402	7/01/22	
✓	10.42-02-070122	↓	Bathroom (2nd FL)	SIM062	FC339	-30	1402	↓	-5	1403	↓	
✓	10.42-03-070122	↓	Master Bed (2nd FL)	D129	FC396	-30	1403	↓	-1	1404	↓	
✓	10.42-AA-070122	Ambient Air	Porch (2nd FL)	D122	FC432	-30	1405	↓	-5	1406	↓	

Bldg ID: 10.42
6 mo. Resample

BUILDING SURVEY FORM*

Preparer's Name: Rachel Mills Date/Time Prepared: Th 6/30/22 (≈1400)
Affiliation: Wood E+IS, Inc. Phone Number: [redacted]

Occupant Information

Occupant Name: [redacted] Interviewed: ☑ Yes ☐ No
Mailing Address: [redacted]
City: [redacted] State: CA Zip Code: [redacted]
Phone: [redacted] Email:

Owner/Landlord Information (Check if same as occupant ☑)

Occupant Name: Interviewed: ☐ Yes ☐ No
Mailing Address:
City: State: Zip Code:
Phone: Email:

Building Type (Check appropriate boxes)

☑ Residential ☐ Residential Duplex ☑ Apartment Building ☐ Mobile Home ☐ Commercial (office)
☐ Commercial (warehouse) ☐ Industrial ☐ Strip Mall ☐ Split Level ☐ Church ☐ School

Building Characteristics

Approximate Building Age (years): 1983 (≈39 yrs) Number of Stories: 2 storys (2nd Floor)
Approximate Building Area (square feet): ≈4,300 ft² Number of Elevators: Ø

Foundation Type (Check appropriate boxes)

☑ Slab-on-Grade ☐ Crawl Space ☐ Basement

Basement Characteristics (Check appropriate boxes) NA

☐ Dirt Floor ☐ Sealed ☐ Wet Surfaces ☐ Sump Pump ☐ Concrete Cracks ☐ Floor Drains

Factors Influencing Indoor Air Quality

Is there an attached garage?	☑ Yes	☐ No	
Is there smoking in the building?	☐ Yes	☑ No	
Is there new carpet or furniture?	☐ Yes	☑ No	Describe:
Have clothes or drapes been recently dry cleaned?	☐ Yes	☑ No	Describe:
Has painting or staining been done with the last six months?	☐ Yes	☑ No	Describe:
Has the building been recently remodeled?	☐ Yes	☑ No	Describe:
Has the building ever had a fire?	☐ Yes	☑ No	
Is there a hobby or craft area in the building?	☐ Yes	☑ No	Describe:
Is gun cleaner stored in the building?	☐ Yes	☑ No	
Is there a fuel oil tank on the property?	☐ Yes	☑ No	
Is there a septic tank on the property?	☐ Yes	☑ No	
Has the building been fumigated or sprayed for pests recently?	☐ Yes	☑ No	Describe:
Do any building occupants use solvents at work?	☐ Yes	☑ No	Describe:

* Developed based on guidelines set forth in the Guidance for the Evaluation and Mitigation of Subsurface Vapor Intrusion to Indoor Air (DTSC, 2011).

Bldg ID: 10.42

6 mo Resample
Th 6/30/22
Rm/TB

Sampling Locations

Draw the general floor plan of the building and denote locations of sample collection. Indicate locations of doors, windows, indoor air contaminant sources and field instrument readings.

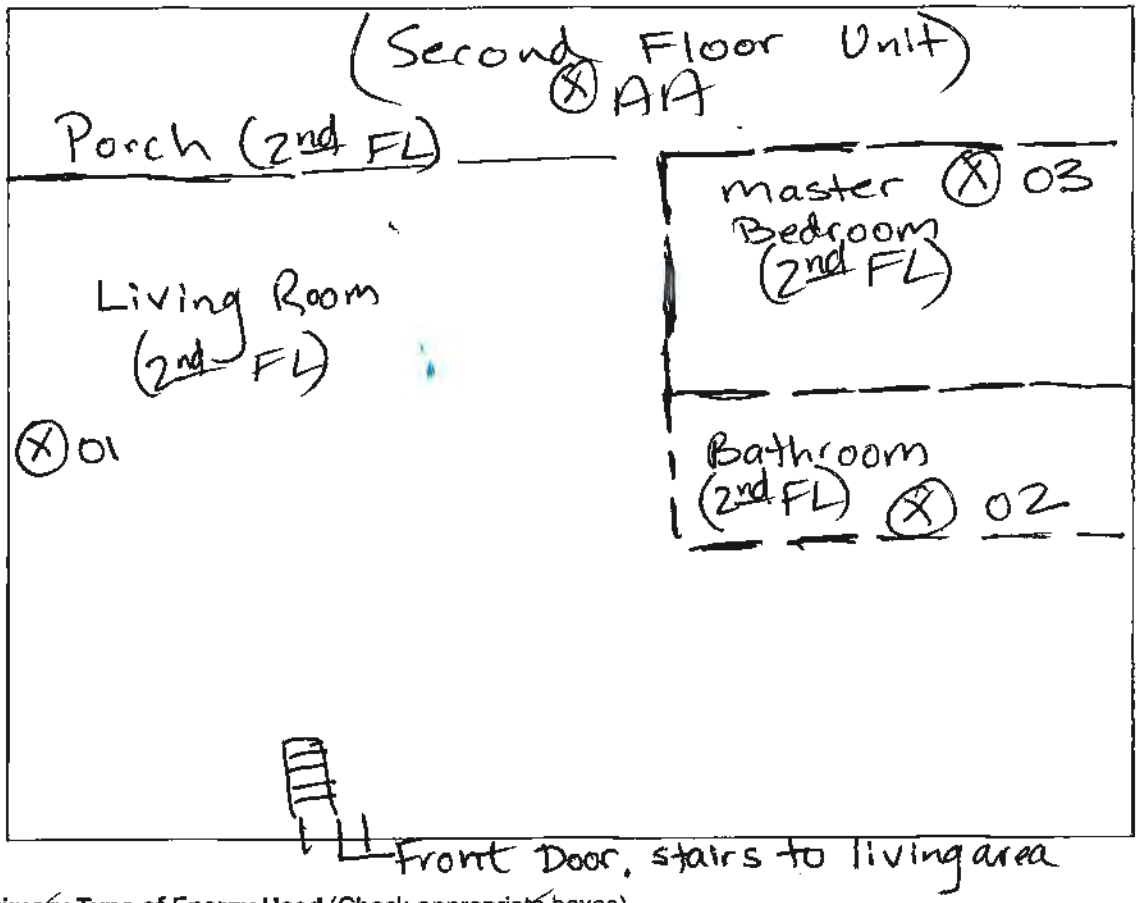

Primary Type of Energy Used (Check appropriate boxes)

☑ Natural Gas ☐ Fuel Oil ☐ Propane ☑ Electricity ☐ Wood ☐ Kerosene

Meteorological Conditions

Describe the general weather conditions during the indoor air sampling event.
overcast morning to sunny + warm

General Comments

Provide any other information that may be of importance in understanding the indoor air quality of this building.
N/A

* Developed based on guidelines set forth in the Guidance for the Evaluation and Mitigation of Subsurface Vapor Intrusion to Indoor Air (DTSC, 2011).

BULDING SURVEY FORM*

Bldg No.: 10.42
6 mo Resample

Occupant of Building [redacted]

Address [redacted]

City [redacted]

Field Investigator R. Mills + T. Barrows Date Th 6/30/22

Field Instrument Reading (ppb)	Photo No.	Measurement Location (Ambient Air, Foundation Opening, or Consumer Product)	If Consumer Product, Potential Volatile Ingredients
55	1	10.42-01-070122 Living Room (2nd Floor)	
53	2	10.42-02-070122 Bathroom (2nd Floor)	
129	3	10.42-03-070122 Master Bedroom (2nd Floor)	
44	4	10.42-AA-070122 Porch (2nd Floor)	

Comments:

NA

*Developed based on guidelines set forth in the Guidance for the Evaluation and Mitigation of Subsurface Vapor Intrusion to Indoor Air (DTSC, 2011).

Note- Use PID as a screening tool to identify indoor air sources of VOCs in the rooms being sampled in addition to measuring background VOCs in the ambient air near a sampling canister. Avoid any room with potential significant indoor air sources that cannot be sealed or removed.

wood.

AIR SAMPLING LOG

Project Name: Ford Newport Beach
Project Number: 8622397107.01.1E
Start Date: 07/21/22
Building IDs: 10.72

FIRST DAY OF SAMPLING

Sampler Name:	Casey Polon + Loc Tran	**Weather:**	~~68~~ partly cloudy
Temperature:	68°F	**Barometric Pressure:**	29.97 inHg
Notes:	—		

SECOND DAY OF SAMPLING

Sampler Name:	Casey Polon + Loc Tran	**Weather:**	cloudy
Temperature:	69°F	**Barometric Pressure:**	29.89 inHg
Notes:	—		

Shut-in Test	Sample ID	Sample Type	Sample Collection Point	Summa Canister ID	Flow Controller ID	Sampling Start			Sampling End			Comments (dup or rep)
						Start Canister Vacuum	Start Time	Start Date	End Canister Vacuum	End Time	End Date	
X	10.72-01-072222	IA	bedroom FL2	D909	FC340	-30	0810	7/21/22	-4	0811	7/22/22	
X	10.72-02-072222	IA	livingrm FL2	D123	FC207	-30	0811	7/21/22	-5	0811	7/22/22	
X	10.72-03-072222	IA	bathroom FL2	D551	FC394	-30	0813	7/21/22	-8	0811	7/22/22	
X	10.72-AA-072222	AA	patio FL2	D579	FC42	-30	0815	7/21/22	-6	0812	7/22/22	

Bldg ID: 10.72

BUILDING SURVEY FORM*

Preparer's Name: Casey Polen Date/Time Prepared: 7/21/22 0800
Affiliation: Wood Phone Number: [redacted]

Occupant Information

Occupant Name: [redacted] Interviewed: ☐ Yes ☐ No
Mailing Address: [redacted]
City: [redacted] State: CA Zip Code: [redacted]
Phone [redacted] Email:

Owner/Landlord Information (Check if same as occupant ☒)

Occupant Name: Interviewed: ☐ Yes ☐ No
Mailing Address:
City: State: Zip Code:
Phone: Email:

Building Type (Check appropriate boxes)

☒ Residential ☐ Residential Duplex ☐ Apartment Building ☐ Mobile Home ☐ Commercial (office)
☐ Commercial (warehouse) ☐ Industrial ☐ Strip Mall ☐ Split Level ☐ Church ☐ School

Building Characteristics

Approximate Building Age (years): 38 Number of Stories: 1, unit on 2nd floor
Approximate Building Area (square feet): 830 Number of Elevators: 0

Foundation Type (Check appropriate boxes)

☒ Slab-on-Grade ☐ Crawl Space ☐ Basement

Basement Characteristics (Check appropriate boxes) n/a

☐ Dirt Floor ☐ Sealed ☐ Wet Surfaces ☐ Sump Pump ☐ Concrete Cracks ☐ Floor Drains

Factors Influencing Indoor Air Quality

Is there an attached garage?	☐ Yes	☒ No	
Is there smoking in the building?	☐ Yes	☒ No	
Is there new carpet or furniture?	☒ Yes	☐ No	Describe: new chair
Have clothes or drapes been recently dry cleaned?	☒ Yes	☐ No	Describe: minimal clothes
Has painting or staining been done with the last six months?	☒ Yes	☐ No	Describe: doors have been painted
Has the building been recently remodeled?	☐ Yes	☒ No	Describe:
Has the building ever had a fire?	☐ Yes	☒ No	
Is there a hobby or craft area in the building?	☐ Yes	☒ No	Describe:
Is gun cleaner stored in the building?	☐ Yes	☒ No	
Is there a fuel oil tank on the property?	☐ Yes	☒ No	
Is there a septic tank on the property?	☐ Yes	☒ No	
Has the building been fumigated or sprayed for pests recently?	☐ Yes	☒ No	Describe:
Do any building occupants use solvents at work?	☐ Yes	☒ No	Describe:

* Developed based on guidelines set forth in the Guidance for the Evaluation and Mitigation of Subsurface Vapor Intrusion to Indoor Air (DTSC, 2011).

Bldg ID: 10.72

Sampling Locations

Draw the general floor plan of the building and denote locations of sample collection. Indicate locations of doors, windows, indoor air contaminant sources and field instrument readings.

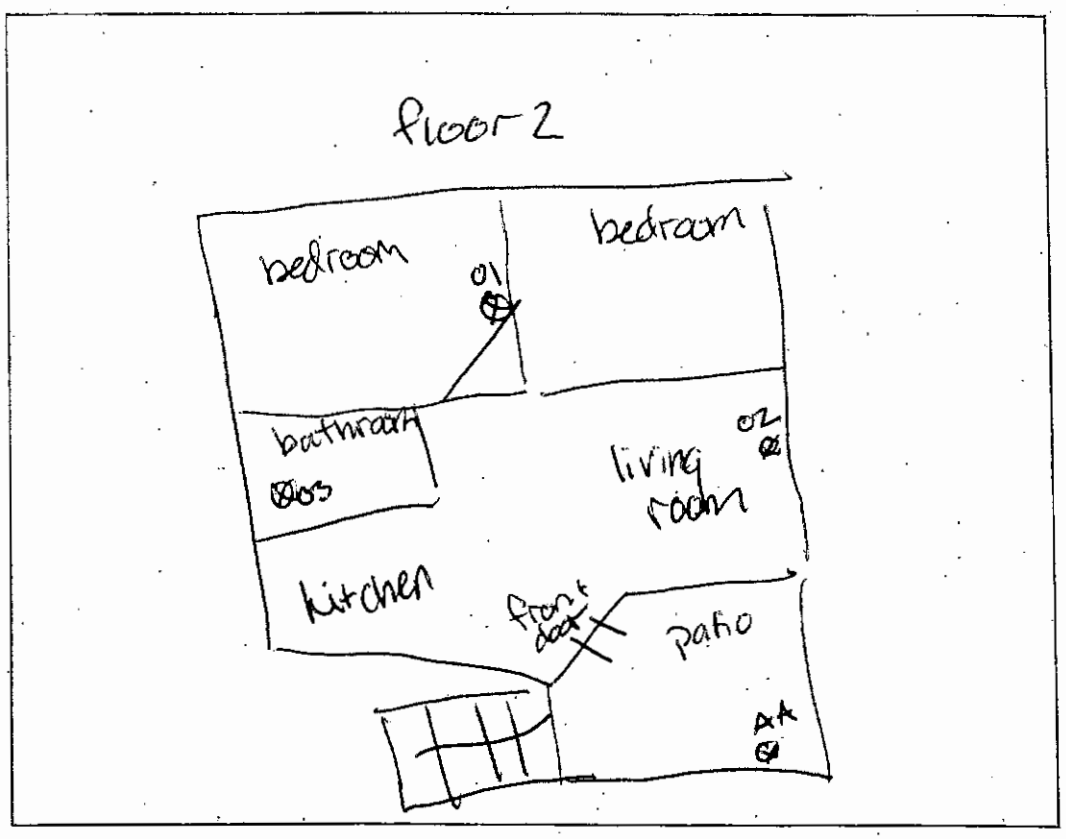

Primary Type of Energy Used (Check appropriate boxes)

☒ Natural Gas ☐ Fuel Oil ☐ Propane ☒ Electricity ☐ Wood ☐ Kerosene

Meteorological Conditions

Describe the general weather conditions during the indoor air sampling event.

mostly sunny

General Comments

Provide any other information that may be of importance in understanding the indoor air quality of this building.

* Developed based on guidelines set forth in the Guidance for the Evaluation and Mitigation of Subsurface Vapor Intrusion to Indoor Air (DTSC, 2011).

BULDING SURVEY FORM*

Bldg No.: 10.72

Occupant of Building [redacted]

Address [redacted]

City [redacted]

Field Investigator Casey Polon + Loc Tran Date 07/21/22

Field Instrument Reading	Photo No.	Measurement Location (Ambient Air, Foundation Opening, or Consumer Product)	If Consumer Product, Potential Volatile Ingredients
152	1	10.72-01-072222, Bedroom FL2	recently sprayed w/ cleaner
0	2	10.72-02-072222, living room FL2	
52	3	10.72-03-072222, bathroom, FL2	perfumes
0	4	10.72-AA-072222, patio FL2	

Comments:

occupant recently cleaned w/ glass cleaner

*Developed based on guidelines set forth in the Guidance for the Evaluation and Mitigation of Subsurface Vapor Intrusion to Indoor Air (DTSC, 2011).

Note- Use PID as a screening tool to identify indoor air sources of VOCs in the rooms being sampled in addition to measuring background VOCs in the ambient air near a sampling canister. Avoid any room with potential significant indoor air sources that cannot be sealed or removed.

wood.

AIR SAMPLING LOG

Project Name: Ford Newport Beach
Project Number: 8622397107.01.1E
Start Date: Tues 7/12/22
Building IDs: 10.78 Conf. Sampling

FIRST DAY OF SAMPLING Tues 7/12/22

Sampler Name:	Rachel Mills + Brianna Singh	Weather:	overcast morning to sunny
Temperature:	≈ 72°F	Barometric Pressure:	
Notes:	AP Units OFF		

SECOND DAY OF SAMPLING Wed 7/13/22

Sampler Name:	Rachel Mills + Brianna Singh	Weather:	overcast morning to sunny
Temperature:	≈ 72°F	Barometric Pressure:	
Notes:	AP Units OFF		

Shut-in Test (passed)	Sample ID	Sample Type	Sample Collection Point	Summa Canister ID	Flow Controller ID	Sampling Start			Sampling End			Comments (dup or rep)
						Start Canister Vacuum	Start Time	Start Date	End Canister Vacuum	End Time	End Date	
✓	10.78-01-071322	Indoor Air	Living Rm (1st FL)	D713	FC389	-30	1059	7/12/22	-5	1056	7/13/22	
✓	10.78-02-071322	"	Bathroom (1st FL)	D937	FC375	-30	1102	↓	-2	1057	↓	
✓	10.78-03-071322	"	Master Bedrm (1st FL)	D525	FC164	-30	1104	↓	-5	1058	↓	
✓	10.78-AA-071322	Ambient Air.	Patio (1st FL)	D530	FC58	-30	1105	↓	-3	1059	↓	

Bldg ID: 10.78
Conf. Sampling

BUILDING SURVEY FORM*

Preparer's Name: Rachel Mills
Affiliation: Wood E+IS, Inc.
Date/Time Prepared: Tues 7/12/22 (~1100)
Phone Number: [redacted]

Occupant Information

Occupant Name: [redacted] Interviewed: ☑ Yes ☐ No
Mailing Address: [redacted]
City: [redacted] State: CA Zip Code: [redacted]
Phone: [redacted] Email: [redacted]

Owner/Landlord Information (Check if same as occupant ☑)

Occupant Name: _____ Interviewed: ☐ Yes ☐ No
Mailing Address: _____
City: _____ State: _____ Zip Code: _____
Phone: _____ Email: _____

Building Type (Check appropriate boxes)

☑ Residential ☐ Residential Duplex ☑ Apartment Building ☐ Mobile Home ☐ Commercial (office)
☐ Commercial (warehouse) ☐ Industrial ☐ Strip Mall ☐ Split Level ☐ Church ☐ School

Building Characteristics

Approximate Building Age (years): ≃35 yrs Number of Stories: 1 story first floor
Approximate Building Area (square feet): ≃1,200 ft² Number of Elevators: Ø

Foundation Type (Check appropriate boxes)

☑ Slab-on-Grade ☐ Crawl Space ☐ Basement

Basement Characteristics (Check appropriate boxes) NA

☐ Dirt Floor ☐ Sealed ☐ Wet Surfaces ☐ Sump Pump ☐ Concrete Cracks ☐ Floor Drains

Factors Influencing Indoor Air Quality

Is there an attached garage?	☑ Yes	☐ No	
Is there smoking in the building?	☐ Yes	☑ No	→ Outside on Patio
Is there new carpet or furniture?	☐ Yes	☑ No	Describe: _____
Have clothes or drapes been recently dry cleaned?	☐ Yes	☑ No	Describe: _____
Has painting or staining been done with the last six months?	☐ Yes	☑ No	Describe: _____
Has the building been recently remodeled?	☐ Yes	☑ No	Describe: _____
Has the building ever had a fire?	☐ Yes	☑ No	
Is there a hobby or craft area in the building?	☐ Yes	☑ No	Describe: _____
Is gun cleaner stored in the building?	☐ Yes	☑ No	
Is there a fuel oil tank on the property?	☐ Yes	☑ No	
Is there a septic tank on the property?	☐ Yes	☑ No	
Has the building been fumigated or sprayed for pests recently?	☐ Yes	☑ No	Describe: _____
Do any building occupants use solvents at work?	☐ Yes	☑ No	Describe: _____

* Developed based on guidelines set forth in the Guidance for the Evaluation and Mitigation of Subsurface Vapor Intrusion to Indoor Air (DTSC, 2011).

Bldg ID: 10.78
Tues 7/12/22
Rm/BS

Sampling Locations

Draw the general floor plan of the building and denote locations of sample collection. Indicate locations of doors, windows, indoor air contaminant sources and field instrument readings.

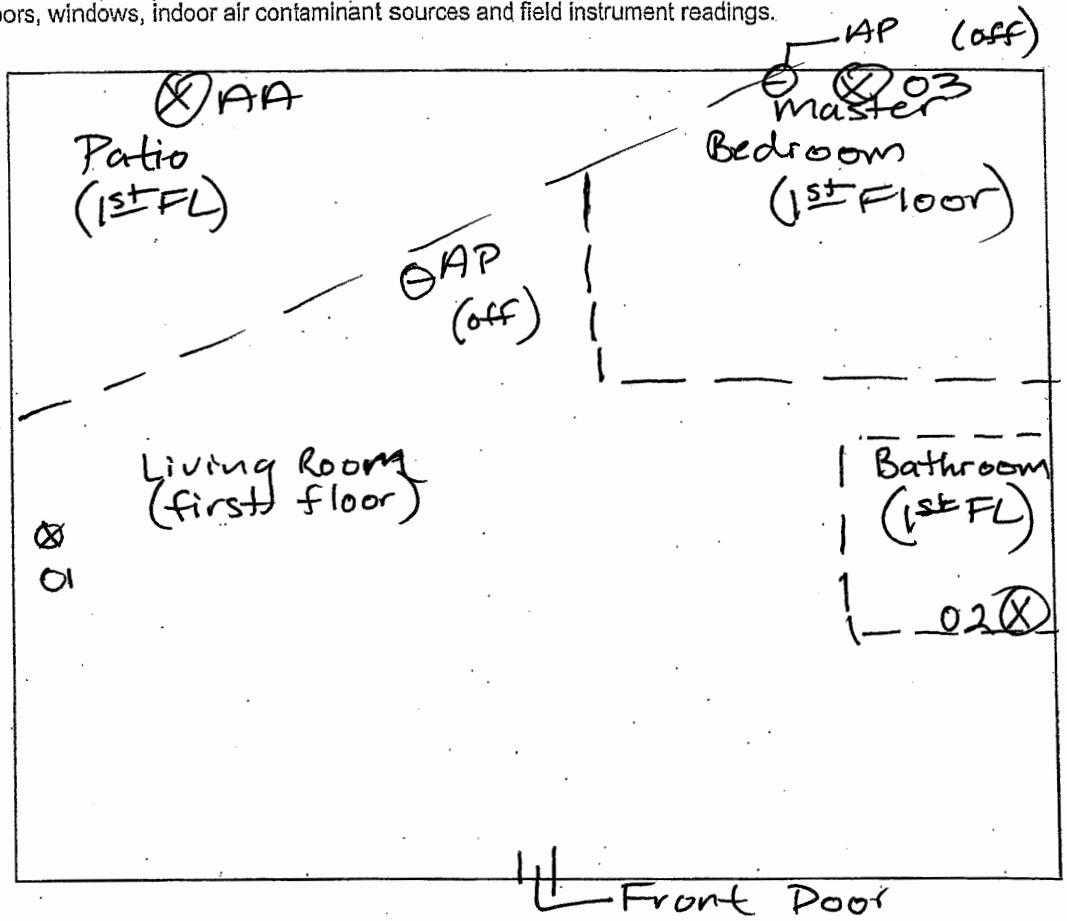

Primary Type of Energy Used (Check appropriate boxes)

☑ Natural Gas ☐ Fuel Oil ☐ Propane ☑ Electricity ☐ Wood ☐ Kerosene

Meteorological Conditions

Describe the general weather conditions during the indoor air sampling event.
overcast morning to sunny afternoon

General Comments

Provide any other information that may be of importance in understanding the indoor air quality of this building.
Note: Air Purifier Units (AP's) are NOT in use at time of sampling. Occupants state that units are NOT typically used when they are in the residence.

* Developed based on guidelines set forth in the Guidance for the Evaluation and Mitigation of Subsurface Vapor Intrusion to Indoor Air (DTSC, 2011).

BULDING SURVEY FORM*

Bldg No.: 10.78-M

Occupant of Building [redacted]

Address [redacted]

City [redacted]

Field Investigator R.Mills + B. Singh Date Tues 7/12/22 PM

Field Instrument Reading (ppb)	Photo No.	Measurement Location (Ambient Air, Foundation Opening, or Consumer Product)	If Consumer Product, Potential Volatile Ingredients
96	1	10.78-01-071322 Living Room (1st Floor)	
155	2	10.78-02-071322 Bathroom (1st Floor)	
222	3	10.78-03-071322 Master Bedroom (1st Floor)	
63	4	10.78-AA-071322 Patio (First Floor)	

Comments:

Air Purifiers (AP's) Not in use + specifically for sampling event.

*Developed based on guidelines set forth in the Guidance for the Evaluation and Mitigation of Subsurface Vapor Intrusion to Indoor Air (DTSC, 2011).

Note- Use PID as a screening tool to identify indoor air sources of VOCs in the rooms being sampled in addition to measuring background VOCs in the ambient air near a sampling canister. Avoid any room with potential significant indoor air sources that cannot be sealed or removed.

wood.

AIR SAMPLING LOG

Project Name: Ford Newport Beach
Project Number: 86223971 07.01.1E
Start Date: Th 6/30/22
Building IDs: 10.80

FIRST DAY OF SAMPLING Th 6/30/22

Sampler Name:	Rachel Mills + Tyler Barrows	Weather:	overcast morning to sunny, clear, + warm afternoon
Temperature:		Barometric Pressure:	
Notes:			

SECOND DAY OF SAMPLING Fri 7/1/22

Sampler Name:	Rachel Mills + Tyler Barrows	Weather:	overcast morning to sunny, clear, warm afternoon
Temperature:		Barometric Pressure:	
Notes:			

Shut-in Test (passed)	Sample ID	Sample Type	Sample Collection Point	Summa Canister ID	Flow Controller ID	Sampling Start			Sampling End			Comments (dup or rep)
						Start Canister Vacuum	Start Time	Start Date	End Canister Vacuum	End Time	End Date	
✓	10.80-01-070122	Indoor Air	Living Rm (2nd FL)	D777	FC174	-30	1136	6/30/22	-5	1131	7/01/22	
✓	10.80-02-070122	↓	Bathroom (2nd FL)	D6006	FC241	-30	1138	↓	-1	1132	↓	
✓	10.80-03-070122		Office (2nd FL)	D887	FC442	-30	1139		-5	1133		
✓	10.80-04-070122		Master Bed (2nd FL)	D886	FC458	-30	1141		-5	1134		
✓	10.80-AA-070122	Ambient Air	Patio (2nd FL)	D577	FC294	-30	1142	↓	-2	1136	↓	

Bldg ID: 10.80
1 yr. Resample

BUILDING SURVEY FORM*

Preparer's Name: Rachel Mills Date/Time Prepared: Th 6/30/22 (@ 11:30 am)
Affiliation: Wood E+IS, Inc Phone Number: [redacted]

Occupant Information

Occupant Name: [redacted] Interviewed: ☑ Yes ☐ No
Mailing Address: [redacted]
City: [redacted] State: CA Zip Code: [redacted]
Phone: [redacted] Email:

Owner/Landlord Information (Check if same as occupant ☑)

Occupant Name: Interviewed: ☐ Yes ☐ No
Mailing Address:
City: State: Zip Code:
Phone: Email:

Building Type (Check appropriate boxes)

☑ Residential ☐ Residential Duplex ☑ Apartment Building ☐ Mobile Home ☐ Commercial (office)
☐ Commercial (warehouse) ☐ Industrial ☐ Strip Mall ☐ Split Level ☐ Church ☐ School

Building Characteristics

Approximate Building Age (years): ≈ 35 yrs Number of Stories: 1 story on 2nd Floor
Approximate Building Area (square feet): ≈ 1,000 ft² Number of Elevators: Ø

Foundation Type (Check appropriate boxes)

☑ Slab-on-Grade ☐ Crawl Space ☐ Basement

Basement Characteristics (Check appropriate boxes) NA

☐ Dirt Floor ☐ Sealed ☐ Wet Surfaces ☐ Sump Pump ☐ Concrete Cracks ☐ Floor Drains

Factors Influencing Indoor Air Quality

Is there an attached garage?	☑ Yes	☐ No	
Is there smoking in the building?	☐ Yes	☑ No	
Is there new carpet or furniture?	☐ Yes	☑ No	Describe:
Have clothes or drapes been recently dry cleaned?	☐ Yes	☑ No	Describe:
Has painting or staining been done with the last six months?	☐ Yes	☑ No	Describe:
Has the building been recently remodeled?	☐ Yes	☑ No	Describe:
Has the building ever had a fire?	☐ Yes	☑ No	
Is there a hobby or craft area in the building?	☐ Yes	☑ No	Describe:
Is gun cleaner stored in the building?	☐ Yes	☑ No	
Is there a fuel oil tank on the property?	☐ Yes	☑ No	
Is there a septic tank on the property?	☐ Yes	☑ No	
Has the building been fumigated or sprayed for pests recently?	☐ Yes	☑ No	Describe:
Do any building occupants use solvents at work?	☐ Yes	☑ No	Describe:

* Developed based on guidelines set forth in the Guidance for the Evaluation and Mitigation of Subsurface Vapor Intrusion to Indoor Air (DTSC, 2011).

Bldg ID: 10.80
1 yr Resample
Th 6/30/22
RM/TB

Sampling Locations

Draw the general floor plan of the building and denote locations of sample collection. Indicate locations of doors, windows, indoor air contaminant sources and field instrument readings.

(1 story on 2nd Floor)

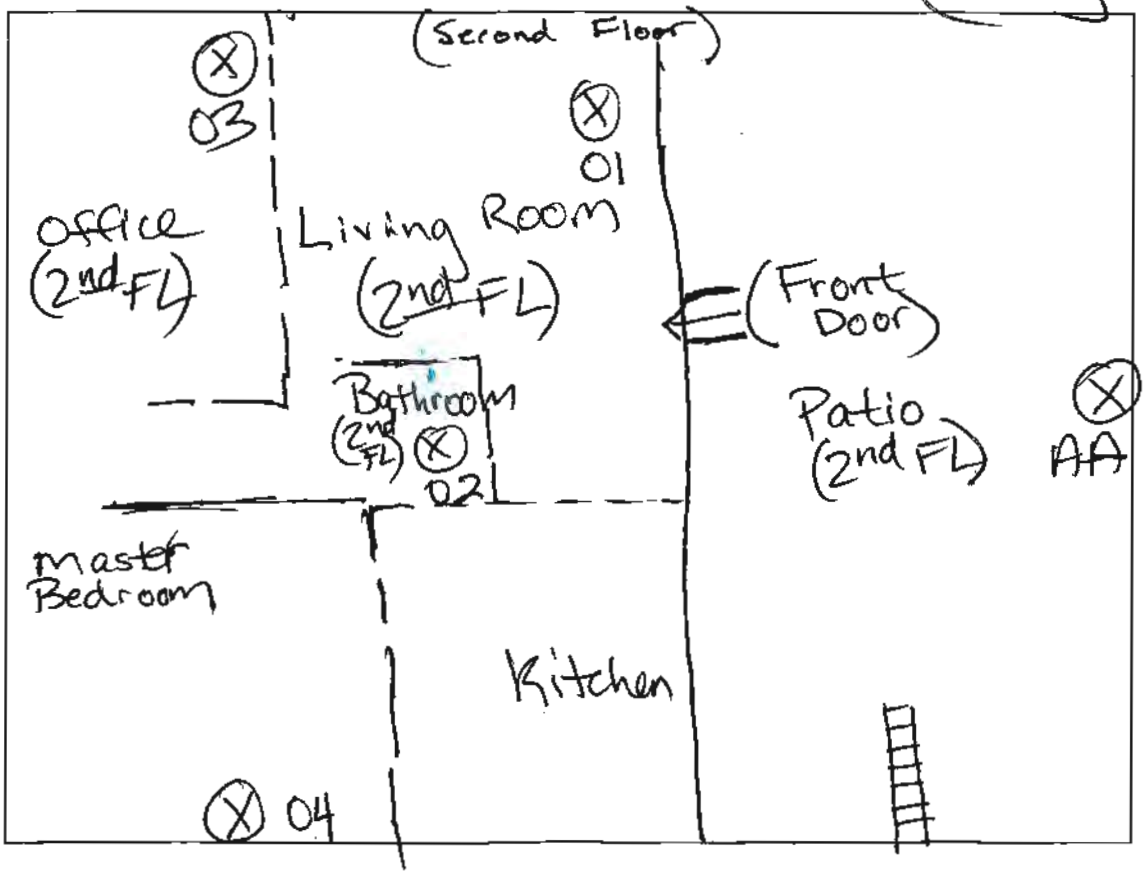

Primary Type of Energy Used (Check appropriate boxes)

☑ Natural Gas ☐ Fuel Oil ☐ Propane ☑ Electricity ☐ Wood ☐ Kerosene

Meteorological Conditions

Describe the general weather conditions during the indoor air sampling event.

overcast morning to sunny + warm afternoon

General Comments

Provide any other information that may be of importance in understanding the indoor air quality of this building.

NA

* Developed based on guidelines set forth in the Guidance for the Evaluation and Mitigation of Subsurface Vapor Intrusion to Indoor Air (DTSC, 2011).

BULDING SURVEY FORM*

Bldg No.: 10.80
1 yr. Resample

Occupant of Building [redacted]

Address [redacted]

City [redacted]

Field Investigator R. Mills + T. Barrow Date Th. 6/30/22

Field Instrument Reading (ppb)	Photo No.	Measurement Location (Ambient Air, Foundation Opening, or Consumer Product)	If Consumer Product, Potential Volatile Ingredients
53	1	10.80-01-070122 Living Room (Second Floor)	
73	2	10.80-02-070122 Bathroom (Second Floor)	
82	3	10.80-03-070122 Office (Second Floor)	
69	4	10.80-04-070122 Master Bedroom (Second Floor)	
60	5	10.80-AA-070122 Patio (Second Floor)	

Comments:

NA

*Developed based on guidelines set forth in the Guidance for the Evaluation and Mitigation of Subsurface Vapor Intrusion to Indoor Air (DTSC, 2011).

Note- Use PID as a screening tool to identify indoor air sources of VOCs in the rooms being sampled in addition to measuring background VOCs in the ambient air near a sampling canister. Avoid any room with potential significant indoor air sources that cannot be sealed or removed.

wood.

AIR SAMPLING LOG

Project Name: Former Ford Aeronutronic Facility **Project Number:** 8622397107.01.1E

Start Date: 08/09/2022 **Building IDs:** 10.151

FIRST DAY OF SAMPLING

Sampler Name:	Mobin M. / Loc T.	Weather:	Sunny
Temperature:	72°F	Barometric Pressure:	29.93 inHg
Notes:	—		

SECOND DAY OF SAMPLING

Sampler Name:	Mobin M. / Loc T.	Weather:	Sunny
Temperature:	72°F	Barometric Pressure:	29.91 in Hg
Notes:	—		

Shut-in Test	Sample ID	Sample Type	Sample Collection Point	Summa Canister ID	Flow Controller ID	Sampling Start			Sampling End			Comments (dup or rep)
						Start Canister Vacuum	Start Time	Start Date	End Canister Vacuum	End Time	End Date	
✓	10.151-01-081022	IA	Dining Area FL2	D184	FC409	-30	8:13	08/09/22	-10	8:08	08/10/22	
✓	10.151-02-081022	IA	Bathroom FL2	D908	FC194	-30	8:14	08/09/22	-9	8:09	08/10/22	
✓	10.151-03-081022	IA	Master Bed FL2	SIM065	FC244	-30	8:15	08/09/22	-4	8:09	08/10/22	
✓	10.151-AA-081022	AA	Front Deck FL2	D924	FC181	-30	8:17	08/09/22	-8	8:10	08/10/22	

Bldg ID: 10.151

BUILDING SURVEY FORM*

Preparer's Name: Mobin Mahmoudi Date/Time Prepared: 08/09/22
Affiliation: Wood Phone Number: [redacted]

Occupant Information

Occupant Name: [redacted] Interviewed: ☒ Yes ☐ No
Mailing Address: [redacted]
City: [redacted] State: CA Zip Code: _____
Phone: [redacted] Email: _____

Owner/Landlord Information (Check if same as occupant ☒)

Occupant Name: _____ Interviewed: ☐ Yes ☐ No
Mailing Address: _____
City: _____ State: _____ Zip Code: _____
Phone: _____ Email: _____

Building Type (Check appropriate boxes)

☒ Residential ☐ Residential Duplex ☐ Apartment Building ☐ Mobile Home ☐ Commercial (office)
☐ Commercial (warehouse) ☐ Industrial ☐ Strip Mall ☐ Split Level ☐ Church ☐ School

Building Characteristics

Approximate Building Age (years): ~37 Number of Stories: 2 (Resident on FL 2)
Approximate Building Area (square feet): _____ Number of Elevators: Ø

Foundation Type (Check appropriate boxes)

☒ Slab-on-Grade ☐ Crawl Space ☐ Basement

Basement Characteristics (Check appropriate boxes) N/A

☐ Dirt Floor ☐ Sealed ☐ Wet Surfaces ☐ Sump Pump ☐ Concrete Cracks ☐ Floor Drains

Factors Influencing Indoor Air Quality

Is there an attached garage?	☒ Yes	☐ No	
Is there smoking in the building?	☐ Yes	☒ No	
Is there new carpet or furniture?	☐ Yes	☒ No	Describe: _____
Have clothes or drapes been recently dry cleaned?	☐ Yes	☒ No	Describe: _____
Has painting or staining been done with the last six months?	☐ Yes	☒ No	Describe: _____
Has the building been recently remodeled?	☐ Yes	☒ No	Describe: _____
Has the building ever had a fire?	☐ Yes	☒ No	
Is there a hobby or craft area in the building?	☐ Yes	☒ No	Describe: _____
Is gun cleaner stored in the building?	☐ Yes	☒ No	
Is there a fuel oil tank on the property?	☐ Yes	☒ No	
Is there a septic tank on the property?	☐ Yes	☒ No	
Has the building been fumigated or sprayed for pests recently?	☐ Yes	☒ No	Describe: _____
Do any building occupants use solvents at work?	☐ Yes	☒ No	Describe: _____

* Developed based on guidelines set forth in the Guidance for the Evaluation and Mitigation of Subsurface Vapor Intrusion to Indoor Air (DTSC, 2011).

Bldg ID: 10,151

Sampling Locations

Draw the general floor plan of the building and denote locations of sample collection. Indicate locations of doors, windows, indoor air contaminant sources and field instrument readings.

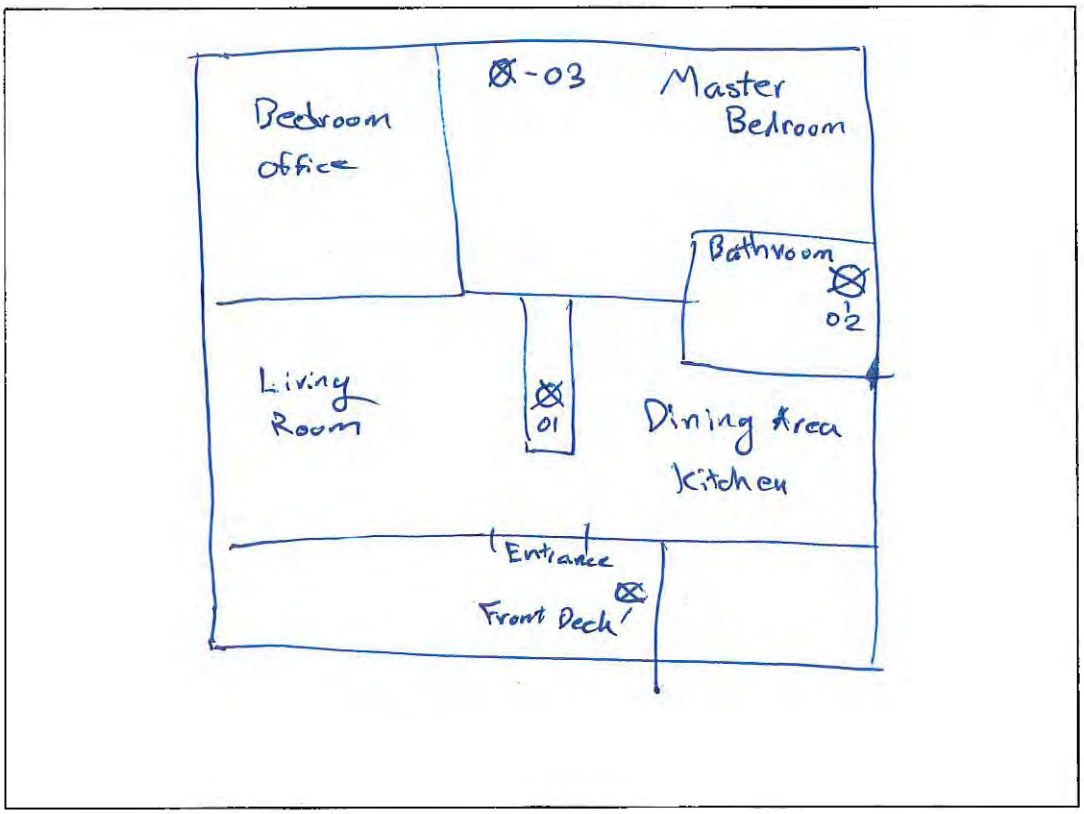

Primary Type of Energy Used (Check appropriate boxes)

☒ Natural Gas ☐ Fuel Oil ☐ Propane ☒ Electricity ☐ Wood ☐ Kerosene

Meteorological Conditions

Describe the general weather conditions during the indoor air sampling event.

Sunny

General Comments

Provide any other information that may be of importance in understanding the indoor air quality of this building.

* Developed based on guidelines set forth in the Guidance for the Evaluation and Mitigation of Subsurface Vapor Intrusion to Indoor Air (DTSC, 2011).

BULDING SURVEY FORM*

Bldg No.: 10.151

Occupant of Building [redacted]

Address [redacted]

City [redacted]

Field Investigator Mobin M. / Loc T. Date 08/09/2022

Field Instrument Reading	Photo No.	Measurement Location (Ambient Air, Foundation Opening, or Consumer Product)	If Consumer Product, Potential Volatile Ingredients
11	1	10.151-01-08022 Dining Area FL 2	—
18	2	10.151-02-081022 Bathroom FL 2	—
12	3	10.151-03-081022 Master Bedroom FL 2	—
1	4	10.151-AA-081022 Front Deck FL 2	—

Comments:

2-Story Building; Residence on FL 2, Garage on FL 1

*Developed based on guidelines set forth in the Guidance for the Evaluation and Mitigation of Subsurface Vapor Intrusion to Indoor Air (DTSC, 2011).

Note- Use PID as a screening tool to identify indoor air sources of VOCs in the rooms being sampled in addition to measuring background VOCs in the ambient air near a sampling canister. Avoid any room with potential significant indoor air sources that cannot be sealed or removed.

wood.

SOIL GAS SAMPLING RECORD

Soil Gas Sampling Point ID:	13.20-SS-090922	Project / Task No:	8622397108.01.1E
Project Name:	Former Ford Aeronutronic Facility	Date:	09/09/22
Project Location:	[redacted] (13.20)		
Sampled By:	Maria Valdovinos / Loc Tran		

Soil Vapor Probe Information:

Probe Type (circle one):	Installation Date:	Installation Time:	Probe Depth ("N/A" for sub-slab, or feet bgs):
Vapor Pin Soil Gas Probe	5/3/19	1000	N/A

Shut-in Test:

Time at Start:	Vacuum at Start (in Hg):	Time at End:	Vacuum at End (in Hg):
0903	-20	0907	-20

Purging:

Calculated Three Purge Volumes (mL/cc):	105.24	Purging Tool (e.g., syringe, pump, Summa canister):	Syringe
Start Time ("N/A" for syringe):	N/A	Stop Time ("N/A" for syringe):	N/A
Purge Rate (for syringe, note time to pull 50 cc):	15 sec	Vacuum in Line During Purging (in Hg):	0
Comments:	None		

Helium Measurements:

Conc. in Shroud During Purging/ Sampling (%):	Concentration in Line/Bag During Purging (%):	Measurement Method (circle one):	Comments:
24	0	In-line meter Tedlar bag	None

Summa Canister and Sampling:

SUMMA Canister ID:	L0387	Flow Controller ID:	SGM521
Flow Controller Setting (mL/min):	200	Vacuum During Sampling (in Hg):	0
Time at Start of Sampling:	Canister Vacuum at Start of Sampling (in Hg):	Time at End of Sampling:	Canister Vacuum at End of Sampling (in Hg):
0910	-30	0914	-4

wood.

AIR SAMPLING LOG

Project Name: Ford Newport Beach
Project Number: 86223971 07.01.1E
Start Date: Th. 6/30/22
Building IDs: 13.25

FIRST DAY OF SAMPLING Th 6/30/22

Sampler Name:	Rachel Mills + Tyler Barrows	Weather:	overcast morning to sunny, clear, warm afternoon
Temperature:		Barometric Pressure:	
Notes:			

SECOND DAY OF SAMPLING Fri 7/1/22

Sampler Name:	Rachel Mills + Tyler Barrows	Weather:	overcast morning to sunny, clear, + warm afternoon
Temperature:		Barometric Pressure:	
Notes:			

Shut-in Test (passed)	Sample ID	Sample Type	Sample Collection Point	Summa Canister ID	Flow Controller ID	Sampling Start			Sampling End			Comments (dup or rep)
						Start Canister Vacuum	Start Time	Start Date	End Canister Vacuum	End Time	End Date	
✓	13.25-01-070122	Indoor Air	Living Rm (1st FL)	D676	FC217	-30	1014	6/30/22	-5	1000	7/01/22	
✓	13.25-02-070122		Kitchen/Fam Rm (1st FL)	D546	FC214	-30	1017		-16	1001		
✓	13.25-03-070122		Bathroom (1st FL)	D171	FC310	-30	1018		-3	1002		
✓	13.25-04-070122		Bedroom (2nd FL)	D654	FC280	-30	1019		-25	1003		
✓	13.25-11-070122		Living Rm (1st FL)	SIM076	FC251	-30	1014 ~~1020~~		-3	1000		DUP
✓	13.25-AA-070122	Ambient Air	Back Yard (1st FL)	D756	FC422	-30	1020		-5	1004		

Bldg ID: 13.25
1 yr. Resample

BUILDING SURVEY FORM*

Preparer's Name: Rachel Mills Date/Time Prepared: Th 6/30/22 (10:00 am)
Affiliation: Wood E+IS, Inc Phone Number: [redacted]

Occupant Information

Occupant Name: [redacted] Interviewed: ☑ Yes ☐ No
Mailing Address: [redacted]
City: [redacted] State: CA Zip Code: _____
Phone: [redacted] Email: _____

Owner/Landlord Information (Check if same as occupant ☑)

Occupant Name: _____ Interviewed: ☐ Yes ☐ No
Mailing Address: _____
City: _____ State: _____ Zip Code: _____
Phone: _____ Email: _____

Building Type (Check appropriate boxes)

☑ Residential ☐ Residential Duplex ☐ Apartment Building ☐ Mobile Home ☐ Commercial (office)
☐ Commercial (warehouse) ☐ Industrial ☐ Strip Mall ☐ Split Level ☐ Church ☐ School

Building Characteristics

Approximate Building Age (years): ≈20yrs Number of Stories: 2
Approximate Building Area (square feet): ≈2,800 ft² Number of Elevators: Ø

Foundation Type (Check appropriate boxes)

☑ Slab-on-Grade ☐ Crawl Space ☐ Basement

Basement Characteristics (Check appropriate boxes) NA

☐ Dirt Floor ☐ Sealed ☐ Wet Surfaces ☐ Sump Pump ☐ Concrete Cracks ☐ Floor Drains

Factors Influencing Indoor Air Quality

Is there an attached garage?	☑ Yes	☐ No	
Is there smoking in the building?	☐ Yes	☑ No	
Is there new carpet or furniture?	☐ Yes	☑ No	Describe: _____
Have clothes or drapes been recently dry cleaned?	☐ Yes	☑ No	Describe: _____
Has painting or staining been done with the last six months?	☑ Yes	☐ No	Describe: touch up to door last month
Has the building been recently remodeled?	☐ Yes	☑ No	Describe: _____
Has the building ever had a fire?	☐ Yes	☑ No	
Is there a hobby or craft area in the building?	☐ Yes	☑ No	Describe: _____
Is gun cleaner stored in the building?	☐ Yes	☑ No	
Is there a fuel oil tank on the property?	☐ Yes	☑ No	
Is there a septic tank on the property?	☐ Yes	☑ No	
Has the building been fumigated or sprayed for pests recently?	☐ Yes	☑ No	Describe: _____
Do any building occupants use solvents at work?	☐ Yes	☑ No	Describe: _____

* Developed based on guidelines set forth in the Guidance for the Evaluation and Mitigation of Subsurface Vapor Intrusion to Indoor Air (DTSC, 2011).

Bldg ID: 13.25
1 yr. Resample
Th. 6/30/22
Rm/TB

Sampling Locations

Draw the general floor plan of the building and denote locations of sample collection. Indicate locations of doors, windows, indoor air contaminant sources and field instrument readings.

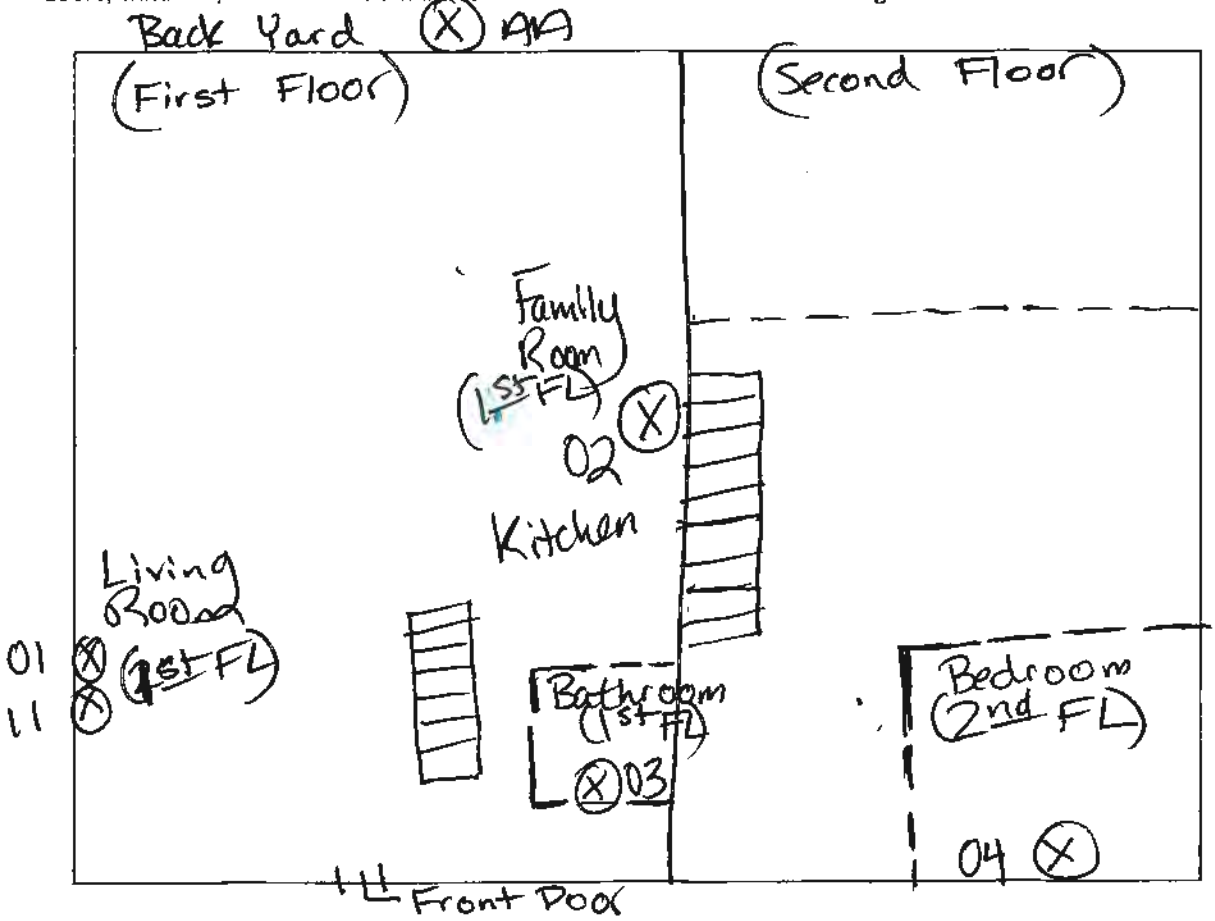

Primary Type of Energy Used (Check appropriate boxes)

☑ Natural Gas ☐ Fuel Oil ☐ Propane ☑ Electricity ☐ Wood ☐ Kerosene

Meteorological Conditions

Describe the general weather conditions during the indoor air sampling event.

overcast to sunny + warm

General Comments

Provide any other information that may be of importance in understanding the indoor air quality of this building.

NA

* Developed based on guidelines set forth in the Guidance for the Evaluation and Mitigation of Subsurface Vapor Intrusion to Indoor Air (DTSC, 2011).

BULDING SURVEY FORM*

Bldg No.: 13.25
1 yr. Resample

Occupant of Building [redacted]

Address [redacted]

City [redacted]

Field Investigator R. Mills + T. Barrows Date Th 6/30/22

Field Instrument Reading	Photo No.	Measurement Location (Ambient Air, Foundation Opening, or Consumer Product)	If Consumer Product, Potential Volatile Ingredients
(ppb) 74	1	Living Room (First Floor) 13.25-01-070122 + 13.25-11-070122	
62	2	(First Floor) Kitchen / Family Room 13.25-02-070122	
67	3	(First Floor) Bathroom 13.25-03-070122	
149	4	(Second Floor) Bedroom 13.25-04-070122	
48	5	(First Floor) Back Yard 13.25-AA-070122	

Comments:

NA

RM

*Developed based on guidelines set forth in the Guidance for the Evaluation and Mitigation of Subsurface Vapor Intrusion to Indoor Air (DTSC, 2011).

Note- Use PID as a screening tool to identify indoor air sources of VOCs in the rooms being sampled in addition to measuring background VOCs in the ambient air near a sampling canister. Avoid any room with potential significant indoor air sources that cannot be sealed or removed.

wood.

SOIL GAS SAMPLING RECORD

Soil Gas Sampling Point ID:	13.25-SS-070122	Project / Task No:	8622397107.01.1E
Project Name:	Former Ford Aeronutronic Facility	Date:	7/01/22
Project Location:	(P13) [redacted]		
Sampled By:	R. Mills + T. Barrows		

Soil Vapor Probe Information:

Probe Type (circle one):	Installation Date:	Installation Time:	Probe Depth ("N/A" for sub-slab, or feet bgs):
Vapor Pin Soil Gas Probe	10/3/2018	NA	NA

Shut-in Test:

Time at Start:	Vacuum at Start (in Hg):	Time at End:	Vacuum at End (in Hg):
1025	-12 (in Hg)	1027	-12 (in Hg)

Purging:

Calculated Three Purge Volumes (mL/cc):	75 cc	Purging Tool (e.g., syringe, pump, Summa canister):	syringe
Start Time ("N/A" for syringe):	NA	Stop Time ("N/A" for syringe):	NA
Purge Rate (for syringe, note time to pull 50 cc):	15 sec/50 cc	Vacuum in Line During Purging (in Hg):	0 (in Hg)
Comments:			

Helium Measurements:

Conc. in Shroud During Purging/ Sampling (%):	Concentration in Line/Bag During Purging (%):	Measurement Method (circle one):	Comments:
25%	0 %	In-line meter Tedlar bag	NA

Summa Canister and Sampling:

SUMMA Canister ID:	LC104	Flow Controller ID:	SGM124
Flow Controller Setting (mL/min):	100-200mL/min	Vacuum During Sampling (in Hg):	0 (in Hg)
Time at Start of Sampling:	Canister Vacuum at Start of Sampling (in Hg):	Time at End of Sampling:	Canister Vacuum at End of Sampling (in Hg):
1039	-30 (in Hg)	1047	-1.5 (in Hg)

wood.

AIR SAMPLING LOG

Project Name: Former Ford Aeronutronic Facility **Project Number:** 8622397108.01.1E

Start Date: 9/22/2022 **Building IDs:** 13.38

FIRST DAY OF SAMPLING

Sampler Name:	Loc Tran / Chandan Singh	**Weather:**	Sunny
Temperature:	73°F	**Barometric Pressure:**	29.96 in.
Notes:	--		

SECOND DAY OF SAMPLING

Sampler Name:	Loc Tran / Chandan Singh	**Weather:**	Sunny
Temperature:	69°F	**Barometric Pressure:**	29.93 in.
Notes:	—		

Shut-in Test	Sample ID	Sample Type	Sample Collection Point	Summa Canister ID	Flow Controller ID	Sampling Start			Sampling End			Comments (dup or rep)
						Start Canister Vacuum	Start Time	Start Date	End Canister Vacuum	End Time	End Date	
✓	13.38-01-092322	I	Family Room Floor 1	D789	FC458	-30	0822 0822	9/22/2022	-5	0907	9/23/2022	
✓	13.38-02-092322	I	Living Room Floor 1	D466	FC357	-30	0824 0824	↓	-4	0908	↓	
✓	13.38-03-092322	I	Master Bedroom Floor 2	SIM024	FC110	-30	0827 0827	↓	-5	0912	↓	
✓	13.38-04-092322	I	Bathroom Floor 2	D486	FC228	-30	0830 0830	↓	-4	0909	↓	
✓	13.38-AA-092322	A	Back Patio Floor 1	D530	FC83	-30	0832 0832	↓	-5	0914	↓	

L.T

Bldg ID: _____

BUILDING SURVEY FORM*

Preparer's Name: Lee Van Date/Time Prepared: 3-22-2022 0920
Affiliation: Weed Phone Number: [redacted]

Occupant Information

Interviewed Nanny

Occupant Name: [redacted] Interviewed: ☒ Yes ☐ No
Mailing Address: [redacted]
City: [redacted] State: CA Zip Code: _____
Phone: [redacted] Email: _____

Owner/Landlord Information (Check if same as occupant ☒)

Occupant Name: _____ Interviewed: ☐ Yes ☐ No
Mailing Address: _____
City: _____ State: _____ Zip Code: _____
Phone: _____ Email: _____

Building Type (Check appropriate boxes)

☒ Residential ☐ Residential Duplex ☐ Apartment Building ☐ Mobile Home ☐ Commercial (office)
☐ Commercial (warehouse) ☐ Industrial ☐ Strip Mall ☐ Split Level ☐ Church ☐ School

Building Characteristics

Approximate Building Age (years): 21 Number of Stories: 2
Approximate Building Area (square feet): 3548 Number of Elevators: 0

Foundation Type (Check appropriate boxes)

☒ Slab-on-Grade ☐ Crawl Space ☐ Basement

Basement Characteristics (Check appropriate boxes) N/A

☐ Dirt Floor ☐ Sealed ☐ Wet Surfaces ☐ Sump Pump ☐ Concrete Cracks ☐ Floor Drains

Factors Influencing Indoor Air Quality

Is there an attached garage?	☒ Yes	☐ No	
Is there smoking in the building?	☐ Yes	☒ No	
Is there new carpet or furniture?	☐ Yes	☒ No	Describe: _____
Have clothes or drapes been recently dry cleaned?	☐ Yes	☒ No	Describe: _____
Has painting or staining been done with the last six months?	☐ Yes	☒ No	Describe: _____
Has the building been recently remodeled?	☐ Yes	☒ No	Describe: _____
Has the building ever had a fire?	☐ Yes	☒ No	
Is there a hobby or craft area in the building?	☐ Yes	☒ No	Describe: _____
Is gun cleaner stored in the building?	☐ Yes	☒ No	
Is there a fuel oil tank on the property?	☐ Yes	☒ No	
Is there a septic tank on the property?	☐ Yes	☒ No	
Has the building been fumigated or sprayed for pests recently?	☐ Yes	☒ No	Describe: _____
Do any building occupants use solvents at work?	☐ Yes	☒ No	Describe: _____

* Developed based on guidelines set forth in the Guidance for the Evaluation and Mitigation of Subsurface Vapor Intrusion to Indoor Air (DTSC, 2011).

Bldg ID: 13138

Sampling Locations

Draw the general floor plan of the building and denote locations of sample collection. Indicate locations of doors, windows, indoor air contaminant sources and field instrument readings.

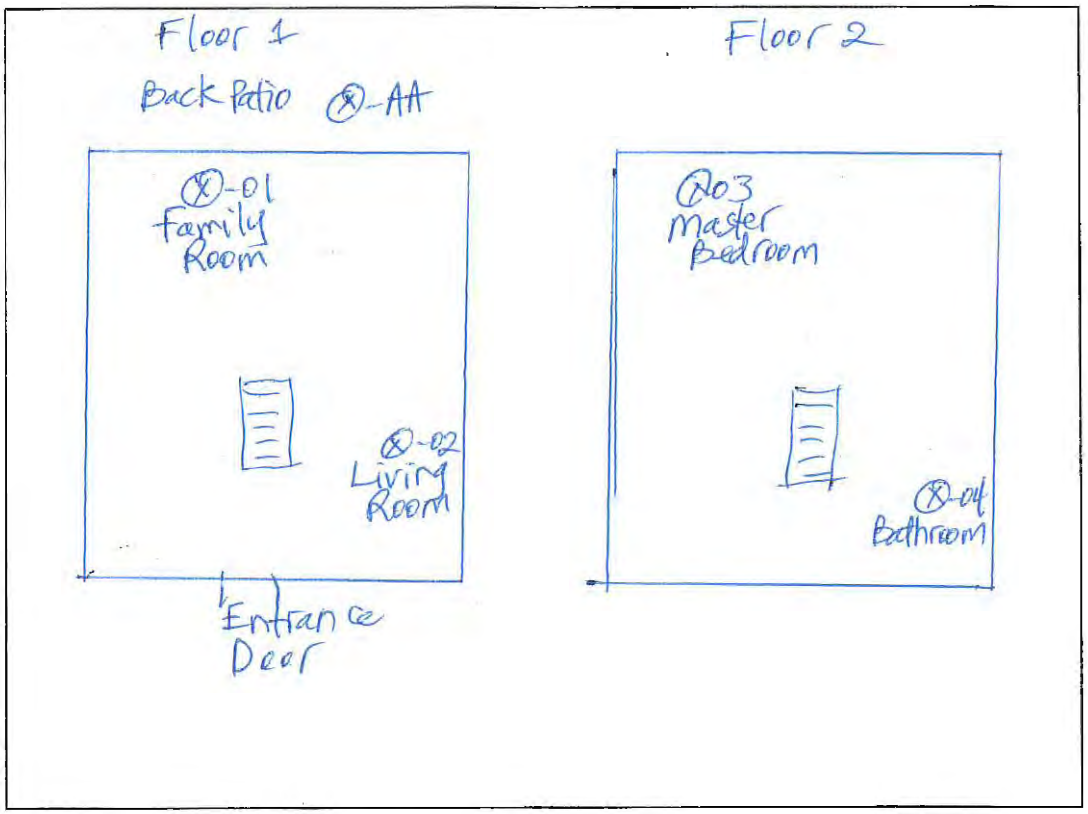

Primary Type of Energy Used (Check appropriate boxes)

☒ Natural Gas ☐ Fuel Oil ☐ Propane ☒ Electricity ☐ Wood ☐ Kerosene

Meteorological Conditions

Describe the general weather conditions during the indoor air sampling event.

Sunny

General Comments

Provide any other information that may be of importance in understanding the indoor air quality of this building.

None

* Developed based on guidelines set forth in the Guidance for the Evaluation and Mitigation of Subsurface Vapor Intrusion to Indoor Air (DTSC, 2011).

BULDING SURVEY FORM*

Bldg No.: 13.38

Occupant of Building [redacted]

Address

City

Field Investigator Luc Tran Date 9/22/2022

Field Instrument Reading	Photo No.	Measurement Location (Ambient Air, Foundation Opening, or Consumer Product)	If Consumer Product, Potential Volatile Ingredients
253	1	13.38-01-092322 Family Room Floor 1	None
322	2	13.38-02-092322 Living Room Floor 1	↓
392	3	13.38-03-092322 Master Bedroom Floor 2	↓
377	4	13.38-04-092322 Bathroom Floor 2	↓
117	5	13.38-AA-092322 Back Patio Floor 1	↓

Comments:

None

*Developed based on guidelines set forth in the Guidance for the Evaluation and Mitigation of Subsurface Vapor Intrusion to Indoor Air (DTSC, 2011).

Note- Use PID as a screening tool to identify indoor air sources of VOCs in the rooms being sampled in addition to measuring background VOCs in the ambient air near a sampling canister. Avoid any room with potential significant indoor air sources that cannot be sealed or removed.

wood.

SOIL GAS SAMPLING RECORD

Soil Gas Sampling Point ID:	13-38-SS-092322	Project / Task No:	8622397108.01.1E
Project Name:	Former Ford Aeronutronic Facility	Date:	9/23/2022
Project Location:	[redacted]		
Sampled By:	Noe Tran / Chandan Singh		

Soil Vapor Probe Information:

Probe Type (circle one):	Installation Date:	Installation Time:	Probe Depth ("N/A" for sub-slab, or feet bgs):
Vapor Pin Soil Gas Probe	11/21/2018	1120	N/A

Shut-in Test:

Time at Start:	Vacuum at Start (in Hg):	Time at End:	Vacuum at End (in Hg):
0928	-16	0931	-16

Purging:

Calculated Three Purge Volumes (mL/cc):	108.99	Purging Tool (e.g., syringe, pump, Summa canister):	Syringe
Start Time ("N/A" for syringe):	N/A	Stop Time ("N/A" for syringe):	N/A
Purge Rate (for syringe, note time to pull 50 cc):	15 seconds	Vacuum in Line During Purging (in Hg):	0
Comments:	None		

Helium Measurements:

Conc. in Shroud During Purging/ Sampling (%):	Concentration in Line/Bag During Purging (%):	Measurement Method (circle one):	Comments:
23	0	In-line meter Tedlar bag	None

Summa Canister and Sampling:

SUMMA Canister ID:	LC293	Flow Controller ID:	SGM130
Flow Controller Setting (mL/min):	200	Vacuum During Sampling (in Hg):	0
Time at Start of Sampling:	Canister Vacuum at Start of Sampling (in Hg):	Time at End of Sampling:	Canister Vacuum at End of Sampling (in Hg):
0934	-30	0939	-4

wood.

AIR SAMPLING LOG

Project Name: Former Ford Aeronutronic Facility **Project Number:** 8622397108.01.1E

Start Date: 09/09/22 **Building IDs:** 13.115

FIRST DAY OF SAMPLING 09/09/22

Sampler Name:	Maria Valdovinos + Loc Tran	**Weather:**	90° cloudy
Temperature:	90°	**Barometric Pressure:**	29.92"
Notes:	None		

SECOND DAY OF SAMPLING 09/09/22

Sampler Name:	Maria Valdovinos + Loc Tran	**Weather:**	66° Showers
Temperature:	66°	**Barometric Pressure:**	29.53 IN
Notes:	None		

Shut-in Test	Sample ID	Sample Type	Sample Collection Point	Summa Canister ID	Flow Controller ID	Sampling Start			Sampling End			Comments (dup or rep)
						Start Canister Vacuum	Start Time	Start Date	End Canister Vacuum	End Time	End Date	
✓	13.115-01-090922	Indoor Air	Kitchen 1st FL	SIM076	FC556	-30	1342	09/08/22	-2	1433	09/09/22	
✓	13.115-11-090922	Indoor Air	Kitchen 1st FL	D612	FC352	-30	1342	09/08/22	-5	1433	09/09/22	DUP
✓	13.115-02-090922	Indoor Air	Bathroom 1st FL	D607	FC207	-30	1344	09/08/22	-4	1434	09/09/22	
✓	13.115-03-090922	Indoor Air	Master Bed 2nd FL	D675	FC300	-30	1346	09/08/22	-8	1435	09/09/22	
✓	13.115-04-090922	Indoor Air	Bedroom Kids 2nd FL	D781	FC310	-30	1347	09/08/22	-2	1436	09/09/22	
✓	13.115-AA-090922	Ambient Air	Front Porch 1st FL	D499	FC241	-30	1349	09/08/22	~~-1~~ -2	1432	09/09/22	

Bldg ID: 13.115

BUILDING SURVEY FORM*

Preparer's Name: Maria Valdovinos
Date/Time Prepared: 09/08/22 1330
Affiliation: Wood E r i S , INC
Phone Number: [redacted]

Occupant Information

Occupant Name: [redacted] Interviewed: ☐ Yes ☐ No
Mailing Address: [redacted]
City: [redacted] State: CA Zip Code: [redacted]
Phon[redacted] Email:

Owner/Landlord Information (Check if same as occupant ☑)

Occupant Name: Interviewed: ☐ Yes ☐ No
Mailing Address:
City: State: Zip Code:
Phone: Email:

Building Type (Check appropriate boxes)

☑ Residential ☐ Residential Duplex ☐ Apartment Building ☐ Mobile Home ☐ Commercial (office)
☐ Commercial (warehouse) ☐ Industrial ☐ Strip Mall ☐ Split Level ☐ Church ☐ School

Building Characteristics

Approximate Building Age (years): 24 Number of Stories: 2
Approximate Building Area (square feet): ≈ 3,300 ft² Number of Elevators: Ø

Foundation Type (Check appropriate boxes)

☑ Slab-on-Grade ☐ Crawl Space ☐ Basement

Basement Characteristics (Check appropriate boxes) N/A

☐ Dirt Floor ☐ Sealed ☐ Wet Surfaces ☐ Sump Pump ☐ Concrete Cracks ☐ Floor Drains

Factors Influencing Indoor Air Quality

Is there an attached garage?	☑ Yes	☐ No	
Is there smoking in the building?	☐ Yes	☑ No	
Is there new carpet or furniture?	☐ Yes	☑ No	Describe:
Have clothes or drapes been recently dry cleaned?	☑ Yes	☐ No	Describe: gets her clothes ray. dry cleaned
Has painting or staining been done with the last six months?	☐ Yes	☑ No	Describe:
Has the building been recently remodeled?	☐ Yes	☑ No	Describe:
Has the building ever had a fire?	☐ Yes	☑ No	
Is there a hobby or craft area in the building?	☑ Yes	☐ No	Describe: crafts painting in house with oil paints
Is gun cleaner stored in the building?	☐ Yes	☑ No	
Is there a fuel oil tank on the property?	☐ Yes	☑ No	
Is there a septic tank on the property?	☐ Yes	☑ No	
Has the building been fumigated or sprayed for pests recently?	☐ Yes	☑ No	Describe:
Do any building occupants use solvents at work?	☐ Yes	☑ No	Describe:

* Developed based on guidelines set forth in the Guidance for the Evaluation and Mitigation of Subsurface Vapor Intrusion to Indoor Air (DTSC, 2011).

Bldg ID: 13.115

Sampling Locations

Draw the general floor plan of the building and denote locations of sample collection. Indicate locations of doors, windows, indoor air contaminant sources and field instrument readings.

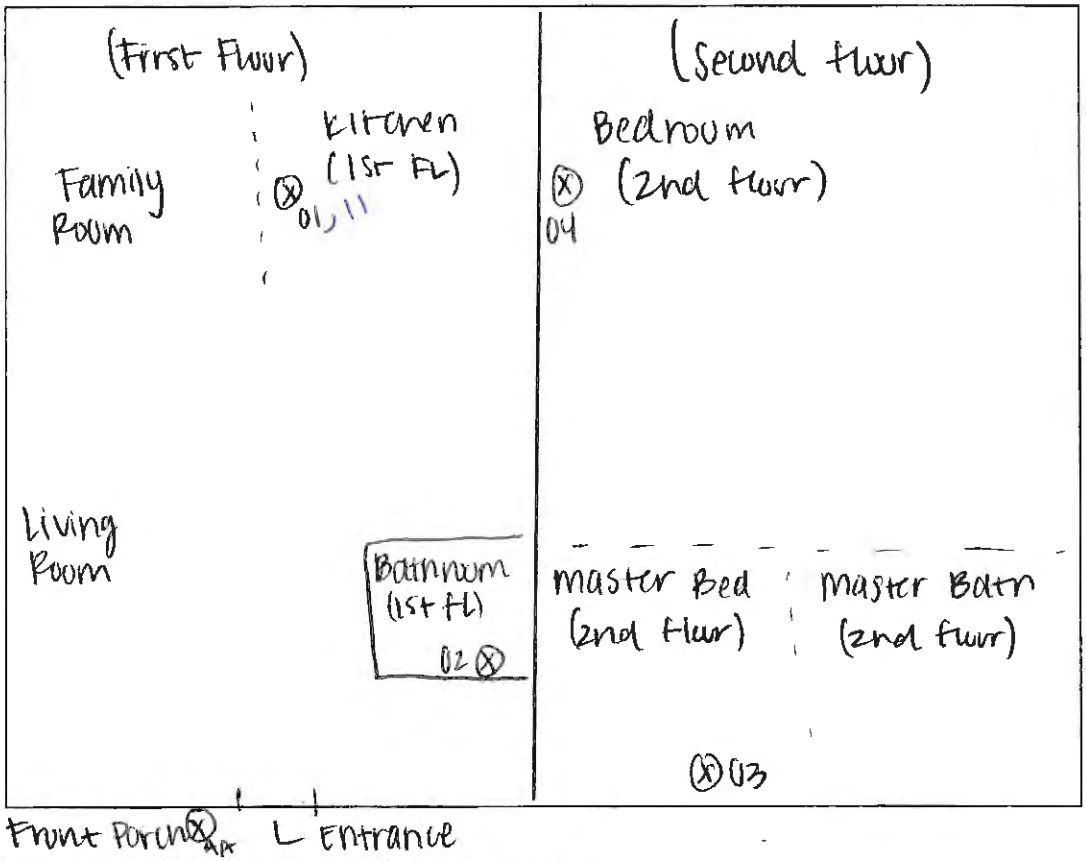

Primary Type of Energy Used (Check appropriate boxes)

☑ Natural Gas ☐ Fuel Oil ☐ Propane ☑ Electricity ☐ Wood ☐ Kerosene

Meteorological Conditions

Describe the general weather conditions during the indoor air sampling event.

Cloudy / Warm

General Comments

Provide any other information that may be of importance in understanding the indoor air quality of this building.

None

* Developed based on guidelines set forth in the Guidance for the Evaluation and Mitigation of Subsurface Vapor Intrusion to Indoor Air (DTSC, 2011).

BULDING SURVEY FORM*

Bldg No.: 13 115

Occupant of Building [redacted]

Address [redacted]

City [redacted]

Field Investigator M. Valdovinos + L. Tran Date

Field Instrument Reading	Photo No.	Measurement Location (Ambient Air, Foundation Opening, or Consumer Product)	If Consumer Product, Potential Volatile Ingredients
54	1	13 115 - 01 - 090922 13 115 - 11 - 090922 Kitchen (1st FL)	None
60	2	13 115 - 02 - 090922 Bathroom (1st Fl)	
63	3	13.115 - 03 - 090922 Master Bed (2nd FL)	
63	4	13.115 - 04 - 090922 Bedroom (Kids) (2nd FL)	
65	5	13 115 - AA - 090922 Front Porch (1st FL)	

Comments:

N/A

*Developed based on guidelines set forth in the Guidance for the Evaluation and Mitigation of Subsurface Vapor Intrusion to Indoor Air (DTSC, 2011).

Note- Use PID as a screening tool to identify indoor air sources of VOCs in the rooms being sampled in addition to measuring background VOCs in the ambient air near a sampling canister. Avoid any room with potential significant indoor air sources that cannot be sealed or removed.

wood.

SOIL GAS SAMPLING RECORD

Soil Gas Sampling Point ID:	B115-SS-090922	Project / Task No:	8622397108.01.1E
Project Name:	Former Ford Aeronutronic Facility	Date:	09/09/22
Project Location:	[redacted]		
Sampled By:	Maria Valdeinos + Loc Tran		

Soil Vapor Probe Information:

Probe Type (circle one):	Installation Date:	Installation Time:	Probe Depth ("N/A" for sub-slab, or feet bgs):
Vapor Pin Soil Gas Probe	01/23/2019	1229	NA

Shut-in Test:

Time at Start:	Vacuum at Start (in Hg):	Time at End:	Vacuum at End (in Hg):
1456	-19	1459	-19

Purging:

Calculated Three Purge Volumes (mL/cc):	125	Purging Tool (e.g., syringe, pump, Summa canister):	syringe
Start Time ("N/A" for syringe):	N/A	Stop Time ("N/A" for syringe):	N/A
Purge Rate (for syringe, note time to pull 50 cc):	15 sec	Vacuum in Line During Purging (in Hg):	-6
Comments:	None		

Helium Measurements:

Conc. in Shroud During Purging/ Sampling (%):	Concentration in Line/Bag During Purging (%):	Measurement Method (circle one):	Comments:
24	0	In-line meter Tedlar bag	None

Summa Canister and Sampling:

SUMMA Canister ID:	LC233	Flow Controller ID:	SGM250
Flow Controller Setting (mL/min):	200	Vacuum During Sampling (in Hg):	-12 to -4
Time at Start of Sampling:	Canister Vacuum at Start of Sampling (in Hg):	Time at End of Sampling:	Canister Vacuum at End of Sampling (in Hg):
1501	-30	1513	-5

wood.

AIR SAMPLING LOG

Project Name: Former Ford Aeronutronic Facility
Project Number: 8622397108.01.1E
Start Date: 09/13/2022
Building IDs: 13.130

FIRST DAY OF SAMPLING

Sampler Name:	Maria Valdovinos / Lou Tran	**Weather:**	73° Partly Cloudy
Temperature:	73°	**Barometric Pressure:**	29.89 in
Notes:	N/A		

SECOND DAY OF SAMPLING

Sampler Name:	Maria Valdovinos / Lou Tran	**Weather:**	73° Mostly Cloudy
Temperature:	73°	**Barometric Pressure:**	29.92 in
Notes:	N/A		

Shut-in Test	Sample ID	Sample Type	Sample Collection Point	Summa Canister ID	Flow Controller ID	Sampling Start			Sampling End			Comments (dup or rep)
						Start Canister Vacuum	Start Time	Start Date	End Canister Vacuum	End Time	End Date	
✓	13.130-01-091422	IA	living room 1st Floor	D927	FC214	-30	0938	091322	-12	0936	091422	
✓	13-130-11-091422	IA	living room 1st Floor	D519	FC109	-30	0938	091322	-5	0936	091422	DUP
✓	13-130-02-091422	IA	guest Bath 1st Floor	D747	FC442	-30	0941	091322	-4	0937	091422	
✓	13-130-03-091422	IA	master Bed 2nd Floor	D843	FC424	-30	0943	091322	0	0938	091422	
✓	13-130-04-091422	IA	Bathroom 2nd Floor	D314	FC251	-30	0945	091322	-2	0939	091422	
✓	13.130-AA-091422	A	Back Patio 1st Floor	D475	FC422	-30	0948	091322	-4	0941	091422	

Bldg ID: 13-130

BUILDING SURVEY FORM*

Preparer's Name: Maria Valdovinos / Luu Tran Date/Time Prepared: 041322 0930
Affiliation: Wood Phone Number:

Occupant Information

Occupant Name: [redacted] Interviewed: ☐ Yes ☐ No
Mailing Address: [redacted]
City: [redacted] State: CA Zip Code:
Phone [redacted] Email:

Owner/Landlord Information (Check if same as occupant ☐)

Occupant Name: Interviewed: ☐ Yes ☐ No
Mailing Address:
City: State: Zip Code:
Phone: Email:

Building Type (Check appropriate boxes)

☒ Residential ☐ Residential Duplex ☐ Apartment Building ☐ Mobile Home ☐ Commercial (office)
☐ Commercial (warehouse) ☐ Industrial ☐ Strip Mall ☐ Split Level ☐ Church ☐ School

Building Characteristics

Approximate Building Age (years): 22 Number of Stories: 2
Approximate Building Area (square feet): 3812 Number of Elevators: Ø

Foundation Type (Check appropriate boxes)

☒ Slab-on-Grade ☐ Crawl Space ☐ Basement

Basement Characteristics (Check appropriate boxes) N/A

☐ Dirt Floor ☐ Sealed ☐ Wet Surfaces ☐ Sump Pump ☐ Concrete Cracks ☐ Floor Drains

Factors Influencing Indoor Air Quality

Is there an attached garage?	☒ Yes	☐ No	
Is there smoking in the building?	☐ Yes	☒ No	
Is there new carpet or furniture?	☐ Yes	☒ No	Describe:
Have clothes or drapes been recently dry cleaned?	☐ Yes	☒ No	Describe:
Has painting or staining been done with the last six months?	☐ Yes	☒ No	Describe:
Has the building been recently remodeled?	☐ Yes	☒ No	Describe:
Has the building ever had a fire?	☐ Yes	☒ No	
Is there a hobby or craft area in the building?	☐ Yes	☒ No	Describe:
Is gun cleaner stored in the building?	☐ Yes	☒ No	
Is there a fuel oil tank on the property?	☐ Yes	☒ No	
Is there a septic tank on the property?	☐ Yes	☒ No	
Has the building been fumigated or sprayed for pests recently?	☐ Yes	☒ No	Describe:
Do any building occupants use solvents at work?	☐ Yes	☒ No	Describe:

* Developed based on guidelines set forth in the Guidance for the Evaluation and Mitigation of Subsurface Vapor Intrusion to Indoor Air (DTSC, 2011).

Bldg ID: 13.130

Sampling Locations

Draw the general floor plan of the building and denote locations of sample collection. Indicate locations of doors, windows, indoor air contaminant sources and field instrument readings.

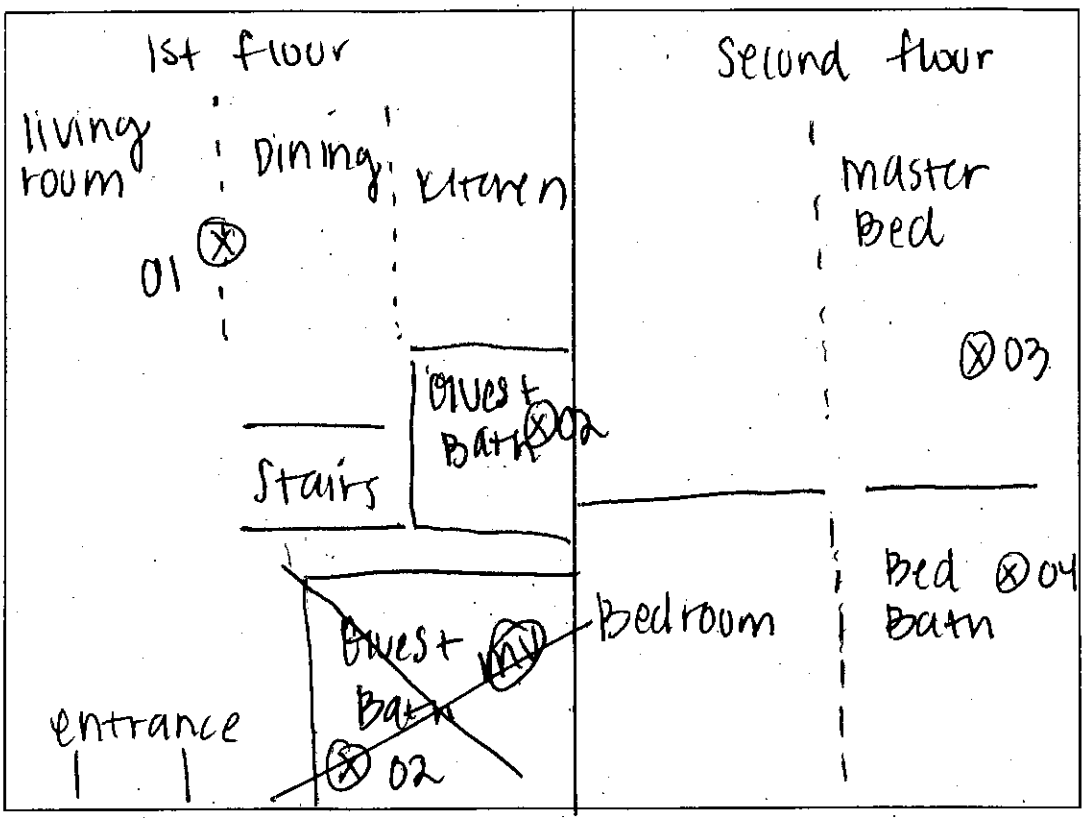

Primary Type of Energy Used (Check appropriate boxes)

☒ Natural Gas ☐ Fuel Oil ☐ Propane ☐ Electricity ☐ Wood ☐ Kerosene

Meteorological Conditions

Describe the general weather conditions during the indoor air sampling event.

73° mostly cloudy

General Comments

Provide any other information that may be of importance in understanding the indoor air quality of this building.

N/A

* Developed based on guidelines set forth in the Guidance for the Evaluation and Mitigation of Subsurface Vapor Intrusion to Indoor Air (DTSC, 2011).

BULDING SURVEY FORM*

Bldg No.: 13.130

Occupant of Building [redacted]

Address [redacted]

City [redacted]

Field Investigator Maria Valdovinos | Loc Tran Date

Field Instrument Reading	Photo No.	Measurement Location (Ambient Air, Foundation Opening, or Consumer Product)	If Consumer Product, Potential Volatile Ingredients
282	1	13.130-01-091422 13.130-H-091422	None
321	2	13.130-02-091422	↓
282	3	13.130-03-091422	↓
288	4	13.130-04-091422	↓
67	5	13.130-AA-091422	↓

Comments:

N/A

*Developed based on guidelines set forth in the Guidance for the Evaluation and Mitigation of Subsurface Vapor Intrusion to Indoor Air (DTSC, 2011).

Note- Use PID as a screening tool to identify indoor air sources of VOCs in the rooms being sampled in addition to measuring background VOCs in the ambient air near a sampling canister. Avoid any room with potential significant indoor air sources that cannot be sealed or removed.

wood.

SOIL GAS SAMPLING RECORD

Soil Gas Sampling Point ID:	B130-SS-091422	Project / Task No:	8622397108.01.1E
Project Name:	Former Ford Aeronutronic Facility	Date:	09/14/22
Project Location:	[redacted]		
Sampled By:	Maria Valdovinus / Lou Tran		

Soil Vapor Probe Information:

Probe Type (circle one):	Installation Date:	Installation Time:	Probe Depth ("N/A" for sub-slab, or feet bgs):
Vapor Pin / Soil Gas Probe	02/16/2022	1200	N/A

Shut-in Test:

Time at Start:	Vacuum at Start (in Hg):	Time at End:	Vacuum at End (in Hg):
0947	-18	0950	-18

Purging:

Calculated Three Purge Volumes (mL/cc):	105.24	Purging Tool (e.g., syringe, pump, Summa canister):	syringe
Start Time ("N/A" for syringe):	N/A	Stop Time ("N/A" for syringe):	N/A
Purge Rate (for syringe, note time to pull 50 cc):	15 sec	Vacuum in Line During Purging (in Hg):	0
Comments:	None		

Helium Measurements:

Conc. in Shroud During Purging/ Sampling (%):	Concentration in Line/Bag During Purging (%):	Measurement Method (circle one):	Comments:
22	0	In-line meter / Tedlar bag	None

Summa Canister and Sampling:

SUMMA Canister ID:	LC195	Flow Controller ID:	SGM109
Flow Controller Setting (mL/min):	~200 ml/min	Vacuum During Sampling (in Hg):	0
Time at Start of Sampling:	Canister Vacuum at Start of Sampling (in Hg):	Time at End of Sampling:	Canister Vacuum at End of Sampling (in Hg):
0951	-30	0958	-6

wood.

SOIL GAS SAMPLING RECORD

Soil Gas Sampling Point ID:	13.132-SS-072122	Project / Task No:	8622397107.01.1E
Project Name:	Former Ford Aeronutronic Facility	Date:	7/21/22
Project Location:	[redacted]		
Sampled By:	Casey Polon + Loc Tran		

Soil Vapor Probe Information:

Probe Type (circle one):	Installation Date:	Installation Time:	Probe Depth ("N/A" for sub-slab, or feet bgs):
Vapor Pin / Soil Gas Probe	12/5/18	1230	N/A

Shut-in Test:

Time at Start:	Vacuum at Start (in Hg):	Time at End:	Vacuum at End (in Hg):
1437	-18	1439	-18

Purging:

Calculated Three Purge Volumes (mL/cc):	105.24 cc	Purging Tool (e.g., syringe, pump, Summa canister):	syringe
Start Time ("N/A" for syringe):	n/a	Stop Time ("N/A" for syringe):	n/a
Purge Rate (for syringe, note time to pull 50 cc):	15 sec.	Vacuum in Line During Purging (in Hg):	0
Comments:	none		

Helium Measurements:

Conc. in Shroud During Purging/ Sampling (%):	Concentration in Line/Bag During Purging (%):	Measurement Method (circle one):	Comments:
~28%	0	In-line meter / Tedlar bag	none

Summa Canister and Sampling:

SUMMA Canister ID:	LC1185	Flow Controller ID:	3GM 109
Flow Controller Setting (mL/min):	200	Vacuum During Sampling (in Hg):	0
Time at Start of Sampling:	Canister Vacuum at Start of Sampling (in Hg):	Time at End of Sampling:	Canister Vacuum at End of Sampling (in Hg):
1441	-30	1447	-4

AIR SAMPLING LOG

Project Name: Former Ford Aeronutronic Facility **Project Number:** 8622397107.01.1E

Start Date: 08/04/2022 **Building IDs:** 13,138

FIRST DAY OF SAMPLING

Sampler Name:	Mobin Mahmoudi / Loc Tran	**Weather:**	Partially Cloudy
Temperature:	79°F	**Barometric Pressure:**	29.94 inHg
Notes:			

SECOND DAY OF SAMPLING

Sampler Name:	Mobin Mahmoudi / Loc Tran	**Weather:**	Sunny
Temperature:	82°F	**Barometric Pressure:**	29.94 inHg
Notes:	—		

Shut-in Test	Sample ID	Sample Type	Building ID	Summa Canister ID	Flow Controller ID	Sampling Start			Sampling End			Read DFR
						Start Canister Vacuum	Start Time	Start Date	End Canister Vacuum	End Time	End Date	
✓	13,138-01-080522	I	Living RM FL1	D192	FC25	-30	14:06	08/04/22	~-10-5	14:01	08/05/22	↗
✓	13,138-02-080522	I	Office FL2	D565	FC212	-30	14:08	08/04/22	-2	14:03	08/05/22	
✓	13,188-03-080522	I	Bathroom FL1	D528	FC396	-30	14:09	08/04/22	-2	14:02	08/05/22	
✓	13,138-04-080522	I	Family RM FL2	D204	FC449	-30	14:11	08/04/22	-4	14:03	08/05/22	
✓	13,138-AA-080522	A	Side Patio FL1	D639	FC263	-30	14:13	08/04/22	-2	14:04	08/05/22	

Bldg ID: 13.138

BUILDING SURVEY FORM*

Preparer's Name: Mobin Mahmoudi Date/Time Prepared: 08/09/2022
Affiliation: Wood Phone Number: [redacted]

Occupant Information

Occupant Name: [redacted] Interviewed: ☒ Yes ☐ No
Mailing Address: [redacted]
City: [redacted] State: CA Zip Code: [redacted]
Phone: [redacted] Email:

Owner/Landlord Information (Check if same as occupant ☒)

Occupant Name: Interviewed: ☐ Yes ☐ No
Mailing Address:
City: State: Zip Code:
Phone: Email:

Building Type (Check appropriate boxes)

☒ Residential ☐ Residential Duplex ☐ Apartment Building ☐ Mobile Home ☐ Commercial (office)
☐ Commercial (warehouse) ☐ Industrial ☐ Strip Mall ☐ Split Level ☐ Church ☐ School

Building Characteristics

Approximate Building Age (years): ~23 Number of Stories: 2
Approximate Building Area (square feet): 2917 Number of Elevators: Ø

Foundation Type (Check appropriate boxes)

☒ Slab-on-Grade ☐ Crawl Space ☐ Basement

Basement Characteristics (Check appropriate boxes) N/A

☐ Dirt Floor ☐ Sealed ☐ Wet Surfaces ☐ Sump Pump ☐ Concrete Cracks ☐ Floor Drains

Factors Influencing Indoor Air Quality

Is there an attached garage?	☒ Yes	☐ No	
Is there smoking in the building?	☐ Yes	☒ No	
Is there new carpet or furniture?	☐ Yes	☒ No	Describe:
Have clothes or drapes been recently dry cleaned?	☐ Yes	☒ No	Describe:
Has painting or staining been done with the last six months?	☒ Yes	☐ No	Describe: Shelves - 4 weeks ago
Has the building been recently remodeled?	☐ Yes	☒ No	Describe:
Has the building ever had a fire?	☐ Yes	☒ No	
Is there a hobby or craft area in the building?	☐ Yes	☒ No	Describe:
Is gun cleaner stored in the building?	☐ Yes	☒ No	
Is there a fuel oil tank on the property?	☐ Yes	☒ No	
Is there a septic tank on the property?	☐ Yes	☒ No	
Has the building been fumigated or sprayed for pests recently?	☐ Yes	☒ No	Describe:
Do any building occupants use solvents at work?	☐ Yes	☒ No	Describe:

* Developed based on guidelines set forth in the Guidance for the Evaluation and Mitigation of Subsurface Vapor Intrusion to Indoor Air (DTSC, 2011).

Bldg ID: 13.138

Sampling Locations

Draw the general floor plan of the building and denote locations of sample collection. Indicate locations of doors, windows, indoor air contaminant sources and field instrument readings.

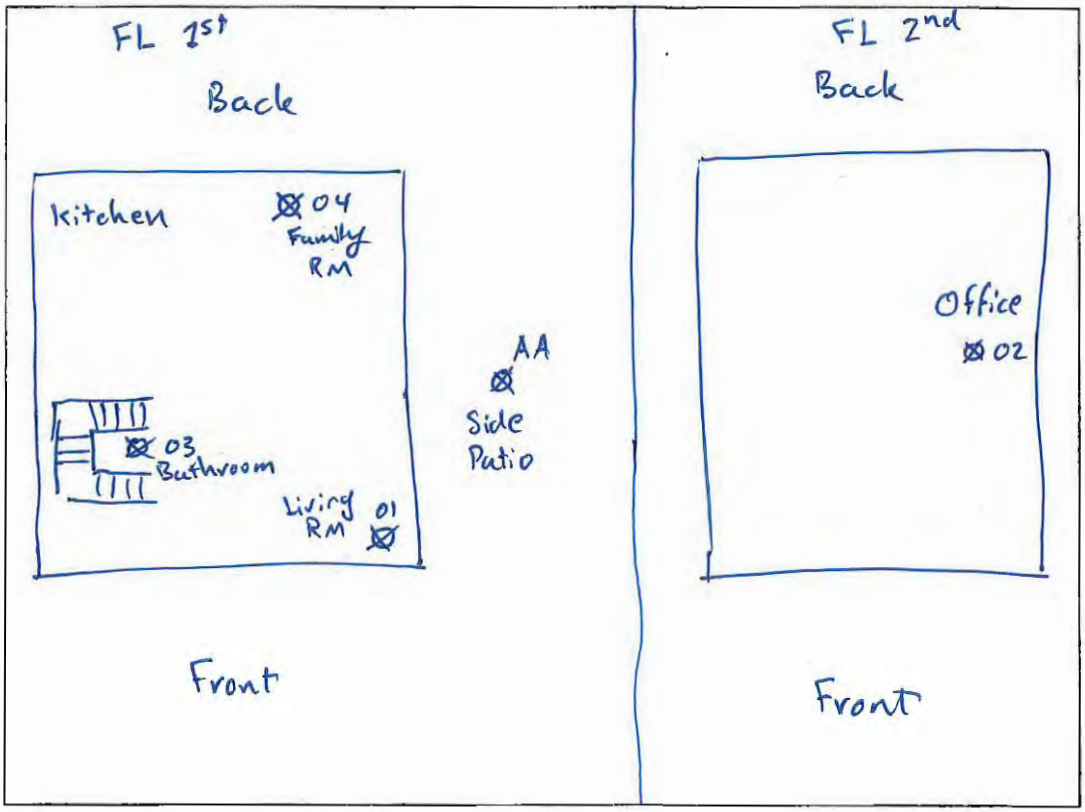

Primary Type of Energy Used (Check appropriate boxes)

☒ Natural Gas ☐ Fuel Oil ☐ Propane ☒ Electricity ☐ Wood ☐ Kerosene

Meteorological Conditions

Describe the general weather conditions during the indoor air sampling event.

General Comments

Provide any other information that may be of importance in understanding the indoor air quality of this building.

* Developed based on guidelines set forth in the Guidance for the Evaluation and Mitigation of Subsurface Vapor Intrusion to Indoor Air (DTSC, 2011).

BULDING SURVEY FORM*

Bldg No.: 13,138

Occupant of Building [redacted]

Address [redacted]

City [redacted]

Field Investigator Mobin Mahmoudi / Loc Tran Date 08/04/2022

Field Instrument Reading	Photo No.	Measurement Location (Ambient Air, Foundation Opening, or Consumer Product)	If Consumer Product, Potential Volatile Ingredients
176	1	13,138 - 01 - 080522 Living Room FL 1	N/A
191	2	13,138 - 02 - 080522 Office FL 2	N/A
179	3	13,138 - 03 - 080522 Bathroom FL 1	N/A
196	4	13,138 - 04 - 080522 Family RM FL 1	N/A
40	5	13,138 - AA - 080522 Side Patio FL 1	N/A

Comments:

*Developed based on guidelines set forth in the Guidance for the Evaluation and Mitigation of Subsurface Vapor Intrusion to Indoor Air (DTSC, 2011).

Note- Use PID as a screening tool to identify indoor air sources of VOCs in the rooms being sampled in addition to measuring background VOCs in the ambient air near a sampling canister. Avoid any room with potential significant indoor air sources that cannot be sealed or removed.

wood.

SOIL GAS SAMPLING RECORD

Soil Gas Sampling Point ID:	13,138 -SS-080522	Project / Task No:	8622397107.01.1E
Project Name:	Former Ford Aeronutronic Facility	Date:	08/05/2022
Project Location:	[redacted]		
Sampled By:	Mobin Mahmoudi / Loc Tran		

Soil Vapor Probe Information:

Probe Type (circle one):	Installation Date:	Installation Time:	Probe Depth ("N/A" for sub-slab, or feet bgs):
Vapor Pin Soil Gas Probe	10/03/2018	11:00	N/A

Shut-in Test:

Time at Start:	Vacuum at Start (in Hg):	Time at End:	Vacuum at End (in Hg):
14:25	-18	14:27	-18

Purging:

Calculated Three Purge Volumes (mL/cc):	90.24 mL/cc	Purging Tool (e.g., syringe, pump, Summa canister):	Syringe
Start Time ("N/A" for syringe):	N/A	Stop Time ("N/A" for syringe):	N/A
Purge Rate (for syringe, note time to pull 50 cc):	15 sec/50cc	Vacuum in Line During Purging (in Hg):	0
Comments:	—		

Helium Measurements:

Conc. in Shroud During Purging/ Sampling (%):	Concentration in Line/Bag During Purging (%):	Measurement Method (circle one):	Comments:
27%	0%	In-line meter Tedlar bag	—

Summa Canister and Sampling:

SUMMA Canister ID:	LC566	Flow Controller ID:	SGM 527
Flow Controller Setting (mL/min):	100-200 mL/min	Vacuum During Sampling (in Hg):	0
Time at Start of Sampling:	Canister Vacuum at Start of Sampling (in Hg):	Time at End of Sampling:	Canister Vacuum at End of Sampling (in Hg):
14:30	-30	14:36	-4

wood.

AIR SAMPLING LOG

Project Name: Former Ford Aeronutronic Facility
Project Number: 8622397107.01.1E
Start Date: 08/04/2022
Building IDs: 13.143

FIRST DAY OF SAMPLING

Sampler Name:	Mobin M. / Loc T.	Weather:	Cloudy
Temperature:	70°F	Barometric Pressure:	29.93 inHg
Notes:	—		

SECOND DAY OF SAMPLING

Sampler Name:	Mobin M. / Loc T.	Weather:	Sunny
Temperature:	72°F	Barometric Pressure:	29.95 inHg
Notes:	—		

Shut-in Test (Passed)	Sample ID	Sample Type	Sample Collection Point	Summa Canister ID	Flow Controller ID	Sampling Start			Sampling End			Comments (dup or rep)
						Start Canister Vacuum	Start Time	Start Date	End Canister Vacuum	End Time	End Date	
✓	13.143-01-080522	IA	Living RM FL 1	D715	FC125	-30	8:10	08/04/22	-21	8:00	08/05/22	
✓	13.143-02-080522	IA	Bathroom FL 1	D873	FC362	-30	8:11	08/04/22	-2	8:01	08/05/22	
✓	13.143-03-080522	IA	Master Bed FL 1	D369	FC16	-30	8:13	08/04/22	-8	8:02	08/05/22	
✓	13.143-04-080522	IA	Office FL 2	D627	FC115	-30	8:14	08/04/22	-4	8:02	08/05/22	
✓	13.143-AA-080522	AA	Back Patio FL 1	D800	FC105	-30	8:15	08/04/22	-7	8:04	08/05/22	

Bldg ID: 13.143
(6 mo. Resample)

BUILDING SURVEY FORM*

Preparer's Name: Mobin Mahmoudi Date/Time Prepared: 08/04/2022
Affiliation: Wood Phone Number: [redacted]

Occupant Information

Occupant Name: [redacted] Interviewed: ☒ Yes ☐ No
Mailing Address: [redacted]
City: [redacted] State: CA Zip Code: _____
Phone: [redacted] Email: _____

Owner/Landlord Information (Check if same as occupant ☒)

Occupant Name: _____ Interviewed: ☐ Yes ☐ No
Mailing Address: _____
City: _____ State: MA Zip Code: _____
Phone: _____ Email: _____

Building Type (Check appropriate boxes)

☐ Residential ☐ Residential Duplex ☐ Apartment Building ☐ Mobile Home ☐ Commercial (office)
☐ Commercial (warehouse) ☐ Industrial ☐ Strip Mall ☐ Split Level ☐ Church ☐ School

Building Characteristics

Approximate Building Age (years): 20 Number of Stories: 2
Approximate Building Area (square feet): 3450 Number of Elevators: 0

Foundation Type (Check appropriate boxes)

☐ Slab-on-Grade ☐ Crawl Space ☐ Basement

Basement Characteristics (Check appropriate boxes)

☐ Dirt Floor ☐ Sealed ☐ Wet Surfaces ☐ Sump Pump ☐ Concrete Cracks ☐ Floor Drains

Factors Influencing Indoor Air Quality

Is there an attached garage?	☒ Yes	☐ No	
Is there smoking in the building?	☐ Yes	☒ No	
Is there new carpet or furniture?	MM ☒ Yes	☒ No	Describe: _____
Have clothes or drapes been recently dry cleaned?	MM ☒ Yes	☒ No	Describe: _____
Has painting or staining been done with the last six months?	☐ Yes	☒ No	Describe: _____
Has the building been recently remodeled?	☐ Yes	☒ No	Describe: _____
Has the building ever had a fire?	☐ Yes	☒ No	
Is there a hobby or craft area in the building?	☐ Yes	☒ No	Describe: _____
Is gun cleaner stored in the building?	☐ Yes	☒ No	
Is there a fuel oil tank on the property?	☐ Yes	☒ No	
Is there a septic tank on the property?	☐ Yes	☒ No	
Has the building been fumigated or sprayed for pests recently?	☐ Yes	☒ No	Describe: _____
Do any building occupants use solvents at work?	☐ Yes	☒ No	Describe: _____

* Developed based on guidelines set forth in the Guidance for the Evaluation and Mitigation of Subsurface Vapor Intrusion to Indoor Air (DTSC 2011).

Bldg ID: 13.143
(6 Mo. Resample)

Sampling Locations

Draw the general floor plan of the building and denote locations of sample collection. Indicate locations of doors, windows, indoor air contaminant sources and field instrument readings.

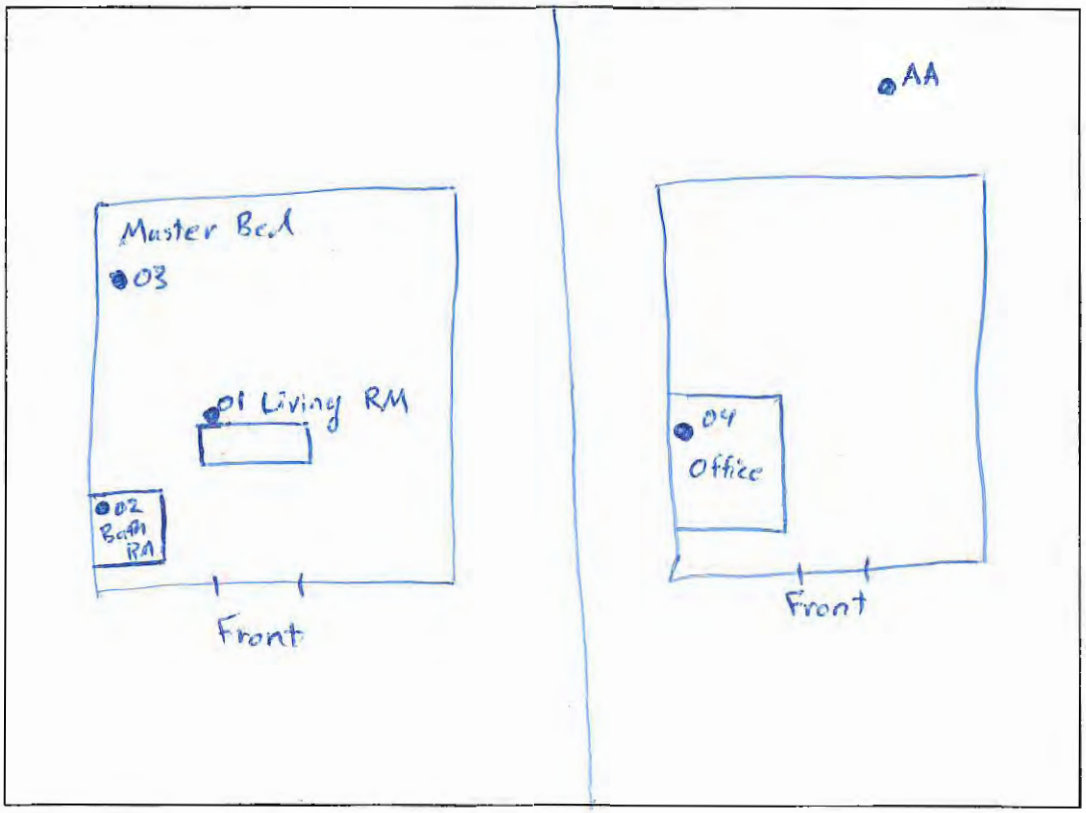

Primary Type of Energy Used (Check appropriate boxes)

☒ Natural Gas ☐ Fuel Oil ☐ Propane ☒ Electricity ☐ Wood ☐ Kerosene

Meteorological Conditions

Describe the general weather conditions during the indoor air sampling event.

Cloudy

General Comments

Provide any other information that may be of importance in understanding the indoor air quality of this building.

none

* Developed based on guidelines set forth in the Guidance for the Evaluation and Mitigation of Subsurface Vapor Intrusion to Indoor Air (DTSC, 2011).

BULDING SURVEY FORM*

Bldg No.: 13.143

Occupant of Building [redacted]

Address [redacted]

City [redacted]

Field Investigator Mobin M. / Loc T. Date 08/04/2022

Field Instrument Reading	Photo No.	Measurement Location (Ambient Air, Foundation Opening, or Consumer Product)	If Consumer Product, Potential Volatile Ingredients
155	1	13.143-01-080522 Living Room FL1	N/A
206	2	13.143-02-080522 ~~Gue~~ Bathroom FL1	N/A
271	3	13.143-03-080522 Master Bed FL1	N/A
295	4	13.143-04-080522 Office FL2	N/A
62	5	13.143-AA-080522 Back Patio FL1	N/A

Comments:

none

*Developed based on guidelines set forth in the Guidance for the Evaluation and Mitigation of Subsurface Vapor Intrusion to Indoor Air (DTSC, 2011).

Note- Use PID as a screening tool to identify indoor air sources of VOCs in the rooms being sampled in addition to measuring background VOCs in the ambient air near a sampling canister. Avoid any room with potential significant indoor air sources that cannot be sealed or removed.

wood.

SOIL GAS SAMPLING RECORD

Soil Gas Sampling Point ID:	13.143 - SS - 080522	Project / Task No:	8622397107.01.1E
Project Name:	Former Ford Aeronutronic Facility	Date:	08/05/2022
Project Location:	[redacted]		
Sampled By:	Mobin M. / Loc T.		

Soil Vapor Probe Information:

Probe Type (circle one):	Installation Date:	Installation Time:	Probe Depth ("N/A" for sub-slab, or feet bgs):
(Vapor Pin) Soil Gas Probe	8/11/21	08:15	N/A

Shut-in Test:

Time at Start:	Vacuum at Start (in Hg):	Time at End:	Vacuum at End (in Hg):
8:20	-20	8:22	-20

Purging:

Calculated Three Purge Volumes (mL/cc):	105 mL/cc	Purging Tool (e.g., syringe, pump, Summa canister):	Syringe
Start Time ("N/A" for syringe):	N/A	Stop Time ("N/A" for syringe):	N/A
Purge Rate (for syringe, note time to pull 50 cc):	15 sec/50mL	Vacuum in Line During Purging (in Hg):	NO
Comments:	—		

Helium Measurements:

Conc. in Shroud During Purging/ Sampling (%):	Concentration in Line/Bag During Purging (%):	Measurement Method (circle one):	Comments:
28%	0%	(In-line meter) Tedlar bag	—

Summa Canister and Sampling:

SUMMA Canister ID:	FLC550	Flow Controller ID:	SGM 227
Flow Controller Setting (mL/min):	100-200 mL/min	Vacuum During Sampling (in Hg):	-1
Time at Start of Sampling:	Canister Vacuum at Start of Sampling (in Hg):	Time at End of Sampling:	Canister Vacuum at End of Sampling (in Hg):
8:25	-30	8:36	-5

wood.

AIR SAMPLING LOG

Project Name: Former Ford Aeronutronics Facility **Project Number:** 8622397108.01.1E

Start Date: 9/1/2022 **Building IDs:** 13.166

FIRST DAY OF SAMPLING

Sampler Name:	C. Nims, M. Allgaier	**Weather:**	Sunny
Temperature:	91F	**Barometric Pressure:**	29.78" Hg
Notes:			

SECOND DAY OF SAMPLING

Sampler Name:	Chrissie N., Madi A.	**Weather:**	Sunny
Temperature:	85°F	**Barometric Pressure:**	29.80 inHg
Notes:	—		

Shut-in Test	Sample ID	Sample Type	Sample Collection Point	Summa Canister ID	Flow Controller ID	Sampling Start			Sampling End			Comments (dup or rep)
						Start Canister Vacuum	Start Time	Start Date	End Canister Vacuum	End Time	End Date	
✓	13.166-01-090222	I	Formal Living Rm F11	D537	FC337	-30	1104	9/1/22	-4	1102	9/2/22	
✓	13.166-02-090222	I	guest bath F11	D850	FC189	-30	1105	9/1/22	-14	1102	9/2/22	
✓	13.166-03-090222	I	Family Rm F11	D452	FC318	-30	1107	9/1/22	-4	1103	9/2/22	
✓	13.166-04-090222	I	master bed F12	D532	FC312	-30	1110	9/1/22	-2	1104	9/2/22	
✓	13.166-05-090222	I	master bath F12	D671	FC323	-29	1112	9/1/22	-5	1105	9/2/22	
✓	13.166-06-090222	I	Kitchen F11	D706	FC456	-30	1108	9/1/22	-7	1103	9/2/22	
✓	13.166-AA-090222	A	Back Patio F11	D131	FC166	-30	1118	9/1/22	-8	1106	9/2/22	

Bldg ID: 13,1166

BUILDING SURVEY FORM*

Preparer's Name: C. Nims, M. Allgaier Date/Time Prepared: 09/01/22 1100
Affiliation: Wood Phone Number: [redacted]

Occupant Information

Occupant Name: [redacted] Interviewed: ☐ Yes ☒ No
Mailing Address:
City: [redacted] State: CA Zip Code:
Phone: [redacted] Email:

Owner/Landlord Information (Check if same as occupant ☒ NO

Occupant Name: [redacted] Interviewed: ☒ Yes ☐ No
Mailing Address:
City: State: Zip Code:
Phone: Email:

Building Type (Check appropriate boxes)

☒ Residential ☐ Residential Duplex ☐ Apartment Building ☐ Mobile Home ☐ Commercial (office)
☐ Commercial (warehouse) ☐ Industrial ☐ Strip Mall ☐ Split Level ☐ Church ☐ School

Building Characteristics

Approximate Building Age (years): ~21 Number of Stories: 2
Approximate Building Area (square feet): ~2900 Number of Elevators: ∅

Foundation Type (Check appropriate boxes)

☒ Slab-on-Grade ☐ Crawl Space ☐ Basement

Basement Characteristics (Check appropriate boxes) N/A

☐ Dirt Floor ☐ Sealed ☐ Wet Surfaces ☐ Sump Pump ☐ Concrete Cracks ☐ Floor Drains

Factors Influencing Indoor Air Quality

Is there an attached garage?	☒ Yes	☐ No	
Is there smoking in the building?	☐ Yes	☒ No	
Is there new carpet or furniture?	☐ Yes	☒ No	Describe:
Have clothes or drapes been recently dry cleaned?	☐ Yes	☒ No	Describe:
Has painting or staining been done with the last six months?	☐ Yes	☐ No	Describe: March
Has the building been recently remodeled?	☐ Yes	☐ No	Describe: roof / Feb-March
Has the building ever had a fire?	☐ Yes	☒ No	
Is there a hobby or craft area in the building?	☐ Yes	☒ No	Describe:
Is gun cleaner stored in the building?	☐ Yes	☒ No	
Is there a fuel oil tank on the property?	☐ Yes	☒ No	
Is there a septic tank on the property?	☐ Yes	☒ No	
Has the building been fumigated or sprayed for pests recently?	☒ Yes	☐ No	Describe: 1x/month
Do any building occupants use solvents at work?	☐ Yes	☒ No	Describe:

* Developed based on guidelines set forth in the Guidance for the Evaluation and Mitigation of Subsurface Vapor Intrusion to Indoor Air (DTSC, 2011).

Bldg ID: 13,166

Sampling Locations

Draw the general floor plan of the building and denote locations of sample collection. Indicate locations of doors, windows, indoor air contaminant sources and field instrument readings.

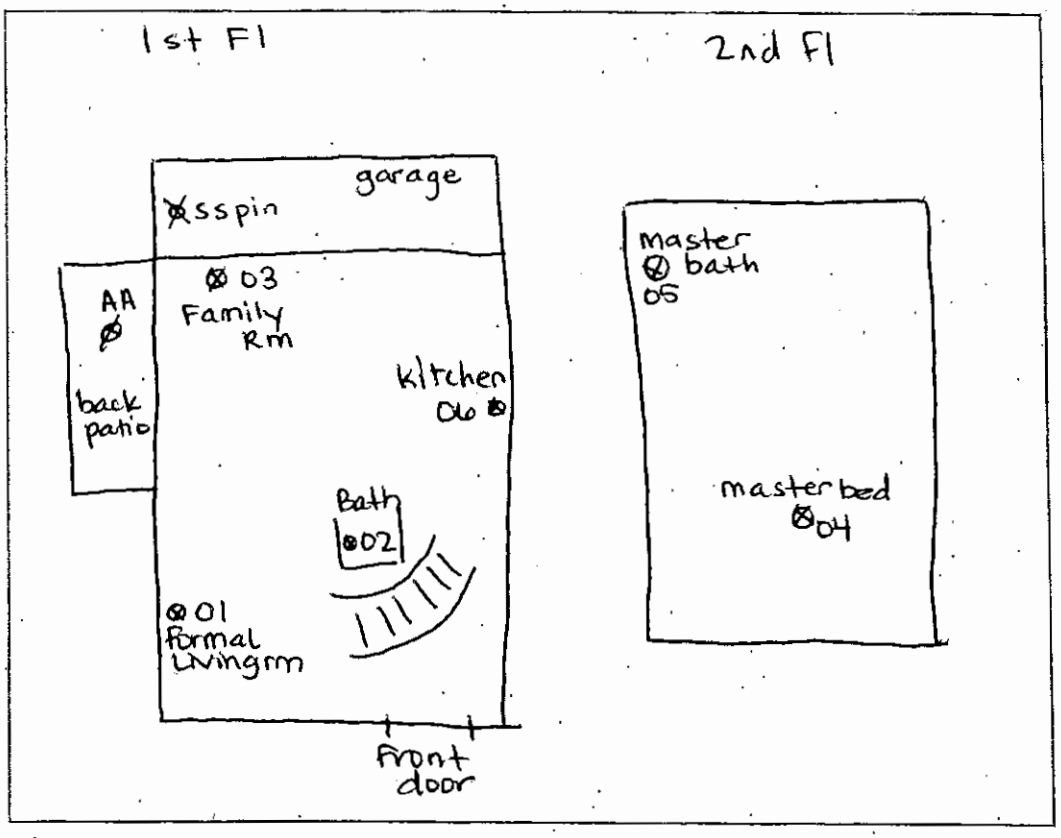

Primary Type of Energy Used (Check appropriate boxes)

☒ Natural Gas ☐ Fuel Oil ☐ Propane ☒ Electricity ☐ Wood ☐ Kerosene

Meteorological Conditions

Describe the general weather conditions during the indoor air sampling event.

Sunny

General Comments

Provide any other information that may be of importance in understanding the indoor air quality of this building.

N/A

* Developed based on guidelines set forth in the Guidance for the Evaluation and Mitigation of Subsurface Vapor Intrusion to Indoor Air (DTSC, 2011).

BULDING SURVEY FORM*

Bldg No.: 13.1166

Occupant of Building [redacted]

Address [redacted]

City [redacted]

Field Investigator C. Nims, M. Allgaier Date 9/1/2022

Field Instrument Reading	Photo No.	Measurement Location (Ambient Air, Foundation Opening, or Consumer Product)	If Consumer Product, Potential Volatile Ingredients
558	01	13.1166-01-090222 Formal Living Rm F1 1	candle
509	02	13.1166-02-090222 Guest Bath F1 1	bodyspray
511	03	13.1166-03-090222 Family Rm F1 1	candle
764	04	13.1166-04-090222 Master Bedroom F1 2	candle
705	05	13.1166-05-090222 master bathrm f1 2	perfume; bathing supplies
537	06	13.1166-06-090222 Kitchen f1 1	N/A
124	07	13.1166-AA-090222 Back Patio F1 1	adjacent to grill

Comments:

home cleaning conducted ongoing; immediately prior to sampling event, several ~~cleaners~~ cleaning products (CN), vacuum used during IA sampling set-up.

*Developed based on guidelines set forth in the Guidance for the Evaluation and Mitigation of Subsurface Vapor Intrusion to Indoor Air (DTSC, 2011).

Note- Use PID as a screening tool to identify indoor air sources of VOCs in the rooms being sampled in addition to measuring background VOCs in the ambient air near a sampling canister. Avoid any room with potential significant indoor air sources that cannot be sealed or removed.

wood.

SOIL GAS SAMPLING RECORD

Soil Gas Sampling Point ID:	13166-SS-090922	Project / Task No:	8622397108.01.1E
Project Name:	Former Ford Aeronutronic Facility	Date:	09/09/22
Project Location:	[redacted]		
Sampled By:	Maria Valdovinos / Lou Tran		

Soil Vapor Probe Information:

Probe Type (circle one):	Installation Date:	Installation Time:	Probe Depth ("N/A" for sub-slab, or feet bgs):
Vapor Pin Soil Gas Probe	09/18/19	1250	N/A

Shut-in Test:

Time at Start:	Vacuum at Start (in Hg):	Time at End:	Vacuum at End (in Hg):
0815	-18	0820	-18

Purging:

Calculated Three Purge Volumes (mL/cc):	97.74	Purging Tool (e.g., syringe, pump, Summa canister):	Syringe
Start Time ("N/A" for syringe):	N/A	Stop Time ("N/A" for syringe):	N/A
Purge Rate (for syringe, note time to pull 50 cc):	15 sec	Vacuum in Line During Purging (in Hg):	0
Comments:	None		

Helium Measurements:

Conc. in Shroud During Purging/ Sampling (%):	Concentration in Line/Bag During Purging (%):	Measurement Method (circle one):	Comments:
22	0	In-line meter Tedlar bag	None

Summa Canister and Sampling:

SUMMA Canister ID:	L0026	Flow Controller ID:	SGM534
Flow Controller Setting (mL/min):	200	Vacuum During Sampling (in Hg):	0
Time at Start of Sampling:	Canister Vacuum at Start of Sampling (in Hg):	Time at End of Sampling:	Canister Vacuum at End of Sampling (in Hg):
0823	-30	0830	-5

wood.

AIR SAMPLING LOG

Project Name: Ford Newport Beach
Project Number: 8622397107.01.1E
Start Date: 07/21/22
Building IDs: 13.167

FIRST DAY OF SAMPLING

Sampler Name:	Casey Polon + Loc Tran	Weather:	Partly cloudy
Temperature:	70°F	Barometric Pressure:	29.96 inHg
Notes:	—		

SECOND DAY OF SAMPLING

Sampler Name:	Casey Polon + Loc Tran	Weather:	partly cloudy
Temperature:	71°F	Barometric Pressure:	29.88 inHg
Notes:	—		

Shut-in Test	Sample ID	Sample Type	Sample Collection Point	Summa Canister ID	Flow Controller ID	Sampling Start			Sampling End			Comments (dup or rep)
						Start Canister Vacuum	Start Time	Start Date	End Canister Vacuum	End Time	End Date	
X	13.167-01-072222	IA	Dining rm FL1	SIM071	FC357	-30	0934	07/21/22	-5	0930	07/22/22	
X	13.167-11-072222	IA	"	D361	FC343	-30	0934	07/21/22	-5	0930	07/22/22	dup
X	13.167-02-072222	IA	guest bath FL1	D747	FC139	-30	0936	07/21/22	-5	0931	07/22/22	
X	13.167-03-072222	IA	master bed FL2	D449	FC83	-30	0938	07/21/22	-6	0932	07/22/22	
X	13.167-04-072222	IA	bath FL2	D182	FC346	-30	0940	07/21/22	-7	0932	07/22/22	
X	13.167-AA 072222	AA	front porch FL1	D505	FC431	-30	0942	07/21/22	-7	0932	07/22/22	

Bldg ID: 13.167

BUILDING SURVEY FORM*

Preparer's Name: Casey Polor Date/Time Prepared: 7/21/22, 0915
Affiliation: Wood Phone Number: [redacted]

Occupant Information

Occupant Name: [redacted] Interviewed: ☐ Yes ☐ No
Mailing Address: [redacted]
City: [redacted] State: CA Zip Code: [redacted]
Phone [redacted] Email:

Owner/Landlord Information (Check if same as occupant ☒)

Occupant Name: Interviewed: ☐ Yes ☐ No
Mailing Address:
City: State: Zip Code:
Phone: Email:

Building Type (Check appropriate boxes)

☒ Residential ☐ Residential Duplex ☐ Apartment Building ☐ Mobile Home ☐ Commercial (office)
☐ Commercial (warehouse) ☐ Industrial ☐ Strip Mall ☐ Split Level ☐ Church ☐ School

Building Characteristics

Approximate Building Age (years): 23 Number of Stories: 2
Approximate Building Area (square feet): 4,852 Number of Elevators: 0

Foundation Type (Check appropriate boxes)

☒ Slab-on-Grade ☐ Crawl Space ☐ Basement

Basement Characteristics (Check appropriate boxes) none

☐ Dirt Floor ☐ Sealed ☐ Wet Surfaces ☐ Sump Pump ☐ Concrete Cracks ☐ Floor Drains

Factors Influencing Indoor Air Quality

Is there an attached garage?	☒ Yes	☐ No	
Is there smoking in the building?	☐ Yes	☒ No	
Is there new carpet or furniture?	☐ Yes	☒ No	Describe:
Have clothes or drapes been recently dry cleaned?	☒ Yes	☐ No	Describe: clothing
Has painting or staining been done with the last six months?	☐ Yes	☒ No	Describe:
Has the building been recently remodeled?	☐ Yes	☒ No	Describe:
Has the building ever had a fire?	☐ Yes	☒ No	
Is there a hobby or craft area in the building?	☐ Yes	☒ No	Describe:
Is gun cleaner stored in the building?	☐ Yes	☒ No	
Is there a fuel oil tank on the property?	☐ Yes	☒ No	
Is there a septic tank on the property?	☐ Yes	☒ No	
Has the building been fumigated or sprayed for pests recently?	☐ Yes	☒ No	Describe:
Do any building occupants use solvents at work?	☐ Yes	☒ No	Describe:

* Developed based on guidelines set forth in the Guidance for the Evaluation and Mitigation of Subsurface Vapor Intrusion to Indoor Air (DTSC, 2011).

Bldg ID: 13.167

Sampling Locations

Draw the general floor plan of the building and denote locations of sample collection. Indicate locations of doors, windows, indoor air contaminant sources and field instrument readings.

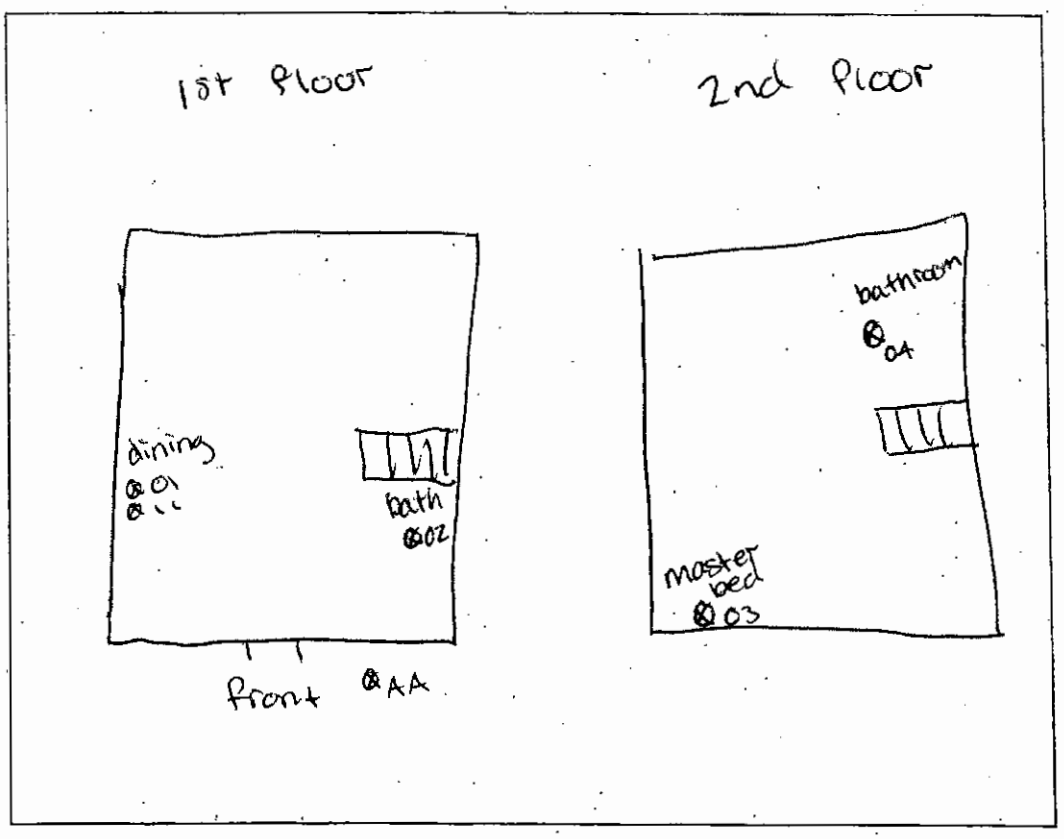

Primary Type of Energy Used (Check appropriate boxes)

☒ Natural Gas ☐ Fuel Oil ☐ Propane ☒ Electricity ☐ Wood ☐ Kerosene

Meteorological Conditions

Describe the general weather conditions during the indoor air sampling event.

partly cloudy, 70°F

General Comments

Provide any other information that may be of importance in understanding the indoor air quality of this building.

* Developed based on guidelines set forth in the Guidance for the Evaluation and Mitigation of Subsurface Vapor Intrusion to Indoor Air (DTSC, 2011).

BULDING SURVEY FORM*

Bldg No.: 13.167

Occupant of Building [redacted]

Address [redacted]

City [redacted]

Field Investigator Casey Polon + Loc Tran Date 07/21/22

Field Instrument Reading	Photo No.	Measurement Location (Ambient Air, Foundation Opening, or Consumer Product)	If Consumer Product, Potential Volatile Ingredients
0	1	13.167-01-072222 13.167-11-072222, Dining room, FL1	
0	2	13.167-02-072222, guest bath, FL1	
0	3	13.167-03-072222, Master bed, FL2	
3	4	13.167-04-072222, bathroom, FL2	
0	5	13.167-AA-072222, front porch, FL1	

Comments:

*Developed based on guidelines set forth in the Guidance for the Evaluation and Mitigation of Subsurface Vapor Intrusion to Indoor Air (DTSC, 2011).

Note- Use PID as a screening tool to identify indoor air sources of VOCs in the rooms being sampled in addition to measuring background VOCs in the ambient air near a sampling canister. Avoid any room with potential significant indoor air sources that cannot be sealed or removed.

wood.

SOIL GAS SAMPLING RECORD

Soil Gas Sampling Point ID:	13,167-SS-072222	Project / Task No:	8622397107.01.1E
Project Name:	Former Ford Aeronutronic Facility	Date:	7/22/22
Project Location:	[redacted]		
Sampled By:	Casey Polon + Loc Tran		

Soil Vapor Probe Information:

Probe Type (circle one):	Installation Date:	Installation Time:	Probe Depth ("N/A" for sub-slab, or feet bgs):
Vapor Pin / Soil Gas Probe	01/17/20	1013	N/A

Shut-in Test:

Time at Start:	Vacuum at Start (in Hg):	Time at End:	Vacuum at End (in Hg):
~~0953~~ 0953	-17	0955	-17

Purging:

Calculated Three Purge Volumes (mL/cc):	120.24	Purging Tool (e.g., syringe, pump, Summa canister):	Syringe
Start Time ("N/A" for syringe):	N/A	Stop Time ("N/A" for syringe):	N/A
Purge Rate (for syringe, note time to pull 50 cc):	15 sec	Vacuum in Line During Purging (in Hg):	0
Comments:	—		

Helium Measurements:

Conc. in Shroud During Purging/ Sampling (%):	Concentration in Line/Bag During Purging (%):	Measurement Method (circle one):	Comments:
28%	0	In-line meter / Tedlar bag	—

Summa Canister and Sampling: *sampled very slowly → no downhole vacuum*

SUMMA Canister ID:	LC015	Flow Controller ID:	SGM154
Flow Controller Setting (mL/min):	200	Vacuum During Sampling (in Hg):	0
Time at Start of Sampling:	Canister Vacuum at Start of Sampling (in Hg):	Time at End of Sampling:	Canister Vacuum at End of Sampling (in Hg):
0958	-30	1027	-20

ended sampling @ -20

wood.

AIR SAMPLING LOG

Project Name: Ford Newport Beach
Project Number: 86223971 07.01.1E
Start Date: Th 6/30/22
Building IDs: 16.019

FIRST DAY OF SAMPLING 6/30/22

Sampler Name:	Rachel Mills + Tyler Barrows	Weather:	overcast morning to sunny, clear + warm afternoon
Temperature:		Barometric Pressure:	
Notes:			

SECOND DAY OF SAMPLING Fri 7/1/22

Sampler Name:	Rachel Mills + Tyler Barrows	Weather:	overcast morning to sunny + warm
Temperature:		Barometric Pressure:	
Notes:			

Shut-in Test (passed)	Sample ID	Sample Type	Sample Collection Point	Summa Canister ID	Flow Controller ID	Sampling Start			Sampling End			Comments (dup or rep)
						Start Canister Vacuum	Start Time	Start Date	End Canister Vacuum	End Time	End Date	
✓	16.019-01-070122	Indoor Air	Living Rm (1st FL)	D856	FC110	-30	0814	6/30/22	-4	0801	7/01/22	
✓	16.019-02-070122	↓	Bathroom (1st FL)	D789	FC109	-30	0817	↓	-5	0802	↓	
✓	16.019-03-070122	↓	Master Bed (2nd FL)	D556	FC227	-30	0819	↓	-3	0803	↓	
✓	16.019-AA-070122	Ambient Air	Back Porch (1st FL)	D642	FC285	-29	0821	↓	-1.5	0806	↓	

Bldg ID: 16.019
2 yr. Resample

BUILDING SURVEY FORM*

Preparer's Name: Rachel Mills Date/Time Prepared: Th 6/30/22 ≈0800
Affiliation: Wood E+IS, Inc. Phone Number: [redacted]

Occupant Information

Occupant Name: [redacted] Interviewed: ☑ Yes ☐ No
Mailing Address: [redacted]
City: [redacted] State: CA Zip Code: [redacted]
Phone [redacted] Email:

Owner/Landlord Information (Check if same as occupant ☑)

Occupant Name: Interviewed: ☐ Yes ☐ No
Mailing Address:
City: State: Zip Code:
Phone: Email:

Building Type (Check appropriate boxes)

☐ Residential ☑ Residential Duplex ☑ Apartment Building ☐ Mobile Home ☐ Commercial (office)
☐ Commercial (warehouse) ☐ Industrial ☐ Strip Mall ☐ Split Level ☐ Church ☐ School

Building Characteristics

Approximate Building Age (years): 1977 Number of Stories: 2
Approximate Building Area (square feet): 1,684 ft² Number of Elevators: Ø

Foundation Type (Check appropriate boxes)

☑ Slab-on-Grade ☐ Crawl Space ☐ Basement

Basement Characteristics (Check appropriate boxes) NA

☐ Dirt Floor ☐ Sealed ☐ Wet Surfaces ☐ Sump Pump ☐ Concrete Cracks ☐ Floor Drains

Factors Influencing Indoor Air Quality

Is there an attached garage?	☑ Yes	☐ No	
Is there smoking in the building?	☐ Yes	☑ No	
Is there new carpet or furniture?	☑ Yes	☐ No	Describe: ≈7 1/yr.
Have clothes or drapes been recently dry cleaned?	☑ Yes	☐ No	Describe:
Has painting or staining been done with the last six months?	☐ Yes	☑ No	Describe:
Has the building been recently remodeled?	☐ Yes	☑ No	Describe:
Has the building ever had a fire?	☐ Yes	☑ No	
Is there a hobby or craft area in the building?	☐ Yes	☑ No	Describe:
Is gun cleaner stored in the building?	☐ Yes	☑ No	
Is there a fuel oil tank on the property?	☐ Yes	☑ No	
Is there a septic tank on the property?	☐ Yes	☑ No	
Has the building been fumigated or sprayed for pests recently?	☐ Yes	☑ No	Describe:
Do any building occupants use solvents at work?	☐ Yes	☑ No	Describe:

* Developed based on guidelines set forth in the Guidance for the Evaluation and Mitigation of Subsurface Vapor Intrusion to Indoor Air (DTSC, 2011).

Bldg ID: 16.019
Th 6/30/22 (2 yr Resample)
Rm/TB

Sampling Locations

Draw the general floor plan of the building and denote locations of sample collection. Indicate locations of doors, windows, indoor air contaminant sources and field instrument readings.

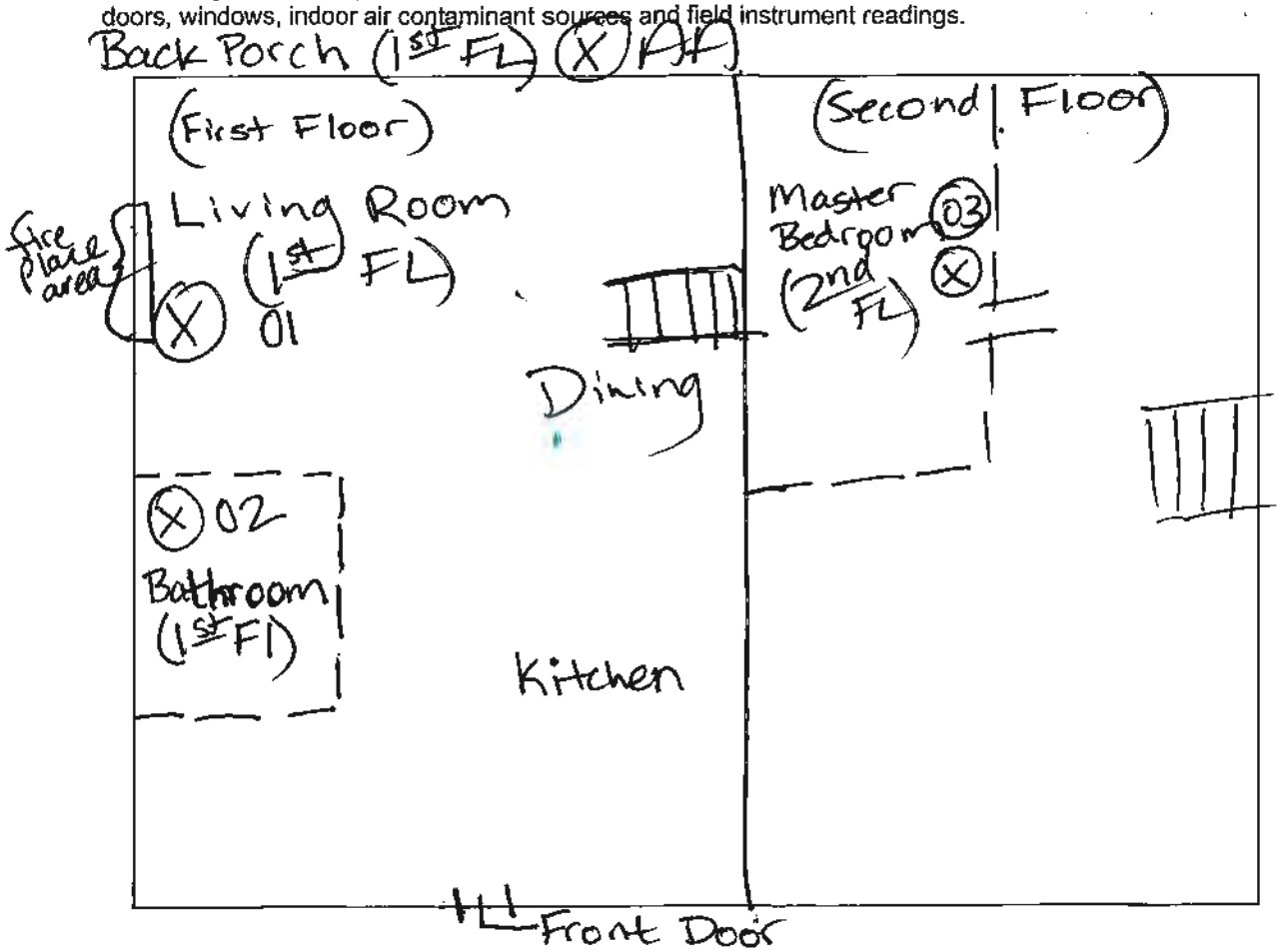

Primary Type of Energy Used (Check appropriate boxes)

☑ Natural Gas ☐ Fuel Oil ☐ Propane ☑ Electricity ☐ Wood ☐ Kerosene

Meteorological Conditions

Describe the general weather conditions during the indoor air sampling event.

overcast to clear + warm

General Comments

Provide any other information that may be of importance in understanding the indoor air quality of this building.

NA

* Developed based on guidelines set forth in the Guidance for the Evaluation and Mitigation of Subsurface Vapor Intrusion to Indoor Air (DTSC, 2011).

BULDING SURVEY FORM*

Bldg No.: 16.019 (2yr Resample)

Occupant of Building [redacted]

Address [redacted]

City [redacted]

Field Investigator R.Mills + J.Barrows Date Th. 6/30/22

Field Instrument Reading (ppb)	Photo No.	Measurement Location (Ambient Air, Foundation Opening, or Consumer Product)	If Consumer Product, Potential Volatile Ingredients
90	1	16.019-01-070122 Living Room (1st Floor)	
94	2	16.019-02-070122 Bathroom (1st Floor)	
203	3	16.019-03-070122 Master Bedroom (2nd Floor)	
85	4	16.019-AA-070122 Back Porch (1st Floor)	

Comments:

NA

*Developed based on guidelines set forth in the Guidance for the Evaluation and Mitigation of Subsurface Vapor Intrusion to Indoor Air (DTSC, 2011).

Note- Use PID as a screening tool to identify indoor air sources of VOCs in the rooms being sampled in addition to measuring background VOCs in the ambient air near a sampling canister. Avoid any room with potential significant indoor air sources that cannot be sealed or removed.

wood.

AIR SAMPLING LOG

Project Name: Former Ford Aeronutronic Facility
Project Number: 8622397107.01.1E
Start Date: 08/09/2022
Building IDs: 22.002

FIRST DAY OF SAMPLING

Sampler Name:	Mobin M. / Loc T.	Weather:	Sunny
Temperature:	84°F	Barometric Pressure:	29.93 in Hg
Notes:	—		

SECOND DAY OF SAMPLING

Sampler Name:	Mobin M. / Loc T.	Weather:	Sunny
Temperature:	81°F	Barometric Pressure:	30.00 in Hg
Notes:	—		

Shut-in Test	Sample ID	Sample Type	Sample Collection Point	Summa Canister ID	Flow Controller ID	Sampling Start			Sampling End			Comments (dup or rep)
						Start Canister Vacuum	Start Time	Start Date	End Canister Vacuum	End Time	End Date	
✓	22.002-01-081022	IA	Living Rm FL2	D419	FC385	-30	12:44	08/09/22	-7	12:35	08/10/22	
✓	22.002-02-081022	IA	Bathroom FL2	SIM093	FC387	-30	12:45	08/09/22	-8	12:36	08/10/22	
✓	22.002-03-081022	IA	Master Bed FL1	D829	FC353	-30	12:46	08/09/22	-6	12:37	08/10/22	
✓	22.002-04-081022	IA	Storage FL1	D621	FC413	-30	12:47	08/09/22	-6	12:37	08/10/22	
✓	22.002-AA-081022	AA	Patio FL1	D880	FC102	-30	12:49	08/09/22	-9	12:38	08/10/22	
✓	22.002-CS-081022	IA	Crawl space FL1	D857	FC28	-30	13:06	08/09/22	-4	12:56	08/10/22	

Bldg ID: 22.002

BUILDING SURVEY FORM*

Preparer's Name: Mobin Mahmondi Date/Time Prepared: 08/09/2022
Affiliation: Wood Phone Number: [redacted]

Occupant Information

Occupant Name: [redacted] Interviewed: ☒ Yes ☐ No
Mailing Address: [redacted]
City: [redacted] State: CA Zip Code: [redacted]
Phone: [redacted] Email:

Owner/Landlord Information (Check if same as occupant ☒)

Occupant Name: Interviewed: ☐ Yes ☐ No
Mailing Address:
City: State: Zip Code:
Phone: Email:

Building Type (Check appropriate boxes)

☒ Residential ☐ Residential Duplex ☐ Apartment Building ☐ Mobile Home ☐ Commercial (office)
☐ Commercial (warehouse) ☐ Industrial ☐ Strip Mall ☐ Split Level ☐ Church ☐ School

Building Characteristics

Approximate Building Age (years): 38 Number of Stories: 2
Approximate Building Area (square feet): 2000 Number of Elevators: Ø

Foundation Type (Check appropriate boxes)

FL 2 FL 1
☒ Slab-on-Grade ☒ Crawl Space ☐ Basement

Basement Characteristics (Check appropriate boxes) N/A

☐ Dirt Floor ☐ Sealed ☐ Wet Surfaces ☐ Sump Pump ☐ Concrete Cracks ☐ Floor Drains

Factors Influencing Indoor Air Quality

Is there an attached garage?	☒ Yes	☐ No	
Is there smoking in the building?	☐ Yes	☒ No	
Is there new carpet or furniture?	☐ Yes	☒ No	Describe:
Have clothes or drapes been recently dry cleaned?	☐ Yes	☒ No	Describe:
Has painting or staining been done with the last six months?	☐ Yes	☒ No	Describe:
Has the building been recently remodeled?	☐ Yes	☒ No	Describe:
Has the building ever had a fire?	☐ Yes	☒ No	
Is there a hobby or craft area in the building?	☐ Yes	☒ No	Describe:
Is gun cleaner stored in the building?	☐ Yes	☒ No	
Is there a fuel oil tank on the property?	☐ Yes	☒ No	
Is there a septic tank on the property?	☐ Yes	☒ No	
Has the building been fumigated or sprayed for pests recently?	☐ Yes	☒ No	Describe:
Do any building occupants use solvents at work?	☐ Yes	☒ No	Describe:

* Developed based on guidelines set forth in the Guidance for the Evaluation and Mitigation of Subsurface Vapor Intrusion to Indoor Air (DTSC, 2011).

Bldg ID: 22.002

Sampling Locations

Draw the general floor plan of the building and denote locations of sample collection. Indicate locations of doors, windows, indoor air contaminant sources and field instrument readings.

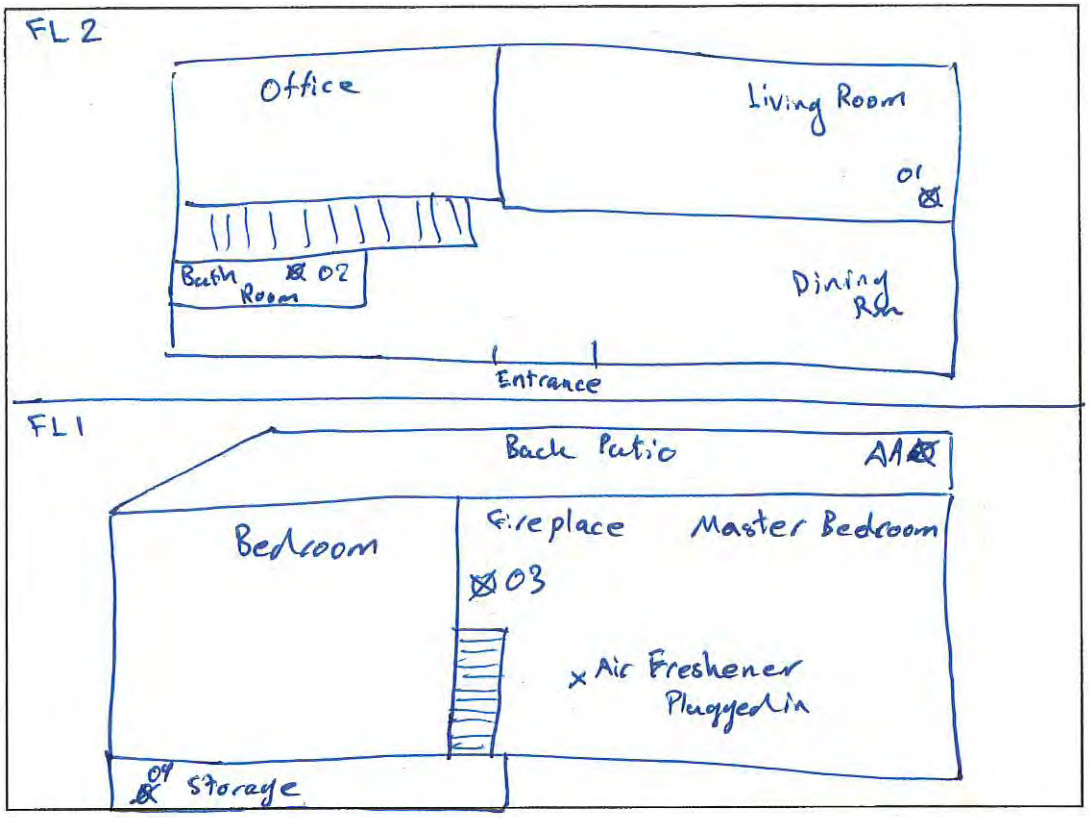

Primary Type of Energy Used (Check appropriate boxes)

☒ Natural Gas ☐ Fuel Oil ☐ Propane ☒ Electricity ☐ Wood ☐ Kerosene

Meteorological Conditions

Describe the general weather conditions during the indoor air sampling event.

Sunny

General Comments

Provide any other information that may be of importance in understanding the indoor air quality of this building.

* Developed based on guidelines set forth in the Guidance for the Evaluation and Mitigation of Subsurface Vapor Intrusion to Indoor Air (DTSC, 2011).

BULDING SURVEY FORM*

Bldg No.: 22.002

Occupant of Building [redacted]

Address [redacted]

City [redacted]

Field Investigator Mobin M. / Loc T. Date 08/09/2022

Field Instrument Reading	Photo No.	Measurement Location (Ambient Air, Foundation Opening, or Consumer Product)	If Consumer Product, Potential Volatile Ingredients
18	1	22.002 - 01 - 081022 Living Room FL2	—
39	2	22.002 - 02 - 081022 Bathroom FL2	—
270	3	22.002 - 03 - 081022 Master Bed FL1	—
63	4	22.002 - 04 - 081022 Storage FL1	—
0	5	22.002 - AA - 081022 Patio FL1	—
0	6	22.002 - CS - 081022 Crawl space before sampling	—
0	7	22.002 - CS - 081122 Crawl space after sampling	—

Comments:

*Developed based on guidelines set forth in the Guidance for the Evaluation and Mitigation of Subsurface Vapor Intrusion to Indoor Air (DTSC, 2011).

Note- Use PID as a screening tool to identify indoor air sources of VOCs in the rooms being sampled in addition to measuring background VOCs in the ambient air near a sampling canister. Avoid any room with potential significant indoor air sources that cannot be sealed or removed.

wood.

SOIL GAS SAMPLING RECORD

Soil Gas Sampling Point ID:	22.002-SS-081022	Project / Task No:	8622397107.01.1E
Project Name:	Former Ford Aeronutronic Facility	Date:	08/10/2022
Project Location:	[22.002] [redacted]		
Sampled By:	Mobin M. / Loc Tran		

Soil Vapor Probe Information:

Probe Type (circle one):	Installation Date:	Installation Time:	Probe Depth ("N/A" for sub-slab, or feet bgs):
Vapor Pin Soil Gas Probe	7/11/2019	12:00	N/A

Shut-in Test:

Time at Start:	Vacuum at Start (in Hg):	Time at End:	Vacuum at End (in Hg):
13:12	-20	13:14	-20

Purging:

Calculated Three Purge Volumes (mL/cc):	105.24 mL/cc	Purging Tool (e.g., syringe, pump, Summa canister):	Syringe
Start Time ("N/A" for syringe):	N/A	Stop Time ("N/A" for syringe):	N/A
Purge Rate (for syringe, note time to pull 50 cc):	50cc/15 sec	Vacuum in Line During Purging (in Hg):	0
Comments:	—		

Helium Measurements:

Conc. in Shroud During Purging/ Sampling (%):	Concentration in Line/Bag During Purging (%):	Measurement Method (circle one):	Comments:
31%	0	In-line meter Tedlar bag	—

Summa Canister and Sampling:

SUMMA Canister ID:	LC217	Flow Controller ID:	SGM130
Flow Controller Setting (mL/min):	100-200	Vacuum During Sampling (in Hg):	0
Time at Start of Sampling:	Canister Vacuum at Start of Sampling (in Hg):	Time at End of Sampling:	Canister Vacuum at End of Sampling (in Hg):
13:19	-30	13:25	-04

wood.

AIR SAMPLING LOG

Project Name: Former Ford Aeronutronic Facility
Project Number: 8622397107.01.1E
Start Date: 08/04/2022
Building IDs: 22.007

FIRST DAY OF SAMPLING

Sampler Name:	Mobin M. / Loc T.	Weather:	Sunny
Temperature:	72°F	Barometric Pressure:	29.93 inHg
Notes:	—		

SECOND DAY OF SAMPLING

Sampler Name:	Mobin M. / Loc T.	Weather:	Sunny
Temperature:	73°F	Barometric Pressure:	29.96 inHg
Notes:	—		

Shut-in Test	Sample ID	Sample Type	Sample Collection Point	Summa Canister ID	Flow Controller ID	Sampling Start			Sampling End			Comments (dup or rep)
						Start Canister Vacuum	Start Time	Start Date	End Canister Vacuum	End Time	End Date	
✓	22.007-01-080522	I	Living RM FL2	D495	FC480	-30	9:35	08/04/22	-5	9:36	08/05/22	
✓	22.007-02-080522	I	Bath RM FL2	D448	FC439	-30	9:37	08/04/22	-4	9:36	08/05/22	
✓	22.007-03-080522	I	Storage FL1	D496	FC269	-30	9:38	08/04/22	-9	9:38	08/05/22	
✓	22.007-04-080522	I	Master Bed FL1	D555	FC185	-30	9:39	08/04/22	-6	9:38	08/05/22	
✓	22.007-AA-080522	A	Deck FL1	D592	FC381	-30	9:40	08/04/22	-2	9:39	08/05/22	
✓	22.007-CS-080522	I	Crawl Space	SIM032	FC150	-30	9:58	08/04/22	-6	9:49	08/05/22	

Bldg ID: 22,007

BUILDING SURVEY FORM*

Preparer's Name: Mobin Mahmoudi Date/Time Prepared: 08/04/2022
Affiliation: Wood Phone Number: [redacted]

Occupant Information

Occupant Name: [redacted] Interviewed: ☒ Yes ☐ No
Mailing Address: [redacted]
City: [redacted] State: CA Zip Code: [redacted]
Phone: [redacted] Email: [redacted]

↳ She would like to recieve results via email.

Owner/Landlord Information (Check if same as occupant ☒)

Occupant Name: _____ Interviewed: ☐ Yes ☐ No
Mailing Address: _____
City: _____ State: _____ Zip Code: _____
Phone: _____ Email: _____

Building Type (Check appropriate boxes)

☒ Residential ☐ Residential Duplex ☐ Apartment Building ☐ Mobile Home ☐ Commercial (office)
☐ Commercial (warehouse) ☐ Industrial ☐ Strip Mall ☐ Split Level ☐ Church ☐ School

Building Characteristics

Approximate Building Age (years): ~30 Number of Stories: 2
Approximate Building Area (square feet): ~1600 Number of Elevators: 0

Foundation Type (Check appropriate boxes)

☐ Slab-on-Grade ☒ Crawl Space ☐ Basement

Basement Characteristics (Check appropriate boxes)

☒ Dirt Floor ☐ Sealed ☐ Wet Surfaces ☐ Sump Pump ☐ Concrete Cracks ☐ Floor Drains

Factors Influencing Indoor Air Quality

Is there an attached garage?	☒ Yes	☐ No	
Is there smoking in the building?	☐ Yes	☒ No	
Is there new carpet or furniture?	☐ Yes	☒ No	Describe:
Have clothes or drapes been recently dry cleaned?	☐ Yes	☒ No	Describe:
Has painting or staining been done with the last six months?	☐ Yes	☒ No	Describe:
Has the building been recently remodeled?	☐ Yes	☒ No	Describe:
Has the building ever had a fire?	☐ Yes	☒ No	
Is there a hobby or craft area in the building?	☐ Yes	☒ No	Describe:
Is gun cleaner stored in the building?	☐ Yes	☒ No	
Is there a fuel oil tank on the property?	☐ Yes	☒ No	
Is there a septic tank on the property?	☐ Yes	☒ No	
Has the building been fumigated or sprayed for pests recently?	☐ Yes	☒ No	Describe:
Do any building occupants use solvents at work?	☐ Yes	☒ No	Describe:

* Developed based on guidelines set forth in the Guidance for the Evaluation and Mitigation of Subsurface Vapor Intrusion to Indoor Air (DTSC, 2011).

Bldg ID: 22.007

Sampling Locations

Draw the general floor plan of the building and denote locations of sample collection. Indicate locations of doors, windows, indoor air contaminant sources and field instrument readings.

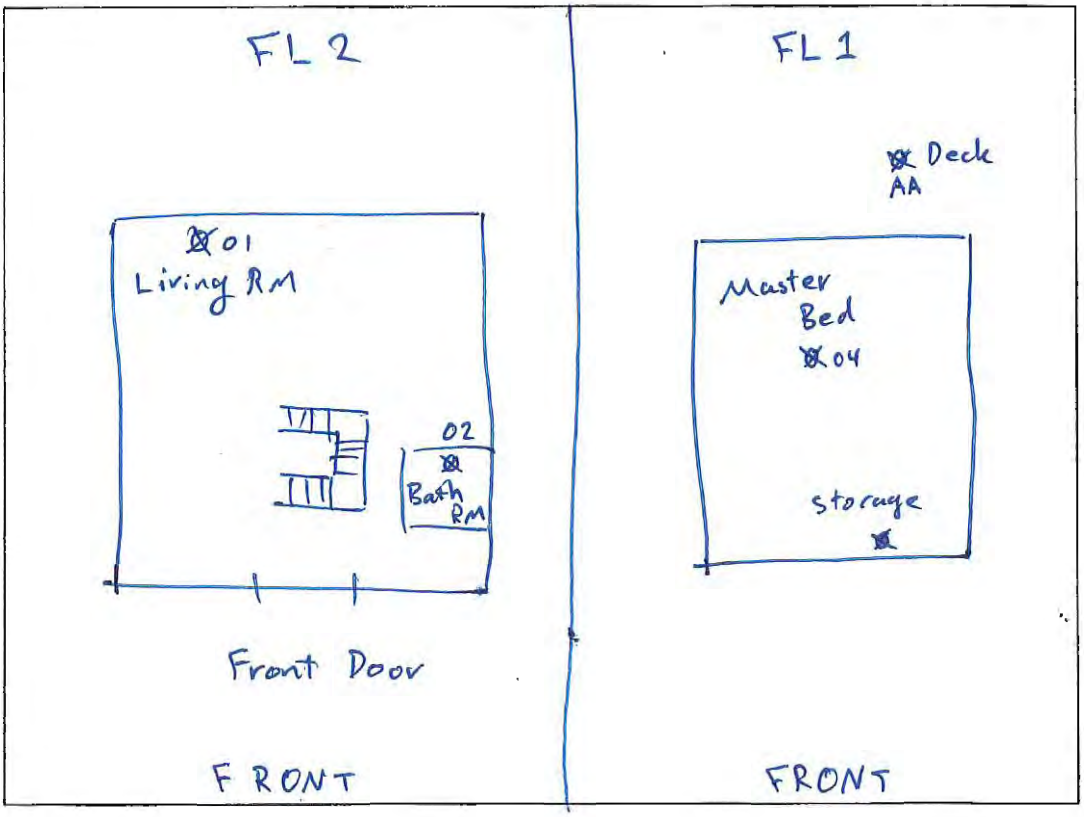

Primary Type of Energy Used (Check appropriate boxes)

☒ Natural Gas ☐ Fuel Oil ☐ Propane ☒ Electricity ☐ Wood ☐ Kerosene

Meteorological Conditions

Describe the general weather conditions during the indoor air sampling event.

General Comments

Provide any other information that may be of importance in understanding the indoor air quality of this building.

* Developed based on guidelines set forth in the Guidance for the Evaluation and Mitigation of Subsurface Vapor Intrusion to Indoor Air (DTSC, 2011).

BULDING SURVEY FORM*

Bldg No.: 22.007

Occupant of Building [redacted]

Address [redacted]

City [redacted]

Field Investigator Mobin Mahmoudi / Loc Tran Date 08/04/2022

Field Instrument Reading	Photo No.	Measurement Location (Ambient Air, Foundation Opening, or Consumer Product)	If Consumer Product, Potential Volatile Ingredients
39	1	22.007 - 01 - 080522 Living RM FL2	N/A
47	2	22.007 - 02 - 080522 Bathroom FL2	N/A
19	3	22.007 - 03 - 080522 Storage FL1	N/A
4	4	22.007 - 04 - 080522 Master Bedroom FL1	N/A
0	5	22.007 - AA - 08522 Deck FL1	N/A
11	6	22.007 - CS - 080522 craul space day 1	N/A
0	7	22.007 - CS - 080522 craul space day 2	N/A

Comments:

none

*Developed based on guidelines set forth in the Guidance for the Evaluation and Mitigation of Subsurface Vapor Intrusion to Indoor Air (DTSC, 2011).

Note- Use PID as a screening tool to identify indoor air sources of VOCs in the rooms being sampled in addition to measuring background VOCs in the ambient air near a sampling canister. Avoid any room with potential significant indoor air sources that cannot be sealed or removed.

wood.

SOIL GAS SAMPLING RECORD

Soil Gas Sampling Point ID:	22.007-SS-080522	Project / Task No:	8622397107.01.1E
Project Name:	Former Ford Aeronutronic Facility	Date:	08/05/2022
Project Location:	[redacted]		
Sampled By:	Mobin M. / Loc T.		

Soil Vapor Probe Information:

Probe Type (circle one):	Installation Date:	Installation Time:	Probe Depth ("N/A" for sub-slab, or feet bgs):
(Vapor Pin) Soil Gas Probe	10/31/2019	11:20	N/A

Shut-in Test:

Time at Start:	Vacuum at Start (in Hg):	Time at End:	Vacuum at End (in Hg):
10:12	~~-17~~ -18 (MA)	10:14	-18

Purging:

Calculated Three Purge Volumes (mL/cc):	87 cc	Purging Tool (e.g., syringe, pump, Summa canister):	Syringe
Start Time ("N/A" for syringe):	N/A	Stop Time ("N/A" for syringe):	N/A
Purge Rate (for syringe, note time to pull 50 cc):	15 sec/50cc	Vacuum in Line During Purging (in Hg):	0
Comments:	—		

Helium Measurements:

Conc. in Shroud During Purging/ Sampling (%):	Concentration in Line/Bag During Purging (%):	Measurement Method (circle one):	Comments:
25.5%	0%	(In-line meter) Tedlar bag	—

Summa Canister and Sampling:

SUMMA Canister ID:	LC686	Flow Controller ID:	SGM211
Flow Controller Setting (mL/min):	100-200 mL/min	Vacuum During Sampling (in Hg):	-0
Time at Start of Sampling:	Canister Vacuum at Start of Sampling (in Hg):	Time at End of Sampling:	Canister Vacuum at End of Sampling (in Hg):
10:16	-30	10:21	-04

AIR SAMPLING LOG

Project Name: Former Ford Aeronutronic Facility **Project Number:** 8622397108.01.1E

Start Date: 12/06/2022 **Building IDs:** 1.067

FIRST DAY OF SAMPLING

Sampler Name:	Maria Valdovinos Wu Tran	**Weather:**	57° mostly cloudy
Temperature:	57°	**Barometric Pressure:**	30.05 in
Notes:	N/A		

SECOND DAY OF SAMPLING

Sampler Name:	Maria Valdovinos	**Weather:**	58° mostly sunny
Temperature:	58°	**Barometric Pressure:**	30.09 in
Notes:	N/A		

Sample ID	Sample Type	Building ID	Summa Canister ID	Flow Controller ID	Sampling Start			Sampling End		
					Start Canister Vacuum	Start Time	Start Date	End Canister Vacuum	End Time	End Date
1.067-01-120722	I	Living room	S1M070	FC353	-30	1019	120622	-6	1001	121722
1.067-02-120722	I	Bathroom	D417	FC343	-30	1021	120622	-5	1002	120722
1.067-03-120722	I	Masterbed	D711	FC365	-30	1022	120622	-3	1003	120722
1.067-AA-120722	A	Patio	D879	FC205	-30	1024	120622	-8	1004	120722

Bldg ID: 1. OW7

BUILDING SURVEY FORM*

Preparer's Name: Maria Valdovinus / Wei Tran Date/Time Prepared: [illegible]
Affiliation: WSP Phone Number: [redacted]

Occupant Information

Occupant Name: [redacted] Interviewed: ☒ Yes ☐ No
Mailing Address: [redacted]
City: [redacted] State: [redacted] Zip Code: _____
Phon[redacted] Email: _____

Owner/Landlord Information (Check if same as occupant ☐)

Occupant Name: [redacted] Interviewed: ☐ Yes ☒ No
Mailing Address: _____
City: _____ State: _____ Zip Code: _____
Phone: _____ Email: _____

Building Type (Check appropriate boxes)

☐ Residential ☐ Residential Duplex ☒ Apartment Building ☐ Mobile Home ☐ Commercial (office)
☐ Commercial (warehouse) ☐ Industrial ☐ Strip Mall ☐ Split Level ☐ Church ☐ School

Building Characteristics

Approximate Building Age (years): ~40 Number of Stories: 2
Approximate Building Area (square feet): ~1000 sq ft Number of Elevators: Ø

Foundation Type (Check appropriate boxes)

☒ Slab-on-Grade ☐ Crawl Space ☐ Basement

Basement Characteristics (Check appropriate boxes) N/A

☐ Dirt Floor ☐ Sealed ☐ Wet Surfaces ☐ Sump Pump ☐ Concrete Cracks ☐ Floor Drains

Factors Influencing Indoor Air Quality

Is there an attached garage?	☐ Yes	☒ No	
Is there smoking in the building?	☐ Yes	☒ No	
Is there new carpet or furniture?	☐ Yes	☒ No	Describe:
Have clothes or drapes been recently dry cleaned?	☒ Yes	☐ No	Describe: Some
Has painting or staining been done with the last six months?	☒ Yes	☐ No	Describe: Painter
Has the building been recently remodeled?	☐ Yes	☒ No	Describe:
Has the building ever had a fire?	☐ Yes	☒ No	
Is there a hobby or craft area in the building?	☐ Yes	☒ No	Describe:
Is gun cleaner stored in the building?	☐ Yes	☒ No	
Is there a fuel oil tank on the property?	☐ Yes	☒ No	
Is there a septic tank on the property?	☐ Yes	☒ No	
Has the building been fumigated or sprayed for pests recently?	☐ Yes	☒ No	Describe:
Do any building occupants use solvents at work?	☐ Yes	☒ No	Describe:

* Developed based on guidelines set forth in the Guidance for the Evaluation and Mitigation of Subsurface Vapor Intrusion to Indoor Air (DTSC, 2011)

Bldg ID: 1067

Sampling Locations

Draw the general floor plan of the building and denote locations of sample collection. Indicate locations of doors, windows, indoor air contaminant sources and field instrument readings.

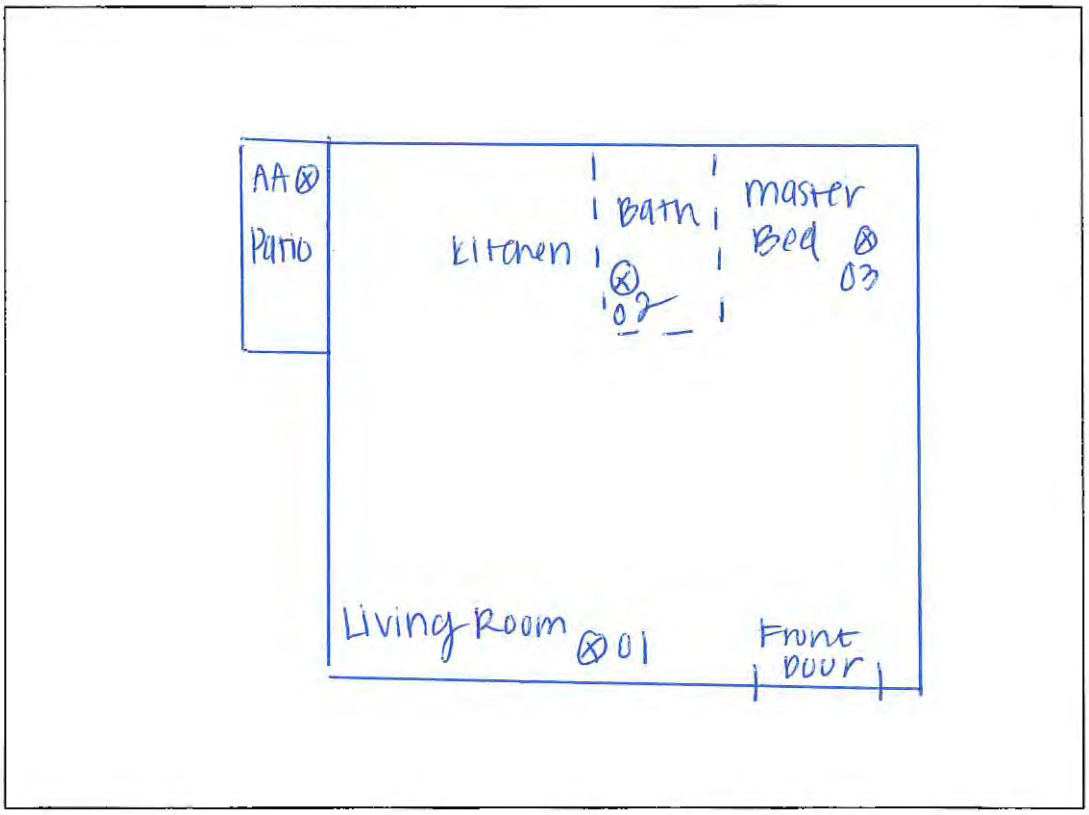

Primary Type of Energy Used (Check appropriate boxes)

☐ Natural Gas ☐ Fuel Oil ☐ Propane ☒ Electricity ☐ Wood ☐ Kerosene

Meteorological Conditions

Describe the general weather conditions during the indoor air sampling event.

57° mostly cloudy

General Comments

Provide any other information that may be of importance in understanding the indoor air quality of this building.

N/A

* Developed based on guidelines set forth in the Guidance for the Evaluation and Mitigation of Subsurface Vapor Intrusion to Indoor Air (DTSC, 2011).

BULDING SURVEY FORM*

Bldg No.: 1.067

Occupant of Building [redacted]

Address [redacted]

City [redacted]

Field Investigator Maria Valdovinos, Luu Tran Date 12/06/2022

Field Instrument Reading	Photo No.	Measurement Location (Ambient Air, Foundation Opening, or Consumer Product)	If Consumer Product, Potential Volatile Ingredients
57	1	1.067-01-120722 Living room	NO
15	2	1.067-02-120722 Bathroom	NO
31	3	1 067-03-120722 master bed	NO
0	4	1.067-AA-120722 patio	NO

Comments:

N/A

*Developed based on guidelines set forth in the Guidance for the Evaluation and Mitigation of Subsurface Vapor Intrusion to Indoor Air (DTSC, 2011).

Note- Use PID as a screening tool to identify indoor air sources of VOCs in the rooms being sampled in addition to measuring background VOCs in the ambient air near a sampling canister. Avoid any room with potential significant indoor air sources that cannot be sealed or removed.

wsp

AIR SAMPLING LOG

Project Name: Former Ford Aeronutronics Facility
Project Number: 8622397108.01.1E
Start Date: 12-1-2022
Building IDs: 1.121

FIRST DAY OF SAMPLING

Sampler Name:	Ellen Smith / MOBIN M.	**Weather:**	PARTLY CLOUDY, BREEZY, DRY
Temperature:	60°	**Barometric Pressure:**	—
Notes:	POSSIBLE RAIN AT NIGHT		

SECOND DAY OF SAMPLING

Sampler Name:	Ellen Smith, MOBIN M.	**Weather:**	CLOUDY, DAMP, CALM
Temperature:	55°	**Barometric Pressure:**	—
Notes:	OVERNIGHT RAIN		

Shut-in Test	Sample ID	Sample Type	Sample Collection Point	Summa Canister ID	Flow Controller ID	Sampling Start			Sampling End			Comments (dup or rep)
						Start Canister Vacuum	Start Time	Start Date	End Canister Vacuum	End Time	End Date	
234 ✓	1.121-01-120222	1	LIVING RM FL 1	D 400	FC 37	-30	0810	120222	-5	0804	120222	DUP
✓	1.121-11-120222	1	LIVING RM FL 1	D 664	FC 294		0810		-2	0804		
480 ✓	1.121-02-120222	1	BATHRM FL 1	D 800	FC 174		0811		-7	0805		NA
412 ✓	1.121-03-120222	1	BEDRM FL 1	D 449	FC 422		0812		-5	0806		
183 ✓	1.121-AA-120222	A	PATIO FL 1	D 528	FC 574		0813		-7	0807		

Bldg ID: 121

BUILDING SURVEY FORM*

Preparer's Name: Eleg Smith Date/Time Prepared: 12012022
Affiliation: WSP Phone Number: [redacted]

Occupant Information

Occupant Name: [redacted] Interviewed: ☒ Yes ☐ No
Mailing Address: [redacted]
City: [redacted] State: [redacted] Zip Code: [redacted]
Phone: [redacted] Email:

Owner/Landlord Information (Check if same as occupant ☐)

Occupant Name: [redacted] Interviewed: ☐ Yes ☐ No
Mailing Address:
City: State: Zip Code:
Phone: Email:

Building Type (Check appropriate boxes)

☐ Residential ☐ Residential Duplex ☒ Apartment Building ☐ Mobile Home ☐ Commercial (office)
☐ Commercial (warehouse) ☐ Industrial ☐ Strip Mall ☐ Split Level ☐ Church ☐ School

Building Characteristics

Approximate Building Age (years): NA Number of Stories: 2 - UNIT ON FL 1
Approximate Building Area (square feet): 700 Number of Elevators: 0

Foundation Type (Check appropriate boxes)

☒ Slab-on-Grade ☐ Crawl Space ☐ Basement

Basement Characteristics (Check appropriate boxes) NA

☐ Dirt Floor ☐ Sealed ☐ Wet Surfaces ☐ Sump Pump ☐ Concrete Cracks ☐ Floor Drains

Factors Influencing Indoor Air Quality

Is there an attached garage?	☐ Yes	☒ No	
Is there smoking in the building?	☐ Yes	☒ No	
Is there new carpet or furniture?	☐ Yes	☒ No	Describe:
Have clothes or drapes been recently dry cleaned?	☐ Yes	☒ No	Describe:
Has painting or staining been done with the last six months?	☐ Yes	☒ No	Describe:
Has the building been recently remodeled?	☐ Yes	☒ No	Describe:
Has the building ever had a fire?	☐ Yes	☒ No	
Is there a hobby or craft area in the building?	☐ Yes	☒ No	Describe:
Is gun cleaner stored in the building?	☐ Yes	☒ No	
Is there a fuel oil tank on the property?	☐ Yes	☒ No	
Is there a septic tank on the property?	☐ Yes	☒ No	
Has the building been fumigated or sprayed for pests recently?	☐ Yes	☒ No	Describe:
Do any building occupants use solvents at work?	☐ Yes	☒ No	Describe:

* Developed based on guidelines set forth in the Guidance for the Evaluation and Mitigation of Subsurface Vapor Intrusion to Indoor Air (DTSC, 2011).

Bldg ID: 1.12

Sampling Locations

Draw the general floor plan of the building and denote locations of sample collection. Indicate locations of doors, windows, indoor air contaminant sources and field instrument readings.

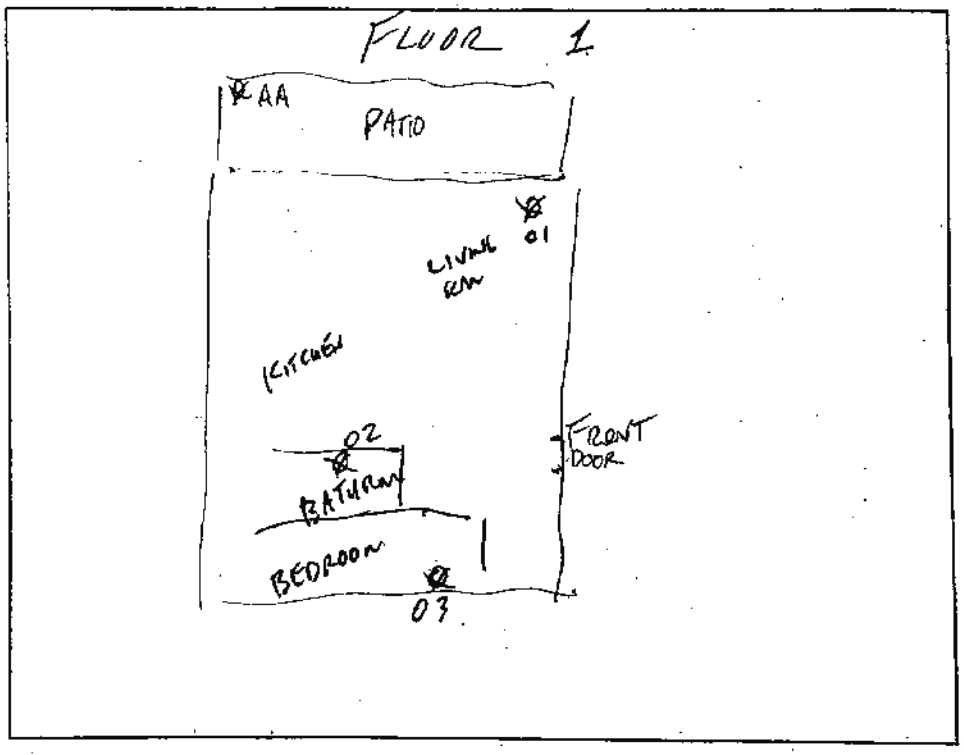

Primary Type of Energy Used (Check appropriate boxes)

☒ Natural Gas ☐ Fuel Oil ☐ Propane ☒ Electricity ☐ Wood ☐ Kerosene

Meteorological Conditions

Describe the general weather conditions during the indoor air sampling event.
PARTLY CLOUDY, DRY, BREEZY, EXPECTING RAIN

General Comments

Provide any other information that may be of importance in understanding the indoor air quality of this building.

* Developed based on guidelines set forth in the Guidance for the Evaluation and Mitigation of Subsurface Vapor Intrusion to Indoor Air (DTSC, 2011).

BULDING SURVEY FORM*

Bldg No.: 1.121

Occupant of Building [redacted]

Address [redacted]

City [redacted]

Field Investigator Ellen Smith, Mobin M. Date 12012022

Field Instrument Reading	Photo No.	Measurement Location (Ambient Air, Foundation Opening, or Consumer Product)	If Consumer Product, Potential Volatile Ingredients
234	1	1.121-01-120222/1.121-11-120222 Livng Rm FL 1	NA
480	2	1.121-02-120222 BATHRM FL 1	SOAPS
412	3	1.121-03-120222 BEDRM FL 1	NA
183	4	1.121-AA-120222 PATIO FL 1	NA

Comments:

*Developed based on guidelines set forth in the Guidance for the Evaluation and Mitigation of Subsurface Vapor Intrusion to Indoor Air (DTSC, 2011).

Note- Use PID as a screening tool to identify indoor air sources of VOCs in the rooms being sampled in addition to measuring background VOCs in the ambient air near a sampling canister. Avoid any room with potential significant indoor air sources that cannot be sealed or removed

AIR SAMPLING LOG

Project Name: Former Ford Aeronutronics Facility
Project Number: 8622397108.01.1E
Start Date: 12/15/22
Building IDs: 10.09

FIRST DAY OF SAMPLING

Sampler Name:	maria valdovinos / Lou Tran	**Weather:**	61° sunny
Temperature:	~~50~~ 61°	**Barometric Pressure:**	30.20 in
Notes:	N/A		

SECOND DAY OF SAMPLING

Sampler Name:	maria valdovinos / Lou Tran	**Weather:**	67° sunny
Temperature:	67°	**Barometric Pressure:**	30-13 in
Notes:	N/A		

Shut-in Test	Sample ID	Sample Type	Sample Collection Point	Summa Canister ID	Flow Controller ID	Sampling Start			Sampling End			Comments (dup or rep)
						Start Canister Vacuum	Start Time	Start Date	End Canister Vacuum	End Time	End Date	
	10.09-01-121022 ~~MA~~	IA	Living Room 1st FL	D548	FC19	-30	1104	121522	~~-8~~ -12	1102	121622	
	10.09-02-121022 ~~MA~~	IA	Bathroom 1st FL	D863	FC285	↓	1105	121522	-4	1103	121622	
	10.09-03-121022 ~~MA~~	IA	Bedroom 1st FL	S1M098	FC427	↓	1106	121522	-5	1104	121622	
	10.09-AA-121022	AA	Patio 1st FL	D831	FC115	↓	1109	121522	-6	1105	121622	

Bldg ID 10.04

BUILDING SURVEY FORM*

Preparer's Name: Maria Valdovinos Date/Time Prepared: 1/15/22
Affiliation: WSP Phone Number: [redacted]

Occupant Information

Occupant Name: [redacted] Interviewed: ☐ Yes ☐ No
Mailing Address: [redacted]
City: [redacted] State: [redacted] Zip Code: _____
Phone: _____ Email: _____

Owner/Landlord Information (Check if same as occupant ☒)

Occupant Name: _____ Interviewed: ☐ Yes ☐ No
Mailing Address: _____
City: _____ State: _____ Zip Code: _____
Phone: _____ Email: _____

Building Type (Check appropriate boxes)

☒ Residential ☐ Residential Duplex ☐ Apartment Building ☐ Mobile Home ☐ Commercial (office)
☐ Commercial (warehouse) ☐ Industrial ☐ Strip Mall ☐ Split Level ☐ Church ☐ School

Building Characteristics

Approximate Building Age (years): ~35 Number of Stories: 2 (unit is downstairs)
Approximate Building Area (square feet): ~1200 Number of Elevators: Ø

Foundation Type (Check appropriate boxes)

☒ Slab-on-Grade ☐ Crawl Space ☐ Basement

Basement Characteristics (Check appropriate boxes) N/A

☐ Dirt Floor ☐ Sealed ☐ Wet Surfaces ☐ Sump Pump ☐ Concrete Cracks ☐ Floor Drains

Factors Influencing Indoor Air Quality

Is there an attached garage?	☒ Yes	☐ No	
Is there smoking in the building?	☐ Yes	☒ No	
Is there new carpet or furniture?	☒ Yes	☐ No	Describe: _____
Have clothes or drapes been recently dry cleaned?	☐ Yes	☒ No	Describe: _____
Has painting or staining been done with the last six months?	☐ Yes	☒ No	Describe: _____
Has the building been recently remodeled?	☐ Yes	☒ No	Describe: _____
Has the building ever had a fire?	☐ Yes	☒ No	
Is there a hobby or craft area in the building?	☐ Yes	☒ No	Describe: _____
Is gun cleaner stored in the building?	☐ Yes	☒ No	
Is there a fuel oil tank on the property?	☐ Yes	☒ No	
Is there a septic tank on the property?	☐ Yes	☒ No	
Has the building been fumigated or sprayed for pests recently?	☐ Yes	☒ No	Describe: _____
Do any building occupants use solvents at work?	☐ Yes	☒ No	Describe: _____

* Developed based on guidelines set forth in the Guidance for the Evaluation and Mitigation of Subsurface Vapor Intrusion to Indoor Air (DTSC, 2011).

Bldg ID: _____

Sampling Locations

Draw the general floor plan of the building and denote locations of sample collection. Indicate locations of doors, windows, indoor air contaminant sources and field instrument readings.

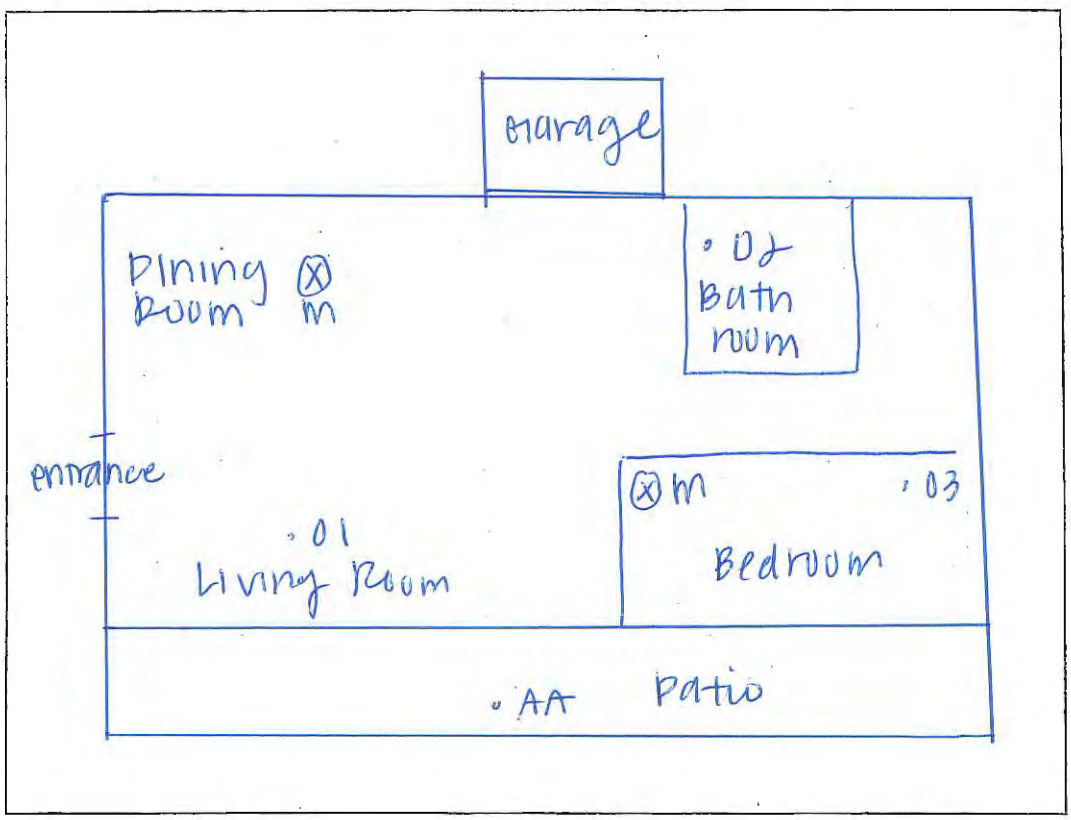

Primary Type of Energy Used (Check appropriate boxes)

☒ Natural Gas ☐ Fuel Oil ☐ Propane ☒ Electricity ☐ Wood ☐ Kerosene

Meteorological Conditions

Describe the general weather conditions during the indoor air sampling event.

Sunny

General Comments

Provide any other information that may be of importance in understanding the indoor air quality of this building.

N/A

* Developed based on guidelines set forth in the Guidance for the Evaluation and Mitigation of Subsurface Vapor Intrusion to Indoor Air (DTSC, 2011).

BULDING SURVEY FORM*

Bldg No.: 10.09

Occupant of Building [redacted]

Address [redacted]

City [redacted]

Field Investigator Maria Valdovinos Date 12/15/22

Field Instrument Reading	Photo No.	Measurement Location (Ambient Air, Foundation Opening, or Consumer Product)	If Consumer Product, Potential Volatile Ingredients
38	1	10.09 - 01 - 121622 Living Room, 1st FL	None
51	2	10.09 - 02 - 121622 Bathroom, 1st FL	↓
43	3	10.09 - 03 - 121622 Bedroom, 1st FL	↓
0	4	10.09 - AA - 121622 Patio, 1st FL	↓

Comments:

N/A

*Developed based on guidelines set forth in the Guidance for the Evaluation and Mitigation of Subsurface Vapor Intrusion to Indoor Air (DTSC, 2011).

Note- Use PID as a screening tool to identify indoor air sources of VOCs in the rooms being sampled in addition to measuring background VOCs in the ambient air near a sampling canister. Avoid any room with potential significant indoor air sources that cannot be sealed or removed

AIR SAMPLING LOG

Project Name: Former Ford Aeronutronics Facility
Project Number: 8622397108.01.1E
Start Date: 11/03/2022
Building IDs: 10,10

FIRST DAY OF SAMPLING

Sampler Name:	C. Nims & C. Polon	**Weather:**	sunny
Temperature:	60°F	**Barometric Pressure:**	30.05 inHg
Notes:	none		

SECOND DAY OF SAMPLING

Sampler Name:	C. Nims & C. Polon	**Weather:**	mostly sunny
Temperature:	55°F	**Barometric Pressure:**	30.26 inHg
Notes:	none		

Shut-in Test	Sample ID	Sample Type	Sample Collection Point	Summa Canister ID	Flow Controller ID	Sampling Start			Sampling End			Comments (dup or rep)
						Start Canister Vacuum	Start Time	Start Date	End Canister Vacuum	End Time	End Date	
✓	10,10-01-110422-M	IA	Living Rm Flr 1	D509	FC422	-30	0921	11/3/22	-6	0903	11/4/22	
✓	10,10-02-110422-M	IA	Guest Bath Flr 1	D888	FC25	-30	0921	11/3/22	-2	0905	11/4/22	
✓	10,10-03-110422-M	IA	Master Bed Flr 2	D760	FC341	-30	0923	11/3/22	-5	0906	11/4/22	
✓	10,10-04-110422-M	IA	guest bed Flr 2	D877	FC339	-30	0924	11/3/22	-4	0906	11/4/22	
✓	10,10-AA-110422	AA	back patio Flr 1	D662	FC174	-30	0927	11/3/22	-6	0908	11/4/22	

Bldg ID: 10.10

BUILDING SURVEY FORM*

Preparer's Name: Chrissie Nims Date/Time Prepared: 11/3/22 0930
Affiliation: WSP Phone Number: [redacted]

Occupant Information

Occupant Name: [redacted] Interviewed: ☐ Yes ☐ No
Mailing Address: [redacted]
City: [redacted] State: CA Zip Code: —
Phone: [redacted] Email: —

Owner/Landlord Information (Check if same as occupant ☐)

Occupant Name: _____ Interviewed: ☐ Yes ☐ No
Mailing Address: _____
City: _____ State: _____ Zip Code: _____
Phone: _____ Email: _____

Building Type (Check appropriate boxes)

☒ Residential ☐ Residential Duplex ☐ Apartment Building ☐ Mobile Home ☐ Commercial (office)
☐ Commercial (warehouse) ☐ Industrial ☐ Strip Mall ☐ Split Level ☐ Church ☐ School

Building Characteristics

Approximate Building Age (years): ~35 Number of Stories: 2
Approximate Building Area (square feet): 1800 Number of Elevators: Ø

Foundation Type (Check appropriate boxes)

☒ Slab-on-Grade ☐ Crawl Space ☐ Basement

Basement Characteristics (Check appropriate boxes) NA

☐ Dirt Floor ☐ Sealed ☐ Wet Surfaces ☐ Sump Pump ☐ Concrete Cracks ☐ Floor Drains

Factors Influencing Indoor Air Quality

Is there an attached garage?	☒ Yes	☐ No	
Is there smoking in the building?	☐ Yes	☒ No	
Is there new carpet or furniture?	☐ Yes	☒ No	Describe: _____
Have clothes or drapes been recently dry cleaned?	☐ Yes	☒ No	Describe: _____
Has painting or staining been done with the last six months?	☐ Yes	☒ No	Describe: _____
Has the building been recently remodeled?	☐ Yes	☒ No	Describe: _____
Has the building ever had a fire?	☐ Yes	☒ No	
Is there a hobby or craft area in the building?	☐ Yes	☒ No	Describe: _____
Is gun cleaner stored in the building?	☐ Yes	☒ No	
Is there a fuel oil tank on the property?	☐ Yes	☒ No	
Is there a septic tank on the property?	☐ Yes	☒ No	
Has the building been fumigated or sprayed for pests recently?	☐ Yes	☒ No	Describe: _____
Do any building occupants use solvents at work?	☐ Yes	☒ No	Describe: _____

* Developed based on guidelines set forth in the Guidance for the Evaluation and Mitigation of Subsurface Vapor Intrusion to Indoor Air (DTSC, 2011).

Bldg ID: 10,10

Sampling Locations

Draw the general floor plan of the building and denote locations of sample collection. Indicate locations of doors, windows, indoor air contaminant sources and field instrument readings.

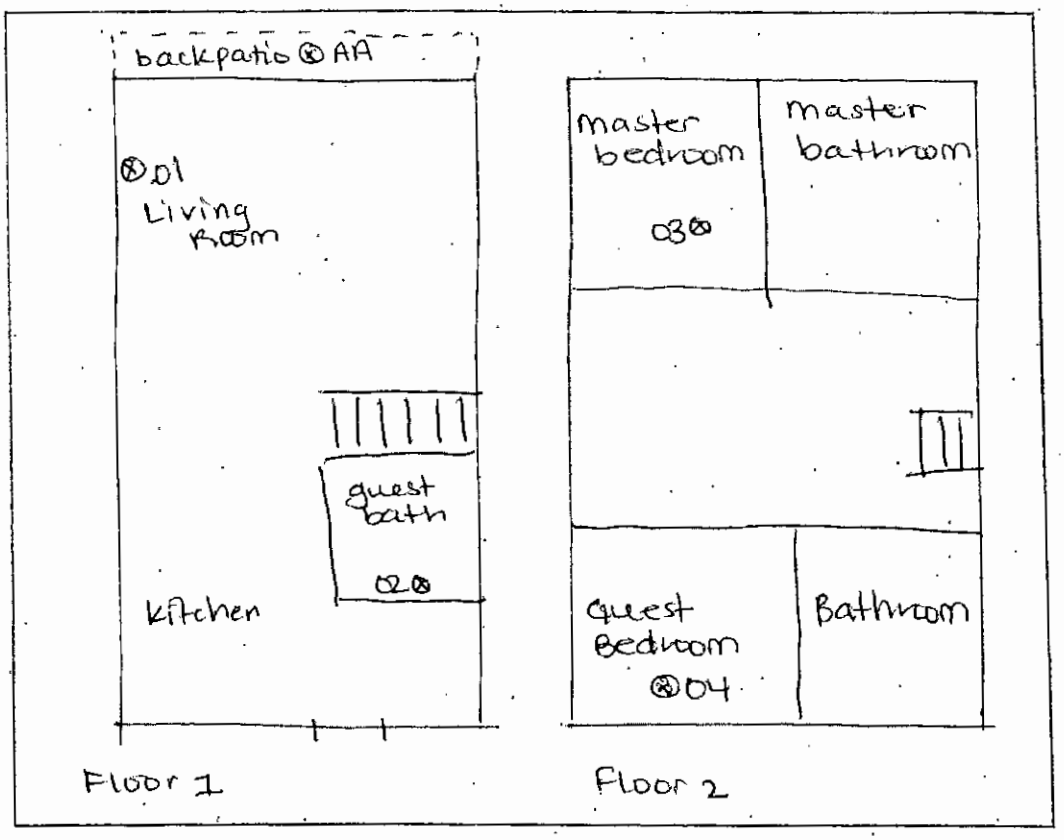

Primary Type of Energy Used (Check appropriate boxes)

☒ Natural Gas ☐ Fuel Oil ☐ Propane ☒ Electricity ☐ Wood ☐ Kerosene

Meteorological Conditions

Describe the general weather conditions during the indoor air sampling event.
Sunny, 60°F

General Comments

Provide any other information that may be of importance in understanding the indoor air quality of this building.

* Developed based on guidelines set forth in the Guidance for the Evaluation and Mitigation of Subsurface Vapor Intrusion to Indoor Air (DTSC, 2011).

BULDING SURVEY FORM*

Bldg No.: 10.10

Occupant of Building [redacted]

Address [redacted]

City [redacted]

Field Investigator Chrissie N. & Casey P. Date 11/3/2022

Field Instrument Reading	Photo No.	Measurement Location (Ambient Air, Foundation Opening, or Consumer Product)	If Consumer Product, Potential Volatile Ingredients
58	1	10.10-01-110422-M Living Rm F1 1	candles
64	2	10.10-02-110422-M Guest Bath F1 1	hair spray, cosmetics
59	3	10.10-03-110422-M Master Bed F1 2	oil diffuser
68	4	10.10-04-110422-M Guest Bed F1 2	
44	5	10.10-AA-110422 Back Patio F1 1	

Comments:

*Developed based on guidelines set forth in the Guidance for the Evaluation and Mitigation of Subsurface Vapor Intrusion to Indoor Air (DTSC, 2011).

Note- Use PID as a screening tool to identify indoor air sources of VOCs in the rooms being sampled in addition to measuring background VOCs in the ambient air near a sampling canister. Avoid any room with potential significant indoor air sources that cannot be sealed or removed.

AIR SAMPLING LOG

Project Name: Ford Newport Beach **Project Number:** 8622397108.01 IE

Start Date: 12/6/2022 **Building IDs:** 10.17

FIRST DAY OF SAMPLING

Sampler Name:	Maria Valdovinos / Luu Tran	**Weather:**	61° mostly cloudy
Temperature:	61°	**Barometric Pressure:**	30.08 in
Notes:	N/A		

SECOND DAY OF SAMPLING

Sampler Name:	Maria Valdovinos	**Weather:**	58° mostly sunny
Temperature:	58°	**Barometric Pressure:**	30.09 in
Notes:	N/A		

Sample ID	Sample Type	Building ID	Summa Canister ID	Flow Controller ID	Sampling Start			Sampling End		
					Start Canister Vacuum	Start Time	Start Date	End Canister Vacuum	End Time	End Date
10.17-01-120722	1	Living room	S1M084	F0312	-30	1135	120622	-2	1134	120722
10.17-02-120722	1	Hall Bathroom	D452	F0361	-30	1136	120622	-6	1135	120722
10.17-03-120722	1	Office	D438	F0273	-30	1137	120622	-7	1136	120722
10.17-04-120722	1	Bedroom	D799	F0157	-30	1138	120622	-5	1136	120722
10.17-AA-120722	A	Back Patio	D038	F0209	-30	1140	120622	-7	1138	120722

Bldg ID: 10.17

BUILDING SURVEY FORM*

Preparer's Name: Maria Valdovinos / Loc Tran Date/Time Prepared: 12/04/2022
Affiliation: VISP Phone Number: [redacted]

Occupant Information

Occupant Name: [redacted] Interviewed: ☒ Yes ☐ No
Mailing Address: [redacted]
City: [redacted] State: [redacted] Zip Code: _____
Phone: [redacted] Email: _____

Owner/Landlord Information (Check if same as occupant ☒)

Occupant Name: _____ Interviewed: ☐ Yes ☐ No
Mailing Address: _____
City: _____ State: _____ Zip Code: _____
Phone: _____ Email: _____

Building Type (Check appropriate boxes)

☒ Residential ☐ Residential Duplex ☐ Apartment Building ☐ Mobile Home ☐ Commercial (office)
☐ Commercial (warehouse) ☐ Industrial ☐ Strip Mall ☐ Split Level ☐ Church ☐ School

Building Characteristics

Approximate Building Age (years): ~37 Number of Stories: 2 (Residence on 1st floor)
Approximate Building Area (square feet): ~1,150 Number of Elevators: 0

Foundation Type (Check appropriate boxes)

☒ Slab-on-Grade ☐ Crawl Space ☐ Basement

Basement Characteristics (Check appropriate boxes) N/A

☐ Dirt Floor ☐ Sealed ☐ Wet Surfaces ☐ Sump Pump ☐ Concrete Cracks ☐ Floor Drains

Factors Influencing Indoor Air Quality

Is there an attached garage?	☒ Yes	☐ No	
Is there smoking in the building?	☐ Yes	☒ No	
Is there new carpet or furniture?	☐ Yes	☒ No	Describe: _____
Have clothes or drapes been recently dry cleaned?	☐ Yes	☒ No	Describe: _____
Has painting or staining been done with the last six months?	☐ Yes	☒ No	Describe: _____
Has the building been recently remodeled?	☐ Yes	☒ No	Describe: _____
Has the building ever had a fire?	☐ Yes	☒ No	
Is there a hobby or craft area in the building?	☐ Yes	☒ No	Describe: _____
Is gun cleaner stored in the building?	☐ Yes	☒ No	
Is there a fuel oil tank on the property?	☐ Yes	☒ No	
Is there a septic tank on the property?	☐ Yes	☒ No	
Has the building been fumigated or sprayed for pests recently?	☐ Yes	☒ No	Describe: _____
Do any building occupants use solvents at work?	☐ Yes	☒ No	Describe: _____

* Developed based on guidelines set forth in the Guidance for the Evaluation and Mitigation of Subsurface Vapor Intrusion to Indoor Air (DTSC, 2011).

Bldg ID: 10.17

Sampling Locations

Draw the general floor plan of the building and denote locations of sample collection. Indicate locations of doors, windows, indoor air contaminant sources and field instrument readings.

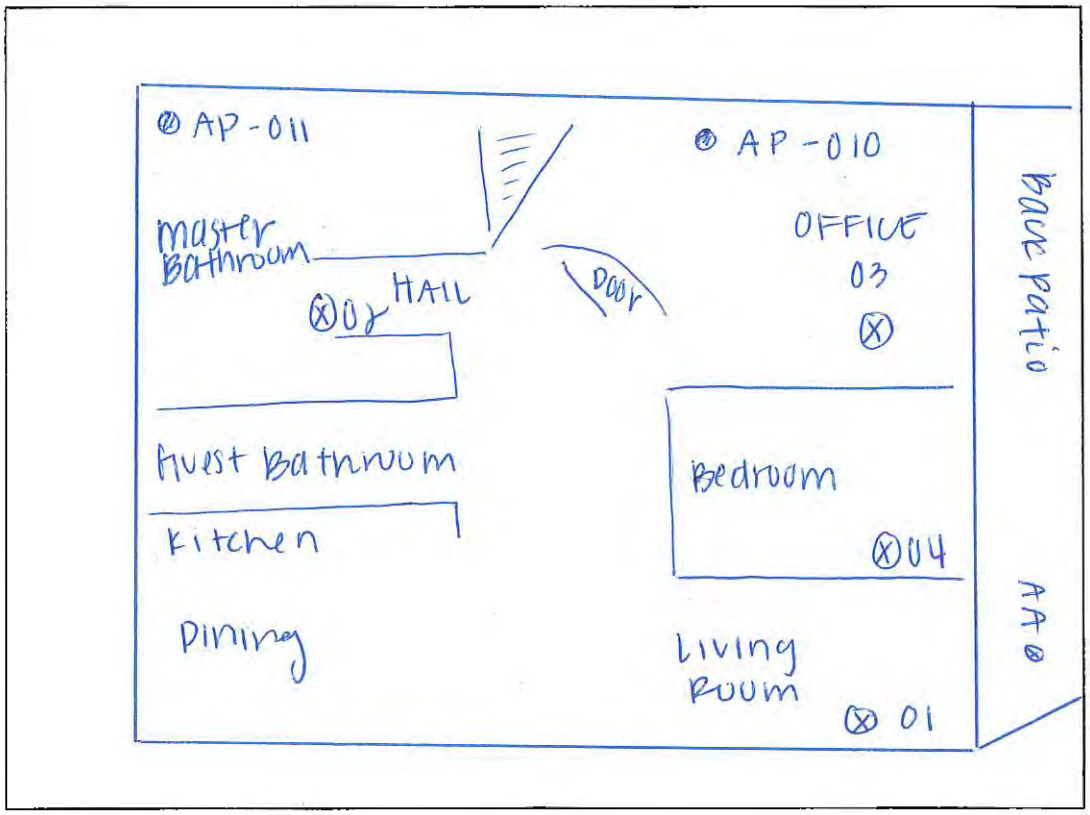

Primary Type of Energy Used (Check appropriate boxes)

☐ Natural Gas ☐ Fuel Oil ☐ Propane ☒ Electricity ☐ Wood ☐ Kerosene

Meteorological Conditions

Describe the general weather conditions during the indoor air sampling event.

Mostly Cloudy

General Comments

Provide any other information that may be of importance in understanding the indoor air quality of this building.

N/A

* Developed based on guidelines set forth in the Guidance for the Evaluation and Mitigation of Subsurface Vapor Intrusion to Indoor Air (DTSC, 2011).

BULDING SURVEY FORM*

Bldg No.: 10-17

Occupant of Building [redacted]

Address [redacted]

City [redacted]

Field Investigator Maria Valdovinos Date 12/04/22

Field Instrument Reading	Photo No.	Measurement Location (Ambient Air, Foundation Opening, or Consumer Product)	If Consumer Product, Potential Volatile Ingredients
0	1	10.17-01-120722 Living Room 1st FL	NO
0	2	10.17-02-120722 Bathroom Hall 1st FL	NO
0	3	10.17-03-120722 Office 1st FL	NO
1	4	10.17-04-120722 Bedroom 1st FL	NO
21	5	10.17-AA-120722 Back room patio 1st FL	NO

Comments:

N/A

*Developed based on guidelines set forth in the Guidance for the Evaluation and Mitigation of Subsurface Vapor Intrusion to Indoor Air (DTSC, 2011).

Note- Use PID as a screening tool to identify indoor air sources of VOCs in the rooms being sampled in addition to measuring background VOCs in the ambient air near a sampling canister. Avoid any room with potential significant indoor air sources that cannot be sealed or removed.

AIR SAMPLING LOG

Project Name: Former Ford Aeronutronics Facility **Project Number:** 8622397108.01.1E

Start Date: 10/11/22 **Building IDs:** 10, 20

FIRST DAY OF SAMPLING

Sampler Name:	Chrissie N., Maria V.	**Weather:**	cloudy, overcast
Temperature:	69°F	**Barometric Pressure:**	30.00 inHg
Notes:			

SECOND DAY OF SAMPLING

Sampler Name:	Chrissie N., Ellen S.	**Weather:**	storms, drizzle, overcast
Temperature:	69°F	**Barometric Pressure:**	30.07 inHg
Notes:	thunderstorms overnight & prior to can pick-up at 0900		

NO J HOOK ON 10-20-AA-101222 (CANISTER WET FROM RAIN)

Shut-in Test	Sample ID	Sample Type	Sample Collection Point	Summa Canister ID	Flow Controller ID	Sampling Start			Sampling End			Comments (dup or rep)
						Start Canister Vacuum	Start Time	Start Date	End Canister Vacuum	End Time	End Date	
✓	10.20-01-101222-M	I	Livingrm F1	D756	FC176	-30	0940	10/11/22	-9	0929	10/12/22	
✓	10.20-11-101222-M	I	~~Bathroom~~ Bedroom F1	D180	FC405	-30	0940	10/11/22	-6	0929	10/12/22	DUP
✓	10.20-02-101222-M	I	F1 Bathroom	D430	FC294	-30	0942	10/11/22	-3	0929	10/12/22	
✓	10.20-03-101222-M	I	Bedroom1 office F1	D534	FC615	-30	0944	10/11/22	-5	0930	10/12/22	
✓	10.20-04-101222-M	I	Hallway F2	D900	FC285	-30	0945	10/11/22	-5	0931	10/12/22	
✓	10.20-AA-101222	A	Patio F1	D577	FC63	-30	0948	10/11/22	-8	0932	10/12/22	

Bldg ID: 10.20

BUILDING SURVEY FORM*

Preparer's Name: Chrissie Nims
Date/Time Prepared: 10/11/22 0930
Affiliation: WSP
Phone Number: [redacted]

Occupant Information

Occupant Name: [redacted]
Interviewed: ☒ Yes ☐ No
Mailing Address: [redacted]
City: [redacted]
State: CA
Zip Code: —
Phone: [redacted]
Email: —

Owner/Landlord Information (Check if same as occupant ☒)

Occupant Name:
Interviewed: ☐ Yes ☐ No
Mailing Address:
City:
State:
Zip Code:
Phone:
Email:

Building Type (Check appropriate boxes)

☒ Residential ☐ Residential Duplex ☐ Apartment Building ☐ Mobile Home ☐ Commercial (office)
☐ Commercial (warehouse) ☐ Industrial ☐ Strip Mall ☐ Split Level ☐ Church ☐ School

Building Characteristics

Approximate Building Age (years): ~37
Number of Stories: 2
Approximate Building Area (square feet): ~1800
Number of Elevators: Ø

Foundation Type (Check appropriate boxes)

☒ Slab-on-Grade ☐ Crawl Space ☐ Basement

Basement Characteristics (Check appropriate boxes) N/A

☐ Dirt Floor ☐ Sealed ☐ Wet Surfaces ☐ Sump Pump ☐ Concrete Cracks ☐ Floor Drains

Factors Influencing Indoor Air Quality

Is there an attached garage?	☐ Yes ☒ No		
Is there smoking in the building?	☐ Yes ☒ No		
Is there new carpet or furniture?	☐ Yes ☒ No	Describe:	
Have clothes or drapes been recently dry cleaned?	☐ Yes ☒ No	Describe:	
Has painting or staining been done with the last six months?	☐ Yes ☒ No	Describe:	
Has the building been recently remodeled?	☐ Yes ☒ No	Describe:	
Has the building ever had a fire?	☐ Yes ☒ No		
Is there a hobby or craft area in the building?	☐ Yes ☒ No	Describe:	
Is gun cleaner stored in the building?	☐ Yes ☒ No		
Is there a fuel oil tank on the property?	☐ Yes ☒ No		
Is there a septic tank on the property?	☐ Yes ☒ No		
Has the building been fumigated or sprayed for pests recently?	☒ Yes ☐ No	Describe:	threshold of patio ~1 week ago
Do any building occupants use solvents at work?	☐ Yes ☒ No	Describe:	at doorway of home

* Developed based on guidelines set forth in the Guidance for the Evaluation and Mitigation of Subsurface Vapor Intrusion to Indoor Air (DTSC, 2011)

Bldg ID: 10,20

Sampling Locations

Draw the general floor plan of the building and denote locations of sample collection. Indicate locations of doors, windows, indoor air contaminant sources and field instrument readings.

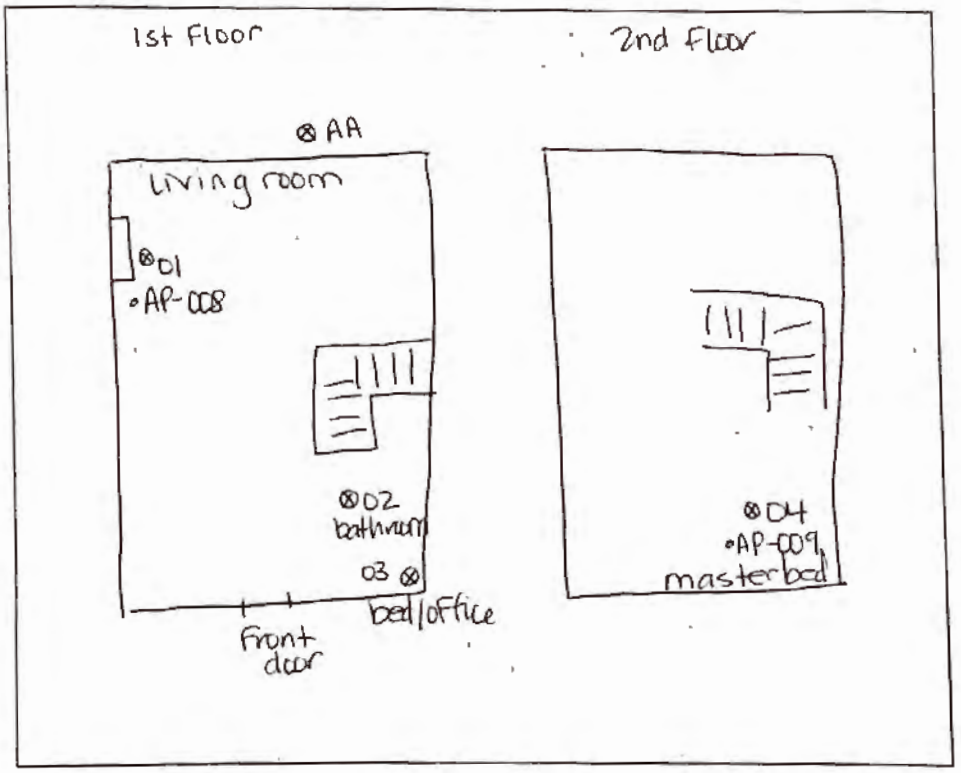

Primary Type of Energy Used (Check appropriate boxes)

☒ Natural Gas ☐ Fuel Oil ☐ Propane ☒ Electricity ☐ Wood ☐ Kerosene

Meteorological Conditions

Describe the general weather conditions during the indoor air sampling event.
overcast, very cloudy. * rainy overnight scattered storms

General Comments

Provide any other information that may be of importance in understanding the indoor air quality of this building.
Resident mentioned husband had cleaned with bleach during prior sampling event (~1 mo prior)

* Developed based on guidelines set forth in the Guidance for the Evaluation and Mitigation of Subsurface Vapor Intrusion to Indoor Air (DTSC, 2011).

BULDING SURVEY FORM*

Bldg No.: 10.20

Occupant of Building [redacted]

Address [redacted]

City [redacted]

Field Investigator Chrissie N, Ellen S, Maria V Date 10/11/2022

Field Instrument Reading	Photo No.	Measurement Location (Ambient Air, Foundation Opening, or Consumer Product)	If Consumer Product, Potential Volatile Ingredients
31	1	10.20-01-101222-M Livingrm F1 1 " -11-101222-M	N/A
22	2	10.20-02-101222-M Bathroom F1 1	N/A
26	3	10.20-03-101222-M Bedroom/office F1 1	N/A
33	4	10.20-04-101222-M Hallway F1 2	N/A
22	5	10.20-AA-101222 Patio F1 2	N/A

Comments:

N/A

*Developed based on guidelines set forth in the Guidance for the Evaluation and Mitigation of Subsurface Vapor Intrusion to Indoor Air (DTSC, 2011).

Note- Use PID as a screening tool to identify indoor air sources of VOCs in the rooms being sampled in addition to measuring background VOCs in the ambient air near a sampling canister. Avoid any room with potential significant indoor air sources that

wsp

AIR SAMPLING LOG

Project Name: Former Ford Aeronutronics Facility **Project Number:** 8622397108.01.1E

Start Date: 10/20/2022 **Building IDs:** 10.21

FIRST DAY OF SAMPLING

Sampler Name:	Mobin Mahmoudi / Ellen Smith	**Weather:**	CLEAR
Temperature:	70°F	**Barometric Pressure:**	—
Notes:	—		

SECOND DAY OF SAMPLING

Sampler Name:	Mobin Mahmoudi / Ellen Smith	**Weather:**	CLEAR
Temperature:	66°	**Barometric Pressure:**	—
Notes:	—		

Shut-In Test	Sample ID	Sample Type	Sample Collection Point	Summa Canister ID	Flow Controller ID	Sampling Start			Sampling End			Comments (dup or rep)
						Start Canister Vacuum	Start Time	Start Date	End Canister Vacuum	End Time	End Date	
✓	1021-01-102122	Living RM FL2	IA	D906	FC 265	-30	0811	10/20/2022	-14	0801	10/21/22	DUP
✓	10.21-11-102122	Living RM FL2	IA	D773	FC 352	-30	0811	10/20/22	-7	0801	10/21/22	
✓	10.21-02-102122	Master Bed FL2	IA	SIM 076	FC 427	-30	0813	10/20/22	-4	0802	10/21/22	NA
✓	10.21-03-102122	Master Bath FL2	IA	D879	FC 207	-30	0815	10/20/22	-3	0803	10/21/22	
✓	10.21-AA-102122	Patio FL2	AA	D726	FC 102	-30	0817	10/20/22	-9	0804	10/21/22	

Bldg ID: 10.21

BUILDING SURVEY FORM*

Preparer's Name: Mobin Mahmoudi Date/Time Prepared: 10/20/2022
Affiliation: WSP Phone Number: [redacted]

Occupant Information

Occupant Name: [redacted] Interviewed: ☑ Yes ☐ No
Mailing Address: [redacted]
City: [redacted] State: CA Zip Code: [redacted]
Phone: [redacted] Email:

Owner/Landlord Information (Check if same as occupant ☒)

Occupant Name: Interviewed: ☐ Yes ☐ No
Mailing Address:
City: State: Zip Code:
Phone: Email:

Building Type (Check appropriate boxes)

☑ Residential ☐ Residential Duplex ☐ Apartment Building ☐ Mobile Home ☐ Commercial (office)
☐ Commercial (warehouse) ☐ Industrial ☐ Strip Mall ☐ Split Level ☐ Church ☐ School

Building Characteristics

Approximate Building Age (years): ~ 37 years Number of Stories: 2 (garage 1st FL)
Approximate Building Area (square feet): Number of Elevators: 0

Foundation Type (Check appropriate boxes)

☑ Slab-on-Grade ☐ Crawl Space ☐ Basement

Basement Characteristics (Check appropriate boxes) N/A

☐ Dirt Floor ☐ Sealed ☐ Wet Surfaces ☐ Sump Pump ☐ Concrete Cracks ☐ Floor Drains

Factors Influencing Indoor Air Quality

Is there an attached garage?	☑ Yes	☐ No	
Is there smoking in the building?	☐ Yes	☒ No	
Is there new carpet or furniture?	☐ Yes	☒ No	Describe:
Have clothes or drapes been recently dry cleaned?	☐ Yes	☒ No	Describe:
Has painting or staining been done with the last six months?	☐ Yes	☒ No	Describe:
Has the building been recently remodeled?	☐ Yes	☒ No	Describe:
Has the building ever had a fire?	☐ Yes	☒ No	
Is there a hobby or craft area in the building?	☐ Yes	☒ No	Describe:
Is gun cleaner stored in the building?	☐ Yes	☒ No	
Is there a fuel oil tank on the property?	☐ Yes	☒ No	
Is there a septic tank on the property?	☐ Yes	☒ No	
Has the building been fumigated or sprayed for pests recently?	☐ Yes	☒ No	Describe:
Do any building occupants use solvents at work?	☐ Yes	☒ No	Describe:

* Developed based on guidelines set forth in the Guidance for the Evaluation and Mitigation of Subsurface Vapor Intrusion to Indoor Air (DTSC, 2011).

Bldg ID: 10.21

Sampling Locations

Draw the general floor plan of the building and denote locations of sample collection. Indicate locations of doors, windows, indoor air contaminant sources and field instrument readings.

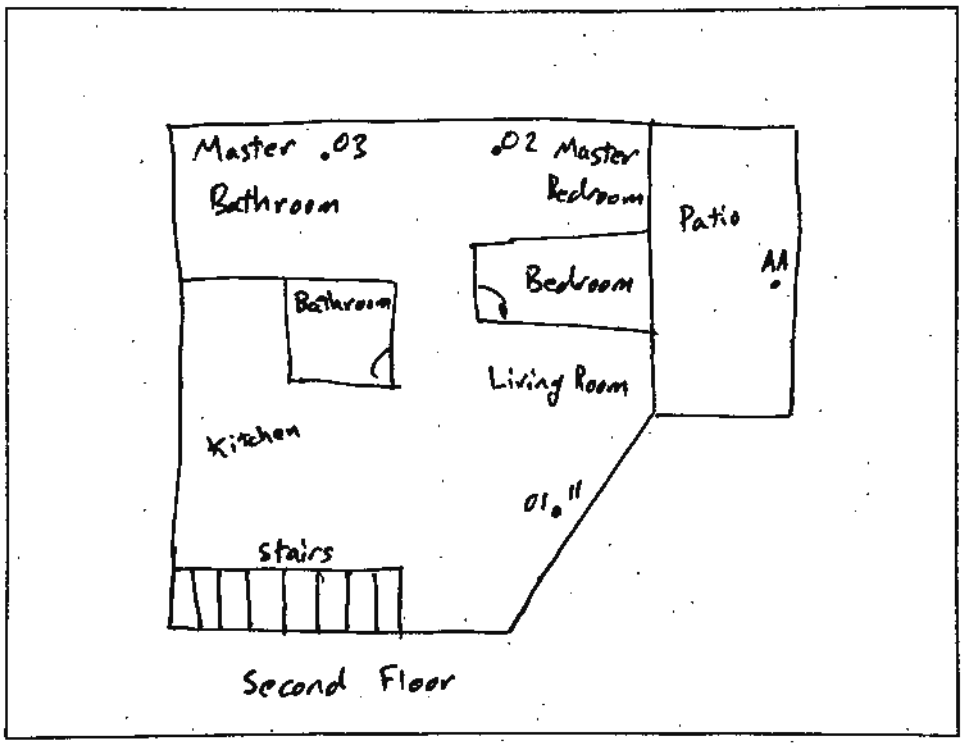

Primary Type of Energy Used (Check appropriate boxes)

☑ Natural Gas ☐ Fuel Oil ☐ Propane ☑ Electricity ☐ Wood ☐ Kerosene

Meteorological Conditions

Describe the general weather conditions during the indoor air sampling event.

Sunny

General Comments

Provide any other information that may be of importance in understanding the indoor air quality of this building.

Unit is all Located at 2nd Floor, Garage is at 1st Floor.

* Developed based on guidelines set forth in the Guidance for the Evaluation and Mitigation of Subsurface Vapor Intrusion to Indoor Air (DTSC, 2011).

BULDING SURVEY FORM*

Bldg No.: 10.21

Occupant of Building [redacted]

Address [redacted]

City [redacted]

Field Investigator Mobin Mahmendi / Ellen Smith Date 10/20/2022

Field Instrument Reading	Photo No.	Measurement Location (Ambient Air, Foundation Opening, or Consumer Product)	If Consumer Product, Potential Volatile Ingredients
28	2	10.21-01-102122 10.21-11-102122 Living Room (2nd FL)	NA
39	2	10.21-02-102122 Master Bedroom (2nd FL)	LIGHT PERFUME SCENT BUT NOTHING OBSERVED
49	3	10.21-03-102122 Master Bathroom (2nd FL)	LIGHT PERFUME SCENT BUT NOTHING OBSERVED
40	4	10.21-AA-102122 Patio (2nd FL)	NA

Comments:

NA

*Developed based on guidelines set forth in the Guidance for the Evaluation and Mitigation of Subsurface Vapor Intrusion to Indoor Air (DTSC, 2011).

Note- Use PID as a screening tool to identify indoor air sources of VOCs in the rooms being sampled in addition to measuring background VOCs in the ambient air near a sampling canister. Avoid any room with potential significant indoor air sources that cannot be sealed or removed.

wsp

AIR SAMPLING LOG

Project Name: Former Ford Aeronutronics Facility **Project Number:** 8622397108.01.1E

Start Date: 11/17/2022 **Building IDs:** 10.45

FIRST DAY OF SAMPLING

Sampler Name:	Ellen S. / CHANDAN S.	Weather:	CLEAR, CALM, DRY
Temperature:	75°	Barometric Pressure:	—
Notes:	—		

SECOND DAY OF SAMPLING

Sampler Name:	Ellen S. / CHANDAN S.	Weather:	CLEAR, CALM, DRY
Temperature:	70°	Barometric Pressure:	—
Notes:			

	Shut-in Test	Sample ID	Sample Type	Sample Collection Point	Summa Canister ID	Flow Controller ID	Sampling Start			Sampling End			Comments (dup or rep)
							Start Canister Vacuum	Start Time	Start Date	End Canister Vacuum	End Time	End Date	
5	✓	10.45-01-111822	I	LIVING RM FL1	D 882	FC 164	-30	1430	11/17/2022	-8	1416	11/18/2022	NA
23	✓	10.45-02-111822	I	BATHRM FL1	D 774	FC 337	↓	1431	↓	-3	1415	↓	↓
37	✓	10.45-03-111822	I	SPARE BED FL1	D 497	FC 153	↓	1432	↓	-8	1419	↓	↓
13	✓	10.45-04-111822	I	MASTER BED FL2	D 856	FC 267	↓	1433	↓	-4	1418	↓	↓
5	✓	10.45-AA-111822	A	BACK PATIO FL1	SIM 052	FC 210	↓	1434	↓	-5	1417	↓	↓

Bldg ID: 10,45

BUILDING SURVEY FORM*

Preparer's Name: Ellen Smith
Affiliation: WSP
Date/Time Prepared: 111722 / 1430
Phone Number: [redacted]

Occupant Information

Occupant Name: [redacted]
Mailing Address:
City: [redacted]
Phone:
State: [redacted]
Email:
Zip Code:
Interviewed: ☒ Yes ☐ No

Owner/Landlord Information (Check if same as occupant ☐)

Occupant Name: [redacted]
Mailing Address:
City:
Phone:
State:
Email:
Zip Code:
Interviewed: ☐ Yes ☒ No

Building Type (Check appropriate boxes)

☐ Residential ☒ Residential Duplex ☐ Apartment Building ☐ Mobile Home ☐ Commercial (office)
☐ Commercial (warehouse) ☐ Industrial ☐ Strip Mall ☐ Split Level ☐ Church ☐ School

Building Characteristics

Approximate Building Age (years): ~30 Number of Stories: 2
Approximate Building Area (square feet): ~2000 Number of Elevators: 0

Foundation Type (Check appropriate boxes)

☒ Slab-on-Grade ☐ Crawl Space ☐ Basement

Basement Characteristics (Check appropriate boxes) NA

☐ Dirt Floor ☐ Sealed ☐ Wet Surfaces ☐ Sump Pump ☐ Concrete Cracks ☐ Floor Drains

Factors Influencing Indoor Air Quality

Is there an attached garage?	☒ Yes	☐ No	
Is there smoking in the building?	☐ Yes	☒ No	
Is there new carpet or furniture?	☐ Yes	☒ No	Describe:
Have clothes or drapes been recently dry cleaned?	☐ Yes	☒ No	Describe:
Has painting or staining been done with the last six months?	☒ Yes	☐ No	Describe: PAINT THROUGHOUT
Has the building been recently remodeled?	☐ Yes	☒ No	Describe:
Has the building ever had a fire?	☐ Yes	☒ No	
Is there a hobby or craft area in the building?	☐ Yes	☒ No	Describe:
Is gun cleaner stored in the building?	☐ Yes	☒ No	
Is there a fuel oil tank on the property?	☐ Yes	☒ No	
Is there a septic tank on the property?	☐ Yes	☒ No	
Has the building been fumigated or sprayed for pests recently?	☐ Yes	☒ No	Describe:
Do any building occupants use solvents at work?	☐ Yes	☒ No	Describe:

* Developed based on guidelines set forth in the Guidance for the Evaluation and Mitigation of Subsurface Vapor Intrusion to Indoor Air (DTSC, 2011).

Bldg ID: 10.45

Sampling Locations

Draw the general floor plan of the building and denote locations of sample collection. Indicate locations of doors, windows, indoor air contaminant sources and field instrument readings.

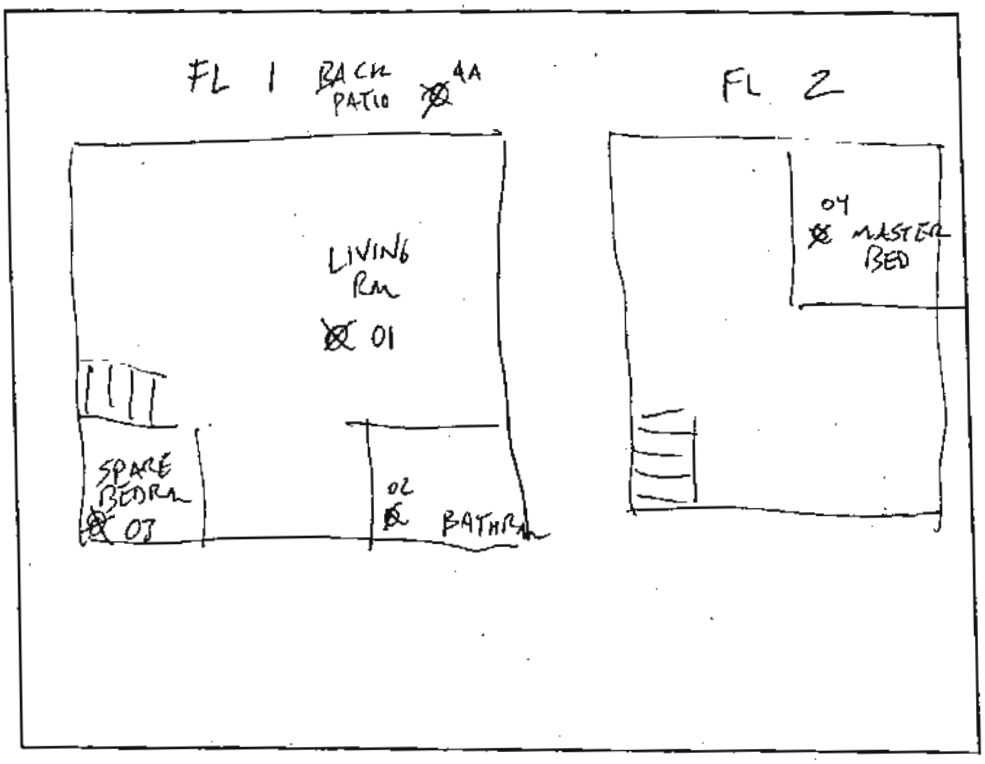

Primary Type of Energy Used (Check appropriate boxes)

☒ Natural Gas ☐ Fuel Oil ☐ Propane ☒ Electricity ☐ Wood ☐ Kerosene

Meteorological Conditions

Describe the general weather conditions during the indoor air sampling event.

CLEAR, CALM, DRY

General Comments

Provide any other information that may be of importance in understanding the indoor air quality of this building.

* Developed based on guidelines set forth in the Guidance for the Evaluation and Mitigation of Subsurface Vapor Intrusion to Indoor Air (DTSC, 2011).

BULDING SURVEY FORM*

Bldg No.: 10.45

Occupant of Building [redacted]

Address [redacted]

City [redacted]

Field Investigator Ellen Smith / CHANDAN S. Date 111720 22

Field Instrument Reading	Photo No.	Measurement Location (Ambient Air, Foundation Opening, or Consumer Product)	If Consumer Product, Potential Volatile Ingredients
5	1	10.45-01 - 111822 LIVING RM FL 1	NA
23	2	10.45-02 - 111822 BATHRM FL 1	SOAP
37	3	10.45-03 - 111822 SPARE BEDRM FL 1	NA
13	4	10.45-04 - 111822 MASTER BED FL 2	NA
5	5	10.45-AA - 111822 BACK PATIO FL 1	NA

Comments:

*Developed based on guidelines set forth in the Guidance for the Evaluation and Mitigation of Subsurface Vapor Intrusion to Indoor Air (DTSC, 2011).

Note- Use PID as a screening tool to identify indoor air sources of VOCs in the rooms being sampled in addition to measuring background VOCs in the ambient air near a sampling canister. Avoid any room with potential significant indoor air sources that cannot be sealed or removed.

wsp

AIR SAMPLING LOG

Project Name: Former Ford Aeronutronics Facility **Project Number:** 8622397108.01.1E

Start Date: 11172022 **Building IDs:** 10.62

FIRST DAY OF SAMPLING

Sampler Name:	Ellen S. / CHANDAN	**Weather:**	CLEAR, CALM, DRY
Temperature:	73°	**Barometric Pressure:**	—
Notes:	—		

SECOND DAY OF SAMPLING

Sampler Name:	Ellen S. / CHANDAN	**Weather:**	CLEAR, CALM, DRY
Temperature:	72°	**Barometric Pressure:**	—
Notes:	—		

PID	Shut-in Test	Sample ID	Sample Type	Sample Collection Point	Summa Canister ID	Flow Controller ID	Sampling Start			Sampling End			Comments (dup or rep)
							Start Canister Vacuum	Start Time	Start Date	End Canister Vacuum	End Time	End Date	
85	✓	10.62-01-111822-M	1	LIVING RM FL 1	D 747	FC 404	-30	1207	11172022	-5	1200	11182022	NA
51	✓	10-62-02-111822-M	1	BATHRM FL 1	D 777	FC 406	-30	1208		-5	1201		
16	✓	10.62-03-111822-M	1	ENTRYWAY FL 1	D 619	FC 342	-30	1209		-6	1201		
68	✓	10.62-04-111822-M	1	MASTER BATH FL 2	D 214	FC 263	-30	1210		-2	1205		
1	✓	10.62-AA-111822	A	PATIO FL 1	D 692	FC 387	-30	1211	✓	-8	1206	✓	

Bldg ID: 10.62

BUILDING SURVEY FORM*

Preparer's Name: Ellen Smith
Affiliation: WSP
Date/Time Prepared: 11-17-22/1200
Phone Number: [redacted]

Occupant Information

Occupant Name: [redacted] Interviewed: ☒ Yes ☐ No
Mailing Address: [redacted]
City: [redacted] State: [redacted] Zip Code:
Phone: [redacted] Email: [redacted]

Owner/Landlord Information (Check if same as occupant ☒)

Occupant Name: Interviewed: ☐ Yes ☐ No
Mailing Address:
City: State: Zip Code:
Phone: Email:

Building Type (Check appropriate boxes)

☐ Residential ☒ Residential Duplex ☐ Apartment Building ☐ Mobile Home ☐ Commercial (office)
☐ Commercial (warehouse) ☐ Industrial ☐ Strip Mall ☐ Split Level ☐ Church ☐ School

Building Characteristics

Approximate Building Age (years): ~57 Number of Stories: 2
Approximate Building Area (square feet): 1700 Number of Elevators: 0

Foundation Type (Check appropriate boxes)

☒ Slab-on-Grade ☐ Crawl Space ☐ Basement

Basement Characteristics (Check appropriate boxes) NA

☐ Dirt Floor ☐ Sealed ☐ Wet Surfaces ☐ Sump Pump ☐ Concrete Cracks ☐ Floor Drains

Factors Influencing Indoor Air Quality

Is there an attached garage?	☒ Yes	☐ No	
Is there smoking in the building?	☐ Yes	☒ No	
Is there new carpet or furniture?	☐ Yes	☒ No	Describe:
Have clothes or drapes been recently dry cleaned?	☐ Yes	☒ No	Describe:
Has painting or staining been done with the last six months?	☐ Yes	☒ No	Describe:
Has the building been recently remodeled?	☐ Yes	☒ No	Describe:
Has the building ever had a fire?	☐ Yes	☒ No	
Is there a hobby or craft area in the building?	☐ Yes	☒ No	Describe:
Is gun cleaner stored in the building?	☐ Yes	☒ No	
Is there a fuel oil tank on the property?	☐ Yes	☒ No	
Is there a septic tank on the property?	☐ Yes	☒ No	
Has the building been fumigated or sprayed for pests recently?	☐ Yes	☒ No	Describe:
Do any building occupants use solvents at work?	☐ Yes	☒ No	Describe:

* Developed based on guidelines set forth in the Guidance for the Evaluation and Mitigation of Subsurface Vapor Intrusion to Indoor Air (DTSC, 2011).

Bldg ID: 10.62

Sampling Locations

Draw the general floor plan of the building and denote locations of sample collection. Indicate locations of doors, windows, indoor air contaminant sources and field instrument readings.

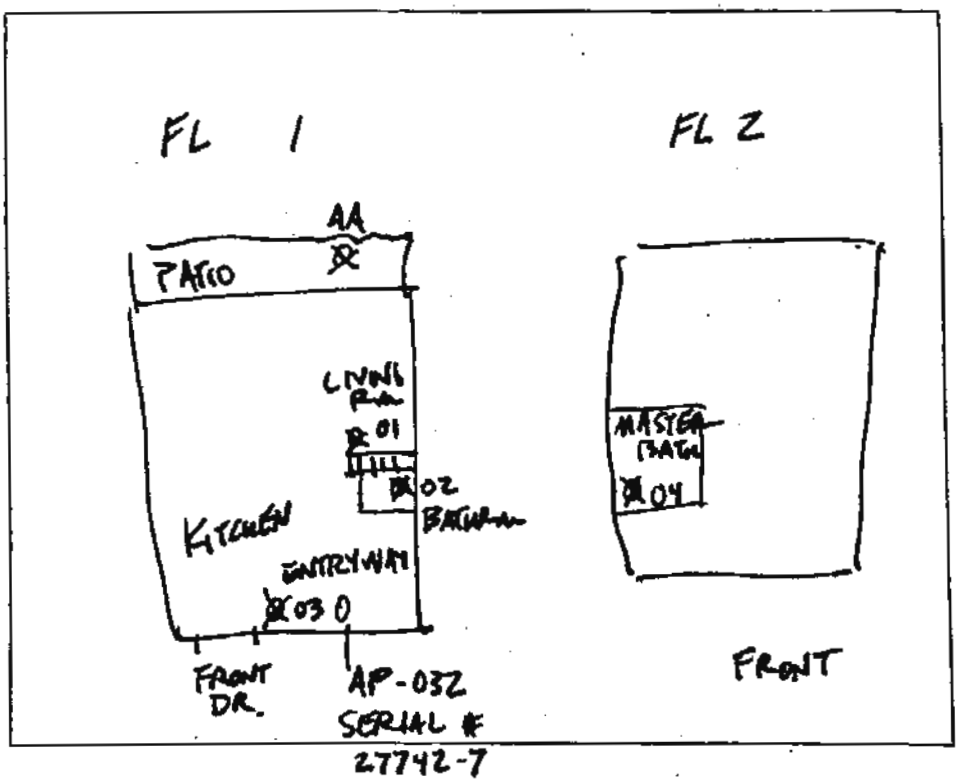

Primary Type of Energy Used (Check appropriate boxes)

☒ Natural Gas ☐ Fuel Oil ☐ Propane ☒ Electricity ☐ Wood ☐ Kerosene

Meteorological Conditions

Describe the general weather conditions during the indoor air sampling event.

CLEAR, CALM, DRY

General Comments

Provide any other information that may be of importance in understanding the indoor air quality of this building.

* Developed based on guidelines set forth in the Guidance for the Evaluation and Mitigation of Subsurface Vapor Intrusion to Indoor Air (DTSC, 2011).

BULDING SURVEY FORM*

Bldg No.: 10.62

Occupant of Building [redacted]

Address

City

Field Investigator Ellen Smith / CHARIDAN Date 11-18-22

Field Instrument Reading	Photo No.	Measurement Location (Ambient Air, Foundation Opening, or Consumer Product)	If Consumer Product, Potential Volatile Ingredients
85	1	10.62-01-111822-M LIVING RM FL1	NA
51	2	10-62-02-111822-M BATHRM FL 1	SOAP
16	3	10.62-03-111822-M ENTRYWAY FL 1	NA
68	4	10.62-04-111822-M MASTER BATH FL2	SOAP
1	5	10-62-AA-111822 PATIO FL 1	NA
NA	6	AIR PURIFIER ENTRYWAY FL 1 AP-052	NA

Comments:

*Developed based on guidelines set forth in the Guidance for the Evaluation and Mitigation of Subsurface Vapor Intrusion to Indoor Air (DTSC, 2011).

Note- Use PID as a screening tool to identify indoor air sources of VOCs in the rooms being sampled in addition to measuring background VOCs in the ambient air near a sampling canister. Avoid any room with potential significant indoor air sources that cannot be sealed or removed.

wsp

AIR SAMPLING LOG

Project Name: Former Ford Aeronutronics Facility
Project Number: 8622397108.01.1E
Start Date: 11-17-2022
Building IDs: 11.08

FIRST DAY OF SAMPLING

Sampler Name:	Ellen S. / CHANDAN	**Weather:**	CLEAR, DRY, CALM
Temperature:	60°	**Barometric Pressure:**	—
Notes:	—		

SECOND DAY OF SAMPLING

Sampler Name:	Ellen S. / CHANDAN	**Weather:**	CLEAR, DRY, CALM
Temperature:	60°	**Barometric Pressure:**	—
Notes:	—		

PID	Shut-in Test	Sample ID	Sample Type	Sample Collection Point	Summa Canister ID	Flow Controller ID	Sampling Start			Sampling End			Comments (dup or rep)
							Start Canister Vacuum	Start Time	Start Date	End Canister Vacuum	End Time	End Date	
135	✓	11.08-01-111822	1	LIVING RM FL1	SIM 062	FC 362	-30	0817	11/17 2022	-1	0807	11/18/2022	DUP
135	✓	11.08-11-111822	1	LIVING RM FL1	D 881	FC 68	-30	0817		-8	0807		
150	✓	11.08-02-111822	1	MASTER BED FL1	D 566	FC 568	-30	0821		-8	0809		N4
164	✓	11.08-03-111822	1	BATHRM FL1	D 516	FC 212	-30	0822		-2	0808		
110	✓	11.08-04-111822	1	BEDRM FL1	D 717	FC 389	-30	0823		-8	0810		
24	✓	11.08-AA-111822	A	BACK PATIO FL1	D 612	FC 485	-30	0824		-7	0811		

Bldg ID: 11.08

BUILDING SURVEY FORM*

Preparer's Name: Ellen Smith Date/Time Prepared: 11/17/2022/0800
Affiliation: WSP Phone Number: [redacted]

Occupant Information

Occupant Name: [redacted] Interviewed: ☒ Yes ☐ No
Mailing Address:
City: [redacted] State: [redacted] Zip Code:
Phone: [redacted] Email:

Owner/Landlord Information (Check if same as occupant ☒)

Occupant Name: Interviewed: ☐ Yes ☐ No
Mailing Address:
City: State: Zip Code:
Phone: Email:

Building Type (Check appropriate boxes)

☒ Residential ☐ Residential Duplex ☐ Apartment Building ☐ Mobile Home ☐ Commercial (office)
☐ Commercial (warehouse) ☐ Industrial ☐ Strip Mall ☐ Split Level ☐ Church ☐ School

Building Characteristics

Approximate Building Age (years): ~37 Number of Stories: 1
Approximate Building Area (square feet): 2578 Number of Elevators: 0

Foundation Type (Check appropriate boxes)

☒ Slab-on-Grade ☐ Crawl Space ☐ Basement

Basement Characteristics (Check appropriate boxes) NA

☐ Dirt Floor ☐ Sealed ☐ Wet Surfaces ☐ Sump Pump ☐ Concrete Cracks ☐ Floor Drains

Factors Influencing Indoor Air Quality

Is there an attached garage?	☒ Yes	☐ No	
Is there smoking in the building?	☐ Yes	☒ No	
Is there new carpet or furniture?	☐ Yes	☒ No	Describe:
Have clothes or drapes been recently dry cleaned?	☐ Yes	☒ No	Describe:
Has painting or staining been done with the last six months?	☐ Yes	☒ No	Describe:
Has the building been recently remodeled?	☐ Yes	☒ No	Describe:
Has the building ever had a fire?	☐ Yes	☒ No	
Is there a hobby or craft area in the building?	☐ Yes	☒ No	Describe:
Is gun cleaner stored in the building?	☐ Yes	☒ No	
Is there a fuel oil tank on the property?	☐ Yes	☒ No	
Is there a septic tank on the property?	☐ Yes	☒ No	
Has the building been fumigated or sprayed for pests recently?	☐ Yes	☒ No	Describe:
Do any building occupants use solvents at work?	☐ Yes	☒ No	Describe:

* Developed based on guidelines set forth in the Guidance for the Evaluation and Mitigation of Subsurface Vapor Intrusion to Indoor Air (DTSC, 2011).

Bldg ID: 11.08

Sampling Locations

Draw the general floor plan of the building and denote locations of sample collection. Indicate locations of doors, windows, indoor air contaminant sources and field instrument readings.

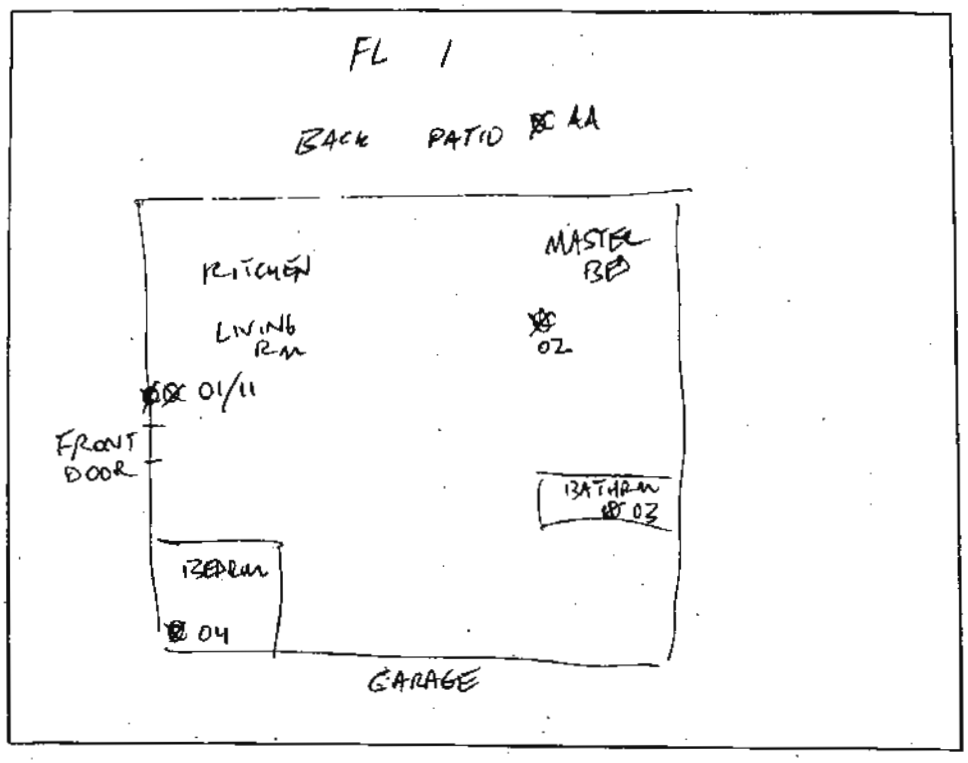

Primary Type of Energy Used (Check appropriate boxes)

☒ Natural Gas ☐ Fuel Oil ☐ Propane ☒ Electricity ☐ Wood ☐ Kerosene

Meteorological Conditions

Describe the general weather conditions during the indoor air sampling event.

CLEAR, CALM, DRY

General Comments

Provide any other information that may be of importance in understanding the indoor air quality of this building.

* Developed based on guidelines set forth in the Guidance for the Evaluation and Mitigation of Subsurface Vapor Intrusion to Indoor Air (DTSC, 2011).

BULDING SURVEY FORM*

Bldg No.: 11.08

Occupant of Building [redacted]

Address [redacted]

City [redacted]

Field Investigator Ellen Smith / CHANDAN Date 11-17-2022

Field Instrument Reading	Photo No.	Measurement Location (Ambient Air, Foundation Opening, or Consumer Product)	If Consumer Product, Potential Volatile Ingredients
135	1	11.08-01-111822/11.08-11-111822 LIVING RM FL 1	NA
150	2	11.08-02-111822 MASTER BEDRM FL 1	NA
164	3	11.08-03-111822 BATHRM FL 1	SOAP
110	4	11.08-04-111822 BEDRM FL 1	NA
24	5	11.08-AA-111822 BACK PATIO FL 1	NA

Comments:

*Developed based on guidelines set forth in the Guidance for the Evaluation and Mitigation of Subsurface Vapor Intrusion to Indoor Air (DTSC, 2011).

Note- Use PID as a screening tool to identify indoor air sources of VOCs in the rooms being sampled in addition to measuring background VOCs in the ambient air near a sampling canister. Avoid any room with potential significant indoor air sources that cannot be sealed or removed.

AIR SAMPLING LOG

Project Name: Former Ford Aeronutronics Facility
Project Number: 8622397108.01.1E
Start Date: 10/11/2022
Building IDs: 11.13

FIRST DAY OF SAMPLING

Sampler Name:	Chrissle N., Maria V	**Weather:**	cloudy
Temperature:	71°F	**Barometric Pressure:**	29.97 in Hg
Notes:	—		

SECOND DAY OF SAMPLING

Sampler Name:	Ellen S., Chrissie N.	**Weather:**	partly cloudy
Temperature:	74°F	**Barometric Pressure:**	30.05 in Hg
Notes:	ambient can had been in contact with rain earlier in am		

Shut-in Test	Sample ID	Sample Type	Sample Collection Point	Summa Canister ID	Flow Controller ID	Sampling Start			Sampling End			Comments (dup or rep)
						Start Canister Vacuum	Start Time	Start Date	End Canister Vacuum	End Time	End Date	
✓	11.13-01-101222	I	Livingroom F1	D914	FC273	-30	1311	10/11/22	-4	1304	10/12/22	NA
✓	11.13-02-101222	I	master bedrm F1	D121	FC252	-30	1313	10/11/22	-6	1305	10/12/22	↓
✓	11.13-03-101222	I	master bathrm F1	D719	FC217	-30	1317	10/11/22	-5	1305	10/12/22	↓
✓	11.13-04-101222	I	guest bedrm F1	D909	FC185	-30	1319	10/11/22	-6	1306	10/12/22	↓
✓	11.13-AA-101222	A	back patio F1	D177	FC318	-30	1321	10/11/22	-4	1306	10/12/22	↓

Bldg ID. 11.13

BUILDING SURVEY FORM*

Preparer's Name: Chrissie Nims
Date/Time Prepared: 10/11 1300
Affiliation: WSP
Phone Number: [redacted]

Occupant Information

Occupant Name: [redacted]
Interviewed: ☒ Yes ☐ No
Mailing Address: [redacted]
City: [redacted]
State: CA
Zip Code: —
Phone: [redacted]
Email: —

Owner/Landlord Information (Check if same as occupant ☒)

Occupant Name:
Interviewed: ☐ Yes ☐ No
Mailing Address:
City:
State:
Zip Code:
Phone:
Email:

Building Type (Check appropriate boxes)

☒ Residential ☐ Residential Duplex ☐ Apartment Building ☐ Mobile Home ☐ Commercial (office)
☐ Commercial (warehouse) ☐ Industrial ☐ Strip Mall ☐ Split Level ☐ Church ☐ School

Building Characteristics

Approximate Building Age (years): ~ 34 years
Number of Stories: 1
Approximate Building Area (square feet): 2452
Number of Elevators: Ø

Foundation Type (Check appropriate boxes)

☒ Slab-on-Grade ☐ Crawl Space ☐ Basement

Basement Characteristics (Check appropriate boxes) N/A

☐ Dirt Floor ☐ Sealed ☐ Wet Surfaces ☐ Sump Pump ☐ Concrete Cracks ☐ Floor Drains

Factors Influencing Indoor Air Quality

Is there an attached garage?	☒ Yes	☐ No	
Is there smoking in the building?	☐ Yes	☒ No	
Is there new carpet or furniture?	☒ Yes	☐ No	Describe: couch purchased in April of 2022
Have clothes or drapes been recently dry cleaned?	☒ Yes	☐ No	Describe: husbands closet, ~1 week prior
Has painting or staining been done with the last six months?	☒ Yes	☐ No	Describe: painting, in office near front door
Has the building been recently remodeled?	☐ Yes	☒ No	Describe:
Has the building ever had a fire?	☐ Yes	☒ No	
Is there a hobby or craft area in the building?	☐ Yes	☒ No	Describe:
Is gun cleaner stored in the building?	☐ Yes	☒ No	guns stored in attic, possibly cleaner but locked away.
Is there a fuel oil tank on the property?	☐ Yes	☒ No	
Is there a septic tank on the property?	☐ Yes	☒ No	
Has the building been fumigated or sprayed for pests recently?	☐ Yes	☒ No	Describe: not in home
Do any building occupants use solvents at work?	☐ Yes	☒ No	Describe:

* Developed based on guidelines set forth in the Guidance for the Evaluation and Mitigation of Subsurface Vapor Intrusion to Indoor Air (DTSC 2011)

Bldg ID: 11,13

Sampling Locations

Draw the general floor plan of the building and denote locations of sample collection. Indicate locations of doors, windows, indoor air contaminant sources and field instrument readings.

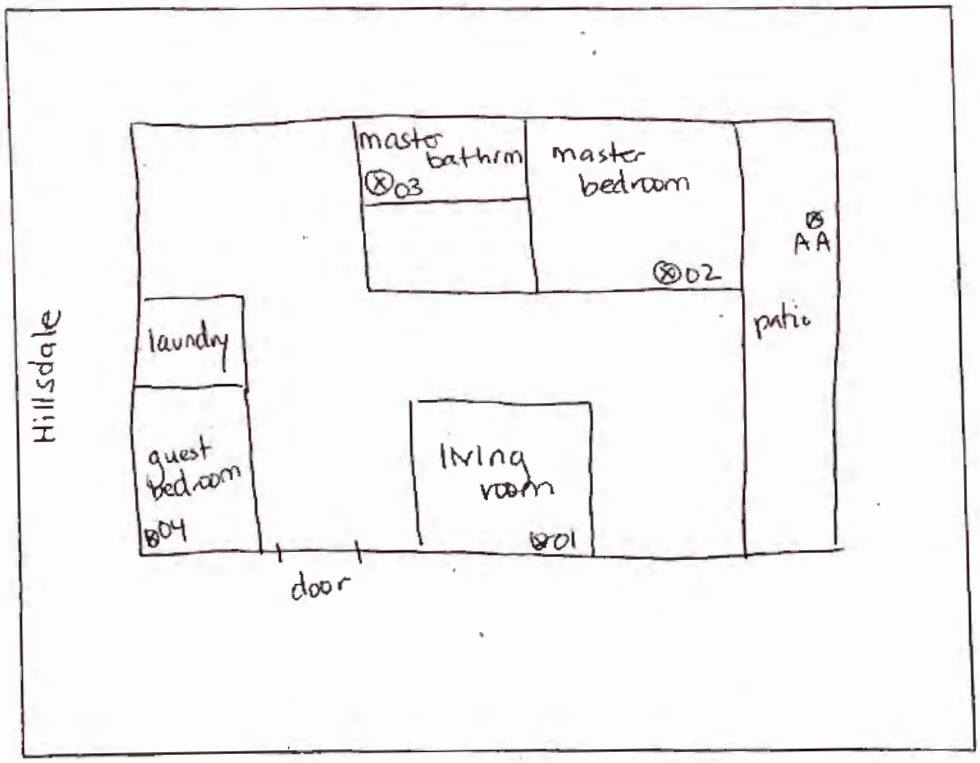

Primary Type of Energy Used (Check appropriate boxes)

☒ Natural Gas ☐ Fuel Oil ☐ Propane ☒ Electricity ☐ Wood ☐ Kerosene

Meteorological Conditions

Describe the general weather conditions during the indoor air sampling event.
overcast, cloudy & rainy overnight
scattered storms

General Comments

Provide any other information that may be of importance in understanding the indoor air quality of this building.
N/A

* Developed based on guidelines set forth in the Guidance for the Evaluation and Mitigation of Subsurface Vapor Intrusion to Indoor Air (DTSC, 2011).

BULDING SURVEY FORM*

Bldg No.: 11.13

Occupant of Building [redacted]

Address [redacted]

City [redacted]

Field Investigator Christen, Maria V Date 10/11/22

Field Instrument Reading (ppb)	Photo No.	Measurement Location (Ambient Air, Foundation Opening, or Consumer Product)	If Consumer Product, Potential Volatile Ingredients
09	1	11.13-01-101222 Livingroom F1 I	N/A
34	2	11.13-02-101222 master bedroom F1 I	N/A
48	3	11.13-03-101222 master bathroom F1 I	N/A
18	4	11.13-04-101222 guest bedroom F1 I	N/A
18	5	11.13-AA-101222 back patio F1 I	N/A

Comments:

requested that owner not use perfume, cleaning products, burn candles for 24hr during sampling

*Developed based on guidelines set forth in the Guidance for the Evaluation and Mitigation of Subsurface Vapor Intrusion to Indoor Air (DTSC, 2011).

Note- Use PID as a screening tool to identify indoor air sources of VOCs in the rooms being sampled in addition to measuring background VOCs in the ambient air near a sampling canister. Avoid any room with potential significant indoor air sources that

AIR SAMPLING LOG

Project Name: Former Ford Aeronutronics Facility
Project Number: 8622397108.01.1E
Start Date: 11/3/2022
Building IDs: 11.39

FIRST DAY OF SAMPLING

Sampler Name:	Casey P. & Chrissie N.	**Weather:**	Sunny
Temperature:	61° F	**Barometric Pressure:**	30.05 inHg
Notes:	none		

SECOND DAY OF SAMPLING

Sampler Name:	Casey P + Chrissie N	**Weather:**	mostly sunny
Temperature:	62°F	**Barometric Pressure:**	30.26 inHg
Notes:	none		

Shut-in Test	Sample ID	Sample Type	Sample Collection Point	Summa Canister ID	Flow Controller ID	Sampling Start			Sampling End			Comments (dup or rep)
						Start Canister Vacuum	Start Time	Start Date	End Canister Vacuum	End Time	End Date	
✓	11.39-01-110422	IA	Living Rm Fl1	D467	FC227	-30	1109	11/3/22	-2	1104	11/4/22	
✓	11.39-11-110422	IA	Living Rm Fl1	D805	FC47	-30	1109	11/3/22	-5	1104	11/4/22	
✓	11.39-02-110422	IA	guest bath Fl1	D709	FC454	-30	1111	11/3/22	-7	1105	11/4/22	
✓	11.39-03-110422	IA	family Rm Fl1	D543	FC67	-30	1113	11/3/22	-4	1106	11/4/22	
✓	11.39-04-110422	IA	master bed Fl2	D475	FC181	-30	1115	11/3/22	-8	1107	11/4/22	
✓	11.39-AA-110422	AA	back patio Fl1	D395	FC310	-30	1117	11/3/22	-2.5	1114	11/4/22	

Bldg ID: 11.39

BUILDING SURVEY FORM*

Preparer's Name: Chrissie Nims Date/Time Prepared: 11/3/2022 1100
Affiliation: WSP Phone Number: [redacted]

Occupant Information

Occupant Name: [redacted] Interviewed: ☐ Yes ☐ No
Mailing Address: [redacted]
City: [redacted] State: CA Zip Code: —
Phone: [redacted] Email: —

Owner/Landlord Information (Check if same as occupant ☒)

Occupant Name: Interviewed: ☐ Yes ☐ No
Mailing Address:
City: State: Zip Code:
Phone: Email:

Building Type (Check appropriate boxes)

☒ Residential ☒ Residential Duplex ☐ Apartment Building ☐ Mobile Home ☐ Commercial (office)
☐ Commercial (warehouse) ☐ Industrial ☐ Strip Mall ☐ Split Level ☐ Church ☐ School

Building Characteristics

Approximate Building Age (years): ~ 37 Number of Stories: 2
Approximate Building Area (square feet): 2700 Number of Elevators: Ø

Foundation Type (Check appropriate boxes)

☒ Slab-on-Grade ☐ Crawl Space ☐ Basement

Basement Characteristics (Check appropriate boxes) NA

☐ Dirt Floor ☐ Sealed ☐ Wet Surfaces ☐ Sump Pump ☐ Concrete Cracks ☐ Floor Drains

Factors Influencing Indoor Air Quality

Is there an attached garage?	☒ Yes	☐ No	
Is there smoking in the building?	☐ Yes	☒ No	
Is there new carpet or furniture?	☐ Yes	☒ No	Describe:
Have clothes or drapes been recently dry cleaned?	☐ Yes	☒ No	Describe:
Has painting or staining been done with the last six months?	☐ Yes	☒ No	Describe:
Has the building been recently remodeled?	☐ Yes	☒ No	Describe: garage drain problems
Has the building ever had a fire?	☒ Yes	☐ No	small fire 1 year ago
Is there a hobby or craft area in the building?	☐ Yes	☒ No	Describe:
Is gun cleaner stored in the building?	☐ Yes	☒ No	
Is there a fuel oil tank on the property?	☐ Yes	☒ No	
Is there a septic tank on the property?	☐ Yes	☒ No	
Has the building been fumigated or sprayed for pests recently?	☐ Yes	☒ No	Describe:
Do any building occupants use solvents at work?	☐ Yes	☒ No	Describe:

* Developed based on guidelines set forth in the Guidance for the Evaluation and Mitigation of Subsurface Vapor Intrusion to Indoor Air (DTSC, 2011).

Bldg ID: 11,39

Sampling Locations

Draw the general floor plan of the building and denote locations of sample collection. Indicate locations of doors, windows, indoor air contaminant sources and field instrument readings.

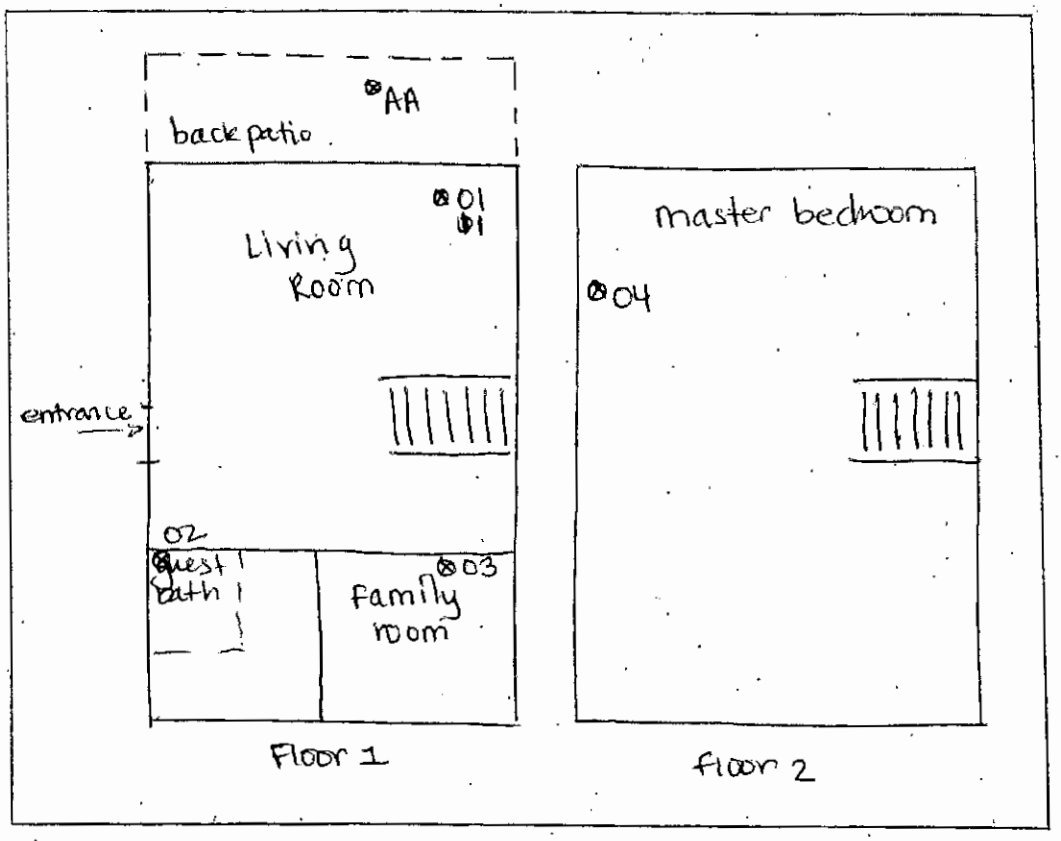

Primary Type of Energy Used (Check appropriate boxes)

☒ Natural Gas ☐ Fuel Oil ☐ Propane ☒ Electricity ☐ Wood ☐ Kerosene

Meteorological Conditions

Describe the general weather conditions during the indoor air sampling event.
sunny, 60°F

General Comments

Provide any other information that may be of importance in understanding the indoor air quality of this building.
small fire in kitchen ~1 year before sampling event

* Developed based on guidelines set forth in the Guidance for the Evaluation and Mitigation of Subsurface Vapor Intrusion to Indoor Air (DTSC, 2011).

BULDING SURVEY FORM*

Bldg No.: 11.39

Occupant of Building [redacted]

Address [redacted]

City [redacted]

Field Investigator Casey P. ; Christie N. Date 11/3/2022

Field Instrument Reading	Photo No.	Measurement Location (Ambient Air, Foundation Opening, or Consumer Product)	If Consumer Product, Potential Volatile Ingredients
48	1	11.39-01-110422 Living Room F1 ; " -11-110422	candles
49	2	11.39-02-110422 ~~Family room~~ (O) F1 guest bathroom	
45	3	11.39-03-110422 ~~guest bathroom~~ (N) family room F1	
75	4	11.39-04-110422 master bedroom F1	
31	5	11.39-AA-110422 back patio. F1	

Comments:

*Developed based on guidelines set forth in the Guidance for the Evaluation and Mitigation of Subsurface Vapor Intrusion to Indoor Air (DTSC, 2011).

Note- Use PID as a screening tool to identify indoor air sources of VOCs in the rooms being sampled in addition to measuring background VOCs in the ambient air near a sampling canister. Avoid any room with potential significant indoor air sources that cannot be sealed or removed.

wsp

AIR SAMPLING LOG

Project Name: Former Ford Aeronutronics Facility **Project Number:** 8622397108.01.1E

Start Date: 12012022 **Building IDs:** 13.29

FIRST DAY OF SAMPLING

Sampler Name:	Ellen Smith, Robin M.	**Weather:**	Partly Cloudy, Dry, Breezy
Temperature:	60°	**Barometric Pressure:**	—
Notes:	—		

SECOND DAY OF SAMPLING

Sampler Name:	Ellen Smith, Robin M.	**Weather:**	Cloudy, Damp
Temperature:	60°	**Barometric Pressure:**	—
Notes:	Overnight rain		

PID	Shut-in Test	Sample ID	Sample Type	Sample Collection Point	Summa Canister ID	Flow Controller ID	Sampling Start			Sampling End			Comments (dup or rep)
							Start Canister Vacuum	Start Time	Start Date	End Canister Vacuum	End Time	End Date	
17	✓	13.29-01-120222	I	Living Rm FL 1	D 640	FC 341	-30	1105	120122	-10	1100	120222	NA
5	✓	13.29-02-120222	I	Bathrm FL 1	D 599	FC 227	↓	1106	120122	-4	1101	↓	↓
7	✓	13.29-03-120222	I	Master Bed FL 2	D 620	FC 139	↓	1107	120122	-6	1102	↓	↓
5	✓	13.29-04-120222	I	Bath FL 2	D 610	FC 188	↓	1108	120122	-2	1103	↓	↓
0	✓	13.29-AA-120222	A	Porch FL 1	D 912	FC 413	↓	1109	120122	-5	1105	↓	↓

Bldg ID: 13.29

BUILDING SURVEY FORM*

Preparer's Name: Ellen Smith
Date/Time Prepared: 12 01 2021/1100
Affiliation: WSP
Phone Number: [redacted]

Occupant Information

Occupant Name: [redacted] Interviewed: ☒ Yes ☐ No
Mailing Address: [redacted]
City: [redacted] State: [redacted] Zip Code: [redacted]
Phone: [redacted] Email:

Owner/Landlord Information (Check if same as occupant ☒)

Occupant Name: Interviewed: ☐ Yes ☐ No
Mailing Address:
City: State: Zip Code:
Phone: Email:

Building Type (Check appropriate boxes)

☒ Residential ☐ Residential Duplex ☐ Apartment Building ☐ Mobile Home ☐ Commercial (office)
☐ Commercial (warehouse) ☐ Industrial ☐ Strip Mall ☐ Split Level ☐ Church ☐ School

Building Characteristics

Approximate Building Age (years): 20 Number of Stories: 2
Approximate Building Area (square feet): 3100 Number of Elevators: 0

Foundation Type (Check appropriate boxes)

☒ Slab-on-Grade ☐ Crawl Space ☐ Basement

Basement Characteristics (Check appropriate boxes) NA

☐ Dirt Floor ☐ Sealed ☐ Wet Surfaces ☐ Sump Pump ☐ Concrete Cracks ☐ Floor Drains

Factors Influencing Indoor Air Quality

Is there an attached garage?	☒ Yes	☐ No	
Is there smoking in the building?	☐ Yes	☒ No	
Is there new carpet or furniture?	☐ Yes	☒ No	Describe:
Have clothes or drapes been recently dry cleaned?	☐ Yes	☒ No	Describe:
Has painting or staining been done with the last six months?	☐ Yes	☒ No	Describe:
Has the building been recently remodeled?	☐ Yes	☒ No	Describe:
Has the building ever had a fire?	☐ Yes	☒ No	
Is there a hobby or craft area in the building?	☐ Yes	☒ No	Describe:
Is gun cleaner stored in the building?	☐ Yes	☒ No	
Is there a fuel oil tank on the property?	☐ Yes	☒ No	
Is there a septic tank on the property?	☐ Yes	☒ No	
Has the building been fumigated or sprayed for pests recently?	☐ Yes	☒ No	Describe:
Do any building occupants use solvents at work?	☐ Yes	☒ No	Describe:

* Developed based on guidelines set forth in the Guidance for the Evaluation and Mitigation of Subsurface Vapor Intrusion to Indoor Air (DTSC, 2011).

Bldg ID: 13.21

Sampling Locations

Draw the general floor plan of the building and denote locations of sample collection. Indicate locations of doors, windows, indoor air contaminant sources and field instrument readings.

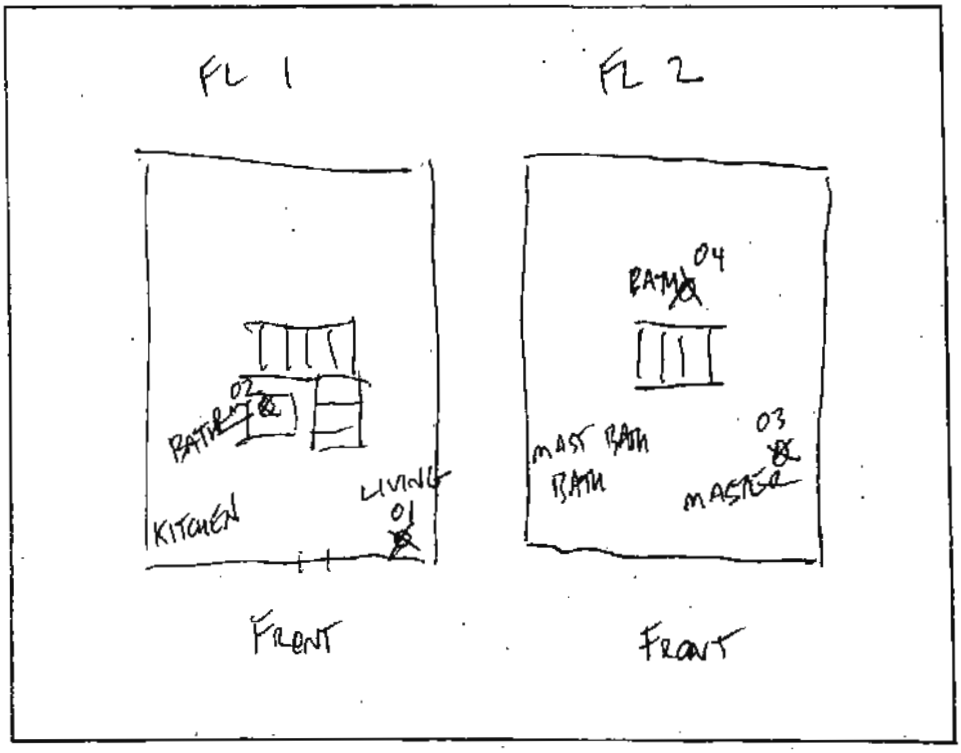

Primary Type of Energy Used (Check appropriate boxes)

☒ Natural Gas ☐ Fuel Oil ☐ Propane ☒ Electricity ☐ Wood ☐ Kerosene

Meteorological Conditions

Describe the general weather conditions during the indoor air sampling event.
PARTLY CLOUDY, POSSIBLE RAIN OVERNIGHT

General Comments

Provide any other information that may be of importance in understanding the indoor air quality of this building.
CLEANERS ARE COMING DURING THE DAY TODAY

* Developed based on guidelines set forth in the Guidance for the Evaluation and Mitigation of Subsurface Vapor Intrusion to Indoor Air (DTSC, 2011).

BULDING SURVEY FORM*

Bldg No.: 13.29

Occupant of Building [redacted]

Address

City

Field Investigator Ellen Smith, MORIN M. Date 12/1/2022

Field Instrument Reading	Photo No.	Measurement Location (Ambient Air, Foundation Opening, or Consumer Product)	If Consumer Product, Potential Volatile Ingredients
17	1	13.29-01-120222 LIVING RM FL 1	NA
5	2	13.29-02-120222 BATHRM FL 1	SOAP
7	3	13.29-03-120222 MASTER BED FL 2	NA
5	4	13.29-04-120222 BATHRM FL 2	SOAP
0	5	13.29-AA-120222 PORCH FL 1	NA

Comments:

HOUSE CLEANERS COMING ON DAY OF SET UP.

*Developed based on guidelines set forth in the Guidance for the Evaluation and Mitigation of Subsurface Vapor Intrusion to Indoor Air (DTSC, 2011).

Note- Use PID as a screening tool to identify indoor air sources of VOCs in the rooms being sampled in addition to measuring background VOCs in the ambient air near a sampling canister. Avoid any room with potential significant indoor air sources that cannot be sealed or removed.

WSP

SOIL GAS SAMPLING RECORD

Soil Gas Sampling Point ID:	17.24-SS-120222	**Project / Task No:**	8622397108.01.1E
Project Name:	FORD NEWPORT BCH	Date:	12022022
Project Location:	[redacted]		
Sampled By:			

Soil Vapor Probe Information:

Probe Type (circle one):	Installation Date:	Installation Time:	Probe Depth ("N/A" for sub-slab, or feet bgs):
Vapor Pin / Soil Gas Probe	12 02 2022	11:20 a.m.	NA

Shut-in Test:

Time at Start:	Vacuum at Start (in Hg):	Time at End:	Vacuum at End (in Hg):
1411	25	1413	25

Purging:

Calculated Three Purge Volumes (mL/cc):	90	Purging Tool (e.g., syringe, pump, Summa canister):	SYRINGE
Start Time ("N/A" for syringe):	NA	Stop Time ("N/A" for syringe):	NA
Purge Rate (for syringe, note time to pull 50 cc):	50 cc / 15 SEC.	Vacuum in Line During Purging (in Hg):	0
Purging Notes:			

Helium Measurements:

Conc. in Shroud During Purging/ Sampling (%):	Concentration in Line/Bag During Purging (%):	Measurement Method (circle one):	Comments:
20	0	In-line meter / Tedlar bag	—

Summa Canister and Sampling:

SUMMA Canister ID (include duplicate ID):	LC 572	Flow Controller ID (include duplicate ID):	SGm 534
Flow Controller Setting (mL/min):	200 mL/min	Vacuum During Sampling (in Hg):	0
Time at Start of Sampling:	Canister Vacuum at Start of Sampling (in Hg):	Time at End of Sampling:	Canister Vacuum at End of Sampling (in Hg):
1417	-30	1422	-5

AIR SAMPLING LOG

Project Name: Former Ford Aeronutronics Facility **Project Number:** 8622397108.01.1E

Start Date: 10/11/2022 **Building IDs:** 13.30

FIRST DAY OF SAMPLING

Sampler Name:	Chrissie N, Mana V	**Weather:**	69°F, cloudy
Temperature:	69°F	**Barometric Pressure:**	29.98 in Hg
Notes:	—		

SECOND DAY OF SAMPLING

Sampler Name:	Chrissie N, Ellen S.	**Weather:**	thunderstorm, "beach hazards"
Temperature:	70°F	**Barometric Pressure:**	30.07 in Hg
Notes:	RAIN OVERNIGHT – AMBIENT WAS UNDER COVER. MOISTURE ON CAN OBSERVED ON 13.30-02-101222 (BATHROOM).		

Shut-in Test	Sample ID	Sample Type	Sample Collection Point	Summa Canister ID	Flow Controller ID	Sampling Start			Sampling End			Comments (dup or rep)
						Start Canister Vacuum	Start Time	Start Date	End Canister Vacuum	End Time	End Date	
✓	13.30-01-101222	I	family room #1	D195	FC295	-30	0812	10/11/22	-2	0816	10/12/22	
✓	13.30-02-101222	I	bathroom #1	D784	FC189	-30	0815	10/11/22	-25	0818	10/12/22	
✓	13.30-03-101222	I	living rm #1	D627	FC162	-30	0818	10/11/22	-5	0819	10/12/22	
✓	13.30-04-101222	I	master bedroom	D370	FC567	-30	0820	10/11/22	-8	0820	10/12/22	
✓	13.30-AA-101222	A	back patio #1	D132	FC361	-30	0823	10/11/22	-5	0821	10/12/22	

Bldg ID: 13.30

BUILDING SURVEY FORM*

Preparer's Name: Chrissie Nims Date/Time Prepared: 10/11 800
Affiliation: WSP Phone Number: [redacted]

Occupant Information

Occupant Name: [redacted] Interviewed: ☒ Yes ☐ No
Mailing Address: [redacted]
City: [redacted] State: CA Zip Code: —
Phone: [redacted] Email: —

Owner/Landlord Information (Check if same as occupant ☒)

Occupant Name: _____ Interviewed: ☐ Yes ☐ No
Mailing Address: _____
City: _____ State: _____ Zip Code: _____
Phone: _____ Email: _____

Building Type (Check appropriate boxes)

☒ Residential ☐ Residential Duplex ☐ Apartment Building ☐ Mobile Home ☐ Commercial (office)
☐ Commercial (warehouse) ☐ Industrial ☐ Strip Mall ☐ Split Level ☐ Church ☐ School

Building Characteristics

Approximate Building Age (years): ~2002 Number of Stories: 2
Approximate Building Area (square feet): 3344 Number of Elevators: Ø

Foundation Type (Check appropriate boxes)

☒ Slab-on-Grade ☐ Crawl Space ☐ Basement

Basement Characteristics (Check appropriate boxes) N/A

☐ Dirt Floor ☐ Sealed ☐ Wet Surfaces ☐ Sump Pump ☐ Concrete Cracks ☐ Floor Drains

Factors Influencing Indoor Air Quality

Is there an attached garage?	☒ Yes ☐ No	
Is there smoking in the building?	☐ Yes ☒ No	
Is there new carpet or furniture?	☒ Yes ☐ No	Describe: July 2022, new furnishings
Have clothes or drapes been recently dry cleaned?	☐ Yes ☒ No	Describe:
Has painting or staining been done with the last six months?	☒ Yes ☐ No	Describe: first floor painted
Has the building been recently remodeled?	☒ Yes ☐ No	Describe: July - whole first floor remod.
Has the building ever had a fire?	☐ Yes ☒ No	unsure
Is there a hobby or craft area in the building?	☐ Yes ☒ No	Describe:
Is gun cleaner stored in the building?	☐ Yes ☒ No	
Is there a fuel oil tank on the property?	☐ Yes ☒ No	
Is there a septic tank on the property?	☐ Yes ☒ No	unsure
Has the building been fumigated or sprayed for pests recently?	☐ Yes ☒ No	Describe:
Do any building occupants use solvents at work?	☐ Yes ☒ No	Describe:

* Developed based on guidelines set forth in the Guidance for the Evaluation and Mitigation of Subsurface Vapor Intrusion to Indoor Air (DTSC, 2011).

Bldg ID: 13.30

Sampling Locations

Draw the general floor plan of the building and denote locations of sample collection. Indicate locations of doors, windows, indoor air contaminant sources and field instrument readings.

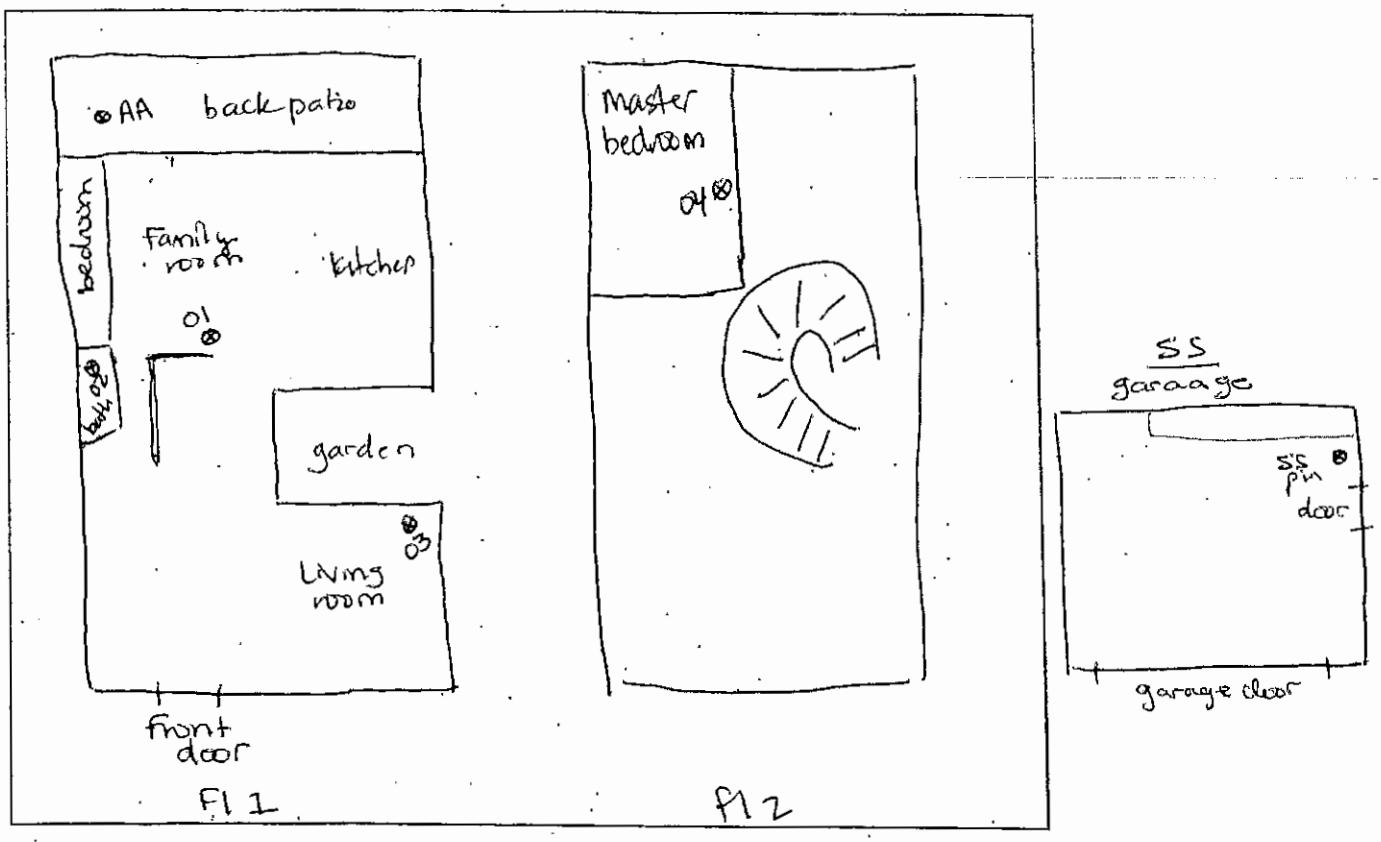

Primary Type of Energy Used (Check appropriate boxes)

☒ Natural Gas ☐ Fuel Oil ☐ Propane ☒ Electricity ☐ Wood ☐ Kerosene

Meteorological Conditions

Describe the general weather conditions during the indoor air sampling event.

cloudy, overcast

General Comments

Provide any other information that may be of importance in understanding the indoor air quality of this building.

N/A - recent remodel of first floor, finalized in July 2022.

* Developed based on guidelines set forth in the Guidance for the Evaluation and Mitigation of Subsurface Vapor Intrusion to Indoor Air (DTSC, 2011).

BULDING SURVEY FORM*

Bldg No.: 13.30

Occupant of Building [redacted]

Address [redacted]

City [redacted]

Field Investigator Chrissie N, Maria V, Ellen S Date 10/11/22

Field Instrument Reading (ppb)	Photo No.	Measurement Location (Ambient Air, Foundation Opening, or Consumer Product)	If Consumer Product, Potential Volatile Ingredients
39	1	13.30-01-101222 family room Fl 2	N/A
55	2	13.30-02-101222 bathroom Fl 2	N/A
44	3	13.30-03-101222 Living rm Fl 1	N/A
62	4	13.30-04-101222 master bed Fl 2	N/A
42	5	13.30-AA-101222 back patio Fl 1	N/A

Comments:

N/A

*Developed based on guidelines set forth in the Guidance for the Evaluation and Mitigation of Subsurface Vapor Intrusion to Indoor Air (DTSC, 2011).

Note- Use PID as a screening tool to identify indoor air sources of VOCs in the rooms being sampled in addition to measuring background VOCs in the ambient air near a sampling canister. Avoid any room with potential significant indoor air sources that

SOIL GAS SAMPLING RECORD

Soil Gas Sampling Point ID:	13.30-SS-101222	**Project / Task No:**	8622397108.01.1E
Project Name:	Ford Aeronutronics Facility	Date:	10/12/22
Project Location:	[redacted]		
Sampled By:	Ellen S, Chrissie N		

Soil Vapor Probe Information:

Probe Type (circle one):	Installation Date:	Installation Time:	Probe Depth ("N/A" for sub-slab, or feet bgs):
Vapor Pin / Soil Gas Probe	10/12/22	0835	N/A

Shut-in Test:

Time at Start:	Vacuum at Start (in Hg):	Time at End:	Vacuum at End (in Hg):
1110	-20	1112	-20

Purging:

Calculated Three Purge Volumes (mL/cc):	90.24	Purging Tool (e.g., syringe, pump, Summa canister):	synnge
Start Time ("N/A" for syringe):	N/A	Stop Time ("N/A" for syringe):	N/A
Purge Rate (for syringe, note time to pull 50 cc):	15s/50cc	Vacuum in Line During Purging (in Hg):	Ø
Purging Notes:	N/A		

Helium Measurements:

Conc. in Shroud During Purging/ Sampling (%):	Concentration in Line/Bag During Purging (%):	Measurement Method (circle one):	Comments:
22	Ø	In-line meter / Tedlar bag	N/A

Summa Canister and Sampling:

SUMMA Canister ID (include duplicate ID):	LC092	Flow Controller ID (include duplicate ID):	SGM124
Flow Controller Setting (mL/min):	200 mL/min	Vacuum During Sampling (in Hg):	Ø
Time at Start of Sampling:	Canister Vacuum at Start of Sampling (in Hg)	Time at End of Sampling:	Canister Vacuum at End of Sampling (in Hg):
1124	-30	1131	-2

wsp

AIR SAMPLING LOG

Project Name: Former Ford Aeronutronics Facility
Project Number: 8622397108.01.1E
Start Date: 10202022
Building IDs: 1333

FIRST DAY OF SAMPLING

Sampler Name:	Ellen Smith, Robin Mahnovo	**Weather:**	CLEAR
Temperature:	80°F	**Barometric Pressure:**	—
Notes:	—		

SECOND DAY OF SAMPLING

Sampler Name:	Ellen Smith, Robin M.	**Weather:**	CLEAR
Temperature:	80°	**Barometric Pressure:**	—
Notes:	—		

PID	Shut-in Test	Sample ID	Sample Type	Sample Collection Point	Summa Canister ID	Flow Controller ID	Sampling Start			Sampling End			Comments (dup or rep)
							Start Canister Vacuum	Start Time	Start Date	End Canister Vacuum	End Time	End Date	
109	✓	1333-01-102122	1	FAMILY RM FL 1	D 193	FC 19	-30	1301	10202022	-8	1254	10212022	NA
117	✓	1333-02-102122	1	BATHRM FL 1	D 858	FC 58	-30	1303	↓	-2	1255	↓	↓
125	✓	1333-03-102122	1	MASTER BED FL 2	D 849	FC 416	-30	1304	↓	-20	1256	↓	↓
90	✓	1333-04-102122	1	KIDS BED FL 2	D 859	FC 86	-30	1305	↓	-3	1257	↓	↓
36	✓	1333-AA-102122	A	BACK PATIO FL 1	D 695	FC 83	-30	1307	↓	-6	1258	↓	↓

Bldg ID: 13.33

BUILDING SURVEY FORM*

Preparer's Name: Ellen Smith Date/Time Prepared: 10/20/2022/1300
Affiliation: WSP Phone Number: [redacted]

Occupant Information

Occupant Name: [redacted] Interviewed: ☒ Yes ☐ No
Mailing Address: [redacted]
City: [redacted] State: CA Zip Code: [redacted]
Phone: [redacted] Email: [redacted]

Owner/Landlord Information (Check if same as occupant ☒)

Occupant Name: Interviewed: ☐ Yes ☐ No
Mailing Address:
City: State: Zip Code:
Phone: Email:

Building Type (Check appropriate boxes)

☒ Residential ☐ Residential Duplex ☐ Apartment Building ☐ Mobile Home ☐ Commercial (office)
☐ Commercial (warehouse) ☐ Industrial ☐ Strip Mall ☐ Split Level ☐ Church ☐ School

Building Characteristics

Approximate Building Age (years): ~20 Number of Stories: 2
Approximate Building Area (square feet): 3300 Number of Elevators: 0

Foundation Type (Check appropriate boxes)

☒ Slab-on-Grade ☐ Crawl Space ☐ Basement

Basement Characteristics (Check appropriate boxes) NA

☐ Dirt Floor ☐ Sealed ☐ Wet Surfaces ☐ Sump Pump ☐ Concrete Cracks ☐ Floor Drains

Factors Influencing Indoor Air Quality

Is there an attached garage?	☒ Yes	☐ No	
Is there smoking in the building?	☐ Yes	☒ No	
Is there new carpet or furniture?	☐ Yes	☒ No	Describe:
Have clothes or drapes been recently dry cleaned?	☐ Yes	☒ No	Describe:
Has painting or staining been done with the last six months?	☐ Yes	☒ No	Describe:
Has the building been recently remodeled?	☐ Yes	☒ No	Describe:
Has the building ever had a fire?	☐ Yes	☒ No	
Is there a hobby or craft area in the building?	☐ Yes	☒ No	Describe:
Is gun cleaner stored in the building?	☐ Yes	☒ No	
Is there a fuel oil tank on the property?	☐ Yes	☒ No	
Is there a septic tank on the property?	☐ Yes	☒ No	
Has the building been fumigated or sprayed for pests recently?	☐ Yes	☒ No	Describe:
Do any building occupants use solvents at work?	☐ Yes	☒ No	Describe:

* Developed based on guidelines set forth in the Guidance for the Evaluation and Mitigation of Subsurface Vapor Intrusion to Indoor Air (DTSC, 2011).

Bldg ID: 13,30.

Sampling Locations

Draw the general floor plan of the building and denote locations of sample collection. Indicate locations of doors, windows, indoor air contaminant sources and field instrument readings.

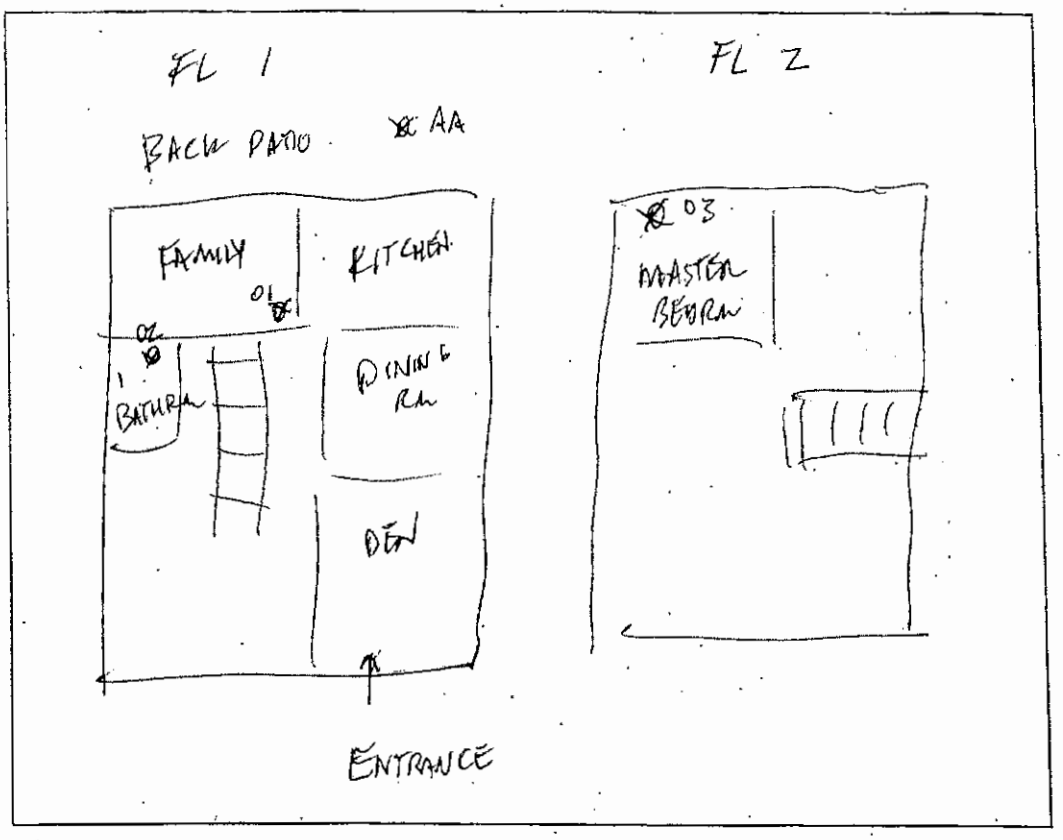

Primary Type of Energy Used (Check appropriate boxes)

☒ Natural Gas ☐ Fuel Oil ☐ Propane ☐ Electricity ☐ Wood ☐ Kerosene

Meteorological Conditions

Describe the general weather conditions during the indoor air sampling event.

CLEAR, CALM, DRY

General Comments

Provide any other information that may be of importance in understanding the indoor air quality of this building.

* Developed based on guidelines set forth in the Guidance for the Evaluation and Mitigation of Subsurface Vapor Intrusion to Indoor Air (DTSC, 2011).

BULDING SURVEY FORM*

Bldg No.: 13.33

Occupant of Building [redacted]

Address

City

Field Investigator Ellen Smith, Mobin M. Date 10202022

Field Instrument Reading	Photo No.	Measurement Location (Ambient Air, Foundation Opening, or Consumer Product)	If Consumer Product, Potential Volatile Ingredients
104	1	13.33-01-102122 FAMILY RM FL1	NA
117	2	13.33-02-102122 BATHROOM FL1	NA
125	3	13.33-03-102122 MASTER BEDRM FL2	NA
90	4	13.33-04-102122 KIDS BEDRM FL2	NA
36	5	13.33-AA-102122 BACK PATIO FL1	NA

Comments:

*Developed based on guidelines set forth in the Guidance for the Evaluation and Mitigation of Subsurface Vapor Intrusion to Indoor Air (DTSC, 2011).

Note- Use PID as a screening tool to identify indoor air sources of VOCs in the rooms being sampled in addition to measuring background VOCs in the ambient air near a sampling canister. Avoid any room with potential significant indoor air sources that cannot be sealed or removed.

wsp

SOIL GAS SAMPLING RECORD

Soil Gas Sampling Point ID:	13,33-SS-102122	**Project / Task No:**	8622397108.01.1E
Project Name:	FORD NEWPORT BCH	Date:	10/2/2022
Project Location:	[redacted]		
Sampled By:	ES, MORGN		

Soil Vapor Probe Information:

Probe Type (circle one):	Installation Date:	Installation Time:	Probe Depth ("N/A" for sub-slab, or feet bgs):
Vapor Pin ~~Soil Gas~~ Probe	5-5-2021	0850	NA

Shut-in Test:

Time at Start:	Vacuum at Start (in Hg):	Time at End:	Vacuum at End (in Hg):
1320	-15	1321	-15

Purging:

Calculated Three Purge Volumes (mL/cc):	75.24	Purging Tool (e.g., syringe, pump, Summa canister):	SYRINGE
Start Time ("N/A" for syringe):	NA	Stop Time ("N/A" for syringe):	NA
Purge Rate (for syringe, note time to pull 50 cc):	15 SEC	Vacuum in Line During Purging (in Hg):	0
Purging Notes:	—		

Helium Measurements:

Conc. in Shroud During Purging/ Sampling (%):	Concentration in Line/Bag During Purging (%):	Measurement Method (circle one):	Comments:
23 %	0	In-line meter Tedlar bag	—

Summa Canister and Sampling:

SUMMA Canister ID (include duplicate ID):	LC 1164	Flow Controller ID (include duplicate ID):	SGM 190
Flow Controller Setting (mL/min):	200	Vacuum During Sampling (in Hg):	0
Time at Start of Sampling:	Canister Vacuum at Start of Sampling (in Hg):	Time at End of Sampling:	Canister Vacuum at End of Sampling (in Hg):
1326	-30	1333	-4

wsp

AIR SAMPLING LOG

Project Name: Former Ford Aeronutronics Facility
Project Number: 8622397108.01.1E
Start Date: 11-17-2022
Building IDs: 13.128

FIRST DAY OF SAMPLING

Sampler Name:	Ellen S. / CHANDAN	**Weather:**	CLEAR, CALM, DRY
Temperature:	70°	**Barometric Pressure:**	—
Notes:	—		

SECOND DAY OF SAMPLING

Sampler Name:	Ellen S. / CHANDAN S.	**Weather:**	CLEAR, CALM, DRY
Temperature:	66°	**Barometric Pressure:**	—
Notes:	—		

PID	Shut-in Test	Sample ID	Sample Type	Sample Collection Point	Summa Canister ID	Flow Controller ID	Sampling Start			Sampling End			Comments (dup or rep)
							Start Canister Vacuum	Start Time	Start Date	End Canister Vacuum	End Time	End Date	
16	✓	13.128-01-111822-M	I	FAMILY RM FL 1	D 812	FC 300	-30	0930	11/17/2022	-5	0931	11/18/2022	NA
9	✓	13.128-02-111822-M	I	GUEST BATH FL 1	D 460	FC 42	-30	0931	↓	-8	0932	↓	↓
12	✓	13.128-03-111822-M	I	MASTER BED FL 2	D 886	FC 431	-30	0932	↓	-6	0933	↓	↓
10	✓	13.128-04-111822-M	I	GUEST BED FL 2	D 933	FC 375	-30	0933	↓	0	0934	↓	↓
0	✓	13.128-AA-111822	A	FRONT ENTRANCE FL 1	D 628	FC 30	-30	0935	↓	-2	0930	↓	↓

Bldg ID. 13,128

BUILDING SURVEY FORM*

Preparer's Name: Ellen Smith
Date/Time Prepared: 11-17-02/0950
Affiliation: WSP
Phone Number: [redacted]

Occupant Information

Occupant Name: [redacted]
Interviewed: ☒ Yes ☐ No
Mailing Address: [redacted]
City: [redacted]
State: [redacted]
Zip Code:
Phone: [redacted]
Email:

Owner/Landlord Information (Check if same as occupant ☒)

Occupant Name:
Interviewed: ☐ Yes ☐ No
Mailing Address:
City:
State:
Zip Code:
Phone:
Email:

Building Type (Check appropriate boxes)

☒ Residential ☐ Residential Duplex ☐ Apartment Building ☐ Mobile Home ☐ Commercial (office)
☐ Commercial (warehouse) ☐ Industrial ☐ Strip Mall ☐ Split Level ☐ Church ☐ School

Building Characteristics

Approximate Building Age (years): ~20
Number of Stories: 2
Approximate Building Area (square feet): ~3500
Number of Elevators: 0

Foundation Type (Check appropriate boxes)

☒ Slab-on-Grade ☐ Crawl Space ☐ Basement

Basement Characteristics (Check appropriate boxes) NA

☐ Dirt Floor ☐ Sealed ☐ Wet Surfaces ☐ Sump Pump ☐ Concrete Cracks ☐ Floor Drains

Factors Influencing Indoor Air Quality

Is there an attached garage?	☒ Yes	☐ No	
Is there smoking in the building?	☐ Yes	☒ No	
Is there new carpet or furniture?	☐ Yes	☒ No	Describe:
Have clothes or drapes been recently dry cleaned?	☐ Yes	☒ No	Describe:
Has painting or staining been done with the last six months?	☐ Yes	☒ No	Describe:
Has the building been recently remodeled?	☐ Yes	☒ No	Describe:
Has the building ever had a fire?	☐ Yes	☒ No	
Is there a hobby or craft area in the building?	☐ Yes	☒ No	Describe:
Is gun cleaner stored in the building?	☐ Yes	☒ No	
Is there a fuel oil tank on the property?	☐ Yes	☒ No	
Is there a septic tank on the property?	☐ Yes	☒ No	
Has the building been fumigated or sprayed for pests recently?	☐ Yes	☒ No	Describe:
Do any building occupants use solvents at work?	☐ Yes	☒ No	Describe:

* Developed based on guidelines set forth in the Guidance for the Evaluation and Mitigation of Subsurface Vapor Intrusion to Indoor Air (DTSC, 2011).

Bldg ID: 13.128

Sampling Locations

Draw the general floor plan of the building and denote locations of sample collection. Indicate locations of doors, windows, indoor air contaminant sources and field instrument readings.

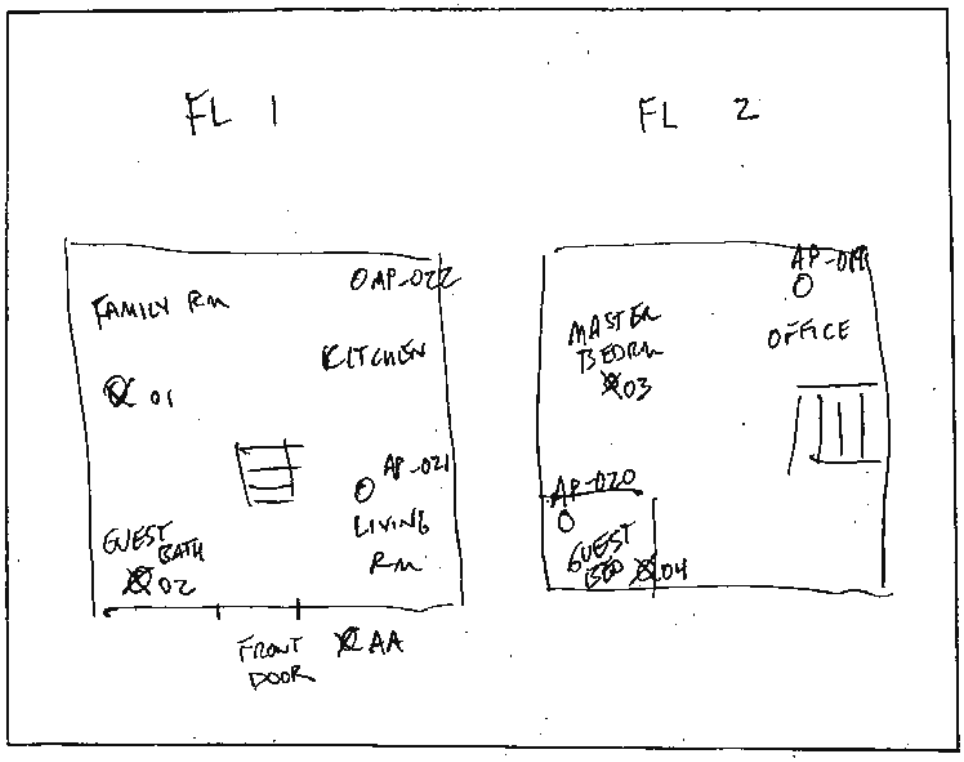

Primary Type of Energy Used (Check appropriate boxes)

☒ Natural Gas ☐ Fuel Oil ☐ Propane ☒ Electricity ☐ Wood ☐ Kerosene

Meteorological Conditions

Describe the general weather conditions during the indoor air sampling event.

CLEAR, CALM, DRY

General Comments

Provide any other information that may be of importance in understanding the indoor air quality of this building.

* Developed based on guidelines set forth in the Guidance for the Evaluation and Mitigation of Subsurface Vapor Intrusion to Indoor Air (DTSC, 2011).

BULDING SURVEY FORM*

Bldg No.: 13.128

Occupant of Building [redacted]

Address [redacted]

City [redacted]

Field Investigator Ellen Smith / CHANDAN Date 11-17-2022

Field Instrument Reading	Photo No.	Measurement Location (Ambient Air, Foundation Opening, or Consumer Product)	If Consumer Product, Potential Volatile Ingredients
16	1	13.128-01-111822-M FAMILY RM FL1	NA
9	2	13.128-02-111822-M GUEST BATH FL1	SOAP
12	3	13.128-03-111822-M MASTER BED FL 2	NA
10	4	13.128-04-111822-M GUEST BED FL 2	NA
0	5	13.128-AA-111822 FRONT ENTRANCE FL1	NA

Comments:

*Developed based on guidelines set forth in the Guidance for the Evaluation and Mitigation of Subsurface Vapor Intrusion to Indoor Air (DTSC, 2011).

Note- Use PID as a screening tool to identify indoor air sources of VOCs in the rooms being sampled in addition to measuring background VOCs in the ambient air near a sampling canister. Avoid any room with potential significant indoor air sources that cannot be sealed or removed.

wsp

SOIL GAS SAMPLING RECORD

Soil Gas Sampling Point ID:	13,128-PSG-W-~~[illegible]~~-120122 CS	**Project / Task No:**	8622397108.01.1E
Project Name:	FORO NEWPORT BCH	Date:	12012022
Project Location:	[redacted]		
Sampled By:	Ellen Smith, MOBIN M.		

Soil Vapor Probe Information:

Probe Type (circle one):	Installation Date:	Installation Time:	Probe Depth ("N/A" for sub-slab, or feet bgs):
Vapor Pin Soil Gas Probe	NA	NA	5'

Shut-In Test:

Time at Start:	Vacuum at Start (in Hg):	Time at End:	Vacuum at End (in Hg):
1545	22	1548	22

Purging:

Calculated Three Purge Volumes (mL/cc):	6207	Purging Tool (e.g., syringe, pump, Summa canister):	PUMP
Start Time ("N/A" for syringe):	1550	Stop Time ("N/A" for syringe):	1620
Purge Rate (for syringe, note time to pull 50 cc):	200 mL/min.	Vacuum in Line During Purging (in Hg):	0
Purging Notes:	—		

Helium Measurements:

Conc. in Shroud During Purging/ Sampling (%):	Concentration in Line/Bag During Purging (%):	Measurement Method (circle one):	Comments:
25	0	In-line meter Tedlar bag	—

Summa Canister and Sampling:

SUMMA Canister ID (include duplicate ID):	LC 084	Flow Controller ID (include duplicate ID):	SGM 003
Flow Controller Setting (mL/min):	200 mL/min	Vacuum During Sampling (in Hg):	0
Time at Start of Sampling:	Canister Vacuum at Start of Sampling (in Hg):	Time at End of Sampling:	Canister Vacuum at End of Sampling (in Hg):
1621	-30	1627	-5

wsp

SOIL GAS SAMPLING RECORD

Soil Gas Sampling Point ID:	13.128-PSG-5-120122	**Project / Task No:**	8622397108.01.1E
Project Name:	FORD NEWPORT BCH	Date:	12012022
Project Location:	[redacted]		
Sampled By:	Ellen Smith, Mohan M.		

Soil Vapor Probe Information:

Probe Type (circle one):	Installation Date:	Installation Time:	Probe Depth ("N/A" for sub-slab, or feet bgs):
Vapor Pin (Soil Gas Probe)	NA	NA	5

Shut-in Test:

Time at Start:	Vacuum at Start (in Hg):	Time at End:	Vacuum at End (in Hg):
1424	23	1427	23

Purging:

Calculated Three Purge Volumes (mL/cc):	6207	Purging Tool (e.g., syringe, pump, Summa canister):	PUMP
Start Time ("N/A" for syringe):	1430	Stop Time ("N/A" for syringe):	1501
Purge Rate (for syringe, note time to pull 50 cc):	200 mL/MIN	Vacuum in Line During Purging (in Hg):	0
Purging Notes:	—		

Helium Measurements:

Conc. in Shroud During Purging/ Sampling (%):	Concentration in Line/Bag During Purging (%):	Measurement Method (circle one):	Comments: —
25	0	(in-line meter) Tedlar bag	—

Summa Canister and Sampling:

SUMMA Canister ID (include duplicate ID):	LC 779	Flow Controller ID (include duplicate ID):	SGM 130
Flow Controller Setting (mL/min):	200 mL/MIN.	Vacuum During Sampling (in Hg):	0
Time at Start of Sampling:	Canister Vacuum at Start of Sampling (in Hg):	Time at End of Sampling:	Canister Vacuum at End of Sampling (in Hg):
1502	-30	1507	-5

wsp

SOIL GAS SAMPLING RECORD

Soil Gas Sampling Point ID:	13128-PSG-N-120122	**Project / Task No:**	8622397108.01.1E
Project Name:	FORD NEWPORT BCH	Date:	12012022
Project Location:	[redacted]		
Sampled By:	Ellen S. / MORIN M.		

Soil Vapor Probe Information:

Probe Type (circle one):	Installation Date:	Installation Time:	Probe Depth ("N/A" for sub-slab, or feet bgs):
Vapor Pin Soil Gas Probe	NA	NA	5'

Shut-in Test:

Time at Start:	Vacuum at Start (in Hg):	Time at End:	Vacuum at End (in Hg):
1644	22	1646	22

Purging:

Calculated Three Purge Volumes (mL/cc):	6207	Purging Tool (e.g., syringe, pump, Summa canister):	PUMP
Start Time ("N/A" for syringe):	1647	Stop Time ("N/A" for syringe):	1717
Purge Rate (for syringe, note time to pull 50 cc):	200 mL/min	Vacuum in Line During Purging (in Hg):	~~NA~~ 5 ES.
Purging Notes:	WATER DROPLETS IN LINE AT BEGINNING OF PURGE BUT NO WATER FLOWING THROUGH LINE SO LOOKS OK TO PURGE		

Helium Measurements:

Conc. in Shroud During Purging/ Sampling (%):	Concentration in Line/Bag During Purging (%):	Measurement Method (circle one):	Comments:
NA	NA	In-line meter Tedlar bag	—

Summa Canister and Sampling:

SUMMA Canister ID (include duplicate ID):	—	Flow Controller ID (include duplicate ID):	—
Flow Controller Setting (mL/min):	—	Vacuum During Sampling (in Hg):	—
Time at Start of Sampling:	Canister Vacuum at Start of Sampling (in Hg):	Time at End of Sampling:	Canister Vacuum at End of Sampling (in Hg):
1719	-30	NA	-28

CAN STOPPED SAMPLING AT -28 VACUUM - SAMPLE NOT COLLECTED.

wsp

AIR SAMPLING LOG

Project Name: Former Ford Aeronutronics Facility **Project Number:** 8622397108.01.1E

Start Date: 10202022 **Building IDs:** 13.148

FIRST DAY OF SAMPLING

Sampler Name:	Ellen Smith, MORIN MAHMOUD	**Weather:**	CLEAR
Temperature:	75°F	**Barometric Pressure:**	—
Notes:	—		

SECOND DAY OF SAMPLING

Sampler Name:	Ellen Smith,	**Weather:**	CLEAR
Temperature:	70°	**Barometric Pressure:**	—
Notes:	—		

Shut-in Test	Sample ID	Sample Type	Sample Collection Point	Summa Canister ID	Flow Controller ID	Sampling Start			Sampling End			Comments (dup or rep)
						Start Canister Vacuum	Start Time	Start Date	End Canister Vacuum	End Time	End Date	
✓	13.148-01-102122	I	LIVING RM 1ST FL	D 208	FC 139	-30	0932	10202022	-3	0926	10212022	NA
✓	13.148-02-102122	I	BATHRM 1ST FL	D 899	FC ~~35~~ 110	↓	0934	↓	-5	0926	↓	↓
✓	13.148-03-102122	I	BEDRM 2ND FL	D 126	FC ~~126~~ 373	↓	0936	↓	-3	0927	↓	↓
✓	13.148-04-102122	I	BATHRM 2ND FL	D 908	FC 413	↓	0938	↓	-7	0928	↓	↓
✓	13.148-AA-102122	AA	PATIO 1ST FL	D 183	FC 54	↓	0941	↓	-4	0936	↓	↓

Bldg ID: 13.148

BUILDING SURVEY FORM*

Preparer's Name: Ellen Smith
Affiliation: WSP
Date/Time Prepared: 10/20/2022/0930
Phone Number: [redacted]

Occupant Information

RESIDENT NOT HOME - ACCESS WAS PROVIDED BY CLEANING PERSONNEL

Occupant Name: [redacted] Interviewed: ☐ Yes ☒ No
Mailing Address: [redacted]
City: [redacted] State: CA Zip Code:
Phone: [redacted] Email:

Owner/Landlord Information (Check if same as occupant ☒)

Occupant Name: Interviewed: ☐ Yes ☐ No
Mailing Address:
City: State: Zip Code:
Phone: Email:

Building Type (Check appropriate boxes)

☒ Residential ☐ Residential Duplex ☐ Apartment Building ☐ Mobile Home ☐ Commercial (office)
☐ Commercial (warehouse) ☐ Industrial ☐ Strip Mall ☐ Split Level ☐ Church ☐ School

Building Characteristics

Approximate Building Age (years): 1999 Number of Stories: 2
Approximate Building Area (square feet): 3100 Number of Elevators: 0

Foundation Type (Check appropriate boxes)

☒ Slab-on-Grade ☐ Crawl Space ☐ Basement

Basement Characteristics (Check appropriate boxes) NA

☐ Dirt Floor ☐ Sealed ☐ Wet Surfaces ☐ Sump Pump ☐ Concrete Cracks ☐ Floor Drains

Factors Influencing Indoor Air Quality

BASED ON OBSERVATIONS DURING SET UP AND PREVIOUS BSF

Is there an attached garage?	☒ Yes	☐ No	
Is there smoking in the building?	☐ Yes	☒ No	
Is there new carpet or furniture?	☐ Yes	☒ No	Describe:
Have clothes or drapes been recently dry cleaned?	☐ Yes	☒ No	Describe:
Has painting or staining been done with the last six months?	☐ Yes	☒ No	Describe:
Has the building been recently remodeled?	☐ Yes	☒ No	Describe:
Has the building ever had a fire?	☐ Yes	☒ No	
Is there a hobby or craft area in the building?	☐ Yes	☒ No	Describe:
Is gun cleaner stored in the building?	☐ Yes	☒ No	
Is there a fuel oil tank on the property?	☐ Yes	☒ No	
Is there a septic tank on the property?	☐ Yes	☒ No	
Has the building been fumigated or sprayed for pests recently?	☐ Yes	☒ No	Describe:
Do any building occupants use solvents at work?	☐ Yes	☒ No	Describe:

* Developed based on guidelines set forth in the Guidance for the Evaluation and Mitigation of Subsurface Vapor Intrusion to Indoor Air (DTSC, 2011).

Bldg ID: 13, 148

Sampling Locations

Draw the general floor plan of the building and denote locations of sample collection. Indicate locations of doors, windows, indoor air contaminant sources and field instrument readings.

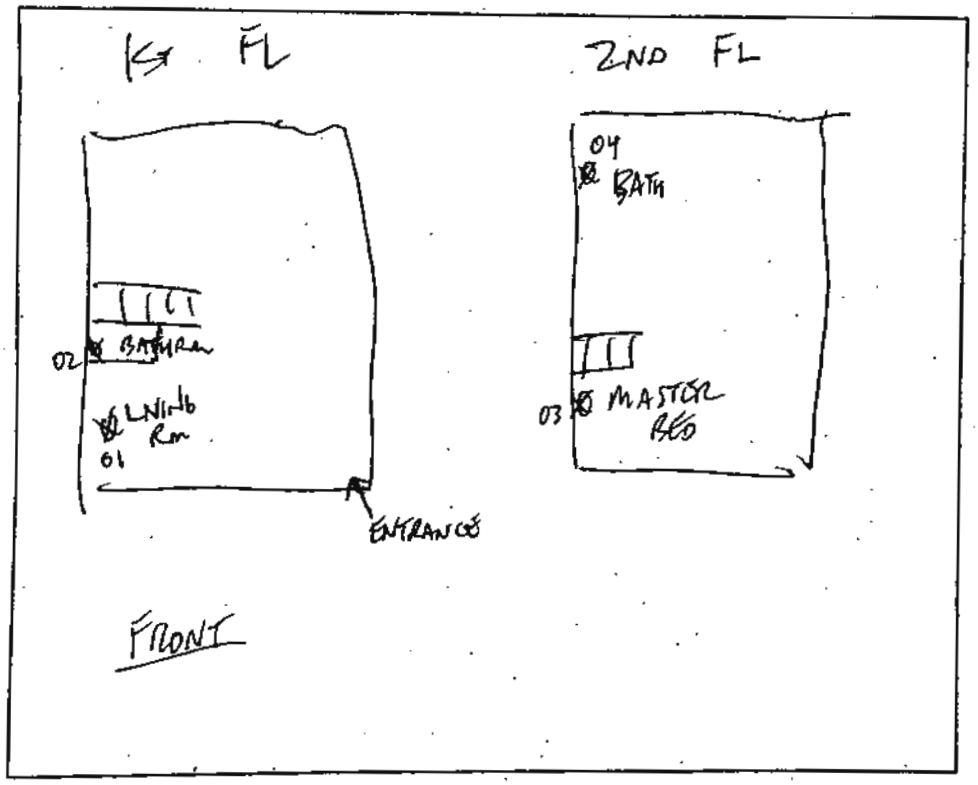

Primary Type of Energy Used (Check appropriate boxes)

☒ Natural Gas ☐ Fuel Oil ☐ Propane ☒ Electricity ☐ Wood ☐ Kerosene

Meteorological Conditions

Describe the general weather conditions during the indoor air sampling event.
CLEAR, DRY

General Comments

Provide any other information that may be of importance in understanding the indoor air quality of this building.
CLEANING WAS BEING DONE AT TIME OF CAN SET UP.

* Developed based on guidelines set forth in the Guidance for the Evaluation and Mitigation of Subsurface Vapor Intrusion to Indoor Air (DTSC, 2011).

BULDING SURVEY FORM*

Bldg No.: 13.148

Occupant of Building [redacted]

Address

City

Field Investigator Ellen Smith, Mann M. Date 10202022

Field Instrument Reading	Photo No.	Measurement Location (Ambient Air, Foundation Opening, or Consumer Product)	If Consumer Product, Potential Volatile Ingredients
388	1	13.148 - 01 - 102122 LIVING RM FL 1	CLEANING PRODUCTS
375	2	13.148 - 02 - 102122 BATHRM FL 1	SOAP
369	3	13.148 - 03 - 102122 BEDRM FL 2	NA
391	4	13.148 - 04 - 102122 BATHRM FL 2	SOAP, HAIR PRODUCTS
80	5	13.148 - AA - 102122 PATIO FL 1	NA

Comments:

STRONG ODOR - LIKELY FROM CLEANING PRODUCTS

*Developed based on guidelines set forth in the Guidance for the Evaluation and Mitigation of Subsurface Vapor Intrusion to Indoor Air (DTSC, 2011).

Note- Use PID as a screening tool to identify indoor air sources of VOCs in the rooms being sampled in addition to measuring background VOCs in the ambient air near a sampling canister. Avoid any room with potential significant indoor air sources that cannot be sealed or removed.

wsp

SOIL GAS SAMPLING RECORD

Soil Gas Sampling Point ID:	13,148-SS-102122	**Project / Task No:**	8622397108.01.1E
Project Name:	[redacted]	Date:	10/21/2022
Project Location:	[redacted]		
Sampled By:	ES, MOBIN M.		

Soil Vapor Probe Information:

Probe Type (circle one):	Installation Date:	Installation Time:	Probe Depth ("N/A" for sub-slab, or feet bgs):
Vapor Pin Soil Gas Probe	3-16-22	1015	NA

Shut-in Test:

Time at Start:	Vacuum at Start (in Hg):	Time at End:	Vacuum at End (in Hg):
~~0945~~ ES 1004	ES ~~19~~ 24	~~0946~~ ES 1005	ES ~~19~~ 24

Purging:

Calculated Three Purge Volumes (mL/cc):	90.24	Purging Tool (e.g., syringe, pump, Summa canister):	SYRINGE
Start Time ("N/A" for syringe):	NA	Stop Time ("N/A" for syringe):	NA
Purge Rate (for syringe, note time to pull 50 cc):	15 SEC	Vacuum in Line During Purging (in Hg):	0
Purging Notes:	—		

Helium Measurements:

Conc. in Shroud During Purging/ Sampling (%):	Concentration in Line/Bag During Purging (%):	Measurement Method (circle one):	Comments:
26.8	0	In-line meter Tedlar bag	—

Summa Canister and Sampling:

SUMMA Canister ID (include duplicate ID):	LC 476	Flow Controller ID (include duplicate ID):	SGM 014
Flow Controller Setting (mL/min):	200	Vacuum During Sampling (in Hg):	0
Time at Start of Sampling:	Canister Vacuum at Start of Sampling (in Hg):	Time at End of Sampling:	Canister Vacuum at End of Sampling (in Hg):
1007	-30	1013	-4

AIR SAMPLING LOG

Project Name: Former Ford Aeronutronics Facility **Project Number:** 8622397108.01-1E

Start Date: 12/15/22 **Building IDs:** 13.151

FIRST DAY OF SAMPLING

Sampler Name:	Maria Valdovinos Lou Tran	**Weather:**	61° sunny
Temperature:	61°	**Barometric Pressure:**	30.20 in
Notes:	N/A		

SECOND DAY OF SAMPLING

Sampler Name:	Maria Valdovinos Lou Tran	**Weather:**	67° sunny
Temperature:	67°	**Barometric Pressure:**	29.5 in
Notes:	N/A		

Shut-in	Sample ID	Sample Type	Building ID	Summa Canister ID	Flow Controller ID	Sampling Start			Sampling End			
						Start Canister Vacuum	Start Time	Start Date	End Canister Vacuum	End Time	End Date	
✓	13.151-01-121622	1	Living Room 1st FL	D919	FC252	-30	0942	121522	-5	0939	121622	
~~DUP~~ ✓	13.151-11-121622	1	Living Room 1st FL	D484	FC416		0942	121522	-21	0939	121622	Dup.
✓	13.151-02-121622	1	Bathroom 1st FL	D715	FC110		0943	121522	-4	0940	121622	
✓	13.151-03-121622	1	Master Bed 2nd FL	D865	FC125		0949	121522	-24	0942	121622	
✓	13.151-04-121622	1	Bathroom 2nd FL	D728	FC51		0945	121522	-5	0944	121622	
✓	13.151-AA-121622	A	Front Porch 1st FL	D182	FC63		0948	121522	-6	0946	121622	

Bldg ID: 13.151

BUILDING SURVEY FORM*

Preparer's Name: Maria Valdovinos
Affiliation: WSP
Date/Time Prepared: [redacted]
Phone Number: [redacted]

Occupant Information

Occupant Name: [redacted] Interviewed: ☐ Yes ☐ No
Mailing Address: [redacted]
City: [redacted] State: _____ Zip Code: _____
Phone: [redacted] Email: _____

Owner/Landlord Information (Check if same as occupant ☒)

Occupant Name: _____ Interviewed: ☐ Yes ☐ No
Mailing Address: _____
City: _____ State: _____ Zip Code: _____
Phone: _____ Email: _____

Building Type (Check appropriate boxes)

☐ Residential ☐ Residential Duplex ☐ Apartment Building ☐ Mobile Home ☐ Commercial (office)
☐ Commercial (warehouse) ☐ Industrial ☐ Strip Mall ☐ Split Level ☐ Church ☐ School

Building Characteristics

Approximate Building Age (years): ~20 Number of Stories: 2
Approximate Building Area (square feet): ~3150 Number of Elevators: 0

Foundation Type (Check appropriate boxes)

☒ Slab-on-Grade ☐ Crawl Space ☐ Basement

Basement Characteristics (Check appropriate boxes) NA

☐ Dirt Floor ☐ Sealed ☐ Wet Surfaces ☐ Sump Pump ☐ Concrete Cracks ☐ Floor Drains

Factors Influencing Indoor Air Quality

Is there an attached garage?	☒ Yes	☐ No	
Is there smoking in the building?	☐ Yes	☒ No	
Is there new carpet or furniture?	☒ Yes	☐ No	Describe: September
Have clothes or drapes been recently dry cleaned?	☒ Yes	☐ No	Describe: few 2-5 years
Has painting or staining been done with the last six months?	☒ Yes	☐ No	Describe: Sep
Has the building been recently remodeled?	☐ Yes	☒ No	Describe:
Has the building ever had a fire?	☐ Yes	☒ No	
Is there a hobby or craft area in the building?	☐ Yes	☒ No	Describe:
Is gun cleaner stored in the building?	☐ Yes	☒ No	
Is there a fuel oil tank on the property?	☐ Yes	☒ No	
Is there a septic tank on the property?	☐ Yes	☒ No	
Has the building been fumigated or sprayed for pests recently?	☐ Yes	☒ No	Describe:
Do any building occupants use solvents at work?	☐ Yes	☒ No	Describe:

* Developed based on guidelines set forth in the Guidance for the Evaluation and Mitigation of Subsurface Vapor Intrusion to Indoor Air (DTSC, 2011).

Bldg ID: 13.151

Sampling Locations

Draw the general floor plan of the building and denote locations of sample collection. Indicate locations of doors, windows, indoor air contaminant sources and field instrument readings.

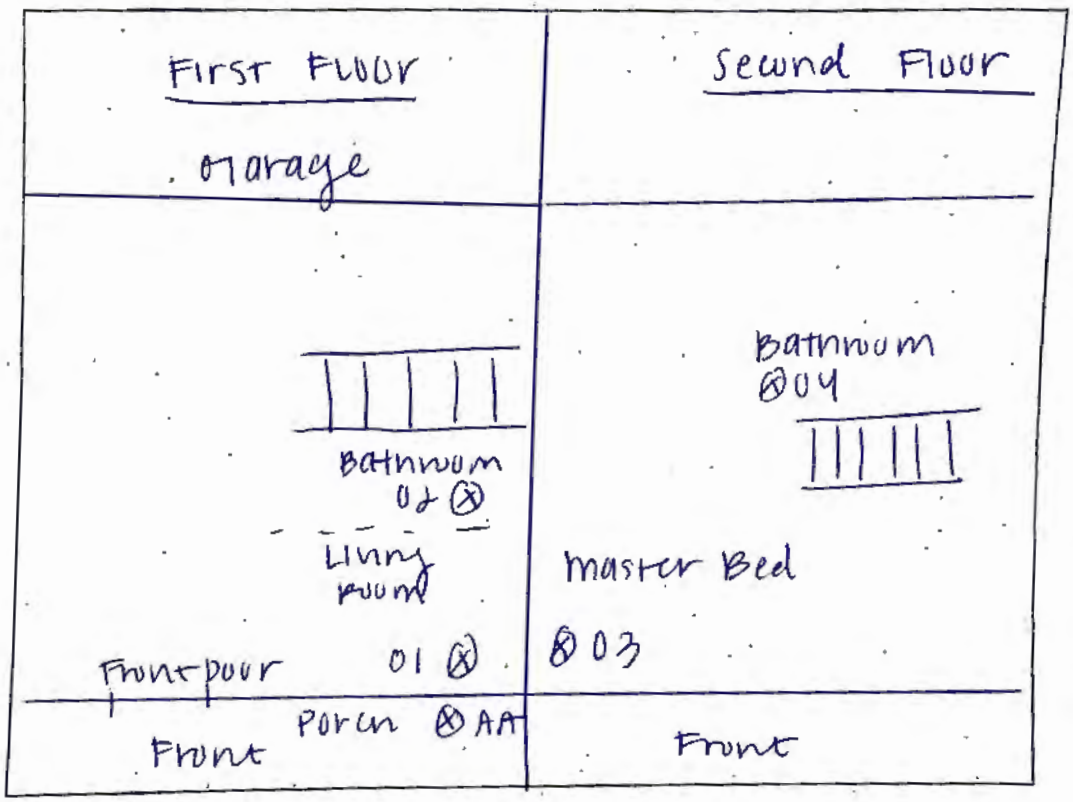

Primary Type of Energy Used (Check appropriate boxes)

☒ Natural Gas ☐ Fuel Oil ☐ Propane ☐ Electricity ☐ Wood ☐ Kerosene

Meteorological Conditions

Describe the general weather conditions during the indoor air sampling event.

sunny

General Comments

Provide any other information that may be of importance in understanding the indoor air quality of this building.

~~N/A~~ Homeowner adviced use of a air purifying system they installed 5 months ago and has been running since. It is connected to their A/C sytem as well.

* Developed based on guidelines set forth in the Guidance for the Evaluation and Mitigation of Subsurface Vapor Intrusion to Indoor Air (DTSC, 2011).

BULDING SURVEY FORM*

Bldg No.: 13.151

Occupant of Building [redacted]

Field Investigator Maria Valdounos / Lou Tran Date 12/15/22

Field Instrument Reading	Photo No.	Measurement Location (Ambient Air, Foundation Opening, or Consumer Product)	If Consumer Product, Potential Volatile Ingredients
0	1	13.151-01-121622 Living Room 1st FL 13.151-11-121622 Living Room 1st FL (DUP)	None
0	2	13.151-02-121622 Bathroom 1st FL	
22	3	13.151-03-121622 Master Bed 2nd FL	
42	4	13.151-04-121622 Bathroom 2nd FL	
0	5	13.151-AA-121622 Front Porch 1st FL	

Comments:

*Developed based on guidelines set forth in the Guidance for the Evaluation and Mitigation of Subsurface Vapor Intrusion to Indoor Air (DTSC, 2011).

Note- Use PID as a screening tool to identify indoor air sources of VOCs in the rooms being sampled in addition to measuring background VOCs in the ambient air near a sampling canister. Avoid any room with potential significant indoor air sources that cannot be sealed or removed.

wsp

SOIL GAS SAMPLING RECORD

Soil Gas Sampling Point ID:	13 151 - SS - 121022	**Project / Task No:**	8622397108.01.1E
Project Name:	Former Ford Aeronutronic Facility	Date:	121022
Project Location:	13 151 [redacted]		
Sampled By:	Maria Valdovinos / Lou Tran		

Soil Vapor Probe Information:

Probe Type (circle one):	Installation Date:	Installation Time:	Probe Depth ("N/A" for sub-slab, or feet bgs):
Vapor Pin Soil Gas Probe	01/09/2019	0850	

Shut-in Test:

Time at Start:	Vacuum at Start (in Hg):	Time at End:	Vacuum at End (in Hg):
1003	-17	1007	-17

Purging:

Calculated Three Purge Volumes (mL/cc):	111.9	Purging Tool (e.g., syringe, pump, Summa canister):	syringe
Start Time ("N/A" for syringe):	NA	Stop Time ("N/A" for syringe):	NA
Purge Rate (for syringe, note time to pull 50 cc):	15sec/500c	Vacuum in Line During Purging (in Hg):	0
Purging Notes:			

Helium Measurements:

Conc. in Shroud During Purging/ Sampling (%):	Concentration in Line/Bag During Purging (%):	Measurement Method (circle one):	Comments:
20 %	0 %	In-line meter Tedlar bag	none

Summa Canister and Sampling:

SUMMA Canister ID (include duplicate ID):	10367	Flow Controller ID (include duplicate ID):	SGM144
Flow Controller Setting (mL/min):	~200	Vacuum During Sampling (in Hg):	0
Time at Start of Sampling:	Canister Vacuum at Start of Sampling (in Hg):	Time at End of Sampling:	Canister Vacuum at End of Sampling (in Hg):
1009	-30	1014	-4

AIR SAMPLING LOG

Project Name: Former Ford Aeronutronics Facility
Project Number: 8622397108.01.1E
Start Date: 11/3/2022
Building IDs: 13.159

FIRST DAY OF SAMPLING

Sampler Name:	Casey P & Chrissie N.	**Weather:**	Sunny
Temperature:	57°F	**Barometric Pressure:**	30.05
Notes:	none		

SECOND DAY OF SAMPLING

Sampler Name:	Casey P. + Chrissie N.	**Weather:**	mostly sunny
Temperature:	50° F	**Barometric Pressure:**	30.25 inHg
Notes:	none		

Shut-in Test	Sample ID	Sample Type	Sample Collection Point	Summa Canister ID	Flow Controller ID	Sampling Start			Sampling End			Comments (dup or rep)
						Start Canister Vacuum	Start Time	Start Date	End Canister Vacuum	End Time	End Date	
✓	13.159-01-110422	IA	Living Rm f11	SIM093	FC340	-30	0813	11/3/22	-4	11/4/22	0805	
✓	13.159-02-110422	IA	Bathrm f11	D633	FC228	-30	0814	11/3/22	-15	11/4/22	0806	
✓	13.159-03-110422	IA	master bed f12	D184	FC343	-30	0817	11/3/22	-8	11/4/22	0807	
✓	13.159-04-110422	IA	Bathroom f12	D473	FC455	-30	0816	11/3/22	-3	11/4/22	0806	
✓	13.159-AA-110422	AA	Back Patio A1	SIM091	FC363	-30	0821	11/3/22	-6	11/4/22	0810	

CP

Bldg ID: 13,159

BUILDING SURVEY FORM*

Preparer's Name: Chrissie Nims Date/Time Prepared: 11/3 0800
Affiliation: WSP Phone Number: [redacted]

Occupant Information

Occupant Name: [redacted] Interviewed: ☐ Yes ☐ No
Mailing Address: [redacted]
City: [redacted] State: CA Zip Code: —
Phone: [redacted] Email: —

Owner/Landlord Information (Check if same as occupant ☐)

Occupant Name: _____ Interviewed: ☐ Yes ☐ No
Mailing Address: _____
City: _____ State: _____ Zip Code: _____
Phone: _____ Email: _____

Building Type (Check appropriate boxes)

☑ Residential ☐ Residential Duplex ☐ Apartment Building ☐ Mobile Home ☐ Commercial (office)
☐ Commercial (warehouse) ☐ Industrial ☐ Strip Mall ☐ Split Level ☐ Church ☐ School

Building Characteristics

Approximate Building Age (years): ~30 yrs Number of Stories: 2
Approximate Building Area (square feet): ~2600 Number of Elevators: Ø

Foundation Type (Check appropriate boxes)

☒ Slab-on-Grade ☐ Crawl Space ☐ Basement

Basement Characteristics (Check appropriate boxes) N/A

☐ Dirt Floor ☐ Sealed ☐ Wet Surfaces ☐ Sump Pump ☐ Concrete Cracks ☐ Floor Drains

Factors Influencing Indoor Air Quality

Is there an attached garage?	☒ Yes	☐ No	
Is there smoking in the building?	☐ Yes	☒ No	
Is there new carpet or furniture?	☒ Yes	☐ No	Describe: ~~few~~ two months
Have clothes or drapes been recently dry cleaned?	☐ Yes	☒ No	Describe:
Has painting or staining been done with the last six months?	☒ Yes	☐ No	Describe: ongoing
Has the building been recently remodeled?	☒ Yes	☐ No	Describe: entire house
Has the building ever had a fire?	☐ Yes	☒ No	
Is there a hobby or craft area in the building?	☐ Yes	☒ No	Describe:
Is gun cleaner stored in the building?	☐ Yes	☒ No	
Is there a fuel oil tank on the property?	☐ Yes	☒ No	
Is there a septic tank on the property?	☐ Yes	☒ No	
Has the building been fumigated or sprayed for pests recently?	☐ Yes	☒ No	Describe:
Do any building occupants use solvents at work?	☐ Yes	☒ No	Describe:

* Developed based on guidelines set forth in the Guidance for the Evaluation and Mitigation of Subsurface Vapor Intrusion to Indoor Air (DTSC, 2011).

Bldg ID: 13,159

Sampling Locations

Draw the general floor plan of the building and denote locations of sample collection. Indicate locations of doors, windows, indoor air contaminant sources and field instrument readings.

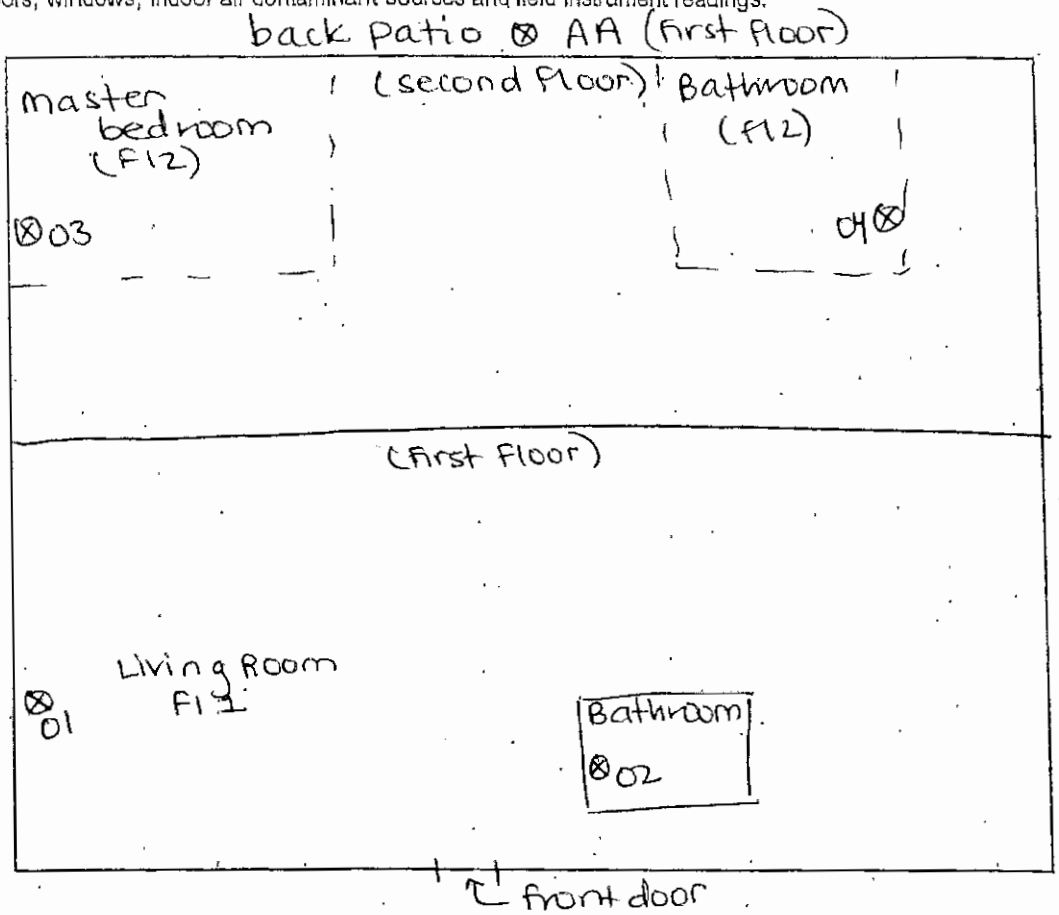

Primary Type of Energy Used (Check appropriate boxes)

☒ Natural Gas ☐ Fuel Oil ☐ Propane ☒ Electricity ☐ Wood ☐ Kerosene

Meteorological Conditions

Describe the general weather conditions during the indoor air sampling event.
sunny, 60°F

General Comments

Provide any other information that may be of importance in understanding the indoor air quality of this building.
none

* Developed based on guidelines set forth in the Guidance for the Evaluation and Mitigation of Subsurface Vapor Intrusion to Indoor Air (DTSC, 2011).

BULDING SURVEY FORM*

Bldg No.: 13.159

Occupant of Building [redacted]

Address [redacted]

City [redacted]

Field Investigator Casey Polon & Chrissie N. Date 11/3/2022

Field Instrument Reading	Photo No.	Measurement Location (Ambient Air, Foundation Opening, or Consumer Product)	If Consumer Product, Potential Volatile Ingredients
69	1	13.159-01-110422 LivingRoom Fl 1	
74	2	13.159-02-110422 Bathroom Fl 1	
150	3	13.159-03-110422 Master-Bedroom Fl2	
129	4	13.159-04-110422 Bathroom Fl2	
29	5	13.159-AA-110422 Back Patio Fl 1	

Comments:

*Developed based on guidelines set forth in the Guidance for the Evaluation and Mitigation of Subsurface Vapor Intrusion to Indoor Air (DTSC, 2011).

Note- Use PID as a screening tool to identify indoor air sources of VOCs in the rooms being sampled in addition to measuring background VOCs in the ambient air near a sampling canister. Avoid any room with potential significant indoor air sources that cannot be sealed or removed.

SOIL GAS SAMPLING RECORD

Soil Gas Sampling Point ID:	13.159-SS-110422	**Project / Task No:**	8622397108.01.1E
Project Name:	Ford Newport Beach	Date:	11/4/2022
Project Location:	Newport Beach		
Sampled By:	C. Nims & C. Polon		

Soil Vapor Probe Information:

Probe Type (circle one):	Installation Date:	Installation Time:	Probe Depth ("N/A" for sub-slab, or feet bgs):
(Vapor Pin) Soil Gas Probe	4/21/21	1230	NA

Shut-in Test:

Time at Start:	Vacuum at Start (in Hg):	Time at End:	Vacuum at End (in Hg):
0826	-10 inHg	0827	-10 in Hg

Purging:

Calculated Three Purge Volumes (mL/cc):	90.24	Purging Tool (e.g., syringe, pump, Summa canister):	syringe
Start Time ("N/A" for syringe):	NA	Stop Time ("N/A" for syringe):	NA
Purge Rate (for syringe, note time to pull 50 cc):	15 s	Vacuum in Line During Purging (in Hg):	0
Purging Notes:	none		

Helium Measurements:

Conc. in Shroud During Purging/ Sampling (%):	Concentration in Line/Bag During Purging (%):	Measurement Method (circle one):	Comments:
25	0	(In-line meter) Tedlar bag	none

Summa Canister and Sampling:

SUMMA Canister ID (include duplicate ID):	LC611	Flow Controller ID (include duplicate ID):	SGM321
Flow Controller Setting (mL/min):	~200 mL/min	Vacuum During Sampling (in Hg):	0
Time at Start of Sampling:	Canister Vacuum at Start of Sampling (in Hg):	Time at End of Sampling:	Canister Vacuum at End of Sampling (in Hg):
0833	-30	0838 ~~0838~~	-7

wsp

AIR SAMPLING LOG

Project Name: Former Ford Aeronutronics Facility **Project Number:** 8622397108.01.1E

Start Date: 12012022 **Building IDs:** 16.030

FIRST DAY OF SAMPLING

Sampler Name:	Ellen Smith, MOBIN M	**Weather:**	PARTLY CLOUDY, DRY, BREEZY
Temperature:	65°	**Barometric Pressure:**	—
Notes:	—		

SECOND DAY OF SAMPLING

Sampler Name:	Ellen Smith, MOBIN M.	**Weather:**	CLOUDY, DAMP
Temperature:	65°	**Barometric Pressure:**	—
Notes:	—		

PID	Shut-in Test	Sample ID	Sample Type	Sample Collection Point	Summa Canister ID	Flow Controller ID	Sampling Start			Sampling End			Comments (dup or rep)
							Start Canister Vacuum	Start Time	Start Date	End Canister Vacuum	End Time	End Date	
223	✓	16.030-01-120222	I	LIVING RM FL 1	SIM 032	FC185	-30	12012022	1230	-5	1233	12022022	NA
712	✓	16.030-02-120222	I	BATHRM FL 2	D 896	FC 109	-30	↓	1234	-7	1234	↓	↓
764	✓	16-030-03-120222	I	MASTER BED FL 2	D635	FC 556	-30	↓	1235	-2 ES	1235	↓	↓
	✓	16.030-04-120222	I	ES				↓				↓	↓
45	✓	16.030-AA-120222	A	PATIO FL1	D 737	FC 217	-30	↓	1237	-6	1236	↓	↓

Bldg ID: 16.030

BUILDING SURVEY FORM*

Preparer's Name: Ellen Smith
Affiliation: WSP
Date/Time Prepared: 12/12/2022/1330
Phone Number: [redacted]

Occupant Information

Occupant Name: [redacted]
Interviewed: ☒ Yes ☐ No
Mailing Address:
City: [redacted]
State: [redacted]
Zip Code: [redacted]
Phone: [redacted]
Email:

Owner/Landlord Information (Check if same as occupant ☒)

Occupant Name:
Interviewed: ☐ Yes ☐ No
Mailing Address:
City:
State:
Zip Code:
Phone:
Email:

Building Type (Check appropriate boxes)

☒ Residential ☐ Residential Duplex ☐ Apartment Building ☐ Mobile Home ☐ Commercial (office)
☐ Commercial (warehouse) ☐ Industrial ☐ Strip Mall ☐ Split Level ☐ Church ☐ School

Building Characteristics

Approximate Building Age (years): 95
Number of Stories: 2
Approximate Building Area (square feet): 15
Number of Elevators: 0

Foundation Type (Check appropriate boxes)

☒ Slab-on-Grade ☐ Crawl Space ☐ Basement

Basement Characteristics (Check appropriate boxes) NA

☐ Dirt Floor ☐ Sealed ☐ Wet Surfaces ☐ Sump Pump ☐ Concrete Cracks ☐ Floor Drains

Factors Influencing Indoor Air Quality

Is there an attached garage?	☐ Yes	☒ No	
Is there smoking in the building?	☐ Yes	☒ No	
Is there new carpet or furniture?	☐ Yes	☒ No	Describe:
Have clothes or drapes been recently dry cleaned?	☐ Yes	☒ No	Describe:
Has painting or staining been done with the last six months?	☐ Yes	☒ No	Describe:
Has the building been recently remodeled?	☐ Yes	☒ No	Describe:
Has the building ever had a fire?	☐ Yes	☒ No	
Is there a hobby or craft area in the building?	☐ Yes	☒ No	Describe:
Is gun cleaner stored in the building?	☐ Yes	☒ No	
Is there a fuel oil tank on the property?	☐ Yes	☒ No	
Is there a septic tank on the property?	☐ Yes	☒ No	
Has the building been fumigated or sprayed for pests recently?	☐ Yes	☒ No	Describe:
Do any building occupants use solvents at work?	☐ Yes	☒ No	Describe:

* Developed based on guidelines set forth in the Guidance for the Evaluation and Mitigation of Subsurface Vapor Intrusion to Indoor Air (DTSC, 2011).

Bldg ID: 16.030

Sampling Locations

Draw the general floor plan of the building and denote locations of sample collection. Indicate locations of doors, windows, indoor air contaminant sources and field instrument readings.

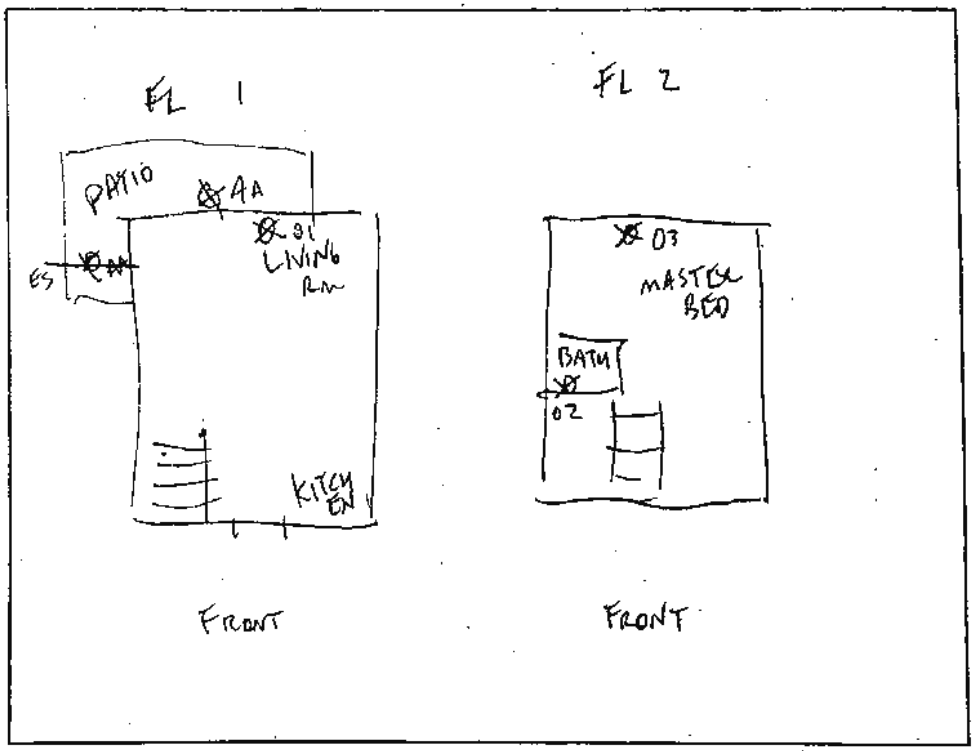

Primary Type of Energy Used (Check appropriate boxes)

☒ Natural Gas ☐ Fuel Oil ☐ Propane ☒ Electricity ☐ Wood ☐ Kerosene

Meteorological Conditions

Describe the general weather conditions during the indoor air sampling event.

PARTLY CLOUDY, BREEZY, MAY RAIN TONIGHT

General Comments

Provide any other information that may be of importance in understanding the indoor air quality of this building.

HOUSE CLEANERS COMING.

* Developed based on guidelines set forth in the Guidance for the Evaluation and Mitigation of Subsurface Vapor Intrusion to Indoor Air (DTSC, 2011).

BULDING SURVEY FORM*

Bldg No.: 16.030

Occupant of Building [redacted]

Address [redacted]

City [redacted]

Field Investigator Ellen Smith, MOBIN M. Date 12012022

Field Instrument Reading	Photo No.	Measurement Location (Ambient Air, Foundation Opening, or Consumer Product)	If Consumer Product, Potential Volatile Ingredients
223	1	16.030-01-120222 LIVING RM FL1	NA
712	2	16.030-02-120222 BATHRM FL 2	SOAP
764	3	16.030-03-120222 MASTER BED FL 2	NA
45	4	16.030-AA-120222 PATIO FL 1	NA

Comments:

HOUSE CLEANERS ARE COMING

*Developed based on guidelines set forth in the Guidance for the Evaluation and Mitigation of Subsurface Vapor Intrusion to Indoor Air (DTSC, 2011).

Note- Use PID as a screening tool to identify indoor air sources of VOCs in the rooms being sampled in addition to measuring background VOCs in the ambient air near a sampling canister. Avoid any room with potential significant indoor air sources that cannot be sealed or removed.

AIR SAMPLING LOG

Project Name: Former Ford Aeronutronics Facility
Project Number: 8622397108.01.1E
Start Date: 11/3/2022
Building IDs: 16.032

FIRST DAY OF SAMPLING

Sampler Name:	Chrissle N. ; Casey P.	**Weather:**	Sunny
Temperature:	64°F	**Barometric Pressure:**	30.09 in Hg
Notes:	none		

SECOND DAY OF SAMPLING

Sampler Name:	Chrissie N. ; Casey P.	**Weather:**	partly cloudy
Temperature:	67°F	**Barometric Pressure:**	30.24 in Hg
Notes:	~~none~~ cleaner used during sampling event		

Shut-in Test	Sample ID	Sample Type	Sample Collection Point	Summa Canister ID	Flow Controller ID	Sampling Start			Sampling End			Comments (dup or rep)
						Start Canister Vacuum	Start Time	Start Date	End Canister Vacuum	End Time	End Date	
✓	16.032-01-110422	IA	dining room F1	D584	FC152	-30	1310	11/3/22	-8	1301	11/4/22	
✓	16.032-02-110422	IA	bathroom F1	D871	FC424	-30	1313	11/3/22	-2	1302	11/4/22	
✓	16.032-03-110422	IA	master bed F1	D499	FC166	-30	1320	11/3/22	-6	1303	11/4/22	
✓	16.032-AA-110422	AA	back patio F1	D662	FC174	-29	1322	11/3/22	-4	1304	11/4/22	
								~~11/3/22~~ CN			~~11/4/22~~ CN	

Bldg ID: 16.032

BUILDING SURVEY FORM*

Preparer's Name: Chrissie Nims Date/Time Prepared: 11/3/22 1300
Affiliation: WSP Phone Number: [redacted]

Occupant Information

Occupant Name: [redacted] Interviewed: ☐ Yes ☐ No
Mailing Address: [redacted]
City: [redacted] State: CA Zip Code: —
Phone: [redacted] Email: —

Owner/Landlord Information (Check if same as occupant ☐)

Occupant Name: _____ Interviewed: ☐ Yes ☐ No
Mailing Address: _____
City: _____ State: _____ Zip Code: _____
Phone: _____ Email: _____

Building Type (Check appropriate boxes)

☒ Residential ☐ Residential Duplex ☐ Apartment Building ☐ Mobile Home ☐ Commercial (office)
☐ Commercial (warehouse) ☐ Industrial ☐ Strip Mall ☐ Split Level ☐ Church ☐ School

Building Characteristics

Approximate Building Age (years): _____ Number of Stories: 1
Approximate Building Area (square feet): 1400 Number of Elevators: Ø

Foundation Type (Check appropriate boxes)

☒ Slab-on-Grade ☐ Crawl Space ☐ Basement

Basement Characteristics (Check appropriate boxes) NA

☐ Dirt Floor ☐ Sealed ☐ Wet Surfaces ☐ Sump Pump ☐ Concrete Cracks ☐ Floor Drains

Factors Influencing Indoor Air Quality

Is there an attached garage?	☐ Yes	☒ No	
Is there smoking in the building?	☐ Yes	☒ No	
Is there new carpet or furniture?	☐ Yes	☒ No	Describe: _____
Have clothes or drapes been recently dry cleaned?	☐ Yes	☒ No	Describe: _____
Has painting or staining been done with the last six months?	☒ Yes	☐ No	Describe: kitchen paint in June
Has the building been recently remodeled?	☐ Yes	☒ No	Describe: floor next door
Has the building ever had a fire?	☐ Yes	☒ No	
Is there a hobby or craft area in the building?	☐ Yes	☒ No	Describe: _____
Is gun cleaner stored in the building?	☐ Yes	☒ No	
Is there a fuel oil tank on the property?	☐ Yes	☒ No	
Is there a septic tank on the property?	☐ Yes	☒ No	
Has the building been fumigated or sprayed for pests recently?	☐ Yes	☒ No	Describe: _____
Do any building occupants use solvents at work?	☐ Yes	☒ No	Describe: _____

* Developed based on guidelines set forth in the Guidance for the Evaluation and Mitigation of Subsurface Vapor Intrusion to Indoor Air (DTSC, 2011).

Bldg ID: 16.032

Sampling Locations

Draw the general floor plan of the building and denote locations of sample collection. Indicate locations of doors, windows, indoor air contaminant sources and field instrument readings.

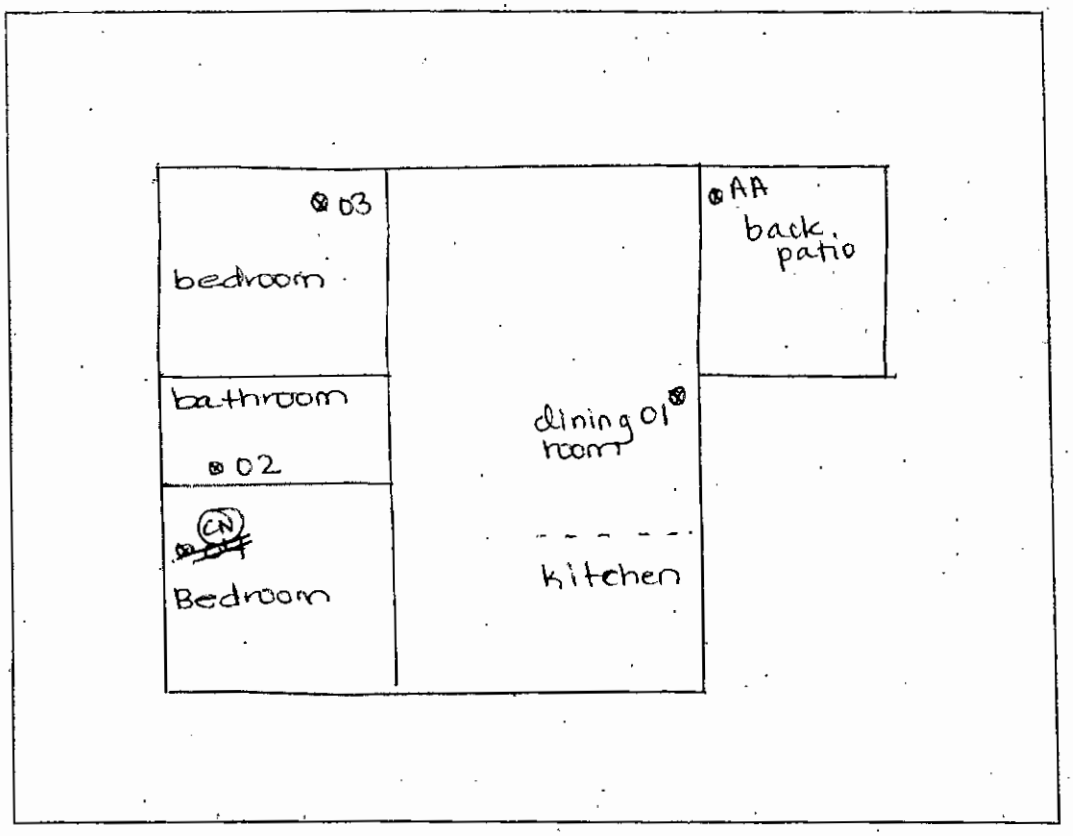

Primary Type of Energy Used (Check appropriate boxes)

☒ Natural Gas ☐ Fuel Oil ☐ Propane ☒ Electricity ☐ Wood ☐ Kerosene

Meteorological Conditions

Describe the general weather conditions during the indoor air sampling event.

sunny, 60°F

General Comments

Provide any other information that may be of importance in understanding the indoor air quality of this building.

Both residents have been diagnosed with early stage cancer

* Developed based on guidelines set forth in the Guidance for the Evaluation and Mitigation of Subsurface Vapor Intrusion to Indoor Air (DTSC, 2011).

BULDING SURVEY FORM*

Bldg No.: 16,032

Occupant of Building [redacted]

Address [redacted]

City [redacted]

Field Investigator Casey P ; Chrissle N. Date 11/3/2022

Field Instrument Reading	Photo No.	Measurement Location (Ambient Air, Foundation Opening, or Consumer Product)	If Consumer Product, Potential Volatile Ingredients
167	1	16,032-01-110422 dining room F1 1	
298	2	16,032-02-110422 bathroom F1 1	laundry room ud chemicals
299	3	16,032-03-110422 master bedroom F1 1	
69	4	16,032-AA-110422 back patio F1 1	

Comments:

*Developed based on guidelines set forth in the Guidance for the Evaluation and Mitigation of Subsurface Vapor Intrusion to Indoor Air (DTSC, 2011).

Note- Use PID as a screening tool to identify indoor air sources of VOCs in the rooms being sampled in addition to measuring background VOCs in the ambient air near a sampling canister. Avoid any room with potential significant indoor air sources that cannot be sealed or removed.

SOIL GAS SAMPLING RECORD - MOBILE LABORATORY

Project Name/Location: Former Ford Aeronutronics Facility
Sampler(s): Mike Herriford ; Tanle (H&P)
Wood: C. Nims
Leak check compound(s) used: DFA, 1,1-Difluoroethane
Apply leak check compound after completing the shut in test and before purging and sampling

Project Number: 8622357102.03.10
Mobile Laboratory: H&P

Sampling Point ID	Sample Date	Shut-in Test[1] Start Time	Shut-in Test[1] Start Vacuum	Shut-in Test[1] End Time	Shut-in Test[1] End Vacuum	Purging: Calculated One Purge Volume (mL)	Purging: Conditions[2]	Purging: # Of Purge Volumes	Purging: Purge Rate[3] (mL/min)	Purging: Total Volume Purged (mL)	Purging: Vacuum[4] (in H2O)	Purging: Purge Start Time	Purging: Purge End Time	Sampling: Container Type[5]	Sampling: Container Size (mL or L)	Sampling: Start Time	Sampling: End Time	QA checklist[6]: TCE/PCE greater in shallow probe (Y/N)	QA checklist[6]: Leak check detected? (Y/N)	QA checklist[6]: Call, text or discuss? (Y/N)	
PSG-01-26-5	9/14/22	0909	>100	0910	>100	2326.78	WIWB	3	200	6980.34	-10	0910	0945	GS	50 x2	0945	0946	(5) 0945	N	N	
PSG-01-28-15	9/14/22	0926	>100	0927	>100	1371.42	WIWB	3	200	4114.25	-10	0927	0948	GS	50 x2	1011	1011	N	N	N	
PSG-01-28-5	9/14/22	0956	>100	0957	>100	2326.78	WIWB	3	200	6980.34	-10	0957	1029	GS	50 x2	1059	1059	N	N	N	
PSG-01-28-15REP	9/14/22	0926	>100	0927	>100	1371.42	REP WIWB	3	200	4114.25	-10	0927	0948	GS	50 x2	1032	1032	N	N	N	REP
PSG-01-30-15	9/14/22	1019	>100	1020	>100	1371.42	NF	3	200	4114.25	-100	1020	—	—	—	—	—	NA	NA	NA	NF
PSG-01-30-5	9/14/22	1022	>100	1023	>100	2326.78	WIWB	3	200	6980.34	-10	1023	1058	GS	50 x2	1120	1120	NA	N	N	
PSG-01-32-5	9/14/22	1138	>100	1139	>100	2477.14	NA	3	200	7431.43	-15	1139	1220	GS	50 x2	1221	1221	NA	N	N	
PSG-01-32-B.5	9/14/22	1138	>100	1139	>100	1904.72	Water in tubing NF	3	200	5714.16	-100	1139	—	—	—	—	—	NA	NA	NA	NF
PSG-01-34-15	9/14/22	1159	>100	1159	>100	1091.42	WIWB	3	200	3274.25	-15	1200	1217	GS	50 x2	1242	1242	N	N	N	
PSG-01-34-5	9/14/22	1229	>100	1230	>100	2251.78	WIWB	3	200	6755.34	-5	1230	1304	GS	50 x2	1304	1304	N	N	N	
PSG-01-36-15	9/14/22	1333	>100	1334	>100	1171.42	WIWB	3	200	3514.25	-15	1334	1352	GS	50 x2	1352	1352	N	N	N	
PSG-01-36-5	9/14/22	1333	>100	1334	>100	2426.78	WIWB	3	200	7280.34	-10	1334	1411	GS	50 x2	1411	1411	N	N	N	
PSG-01-36-15REP	9/14/22	1333	>100	1334	>100	1171.42	REP	3	200	3514.25	-15	1334	1352	GS	50 x2	1433	1433	N	N	N	REP
PSG-01-38-15	9/14/22	1423	>100	1424	>100	1246.42	WIWB	3	200	3739.25	0	1424	1443	GS	50 x2	1443	1443	N	N	N	
PSG-01-38-5	9/14/22	1423	>100	1424	>100	1756.78	WIWB	3	200	5270.34	-5	1424	1451	GS	50 x2	1500	1500	N	N	N	

1 Evacuate the system to a maximum measured vacuum of -100 inches of water using a purge pump. Observe the vacuum gauge connected to the system with a "T" fitting for at least one minute
2 Specify conditions such as no flow (NF), water in well box (WIWB) or replicate sample collected (REP)
3 Maintain flow rates between 100 and 200 mL/min during purging and sampling
4 Maintain vacuums less than 100 inches of water during purging and sampling
5 Specify type of sample tool such as glass syringe (GS), tedlar bag (TB), or Summa canister (SC)
6 If the concentration of TCE and/or PCE concentration is higher in the shallow probe than the deep probe, call a tank leader (Heidi, Isabella, Mack or Brian) and check depths with piano wire (PW). If the leak check compound(s) are detected, call a tank leader and likely resample. Note if a call, text, Teams chat, or email was sent. If you mark Y in these columns, follow up action is required.

SOIL GAS SAMPLING RECORD - MOBILE LABORATORY

Project Name/Location: Former Ford Agronutronics Facility
Sampler(s): Justin Vandervat, Tom Wood, C. Hims
Leak check compound(s) used: DFA
Apply leak check compound after completing the shut-in test and before purging and sampling

Project Number: 8622397107.01.1P
Mobile Laboratory: H&P

Sampling Point ID	Sample Date	Shut-in Test[1] Start Time	Shut-in Test[1] Start Vacuum	Shut-in Test[1] End Time	Shut-in Test[1] End Vacuum	Calculated One Purge Volume (mL)	Purging: Conditions[4]	# of Purge Volumes	Purge Rate[3] (mL/min)	Total Volume Purged (mL)	Vacuum[5] (in H2O)	Purge Start Time	Purge End Time	Sampling: Container Type[6]	Container Size (mL or L)	Sampling Start Time	Sampling End Time	QA checklist[7]: TCE/PCE greater in shallow probe (Y/N)	Leak check detected? (Y/N)	Call, text or discuss[7] (Y/N)	
PSG-01-39-15	9/15/22	0921	>100	0922	>100	1371.42	WWB	3	200	4114.25	Ø	0922	0943	GS	50 x2	0943	0943	N	N	N	
PSG-01-39-5	9/15/22	0921	>100	0922	>100	2326.78	WWB	3	200	6980.34	Ø	0922	0957	GS	50 x2	0958	0958	N	N	N	
PSG-01-39-5 REP	9/15/22	0921	>100	0922	>100	2326.78	WWB REP	3	200	6980.34	Ø	0922	0957	GS	50 x2	1024	1024	N	N	N	
PSG-01-40-15	9/15/22	1037	>100	1038	>100	1371.42	NF water in tubing	3	200	4114.25	>100	1038	—	—	—	—	—	NA	NA	N	NF
PSG-01-40-5	9/15/22	1037	>100	1038	>100	2776.78	NF water in probe clicked	3	200	8330.34	Ø	1038	1120	GS	50 x2	1120	1120	NA	N	N	
PSG-01-43-13.5	9/15/22	1106	>100	1107	>100	1164.72	NA	3	200	3494.16	Ø	1107	1125	GS	50 x2	1133	1133	NA	N	N	
PSG-01-43-5	9/15/22	1049	>100	1050	>100	1951.78	NF	3	200	5855.34	>100	1050	—	—	—	—	—	NA	NA	N	NF
PSG-01-45-15	9/15/22	1144	>100	1145	>100	1371.42	NA	3	200	4114.25	-10	1145	1205	GS	50 x2	1205	1205	NA	N	N	
PSG-01-45-5	9/15/22	1144	>100	1145	>100	2326.78	NF	3	200	6980.34	>100	1145	—	—	—	—	—	NA	NA	N	NF
PSG-01-47-15	9/15/22	1218	>100	1219	>100	1371.42	WWB	3	200	4114.25	Ø	1219	1240	GS	50 x2	1240	1240	N	N	N	
PSG-01-47-5	9/15/22	1218	>100	1219	>100	2326.78	WWB	3	200	6980.34	Ø	1219	1254	GS	50 x2	1254	1254	N	N	N	
PSG-01-48-5	9/15/22	1319	>100	1320	>100	2326.78	WWB	3	200	6980.34	-5	1320	1355	GS	50 x2	1355	1355	NA	N	N	
PSG-01-50-5	9/15/22	1324	>100	1325	>100	2326.78	WWB	3	200	6980.34	Ø	1325	1400	GS	50 x2	1416	1416	N	N	N	
PSG-01-50-15	9/15/22	1415	>100	1416	>100	1371.42	WWB	3	200	4114.25	Ø	1416	1437	GS	50 x2	1437	1437	N	N	N	

1 Evacuate the system to a minimum measured vacuum of >100 inches of water using a purge pump. Observe the vacuum gauge connected to the system with a "T" fitting for at least one minute.
2 Specify conditions such as no flow (NF), water in well box (WWB), or replicate sample collected (REP)
3 Maintain flow rates between 100 and 200 mL/min during purging and sampling
4 Maintain vacuums less than 100 inches of water during purging and sampling
5 Specify type of sample tool such as glass syringe (GS), tedlar bag (TB), or Summa canister (SC)
6 If the concentration of TCE and/or PCE concentration is higher in the shallow probe than the deep probe, call a task leader (field, Isabella, Madi or Brian) and check depths with piano wire (PW). If the leak check compound(s) are detected, call a task leader and likely resample. Note if a call, text, Teams chat, or email was sent. If you mark Y in these columns, follow up action is required.

SOIL GAS SAMPLING RECORD - MOBILE LABORATORY

Project Name/Location: Former Ford Aerostructures Facility
Sampler(s): Bobby Stangle & Mike Herriford
Woodie C. Nimi
Leak check compound(s) used: DFA (1,1-Difluoroethane)
Apply leak check compound after completing the shut-in test and before purging and sampling

Project Number: 862Z397102.01.10
Mobile Laboratory: H&P

	Sampling Point ID	Sample Date	Shut-In Test[1] Start Time	Shut-In Test[1] Start Vacuum	Shut-In Test[1] End Time	Shut-In Test[1] End Vacuum	Purging: Calculated One Purge Volume (mL)	Purging: Conditions[2]	Purging: # of Purge Volumes	Purging: Purge Rate[3] (mL/min)	Purging: Total Volume Purged (mL)	Purging: Vacuum[4] (in H2O)	Purging: Purge Start Time	Purging: Purge End Time	Sampling: Container Type[5]	Sampling: Container Size (mL or L)	Sampling: Start Time	Sampling: End Time	QA checklist[6]: TCE/PCE greater in shallow probe (Y/N)	QA checklist[6]: Leak check detected? (Y/N)	QA checklist[6]: Call, text or discuss? (Y/N)
	PSG-01-52-15	9/16/22	0921	>100	0922	>100	1371.42	NA	3	200	4114.25	Ø	0922	0943	GS	50 x 2	0943	0943	N	N	N
	PSG-01-52-5	9/16/22	0921	>100	0922	>100	2326.78	NA	3	200	6980.34	-15	0922	0957	GS	50 x 2	1004	1004	N	N	N
	PSG-01-54-15	9/16/22	1004	>100	1005	>100	1371.42	WIWB	3	200	4114.25	Ø	1005	1025	GS	50 x 2	1025	1025	Y OK	N	Y OK
	PSG-01-54-5	9/16/22	1004	>100	1005	>100	2326.78	WIWB	3	200	6980.34	-5	1005	1040	GS	50 x 2	1048	1048	Y OK Minor LEFF	N	Y call w/ BM
	PSG-01-56-15	9/16/22	1120	>100	1121	>100	951.42	NA	3	200	2854.25	-25	1121	1136	GS	50 x 2	1136	1136	N	N	N
	PSG-01-56-5	9/16/22	1120	>100	1121	>100	2301.78	NA	3	200	6905.34	-20	1121	1156	GS	50 x 2	1156	1156	N	N	N
	PSG-01-58-5	9/16/22	1211	>100	1212	>100	2351.78	1" WIWB	3	200	7055.34	-5	1212	1248	GS	50 x 2	1248	1248	NA	N	N
NF	PSG-01-60-13	9/16/22	1330	>100	1331	>100	1737.49	NF	3	200	5212.47	-45	1331	—	—	—	—	—	NA	NA	N
	PSG-01-60-5	9/16/22	1330	>100	1331	>100	2426.78	see QA NA	3	200	7280.34	Ø	1331	1407	GS	50 x 2	1407	1407	NA	Y	Y call HOE
	PSG-01-62-5	9/16/22	1348	>100	1348	>100	2326.78	WIWB	3	200	6980.34	-5	1349	1423	GS	50 x 2	1430	1430	N	N	N
	PSG-01-62-15	9/16/22	1431	>100	1432	>100	951.42	WIWB	3	200	2854.25	-10	1432	1446	GS	50 x 2	1452	1452	N	N	N
	PSG-01-60-5	9/16/22	1444	>100	1445	>100	2426.78	resample	3	200	7280.34	Ø	1445	1521	GS	50 x 2	1541	1541	N	N	N
REP	~~PSG-01-62-15~~ REP	9/16/22	1511	>100	1512	>100	951.42	REP	3	200	2854.25	-10	1432	1446	GS	50 x 2	1512	1512	N	N	N

1 Evacuate the system to a minimum measured vacuum of -100 inches of water using a purge pump. Observe the vacuum gauge connected to the system with a "T" fitting for at least one minute
2 Specify conditions such as no flow (NF), water in well box (WIWB), or replicate sample collected (REP)
3 Maintain flow rates between 100 and 200 mL/min during purging and sampling
4 Maintain vacuums less than 100 inches of water during purging and sampling.
5 Specify type of sample tool such as glass syringe (GS), tedlar bag (TB), or Summa canister (SC).
6 If the concentration of TCE and/or PCE concentration is higher in the shallow probe than the deep probe, call a task leader (Heidi, Isabella, Mads or Brian) and check depths with piano wire (PW). If the leak check compound(s) are detected, call a task leader and likely resample. Note if a call, text, Teams chat, or email was sent. If you mark Y in these columns, follow up action is required.

SOIL GAS SAMPLING RECORD - MOBILE LABORATORY

Project Name/Location: Former Ford Aeronutronic Facility
Sampler(s): HRP, Justin Vanderwal & Trumle

Project Number: 6122397102.01.10
Mobile Laboratory: H&P

Leak check compound(s) used: PFA
Apply leak check compound after completing the shut-in test and before purging and sampling

Sampling Point ID	Sample Date	Shut-in Test[4] Start Time	Shut-in Test[4] Start Vacuum	Shut-in Test[4] End Time	Shut-in Test[4] End Vacuum	Purging: Calculated One Purge Volume (mL)	Purging: Conditions[2]	Purging: # of Purge Volumes	Purging: Purge Rate[3] (mL/min)	Purging: Total Volume Purged (mL)	Purging: Vacuum[4] (in H2O)	Purging: Purge Start Time	Purging: Purge End Time	Sampling: Container Type[5]	Sampling: Container Size (mL or L)	Sampling: Start Time	Sampling: End Time	QA checklist[6]: TCE/PCE greater in shallow probe (Y/N)	QA checklist[6]: Leak check detected? (Y/N)	QA checklist[6]: Call lead or discuss? (Y/N)
PSG-01-64-5	09/10/22	0937	100	0938	100	2226.78		3	200	6680.34	<10	0938	1011	glass syringe	50mL	1011	1011	N	N	N
PSG-01-64-15		0937	100	0938	100	871.42		3	200	2614.25	<10	0938	0952			0952	0952	N	N	N
REP 5 11:43 * PSG-01-66-5		1032	100	1033	100	2226.78	REP	3	200	6680.34	<10	1033	1107			1107	1107	N	N	N
PSG-01-66-15		1032	100	1033	100	1011.42	NF	3	200	3034.25	—	1033	1034	—	—	—	—	N/A	N/A	N/A
PSG-01-76-5		1124	100	1125	100	2326.78	NF	3	200	6980.34	—	1125	—	—	—	—	—			
PSG-01-76-15		1124	100	1125	100	1121.42	NF	3	200	3364.25	—	1125	—	—	—	—	—			
PSG-01-78-5		1215	100	1216	100	3456.78		3	200	10370.34	25	1216	1309	glass syringe	50mL	1309	1309	N	N	N
PSG-01-78-13		1215	100	1216	100	1462.44		3	200	4387.47	<10	1216	1239	glass syringe	50mL	1239	1239	N	N	N
PSG-01-79-5		1316	100	1317	100	3776.78		3	200	11330.34	25	1317	—			—	—	N/A	N/A	N/A
PSG-01-79-13		1316	100	1317	100	1842.49		3	200	5524.47	<10	1317	1347			1347	1347	N	N	N
PSG-01-80-5		1356	100	1357	100	2771.78		3	200	8315.34	—	1357	—	—	—	—	—	N/A	N/A	N/A
PSG-01-80-13		1356	100	1357	100	1152.49		3	200	3457.47	<10	1357	1415	glass syringe	50mL	1415	1415	N	N	N
PSG-01-81-5		1425	100	1426	100	2101.78	WIWB	3	200	6305.34	10	1426	1458	glass syringe	50mL	1458	1458	N	N	N
PSG-01-81-14		1425	100	1426	100	2191.95	WIWB	3	200	6575.86	<10	1426	1459	glass syringe	50mL	1516	1516	N	N	N
PSG-01-82-5		—	—	—	—	2711.78	WIWB	3	200	8135.34	—	—	—	—	—	—	—	N/A	N/A	N/A
PSG-01-82-14		1511	100	1512	100	1356.95	WIWB	3	200	4070.86	0	1512	1533	glass syringe	50mL	1545	1545	N	N	N
PSG-01-66-5		1032	100	1033	100	2226.78	rinsate	3	200	6680.34	<10	1033	1107			1129	1129	N	N	N

1 Evacuate the system to a minimum measured vacuum of -100 inches of water using a purge pump. Observe the vacuum gauge connected to the system with a "T" fitting for at least one minute
2 Specify conditions such as no flow (NF), water in well box (WIWB), or replicate sample collected (REP)
3 Maintain flow rates between 100 and 200 mL/min during purging and sampling
4 Maintain vacuums less than 100 inches of water during purging and sampling
5 Specify type of sample tool such as glass syringe (GS), tedlar bag (TB), or Summa canister (SC).
6 If the concentration of TCE and/or PCE concentration is higher in the shallow probe than the deep probe, call a task leader (Heck, Isabella, Madeira, Bisset) and check depths with plans year (PW). If the leak check compound(s) are detected, call a task leader and likely retsample. Notify by a call, text, Teams chat, or email was sent. If you mark Y in these columns, follow up action is required.

* see Notes in DFR

SOIL GAS SAMPLING RECORD - MOBILE LABORATORY

Project Name/Location: Former Ford Aeronutronics Facility
Sampler(s): Bobby Stangl (tech) / Loc Ngo (chemist)
Wood. Chrissie Nims
Leak check compound(s) used: DFA (1,1-Difluoroethane)
Apply leak check compound after completing the shut in test and before purging and sampling

Project Number: 6077397107 01.10
Mobile Laboratory: H&P

	Sampling Point ID	Sample Date	Shut-in Test[1] Start Time	Shut-in Test[1] Start Vacuum	Shut-in Test[1] End Time	Shut-in Test[1] End Vacuum	Calculated One Purge Volume (mL)	Purging Conditions[2]	# of Purge Volumes	Purge Rate[3] (ml/min)	Total Volume Purged (mL)	Vacuum[4] (in H2O)	Purge Start Time	Purge End Time	Sampling Container Type[5]	Container Size (mL or L)	Sampling Start Time	Sampling End Time	GA Checklist[6] TCE present in shallow or deep? (Y/N)	Leak Check detected? (Y/N)	Air Test Required? (Y/N)
	PSG-01-83-13.5	9/20/22	0934	>100	0935	>100	1854.72	NA	3	200	5564.16	~~0~~ -5	0935	1003	GS	50 x2	1003	1003	NA	N	
NF	PSG-01-83-4.5	9/20/22	0938	>100	0939	>100	3179.55	NF	3	200	9538.65	-100	0939	—	—	—	—	—	NA	NA	N
NF	PSG-01-84-13	9/20/22	1018	>100	1019	>100	1237.49	WIWB NF	3	200	3712.47	-100	1019	—	—	—	—	—	NA	NA	N
NF	PSG-01-84-5	9/20/22	1026	>100	1027	>100	2426.78	WIWB NF	3	200	7280.34	-100	1027	—	—	—	—	—	NA	NA	N
	PSG-01-85-12	9/20/22	1040	>100	1041	>100	1033.02	NA	3	200	3099.07	~~0~~	1041	1057	GS	50 x2	1058	1058	NA	N	N
NF	PSG-01-85-5	9/20/22	1040	>100	1041	>100	2426.78	NF see comments	3	200	7280.34	too 100, ~~[illegible]~~	1041	~~1120~~	~~GS~~	~~50 x2~~	~~1122~~	~~1122~~	NA	NA	N
REP	PSG-01-83-13.5 REP	9/20/22	0934	>100	0935	>100	1854.72	REP	3	200	5564.16	-5	0935	1003 ~~1140~~	GS	50 x2	1148	1148	NA	N	N
DIL	PSG-01-85-12	9/20/22	1040	>100	1041	>100	1033.02 ~~2426.78~~	DIL	3	200	3099.07	~~0~~	1041	1057	GS	50 x2	1158	1158	NA	N	N
	PSG-01-86-13	9/20/22	1250	>100	1251	>100	1362.49	NA	3	200	4087.47	-10	1251	1312	GS	50 x2	1312	1312	N	N	N
	PSG-01-86-5	9/20/22	1314	>100	1315	>100	2676.78	NA	3	200	8030.34	-45	1315	1356	GS	50 x2	1356	1356	N	N	N
NF	PSG-01-87-5	9/20/22	1345	>100	1346	>100	2801.78	NF	3	200	8405.34	-100	1346	—	—	—	—	—	NA	NA	N
	PSG-01-87-13	9/20/22	1403	>100	1404	>100	1337.49	WIWB	3	200	4012.47	~~[illegible]~~	1404	1425	GS	50 x2	1425	1425	NA	N	N
NF	PSG-01-88-5	9/20/22	1420	>100	1421	>100	2781.78	NF WIWB	3	200	8345.34	~~[illegible]~~	1421	—	—	—	—	—	NA	NA	N
	PSG-01-89-12.5	9/20/22	1436	>100	1437	>100	2045.26	NA WIWB *	3	200	6135.77	~~[illegible]~~	~~1445~~	1510	GS	50 x2	1516	1516	NA	N	N
NF	PSG-01-89-5	9/20/22	1437	>100	1438	>100	1821.78	NF WIWB	3	200	5465.34	~~[illegible]~~	1438	—	—	—	—	—	NA	NA	N

* tubing broke, last sample filtered

1. Evacuate the system to a minimum measured vacuum of ~100 inches of water using a purge pump. Observe the vacuum gauge connected to the system with a "T" fitting for at least one minute
2. Specify conditions such as no flow (NF), water in well box (WIWB) or replicate sample collected (REP)
3. Maintain flow rates between 100 and 200 mL/min during purging and sampling
4. Maintain vacuums less than 100 inches of water during purging and sampling
5. Specify type of sample tool such as glass syringe (GS), tedlar bag (TB), or Summa canister (SC)
6. If the concentration of TCE and/or PCE concentration is higher in the shallow probe than the deep probe, call a task leader (Hardi, Isabella, Madi or Brian) and check depths with piano wire (PW). If the leak check compound(s) are detected, call a task leader and likely resample. Note if a call, text, Teams chat, or email was sent. If you mark Y in these columns, follow up action is required

SOIL GAS SAMPLING RECORD - MOBILE LABORATORY

Project Name/Location: Former Ford Aerospatronics Facility
Sampler(s): Lee Ngo (chemist); Bobby Strangl (tech) / HIP
Wood: C. NIMS
Leak check compound(s) used: DFA (1,1-Difluoroethane) & 1,1,1,2-TFA (on PSG-01-89-12.5)
Apply leak check compound after completing the shut-in test and before purging and sampling.

Project Number: 8622397102.01.10
Mobile Laboratory: H&P

	Sampling Point ID	Sample Date	Shut-In Test[1] Start Time	Shut-In Test[1] Start Vacuum	Shut-In Test[1] End Time	Shut-In Test[1] End Vacuum	Calculated One Purge Volume (mL)	Purging Conditions[2]	# of Purge Volumes	Purge Rate[3] (mL/min)	Total Volume Purged (mL)	Vacuum[4] (in H2O)	Purge Start Time	Purge End Time	Sampling Container Type[5]	Sampling Container Size (mL or L)	Sampling Start Time	Sampling End Time	QA checklist[6] TCE/PCE greater in shallow probe (Y/N)	Leak check detected? (Y/N)	Call, text, or discuss? (Y/N)
	PSG-01-89-12.5	9/21/22	0944	>100	0945	>100	2045.26	SEEQA W/WB	3	200	6135.77	Ø	0948	1019	GS	60 x 2	1113	1113	NA	Y	Y HOP
	PSG-01-87-13	9/21/22	1025	>100	1026	>100	1337.49	W/WB	3	200	4012.47	Ø	1026	1046	GS	60 x 2	1140	1140	NA	N	N
NF	PSG-01-90-5	9/21/22	1100	>100	1101	>100	2676.78	NF W/WB	3	200	8030.34	-100	1101	—	—				NA	NA	N
DILB 1317 REPB 1340 REPB 1417 RSB 1308	PSG-01-90-12	9/21/22	1100	>100	1101	>100	1233.02	PIL W/WB	3	200	3699.07	Ø	1101	1119	GS	60 x 2	1200	1200	NA	N	N
	PSG-01-91-5	9/21/22	1134	>100	1135	>100	2926.78	REP W/WB	3	200	8780.34	-40	1135	1219	GS	60 x 2	1240	1240	N	N	N
DILB 1315	PSG-01-91-12	9/21/22	1134	>100	1135	>100	1398.02	PIL W/WB	3	200	4194.07	-10	1135	1156	GS	60 x 2	1219	1219	N	N	N
	PSG-01-92-5	9/21/22	1210	>100	1211	>100	3101.98	NA	3	200	9305.34	-10	1211	1258	GS	60 x 2	1438	1438	N	N	N
	PSG-01-92-13.5	9/21/22	1230	>100	1231	>100	2289.72	NA	3	200	6869.16	-5	1231	1306	GS	60 x 2	1459	1459	N	N	N
RS 1601	PSG-01-89-12.5	9/21/22	1424	>100	1425	>100	2045.26	W/TFA resample	3	200	6135.77	Ø	1425	1457	GS	60 x 2	1519	1519	NA	N	Y

purge 3PV: resample w/ TFA on LCC

CW 9/21

1. Evacuate the system to a minimum measured vacuum of -100 inches of water using a purge pump. Observe the vacuum gauge connected to the system with a "T" fitting for at least one minute.
2. Specify conditions such as no flow (NF), water in well box (W/WB), or replicate sample collected (REP), RS = resample
3. Maintain flow rates between 100 and 200 mL/min during purging and sampling.
4. Maintain vacuums less than 100 inches of water during purging and sampling.
5. Specify type of sample tool such as glass syringe (GS), tedlar bag (TB), or Summa canister (SC).
6. If the concentration of TCE and/or PCE concentration is higher in the shallow probe than the deep probe, call a task leader (Heidi, Isabella, Madi or Brian) and check depths with piano wire (PW). If the leak check compound(s) are detected, call a task leader and likely resample. Note if a call, text, Teams chat, or email was sent. If you mark Y in these columns, follow up action is required.

SOIL GAS SAMPLING RECORD - MOBILE LABORATORY

Project Name/Location: Former Ford Aerospatronics Facility
Sampler(s): Lee Ngo (chemist); Bobby Strangl (tech) / HIP
Wood: C. NIMS
Leak check compound(s) used: DFA (1,1-Difluoroethane) & 1,1,1,2-TFA (on PSG-01-89-12.5)
Apply leak check compound after completing the shut-in test and before purging and sampling.

Project Number: 8622397102.01.10
Mobile Laboratory: H&P

	Sampling Point ID	Sample Date	Shut-In Test[1] Start Time	Shut-In Test[1] Start Vacuum	Shut-In Test[1] End Time	Shut-In Test[1] End Vacuum	Calculated One Purge Volume (mL)	Purging Conditions[2]	# of Purge Volumes	Purge Rate[3] (mL/min)	Total Volume Purged (mL)	Vacuum[4] (in H2O)	Purge Start Time	Purge End Time	Sampling Container Type[5]	Sampling Container Size (mL or L)	Sampling Start Time	Sampling End Time	QA checklist[6] TCE/PCE greater in shallow probe (Y/N)	Leak check detected? (Y/N)	Call, text, or discuss? (Y/N)	
	PSG-01-89-12.5	9/21/22	0944	>100	0945	>100	2045.26	SEEQA W/WB	3	200	6135.77	∅	0948	1019	GS	50 x 2	1113	1113	NA	Y	Y HOP	purge 3PV; resample w/ TFA on LCC
	PSG-01-87-13	9/21/22	1025	>100	1026	>100	1337.49	W/WB	3	200	4012.47	∅	1026	1046	GS	50 x 2	1140	1140	NA	N	N	
NF	PSG-01-90-5	9/21/22	1100	>100	1101	>100	2676.78	NF W/WB	3	200	8030.34	-100	1101	—	—				NA	NA	N	
DILB 1317 REPB 1340 REPC 1417 RSB 1308	PSG-01-90-12	9/21/22	1100	>100	1101	>100	1233.02	PIL W/WB	3	200	3699.07	∅	1101	1119	GS	50 x 2	1200	1200	NA	N	N	
	PSG-01-91-5	9/21/22	1134	>100	1135	>100	2926.78	REP W/WB	3	200	8780.34	-40	1135	1219	GS	50 x 2	1240	1240	N	N	N	
DILB 1315	PSG-01-91-12	9/21/22	1134	>100	1135	>100	1398.02	PIL W/WB	3	200	4194.07	-10	1135	1156	GS	50 x 2	1219	1219	N	N	N	
	PSG-01-92-5	9/21/22	1210	>100	1211	>100	3101.98	NA	3	200	9305.34	-10	1211	1258	GS	50 x 2	1438	1438	N	N	N	
	PSG-01-92-13.5	9/21/22	1230	>100	1231	>100	2289.72	NA	3	200	6869.16	-5	1231	1306	GS	50 x 2	1459	1459	N	N	N	
RS 1601	PSG-01-89-12.5	9/21/22	1424	>100	1425	>100	2045.26	W/TFA resample	3	200	6135.77	∅	1425	1457	GS	50 x 2	1519	1519	NA	N	Y	

CW 9/21

1. Evacuate the system to a minimum measured vacuum of -100 inches of water using a purge pump. Observe the vacuum gauge connected to the system with a "T" fitting for at least one minute.
2. Specify conditions such as no flow (NF), water in well box (W/WB), or replicate sample collected (REP), RS = resample
3. Maintain flow rates between 100 and 200 mL/min during purging and sampling.
4. Maintain vacuums less than 100 inches of water during purging and sampling.
5. Specify type of sample tool such as glass syringe (GS), tedlar bag (TB), or Summa canister (SC).
6. If the concentration of TCE and/or PCE concentration is higher in the shallow probe than the deep probe, call a task leader (Heidi, Isabella, Madi or Brian) and check depths with piano wire (PW). If the leak check compound(s) are detected, call a task leader and likely resample. Note if a call, text, Teams chat, or email was sent. If you mark Y in these columns, follow up action is required.

SOIL GAS SAMPLING RECORD - MOBILE LABORATORY

Project Name/Location: Former Ford Aeronutronic Facility
Sampler(s): Tan Le ; Loc Ngo (H&P)
C. Nims (WCCR)
Leak check compound(s) used: DFA (1,1-Difluoroethane)
Apply leak check compound after completing the shut-in test and before purging and sampling

Project Number: 8622397102.01.10
Mobile Laboratory: H&P

Sampling Point ID	Sample Date	Shut-In Test[1] Start Time	Shut-In Test[1] Start Vacuum	Shut-In Test[1] End Time	Shut-In Test[1] End Vacuum	Purging: Calculated One Purge Volume (mL)	Purging: Conditions[2]	Purging: # of Purge Volumes	Purging: Purge Rate[3] (mL/min)	Purging: Total Volume Purged (mL)	Purging: Vacuum[4] (in H2O)	Purging: Purge Start Time	Purging: Purge End Time	Sampling: Container Type[5]	Sampling: Container Size (mL or L)	Sampling: Start Time	Sampling: End Time	QA checklist[6]: TCE/PCE greater in shallow probe (Y/N)	QA checklist[6]: Leak check detected? (Y/N)	QA checklist[6]: Call, text or discuss? (Y/N)
PSG-01-93-5	9/22/22	0922	>100	0923	>100	3351.78	NA	3	200	10055.34	75	0924	1010	—	—	—	—	NA	NA	N
PSG-01-93-13.5	9/22/22	0921	>100	0922	>100	2114.72	NA	3	200	6344.16	Ø	0924	0957	—	—	—	—	NA	NA	N

x not sampled
* not sampled

1 Evacuate the system to a minimum measured vacuum of -100 inches of water using a purge pump. Observe the vacuum gauge connected to the system with a "T" fitting for at least one minute
2 Specify conditions such as no flow (NF), water in well box (WIWB), or replicate sample collected (REP)
3 Maintain flow rates between 100 and 200 mL/min during purging and sampling
4 Maintain vacuum: less than 100 inches of water during purging and sampling
5 Specify type of sample tool such as glass syringe (GS), tedlar bag (TB), or Summa canister (SC)
6 If the concentration of TCE and/or PCE concentration is higher in the shallow probe than the deep probe, call a task leader (Heidi, Isabelle, Madi or Brian) and check depths with prone wire (PW). If the leak check compound(s) are detected, call a task leader and likely resample. Note if a call, text, Teams chat, or email was sent. If you mark Y in these columns, follow up action is required

SOIL GAS SAMPLING RECORD - MOBILE LABORATORY

Project Name/Location: Former Ford Aeronutronics Facility
Sampler(s): Justin Vandeerwal, Robert Stangl
Recorder: Brianna Singh
Leak check compound(s) used: DFA
Apply leak check compound after completing the shut-in test and before purging and sampling.

Project Number: 8622397102.01.1D
Mobile Laboratory: H&P

Sampling Point ID	Sample Date	Shut-In Test[1] Start Time	Shut-In Test[1] Start Vacuum (in. H_2O)	Shut-In Test[1] End Time	Shut-In Test[1] End Vacuum (in. H_2O)	Purging: Calculated One Purge Volume (mL)	Purging: Conditions[2]	Purging: # of Purge Volumes	Purging: Purge Rate[3] (mL/min)	Purging: Total Volume Purged (mL)	Purging: Vacuum[4] (in H20)	Purging: Purge Start Time	Purging: Purge End Time	Sampling: Container Type[5]	Sampling: Container Size (mL or L)	Sampling: Start Time	Sampling: End Time	QA checklist[6]: TCE/PCE greater in shallow probe (Y/N)	QA checklist[6]: Leak check detected? (Y/N)	QA checklist[6]: Call, text or discuss? (Y/N)
PSG-01-107-5	9/26/22	0921	110	0922	110	2477.14	NF/WIWB	3	200	7431.43	60	0922	0923	glass syringe	50 mL	–	–	–	–	–
PSG-01-107-13	9/26/22	0921	110	0922	110	2754.17	NF/WIWB		200	8262.51	60	0922	0924			–	–	–	–	–
PSG-01-108-5	9/26/22	0941	110	0942	110	3326.78	NF/WIWB		200	9980.34	60	0942	0943			–	–	–	–	–
PSG-01-108-13	9/26/22	0941	110	0942	110	2212.49	NF/WIWB		200	6637.47	60	0942	0944			–	–	–	–	–
PSG-01-111-5	9/26/22	0954	110	0955	110	2826.78	NF/WIWB		200	8480.34	60	0955	0956			–	–	–	–	–
PSG-01-111-12.5	9/26/22	0954	110	0955	110	2168.09	NF/WIWB		200	6504.26	60	0955	0957			–	–	–	–	–
PSG-01-112-5	9/26/22	1009	110	1010	110	2616.78	WIWB		200	7850.34	60 65	1010	1050			1052	1052	–	N	N
PSG-01-112-11.5	9/26/22	1009	110	1010	110	2692.29	NF/WIWB		200	8076.88	60	1010	1050			–	–	–	–	–
SG-146-5	9/26/22	1109	110	1110	110	2461.78	–		200	7385.34	0	1109	1146			1200	1200	N	N	N
SG-146-15	9/26/22	1109	110	1110	110	526.42	–		200	1579.25	35	1110	1120			1121	1121	N	N	N
SG-160-22.5	9/26/22	1133	110	1134	110	644.89	–		200	1934.67	40	1134	1144			1145	1145	N	N	N
SG-145-5	9/26/22	1217	110	1218	110	1976.78	WIWB		200	5930.34	5	1218	1248			1249	1249	N	N	N
REP @1307 SG-145-15[7,9]	9/26/22	1217	110	1218	110	461.42	REP, WIWB		200	1384.25	5	1218	1225			1226	1226	N	N	N
REP @1540 SG-60-5	9/26/22	1326	110	1327	110	1891.781	–		200	5675.34	0	1327	1356			1356	1356	N	N	N
SG-60-15	9/26/22	1326	110	1327	110	581.4153	–		200	1744.25	10	1327	1336			1336	1336	N	N	N
SG-129-5	9/26/22	1417	110	1418	110	2121.78	–		200	6365.34	0	1418	1450			1450	1450			
SG-129-15	9/26/22	1417	110	1418	110	626.42	NF		200	1879.25	75	1418	1420			–	–			
SG-145-15[8]	9/26/22	1435	110	1436	110	–	–	–	–	–	–	–	–			1436	1436			

1. Evacuate the system to a minimum measured vacuum of ~100 inches of water using a purge pump. Observe the vacuum gauge connected to the system with a "T" fitting for at least one minute.
2. Specify conditions such as no flow (NF), water in well box (WIWB), or replicate sample collected (REP).
3. Maintain flow rates between 100 and 200 mL/min during purging and sampling.
4. Maintain vacuums less than 100 inches of water during purging and sampling.
5. Specify type of sample tool such as glass syringe (GS), tedlar bag (TB), or Summa canister (SC).
6. If the concentration of TCE and/or PCE concentration is higher in the shallow probe than the deep probe, call a task leader (Heidi, Isabella, Madi or Brian) and check depths with plano wire (PW). If the leak check compound(s) are detected, call a task leader and likely resample. Note if a call, text, Teams chat, or email was sent. **If you mark Y in these columns, follow up action is required.**
7. 1st attempt at replicate taken at 1307. Replicate sample varied too greatly from primary and rejected.
8. 2nd replicate taken at 1436. H&P indicated this sample matched the primary and would be the new primary, with the original primary sampled at 1226 to become replicate. This sample later failed QC, and was rejected
9. 3rd replicate taken at 1540. This matched the primary taken at 1226, and was named SG-145-15 REP after passing QC

SOIL GAS SAMPLING RECORD - MOBILE LABORATORY

Project Name/Location: Former Ford Aeronutronics Facility
Sampler(s): Lab A - Bobby Stangl / Mike Herriford
Lab B - Loc N80 / Mike Herriford
Leak check compound(s) used: DFA, 1,1-Difluoroethane
Apply leak check compound after completing the shut in test and before purging and sampling

Project Number: 862397102.01.10
Mobile Laboratory: H&P

	Sampling Point ID	Sample Date	Shut-In Test[1] Start Time	Shut-In Test[1] Start Vacuum	Shut-In Test[1] End Time	Shut-In Test[1] End Vacuum	Purging: Calculated One Purge Volume (ml)	Conditions[2]	# of Purge Volumes	Purge Rate[3] (ml/min)	Total Volume Purged (ml)	Vacuum[4] (in H2O)	Purge Start Time	Purge End Time	Sampling: Container Type[5]	Container Size (ml or L)	Sampling Start Time	Sampling End Time	QA checklist[6]: TCE/PCE greater in shallow probe (Y/N)	Leak check detected? (Y/N)	Call lab in discuss? (Y/N)	Lab
REP@1043	PSG-01-93-5	9/23/22	0918	>100	0919	>100	3351.78	REP @1043	3	200	10055.34	-70	0919	1010	GS	50 x2	1010	1010	N	N	N	A
	PSG-01-93-13.5	9/23/22	0918	>100	0919	>100	2114.72	NA	3	200	6344.16	-10	0919	0951	GS	50 x2	0951	0951	N	Y	Y	A
	PSG-01-94-5	9/23/22	0936	>100	0937	>100	4176.78		3	200	12530.34	-45	0937	1040	GS	50 x2	1107	1107	N	Y	Y	B
REP@1040	PSG-01-94-13	9/23/22	0936	>100	0937	>100	1512.49	REP @1040	3	200	4537.47	-5	0937	1000	GS	50 x2	1000	1000	N	N	N	B
	PSG-01-95-5	9/23/22	1025	>100	1026	>100	2232.18	NA	3	200	6696.54	-10	1026	1100	GS	50 x2	1105	1105	N	N	N	A
NF	PSG-01-95-11.5	9/23/22	1025	>100	1026	>100	2155.79	NF	3	200	6469.38	-100	1026	—	—	—	—	—	NA	NA	N	NF
RS	PSG-01-93-13.5	9/23/22	1045	>100	1046	>100	2114.72	See QA, RS	3	200	6344.16	-10	1046	1118	GS	50 x2	1146	1146	N	N	N	A
NF	PSG-01-96-5	9/23/22	1131	>100	1132	>100	2477.14	NF WWB	3	200	7431.43	-100	1132	—	—	—	—	—	NA	NA	N	NF
RS 1426	PSG-01-96-12	9/23/22	1131	>100	1132	>100	2583.02	RS 1250 RS 1426	3	200	7749.07	-5	1132	1211	GS	50 x2	1213	1213	NA	N	N	A
RS	PSG-01-94-5	9/23/22	1149	>100	1150	>100	4176.78	NA	3	200	12530.34		1150	1252	GS	50 x2	1458	1458	NA	N	N	B
NF	PSG-01-97-5	9/23/22	1206	>100	1207	>100	2426.78	NF	3	200	7280.34	-100	1207	—	—	—	—	—	NA	NA	N	NF
	PSG-01-97-13.5	9/23/22	1206	>100	1207	>100	1364.72	NA	3	200	4094.16	-20	1207	1229	GS	50 x2	1229	1229	NA	N	N	A
NF	PSG-01-98-5	9/23/22	1243	>100	1244	>100	2451.78	NF	3	200	7355.34	-100	1244	—	—	—	—	—	NA	NA	N	NF
	PSG-01-98-13	9/23/22	1243	>100	1244	>100	1862.49	NA	3	200	5587.47	-10	1244	1312	GS	50 x2	1312	1312	NA	N	N	A
NF	PSG-01-99-5	9/23/22	1355	>100	1356	>100	3226.78	NF	3	200	9680.34	-100	1356	—	—	—	—	—	NA	N	N	NF
	PSG-01-99-13.5	9/23/22	1355	>100	1356	>100	2114.72	NA	3	200	6344.16	-10	1356	1430	GS	50 x2	1430	1430	NA	N	N	B
NF	PSG-01-100-5	9/23/22	1410	>100	1411	>100	2926.78	NF	3	200	8780.34	-100	1411	—	—	—	—	—	NA	NA	N	NF
	PSG-01-100-13.5	9/23/22	1410	>100	1411	>100	2364.72	NA	3	200	7094.16	-5	1411	1447	GS	50 x2	1449	1449	NA	N	N	A
	PSG-01-101-5	9/23/22	1444	>100	1445	>100	2551.78	NA	3	200	7655.34	Ø	1445	1524	GS	50 x2	1526	1526	N	N	N	A
	PSG-01-101-13.5	9/23/22	1444	>100	1445	>100	2489.72	NA	3	200	7469.16	Ø	1445	1523	GS	50 x2	1529	1529	N	N	N	B

1. Evaluate the system to a minimum measured vacuum of ~100 inches of water using a purge pump. Observe the vacuum gauge connected to the system with a "T" fitting for at least one minute
2. Specify conditions such as no flow (NF), water in well box (WWB), or replicate sample collected (REP), RS - resample
3. Maintain flow rates between 100 and 200 ml/min during purging and sampling
4. Maintain vacuums less than 100 inches of water during purging and sampling
5. Specify type of sample tool such as glass syringe (GS), tedlar bag (TB), or Summa canister (SC).
6. If the concentration of TCE and/or PCE concentration is higher in the shallow probe than the deep probe, call a task leader (Heidi, Isabella, Mac or Brian) and check depths with sound wire (PW). If the leak check compound(s) are detected, call a task leader and likely resample. Note if a call, text, Teams chat, or email was sent. If you mark Y in these columns, follow up action is required.

SOIL GAS SAMPLING RECORD - MOBILE LABORATORY

Project Name/Location: Former Ford Aeronutronics Facility
Sampler(s): Lab A: Bobby Stangl / Mike Herriford
Lab B: Loc Ngo / Mike Herriford
Leak check compound(s) used: DFA 1,1-Difluoroethane
Apply leak check compound after completing the shut-in test and before purging and sampling

Project Number: 862397102.01.10
Mobile Laboratory: H&P

Sampling Point ID	Sample Date	Shut-In Test[1] Start Time	Shut-In Test[1] Start Vacuum	Shut-In Test[1] End Time	Shut-In Test[1] End Vacuum	Purging: Calculated One Purge Volume (mL)	Purging: Conditions[2]	Purging: # of Purge Volumes	Purging: Purge Rate[3] (mL/min)	Purging: Total Volume Purged (mL)	Purging: Vacuum[4] (in H2O)	Purging: Purge Start Time	Purging: Purge End Time	Sampling: Container Type[5]	Sampling: Container Size (mL or L)	Sampling: Start Time	Sampling: End Time	QA checklist[6]: TCE/PCE greater in shallow probe (Y/N)	QA checklist[6]: Leak check detected? (Y/N)	QA checklist[6]: Call, text or discuss? (Y/N)
PSG-01-102-5	9/23/22	1501	>100	1502	>100	2426.78	NF	3	200	7280.34	-100	1502	—	—	—	—	—	NA	NA	N
PSG-01-102-14	9/23/22	1501	>100	1502	>100	1991.95	NF	3	200	5975.86	-100	1502	—	—	—	—	—	NA	NA	N
PSG-01-103-5	9/23/22	1511	>100	1512	>100	2926.78	NF	3	200	8780.34	-100	1512	—	—	—	—	—	NA	NA	N
PSG-01-103-15	9/23/22	1513	>100	1514	>100	1371.42	NF	3	200	4114.25	-100	1514	—	—	—	—	—	NA	NA	N
PSG-01-104-5	9/23/22	1552	>100	1553	>100	3226.78	NF	3	200	9680.34	-100	1553	—	—	—	—	—	NA	NA	N
PSG-01-104-13	9/23/22	1552	>100	1553	>100	2212.49	NF	3	200	6637.47	-100	1553	—	—	—	—	—	NA	NA	N
PSG-01-106-5	9/23/22	1618	>100	1619	>100	2826.78	NF	3	200	8480.34	-100	1619	—	—	—	—	—	NA	NA	N
PSG-01-106-13	9/23/22	1618	>100	1619	>100	2562.49	NA	3	200	7687.47	-100	1619	—	—	—	—	—	NA	NA	N

CWJ

1. Evacuate the system to a minimum measured vacuum of -100 inches of water using a purge pump. Observe the vacuum gauge connected to the system with a "T" fitting for at least one minute.
2. Specify conditions such as no flow (NF), water in well box (WIWB), or replicate sample collected (REP).
3. Maintain flow rates between 100 and 200 mL/min during purging and sampling.
4. Maintain vacuums less than 100 inches of water during purging and sampling.
5. Specify type of sample tool such as glass syringe (GS), tedlar bag (TB), or Summa canister (SC).
6. If the concentration of TCE and/or PCE concentration is higher in the shallow probe than the deep probe, call a task leader (Heidi, Isabella, Maor or Brian) and check depths with piano wire (PW). If the leak check compound(s) are detected, call a task leader and likely resample. Note if a call, text, Teams chat, or email was sent. If you mark Y in these columns, follow up action is required.

SOIL GAS SAMPLING RECORD - MOBILE LABORATORY

wsp

Project Name/Location: Former Ford Aeronutronics Facility
Sampler(s): Cameron White, Jose Arrellano (H&P), LOC Ngo
Recorder: Brianna Singh
Leak check compound(s) used: DFA
Apply leak check compound after completing the shut-in test and before purging and sampling.

Project Number: 8622397102.01.1D
Mobile Laboratory: H&P

Sampling Point ID	Sample Date	Shut-In Test[1] Start Time	Shut-In Test[1] Start Vacuum	Shut-In Test[1] End Time	Shut-In Test[1] End Vacuum	Purging: Calculated One Purge Volume (mL)	Purging: Conditions[2]	Purging: # of Purge Volumes	Purging: Purge Rate[3] (mL/min)	Purging: Total Volume Purged (mL)	Purging: Vacuum[4] (in H20)	Purging: Purge Start Time	Purging: Purge End Time	Sampling: Container Type[5]	Sampling: Container Size (mL or L)	Sampling: Start Time	Sampling: End Time	QA checklist[6]: TCE/PCE greater in shallow probe (Y/N)	QA checklist[6]: Leak check detected? (Y/N)	QA checklist[6]: Call, text or discuss? (Y/N)	Chemist
PSG-16-10-5	10/6/22	0821	~~0~~ 115 (BKS)	0822	115	1796.78	-	3	200	5390.34	0	0822	0849	GS	mL	0859	0859	N	N	N	Bobby
PSG-16-10-15	10/6/22	0821	115	0822	115	721.42	-	3	200	2164.25	0	0822	0833			0839	0839	N	N	N	Bobby
PSG-16-11-5	10/6/22	0836	115	0837	115	1796.78	-	3	200	5390.34	0	0838	0905			0907	0907	N	N	N	LOC
PSG-16-11-15	10/6/22	0834	115	0835	115	701.42	-	3	200	2104.25	-10	0835	0847			0848	0848	N	N	N	LOC
(BKS) PSG-16-07-5 ~~PSG-16-11-07~~	10/6/22	0857	115	0858	115	1796.78	-	3	200	5390.34	-5	0910	0937			0937	0937	N	N	N	LOC
PSG-16-07-15	10/6/22	0857	115	0858	115	721.42	-	3	200	2164.25	0	0910	0922			0922	0922	N	N	N	Bobby
PSG-16-06-5.5[7]	10/6/22	0945	115	0946	115	1799.01	-	3	200	5397.04	-5	0947	1014			1015	1015	-	Y	Y	Bobby
PSG-16-04-5[8]	10/6/22	0953	115	0954	115	1816.78	-	3	200	5450.34	0	0954	1024			1025	1025	-	Y	Y	LOC
(BKS) PSG-16-04-15	10/6/22	0953	115	0954	115	721.42	NF	3	200	2164.25	-100	0954	0957			—	—	-	-	-	-
Rep @ 1326 PSG-16-02-5	10/6/22	1024	115	1025	115	1796.78	~~REP~~ BKS	3	200	5390.34	0	1031	1057			1109	1109	-	N	N	Bobby
PSG-16-02-15	10/6/22	1024	115	1025	115	721.42	NF	3	200	2164.25	-90	1031	1034			—	—	-	-	-	
~~PSG-16~~ (BKS)																					
Rep @ 1326 SG-16-02-5	10/6/22	1225	115	1226	115	2026.78	-	3	200	6080.34	0	1229	1300			1300	1301	-	N	N	LOC
SG-16-02-13	10/6/22	1225	115	1226	115	587.49	NF	3	200	1762.47	-100	1229	1231			-	-	-	-	-	-
SG-72-5	10/6/22	1257	115	1258	115	3850.25	-	3	200	11550.76	0	1259	1357			1357	1357	N	N	N	LOC
SG-72-15	10/6/22	1257	115	1258	115	775.10	-	3	200	2325.31	0	1259	1311			1317	1317	N	N	N	Bobby
SG-23-5	10/6/22	1325	115	1326	115	3654.79	NF	3	200	10964.36	-90	1328	1330			—	—	—	—	—	-
Rep @ 14:12 SG-23-15[9]	10/6/22	1325	115	1326	115	775.10	REP	3	200	2325.31	-15 ~~0~~	1328	1340			1346	1346	-	N	N	Bobby
SG-16-01-5[10]	10/6/22	1349	115	1350	115	1876.78	-	3	200	5630.34	0	1352	1421			1422	1422[10]	-	N	N	LOC
SG-16-01-13	10/6/22	1349	115	1350	115	627.49	NF	3	200	1882.47	-100	1352	1354			—	—	-	-	-	-

1. Evacuate the system to a minimum measured vacuum of ~100 inches of water using a purge pump. Observe the vacuum gauge connected to the system with a "T" fitting for at least one minute.
2. Specify conditions such as no flow (NF), water in well box (WIWB), or replicate sample collected (REP).
3. Maintain flow rates between 100 and 200 mL/min during purging and sampling.
4. Maintain vacuums less than 100 inches of water during purging and sampling.
5. Specify type of sample tool such as glass syringe (GS), tedlar bag (TB), or Summa canister (SC).
6. If the concentration of TCE and/or PCE concentration is higher in the shallow probe than the deep probe, call a task leader (Heidi, Isabella, Madi or Brian) and check depths with piano wire (PW). If the leak check compound(s) are detected, call a task leader and likely resample. Note if a call, text, Teams chat, or email was sent. **If you mark Y in these columns, follow up action is required.**

7. Leak check detected. One tube volume (27 mL) purged. Resampled w/ DFA @ 1047. Failed again. 3 volumes purged after 30 min, then resampled with TFA @ 12:46. (Purged 12:18 to 12:45)
8. " @ 1048. No DFA detected in resample.
9. Leak check detection in replicate taken at 14:12. One tube volume purged, resampled rep @ 1443.
10. Machine error with sample. Run Resampled at 14:52.

SOIL GAS SAMPLING RECORD - MOBILE LABORATORY

wsp

Project Name/Location: Former Ford Aeronutronics Facility
Sampler(s): Cameron White, Jose Arzellano, Loc Ngo (H&P)
Recorder: Brianna Singh
Leak check compound(s) used: DFA
Apply leak check compound after completing the shut-in test and before purging and sampling.

Project Number: 8622397102.01.1D
Mobile Laboratory: H&P

Sampling Point ID	Sample Date	Shut-In Test[1]				Purging								Sampling				QA checklist[6]			
		Start		End										Container		Start	End				
		Time	Vacuum	Time	Vacuum	Calculated One Purge Volume (mL)	Conditions[2]	# of Purge Volumes	Purge Rate[3] (mL/min)	Total Volume Purged (mL)	Vacuum[4] (in H20)	Purge Start Time	Purge End Time	Type[5]	Size (mL or L)	Time	Time	TCE/PCE greater in shallow probe (Y/N)	Leak check detected? (Y/N)	Call, text or discuss? (Y/N)	
SG-16-03-5[8]	10/6/22	1425	115	1426	115	1876.78	-	3	200	5630.34	0	1426	1455	GS	mL	1503	1503[8]	-	N	N	Bobby
SG-16-03-16[7]	10/6/22	1425	115	1426	115	680.88	NF	3	200	2042.64	-55	1426	1428	GS	mL	-	-	-	-	-	-
Material Blank_09302022	10/6/22	-	-	-	-	-	-	-	-	-	-	-	-	-	-	0825	0825	-	-	-	Bobby

1. Evacuate the system to a minimum measured vacuum of ~100 inches of water using a purge pump. Observe the vacuum gauge connected to the system with a "T" fitting for at least one minute.
2. Specify conditions such as no flow (NF), water in well box (WIWB), or replicate sample collected (REP).
3. Maintain flow rates between 100 and 200 mL/min during purging and sampling.
4. Maintain vacuums less than 100 inches of water during purging and sampling.
5. Specify type of sample tool such as glass syringe (GS), tedlar bag (TB), or Summa canister (SC).
6. If the concentration of TCE and/or PCE concentration is higher in the shallow probe than the deep probe, call a task leader (Heidi, Isabella, Madi or Brian) and check depths with piano wire (PW). If the leak check compound(s) are detected, call a task leader and likely resample. Note if a call, text, Teams chat, or email was sent. **If you mark Y in these columns, follow up action is required.**
7. Water in probe and syringe during purge.
8. Machine error. Resampled at 1524.

SOIL GAS SAMPLING RECORD - MOBILE LABORATORY

Project Name/Location: Former Ford Aeronutronics Facility
Sampler(s): Casey Pulon

Project Number: 8022397102
Mobile Laboratory: HrP

Leak check compound(s) used: DFA
Apply leak check compound after completing the shut-in test and before purging and sampling.

Sampling Point ID	Sample Date	Shut-In Test[1] Start Time	Shut-In Test[1] Start Vacuum	Shut-In Test[1] End Time	Shut-In Test[1] End Vacuum	Purging: Calculated One Purge Volume (mL)	Purging: Conditions[2]	Purging: # of Purge Volumes	Purging: Purge Rate[3] (mL/min)	Purging: Total Volume Purged (mL)	Purging: Vacuum[4] (in H20)	Purging: Purge Start Time	Purging: Purge End Time	Sampling: Container Type[5]	Sampling: Container Size (mL or L)	Sampling: Start Time	Sampling: End Time	QA checklist[6]: TCE/PCE greater in shallow probe (Y/N)	QA checklist[6]: Leak check detected? (Y/N)	QA checklist[6]: Call, text or discuss? (Y/N)
PSG-01-06-15	9/6/22	09:24	>100	09:25	>100	756.42	N/A	3	200	2269.25	0	09:25	09:36	GS	50x2	09:36	09:36	N	N	N
PSG-01-06-5		09:24	>100	09:25	>100	2201.78	N/A			6605.34	0	09:25	09:58			09:58	09:58	N	N	N
PSG-01-04-15		10:16	>100	10:17	>100	1246.42	WIWB			3739.25	0	10:19	10:38			10:38	10:38	N	N	Y
PSG-01-04-5		10:16	>100	10:17	>100	2001.78	WIWB			6005.34	0	10:19	10:49			10:49	10:49	N	N	Y
PSG-01-04-5 REP		10:16	>100	10:17	>100	2001.78	WIWB REP			6005.34	0	10:19	10:49			11:19	11:19	N	N	N
PSG-01-02-15		12:15	>100	12:16	>100	1621.78	N/A			2561.75	0	12:16	12:30			12:30	12:30	N	N	N
PSG-01-02-5		12:15	>100	12:16	>100	916.42	N/A			6500.34	0	12:16	12:49			12:49	12:49	N	N	N
PSG-01-08-15		13:01	>100	13:02	>100	2306.78	N/A			2464.25	0	13:02	13:18			13:18	13:18	N	N	N
PSG-01-08-5		13:01	>100	13:02	>100	821.42	N/A			6920.34	0	13:02	13:38			13:38	13:38	N	N	N
resampled PSG-01-12-15		13:49	>100	13:50	>100	1121.42	WIWB			3364.25	0	13:50	14:06			14:06	14:06	N/A	Y	Y
PSG-01-12-5		13:49	>100	13:50	>100	1666.78	WIWB NF			5000.34	—	—	—			—	—	N/A	N/A	Y
PSG-01-10-15		14:23	>100	14:24	>100	1006.42	WIWB			3019.25	0	14:24	14:39			14:39	14:39	N	N	N
PSG-01-10-5		14:23	>100	14:24	>100	2376.78	WIWB			7130.34	0	14:24	15:00			15:00	15:00	N	N	N
PSG-01-12-15 RS		13:49	>100	13:50	>100	1121.42	WIWB			3364.25	0	13:50	14:06			15:22	15:22	N/A	N	N

1. Evacuate the system to a minimum measured vacuum of ~100 inches of water using a purge pump. Observe the vacuum gauge connected to the system with a "T" fitting for at least one minute.
2. Specify conditions such as no flow (NF), water in well box (WIWB), or replicate sample collected (REP).
3. Maintain flow rates between 100 and 200 mL/min during purging and sampling.
4. Maintain vacuums less than 100 inches of water during purging and sampling.
5. Specify type of sample tool such as glass syringe (GS), tedlar bag (TB), or Summa canister (SC).
6. If the concentration of TCE and/or PCE concentration is higher in the shallow probe than the deep probe, call a task leader (Heidi, Isabella, Madi or Brian) and check depths with piano wire (PW). If the leak check compound(s) are detected, call a task leader and likely resample. Note if a call, text, Teams chat, or email was sent. **If you mark Y in these columns, follow up action is required.**

SOIL GAS SAMPLING RECORD - MOBILE LABORATORY

Project Name/Location: Former Ford Aeronutronics Facility
Sampler(s): Casey Tolon

Project Number: 8622297102
Mobile Laboratory: W4P

Leak check compound(s) used: DFA
Apply leak check compound after completing the shut-in test and before purging and sampling.

Sampling Point ID	Sample Date	Shut-In Test[1] Start Time	Shut-In Test[1] Start Vacuum	Shut-In Test[1] End Time	Shut-In Test[1] End Vacuum	Purging: Calculated One Purge Volume (mL)	Purging: Conditions[2]	Purging: # of Purge Volumes	Purging: Purge Rate[3] (mL/min)	Purging: Total Volume Purged (mL)	Purging: Vacuum[4] (In H20)	Purging: Purge Start Time	Purging: Purge End Time	Sampling: Container Type[5]	Sampling: Container Size (mL or L)	Sampling: Start Time	Sampling: End Time	QA checklist[6]: TCE/PCE greater in shallow probe (Y/N)	QA checklist[6]: Leak check detected? (Y/N)	QA checklist[6]: Call, text or discuss? (Y/N)
PSG-01-14-15	09/12/22	09:13	>100	09:14	>100	1071.42	REP	3	200	3214.25	-5	09:16	09:32	GS	50 x 2	09:35	09:35	N	N	N
PSG-01-14-5		09:13	>100	09:14	>100	3081.78	N/A			9245.34	-10	09:16	10:04			10:04	10:04	N	N	N
PSG-01-14-15 REP		09:13	>100	09:14	>100	1071.42	REP			3214.25	-5	09:16	09:32			10:27	10:27	N	N	N
PSG-01-16-15		10:44	>100	10:45	>100	996.42	N/A			2989.25	-10	10:45	11:01			11:01	11:01	N	N	N
PSG-01-16-5		10:44	>100	10:45	>100	2976.78	N/A			6260.34	-20	10:45	11:25			11:25	11:25	N	N	N
PSG-01-18-15		11:35	>100	11:36	>100	1061.42	WIWB			3184.25	-5	11:36	11:53			11:53	11:53	N	N	N
PSG-01-18-5		11:35	>100	11:36	>100	2106.78	WIWB			6320.34	-5	11:36	12:10			12:10	12:10	N	N	N
PSG-01-20-15		12:56	>100	12:57	>100	846.42	N/A			2539.25	-10	12:58	13:10			13:30	13:30	N	N	N
PSG-01-20-5		12:56	>100	12:57	>100	2186.78	N/A			6560.34	-10	12:58	13:30			13:55	13:55	N	N	N
PSG-01-22-15		14:08	>100	14:09	>100	906.42	N/A			2719.25	-10	14:09	14:22			14:22	14:22	N	N	N
PSG-01-22-5		14:08	>100	14:09	>100	2086.78	N/A			6260.34	-10	14:09	14:42			14:42	14:42	N	N	N
PSG-01-24-15		14:54	>100	14:55	>100	871.42	WIWB			2614.25	-5	14:55	15:09			15:09	15:09	N/A	N	N
PSG-01-24-5		14:54	>100	14:55	>100	2246.78	NF			6740.34	-100	14:55	—			—	—	N/A	N/A	N
PSG-01-26-15		15:24	>100	15:25	>100	1371.42	WIWB			4114.25	-5	15:25	15:47			15:47	15:47	N/A	N/A	Y

1. Evacuate the system to a minimum measured vacuum of ~100 inches of water using a purge pump. Observe the vacuum gauge connected to the system with a "T" fitting for at least one minute.
2. Specify conditions such as no flow (NF), water in well box (WIWB), or replicate sample collected (REP).
3. Maintain flow rates between 100 and 200 mL/min during purging and sampling.
4. Maintain vacuums less than 100 inches of water during purging and sampling.
5. Specify type of sample tool such as glass syringe (GS), tedlar bag (TB), or Summa canister (SC).
6. If the concentration of TCE and/or PCE concentration is higher in the shallow probe than the deep probe, call a task leader (Heidi, Isabella, Madi or Brian) and check depths with piano wire (PW). If the leak check compound(s) are detected, call a task leader and likely resample. Note if a call, text, Teams chat, or email was sent. **If you mark Y in these columns, follow up action is required.**

wood.

SOIL GAS SAMPLING RECORD - MOBILE LABORATORY

Project Name/Location: Ford Newport Beach
Sampler(s): Mohin Mahmoudi / Mike Ferriford
Project No.: 8622397102.01.1D
Mobile Laboratory: H&P

	Sampling Point ID	Sample Date	Shut-In Test[1] Start Time	Shut-In Test[1] Start Vacuum	Shut-In Test[1] End Time	Shut-In Test[1] End Vacuum	Calculated One Purge Volume (mL)	# of Purge Volumes	Purging: Purge Rate[2] (mL/min)	Total Volume Purged (mL)	Vacuum[3] (in H_2O)	1,1-Difluoroethane DFA Leak Check Compound[4]	Purge Start Time	Purge End Time	Sampling: Container Glass Syringe Type	Container 50mL Size	Start Time	End Time	
DFA Hit →	PSG-10-2-5	08/15/22	8:21	100	8:22	100	2051.78	3	200	6155.34	<10	DFA hit	8:23	8:54			8:59	8:59	X — VOID
DFA Hit →	PSG-10-2-15	08/15/22	8:21	100	8:22	100	471.42	3	200	1414.25	<10	DFA hit	8:23	8:31			8:31	8:31	X — VOID
DFA Hit →	PSG-10-4-5	08/15/22	9:06	100	9:07	100	2026.78	3	200	6080.34	<10	DFA hit	9:08	9:39			10:20	10:20	X — VOID
DFA Hit →	PSG-10-4-15	08/15/22	9:06	100	9:07	100	521.42	3	200	1564.25	<10	DFA hit	9:08	9:16			9:19	9:19	X — VOID
2nd sample →	PSG-10-2-15	08/15/22	8:21	100	8:22	100	2051.78	3	200	6155.34	<10	✓	8:23	8:54			9:45	9:45	
2nd sample →	PSG-10-2-5	08/15/22	10:44	100	10:45	100	471.42	3	200	1414.25	<10	✓	8:23	8:31			10:02	10:02	
RER@12:55 →	PSG-10-6-5	08/15/22	10:44	100	10:45	100	2094.89	3	200	6284.68	20	✓	10:46	11:17			11:50	11:50	
2nd sample →	PSG-10-6-15	08/15/22	9:06	100	9:07	100	775.10	3	200	2325.31	20	✓	10:46	10:58			10:59	10:59	
	PSG-10-4-15	08/15/22	9:06	100	9:07	100	521.42	3	200	1564.25	<10	DFA hit	9:08	9:16			10:45	10:45	- Second DFA
	PSG-10-4-5	08/15/22	11:29	100	11:30	100	2026.78	3	200	6080.34	<15	✓	9:08	9:39			11:20	11:20	
	PSG-10-7-5	08/15/22	11:29	100	11:30	100	2094.89	3	200	6284.68	<10	✓	11:31	12:03			13:15	13:15	
	PSG-10-7-15	08/15/22	13:04	100	13:05	100	775.10	3	200	2325.31	<10	✓	11:31	11:43			12:53	12:53	
	PSG-10-9-5	08/15/22	13:04	100	13:05	100	1931.78	3	200	5795.34	<10	✓	13:06	13:35			13:54	13:54	
	PSG-10-9-15	08/15/22	14:06	100	14:07	100	521.42	3	200	1564.25	<10	✓	13:06	13:14			13:36	13:36	
WIWB	PSG-10-11-5	08/15/22	14:06	100	14:07	100	1941.78	3	200	5825.82	<10	✓	14:08	14:38			14:50	14:50	
	PSG-10-11-15	08/15/22	14:06	100	14:07	100	541.42	3	200	1624.25	<10	✓	14:08	14:16			14:16	14:16	

Notes:

1. Evacuate the system to a minimum measured vacuum of ~100 inches of water using a purge pump. Observe the vacuum gauge connected to the system with a "T"-fitting for at least one minute or longer.
2. Flow rates between 100 and 200 mL/min should be maintained during purging and sampling.
3. Vacuums less than 100 inches of water should be maintained during purging and sampling.
4. Leak check compound is IPA. Apply leak check compound after completing the shut-in test and before purging and sampling.
5. WIWB = Water in well box
6. NF = No Flow

wood.

SOIL GAS SAMPLING RECORD - MOBILE LABORATORY

Project Name/Location: Ford Newport Beach
Sampler(s): Mobin Mahmoudi / Mike Aerriford
Project No.: 8622397102.01.1D
Mobile Laboratory: H&P

Sampling Point ID	Sample Date	Shut-In Test[1] Start Time	Shut-In Test[1] Start Vacuum	Shut-In Test[1] End Time	Shut-In Test[1] End Vacuum	Purging: Calculated One Purge Volume (mL)	# of Purge Volumes	Purge Rate[2] (mL/min)	Total Volume Purged (mL)	Vacuum[3] (in H_2O)	Leak Check Compound[4] (DFA ~~n-pentane~~ ~~n-hexane~~ ~~n-heptane~~)	Purge Start Time	Purge End Time	Sampling: Container Glass syringe Type	Container 50 mL Size	Start Time	End Time
NF SG-132-5	08/16/22	8:12	100	8:13	100	1816.78	3	100	5450.34	—	—	~~8:14~~	~~8:42~~			—	— NF
SG-132-15	08/16/22	8:12	100	8:13	100	521.42	3	200	1564.25	<10	✓	8:14	8:22			8:23	8:23
PSG-10-13-5	08/16/22	9:00	100	9:01	100	1941.78	3	200	5825.34	<10	✓	9:02	9:32			9:33	9:33
WIWB REP@10:12 PSG-10-13-15	08/16/22	9:00	100	9:01	100	521.42	3	200	1564.25	<10	✓	9:02	9:10			9:10	9:10
PSG-10-15-5	08/16/22	9:19	100	9:20	100	2081.78	3	200	6245.35	<10	✓	9:21	9:53			10:36	10:36
PSG-10-15-15	08/16/22	9:19	100	9:20	100	521.42	3	200	1564.25	<10	✓	9:21	9:29			9:53	9:53
PSG-10-17-5	08/16/22	10:08	100	10:09	100	1941.78	3	200	5825.34	<10	✓	10:10	10:40			11:16	11:16
PSG-10-17-15	08/16/22	10:08	100	10:09	100	521.42	3	200	1564.25	<10	✓	10:10	10:18			10:55	10:55
PSG-10-18-5	08/16/22	11:13	100	11:14	100	1941.78	3	200	5825.34	<10	✓	11:15	11:45			12:04	12:09
PSG-10-18-10.5	08/16/22	11:13	100	11:14	100	521.33	3	200	1563.99	<10	✓	11:15	11:23			11:40	11:40
PSG-10-19-5	08/16/22	12:57	100	12:58	100	1941.78	3	200	5825.34	<10	✓	12:59	13:29			13:34	13:34
PSG-10-19-15	08/16/22	12:57	100	12:58	100	521.42	3	200	1564.25	<10	✓	12:59	13:07			13:08	13:08
PSG-10-20-5	08/16/22	13:39	100	13:40	100	1836.78	3	200	5510.34	<10	✓	13:41	14:09			14:34	14:34
PSG-10-20-15	08/16/22	13:39	100	13:40	100	521.42	3	200	1564.25	<10	✓	13:41	13:49			14:04	14:04

Notes:
1. Evacuate the system to a minimum measured vacuum of ~100 inches of water using a purge pump. Observe the vacuum gauge connected to the system with a "T"-fitting for at least one minute or longer.
2. Flow rates between 100 and 200 mL/min should be maintained during purging and sampling.
3. Vacuums less than 100 inches of water should be maintained during purging and sampling.
4. Leak check compound is IPA. Apply leak check compound after completing the shut-in test and before purging and sampling.
5. WIWB = water in well box
6. NF = No Flow

wood.

SOIL GAS SAMPLING RECORD - MOBILE LABORATORY

Project Name/Location: Ford Newport Beach
Sampler(s): Mobin Mahmoudi/ Justin Vanderpool
Project No.: 8622397102.01.10
Mobile Laboratory: H&P Geochemistry

	Sampling Point ID	Sample Date	Shut-In Test[1] Start Time	Shut-In Test[1] Start Vacuum	Shut-In Test[1] End Time	Shut-In Test[1] End Vacuum	Purging: Calculated One Purge Volume (mL)	# of Purge Volumes	Purge Rate[2] (mL/min)	Total Volume Purged (mL)	Vacuum[3] (in H_2O)	Leak Check Compound[4] (DFA ~~n-pentane~~ ~~n-hexane~~ ~~n-heptane~~)	Purge Start Time	Purge End Time	Sampling: Container Glass Syringe Type	Container 50 mL Size	Start Time	End Time
	PSG-10-22-S	08/17/22	8:08	100	8:09	100	1941.78	3	200	5825.34	<10	✓	8:10	8:40			8:39	8:39
	PSG-10-22-15	08/17/22	8:08	100	8:09	100	521.42	3	200	1564.25	<10	✓	8:10	8:18			8:18	8:18
REP@9:55	PSG-10-23-S	08/17/22	8:53	100	8:54	100	2081.78	3	200	6243.34	<10	✓	8:55	9:27			9:25	9:25
	PSG-10-23-15	08/17/22	8:53	100	8:54	100	521.42	3	100	1564.25	40	✓	8:55	9:10			9:12	9:12
WIWB	PSG-10-24-S	08/17/22	9:57	100	9:58	100	1816.78	3	200	5450.34	<10	✓	9:59	10:27			10:28	10:28
	PSG-10-24-9.5	08/17/22	9:57	100	9:58	100	496.87	3	200	1490.60	<10	✓	9:59	10:07			10:07	10:07
	PSG-10-25-S	08/17/22	10:44	100	10:45	100	2094.89	3	200	6284.68	<10	✓	10:46	11:18			11:19	11:19
NF	PSG-10-25-15	08/17/22	10:44	100	10:45	100	521.42	3	—	1564.25	—	—	—	—			—	— NF
	PSG-10-27-S	08/17/22	12:11	100	12:12	100	1816.78	3	200	5450.34	<10	✓	12:13	12:41			12:44	12:44
	PSG-10-27-15	08/17/22	12:11	100	12:12	100	521.42	3	200	1564.25	<10	✓	12:13	12:21			12:23	12:23
	PSG-10-28-S	08/17/22	13:34	100	13:35	100	1941.78	3	200	5825.34	<10	✓	13:36	14:06			14:16	14:16
	PSG-10-28-15	08/17/22	13:34	100	13:35	100	521.42	3	200	1564.25	<10	✓	13:36	13:44			13:45	13:45
	PSG-10-29-S	08/17/22	14:26	100	14:27	100	1941.78	3	200	5825.34	<10	✓	14:28	14:58			15:08	15:08
	PSG-10-29-15	08/17/22	14:26	100	14:27	100	521.42	3	200	1564.25	<10	✓	14:28	14:36			14:38	14:38

Notes:

1. Evacuate the system to a minimum measured vacuum of −100 inches of water using a purge pump. Observe the vacuum gauge connected to the system with a "T"-fitting for at least one minute or longer.
2. Flow rates between 100 and 200 mL/min should be maintained during purging and sampling.
3. Vacuums less than 100 inches of water should be maintained during purging and sampling.
4. Leak check compound is IPA. Apply leak check compound after completing the shut-in test and before purging and sampling.
5. WIWB = Water in well box
6. NF = No Flow

wood.

SOIL GAS SAMPLING RECORD - MOBILE LABORATORY

Project Name/Location: Ford Newport Beach
Sampler(s): Mobin Mahmoudi / Justin Vanderness
Project No.: 8622397102.01.10
Mobile Laboratory: H&P Geochemistry

	Sampling Point ID	Sample Date	Shut-In Test[1] Start Time	Shut-In Test[1] Start Vacuum	Shut-In Test[1] End Time	Shut-In Test[1] End Vacuum	Purging: Calculated One Purge Volume (mL)	# of Purge Volumes	Purge Rate[2] (mL/min)	Total Volume Purged (mL)	Vacuum[3] (in H_2O)	Leak Check Compound[4] (DFA ~~n-pentane~~ ~~n-hexane~~ ~~n-heptane~~)	Purge Start Time	Purge End Time	Sampling: Container Glass syringe Type	Container 50mL Size	Start Time	End Time
	PSG-10-31-5	08/18/22	7:38	100	7:39	100	1941.78	3	200	5825.34	<10	✓	7:40	8:10			8:11	8:11
	PSG-10-31-15	08/18/22	7:38	100	7:39	100	521.42	3	200	1564.25	<10	✓	7:40	7:48			7:49	7:49
REP@9:33 →	PSG-10-32-5	08/18/22	8:20	100	8:21	100	1976.78	3	200	5930.34	<10	✓	8:22	8:52			9:10	9:10
	PSG-10-32-15	08/18/22	8:20	100	8:21	100	536.42	3	200	1609.25	14	✓	8:22	8:31			8:43	8:43
	PSG-10-34-5	08/18/22	9:41	100	9:42	100	1936.78	3	200	5810.34	<10	✓	9:43	10:13			10:14	10:14
	PSG-10-34-15	08/18/22	9:41	100	9:42	100	601.42	3	200	1804.25	<10	✓	9:43	9:53			9:54	9:54
	PSG-10-36-5	08/18/22	10:23	100	10:24	100	2026.78	3	200	6080.34	20	✓	10:25	10:56			10:57	10:57
WIWB ←	PSG-10-36-15	08/18/22	10:23	100	10:24	100	601.42	3	100	1804.25	40	✓	10:25	10:44			10:45	10:45
	PSG-10-38-5	08/18/22	11:54	100	11:55	100	1936.78	3	200	5810.34	<10	✓	11:56	12:26			12:28	12:28
	PSG-10-38-15	08/18/22	11:54	100	11:55	100	601.42	3	200	1804.25	<10	✓	11:56	12:06			12:07	12:07
	PSG-10-40-5	08/18/22	12:38	100	12:39	100	1991.78	3	200	5975.34	<10	✓	12:40	13:10			13:11	13:11
	PSG-10-40-15	08/18/22	12:38	100	12:39	100	446.42	3	100	1339.25	30	✓	12:40	12:54			12:56	12:56

Notes:
1. Evacuate the system to a minimum measured vacuum of −100 inches of water using a purge pump. Observe the vacuum gauge connected to the system with a "T"-fitting for at least one minute or longer.
2. Flow rates between 100 and 200 mL/min should be maintained during purging and sampling.
3. Vacuums less than 100 inches of water should be maintained during purging and sampling.
4. Leak check compound is IPA. Apply leak check compound after completing the shut-in test and before purging and sampling.
5. WIWB = Water in well box
6. NF = No Flow

wood.

SOIL GAS SAMPLING RECORD - MOBILE LABORATORY

Project Name/Location: Ford Newport Beach
Sampler(s): Mobin Mahmoudi / Mike Hartford
Project No.: 8622397102.01.1D
Mobile Laboratory: M&P Geochemistry

Sampling Point ID	Sample Date	Shut-In Test[1] Start Time	Shut-In Test[1] Start Vacuum	Shut-In Test[1] End Time	Shut-In Test[1] End Vacuum	Purging: Calculated One Purge Volume (mL)	# of Purge Volumes	Purge Rate[2] (mL/min)	Total Volume Purged (mL)	Vacuum[3] (in H_2O)	Leak Check Compound[4] (DFA ~~n-pentane~~ ~~n-hexane~~ ~~n-heptane~~)	Purge Start Time	Purge End Time	Sampling: Container Type (Glass syringe)	Container Size (50mL)	Start Time	End Time
PSG-10-41-5	08/23/22	7:58	100	7:59	100	2046.78	3	200	6140.34	<10	✓	8:00	8:31			8:32	8:32
PSG-10-41-15	08/23/22	7:58	100	7:59	100	466.42	3	200	1399.25	<10	✓	8:00	8:07			8:13	8:13
PSG-10-42-5	08/23/22	8:31	100	8:32	100	1851.78	3	200	5555.34	<10	✓	8:33	9:01			9:27	9:27
PSG-10-42-15	08/23/22	8:21	100	8:22	100	486.42	3	200	1459.25	<10	✓	8:23	8:31			8:49	8:49
PSG-10-44-5	08/23/22	8:52	100	8:53	100	1941.78	3	200	5825.34	<10	✓	8:54	9:34			10:06	10:06
PSG-10-44-15	08/23/22	8:43	100	8:44	100	521.42	3	200	1564.25	<10	✓	8:45	8:53			9:48	9:48
PSG-10-45-5	08/23/22	9:31	100	9:32	100	1941.78	3	200	5825.34	<10	✓	9:33	10:03			11:10	11:10
PSG-10-45-15	08/23/22	9:31	100	9:32	100	521.42	3	200	1564.25	<10	✓	9:33	9:41			10:27	10:27
PSG-10-47-5	08/23/22	10:13	100	10:14	100	1941.78	3	200	5825.34	<10	✓	10:15	10:45			12:33	12:33
PSG-10-47-15	08/23/22	10:13	100	10:14	100	521.42	3	100	1564.25	80	✓	10:15	10:31			12:08	12:08
PSG-10-49-5	08/23/22	12:50	100	12:51	100	2149.42	3	200	6448.27	<10	✓	12:52	13:25			13:27	13:27
PSG-10-49-15	08/23/22	12:50	100	12:51	100	521.42	3	200	1564.25	<10	✓	12:52	13:00			13:02	13:02
PSG-10-51-5	08/23/22	13:38	100	13:39	100	1846.78	3	200	5540.34	<10	✓	13:40	14:08			14:20	14:20
PSG-10-51-15	08/23/22	13:38	100	13:39	100	551.42	3	200	1654.25	<10	✓	13:40	13:49			13:52	13:52

WIWB
REP @ 9:06

WIWB
REP @ 10:50

WIWB

Notes:

1. Evacuate the system to a minimum measured vacuum of ~100 inches of water using a purge pump. Observe the vacuum gauge connected to the system with a "T"-fitting for at least one minute or longer.
2. Flow rates between 100 and 200 mL/min should be maintained during purging and sampling.
3. Vacuums less than 100 inches of water should be maintained during purging and sampling.
4. Leak check compound is IPA. Apply leak check compound after completing the shut-in test and before purging and sampling.
5. WIWB = Water In Well Box
6. NF = No Flow

wood.

SOIL GAS SAMPLING RECORD - MOBILE LABORATORY

Project Name/Location: Ford Newport Beach
Sampler(s): Maria Valadunos / Mike

Project No.: 8022397102.01.1D
Mobile Laboratory: HEP

	Sampling Point ID	Sample Date	Shut-In Test[1] Start Time	Shut-In Test[1] Start Vacuum	Shut-In Test[1] End Time	Shut-In Test[1] End Vacuum	Calculated One Purge Volume (mL)	# of Purge Volumes	Purging: Purge Rate[2] (mL/min)	Purging: Total Volume Purged (mL)	Purging: Vacuum[3] (in H_2O)	Purging: Leak Check Compound[4] (DFA ~~n-pentane~~ ~~n-hexane~~ ~~n-heptane~~)	Purging: Purge Start Time	Purging: Purge End Time	Sampling: Container Type	Sampling: Container Size	Sampling: Start Time	Sampling: End Time
WIWB	PSG-10-52-5	8/24/22	0830	100	0831	100	2011.78	3	200	10035.34	<10		0832	0903	Glass Syringe	50mL	0903	0903
	PSG-10-52-15		0830		0831		576.42		200	1729.25	<10		0832	0841			0842	0842
	PSG-10-54-5		0859		0900		1920.78		200	5780.34	<10		0901	0930			0949	0949
REP@ 10:10	PSG-10-54-15		0849		0850		511.42		200	1534.25	<10		0851	0859			0920	0920
	SG-10-03A-10		1044		1045		999.10		200	2997.19	<10		1046	1101			1103	1103
	SG-10-03A-20		1044		1045		1443.73		200	4331.10	<10		1046	1108			1125	1125
	SG-10-03A-30		1107		1108		718.37		100	2155.10	10		1109	1120			1236	1236
	SG-10-03B-25		1245		1246		1016.05		200	3048.15	<10		1247	1303			1306	1306
	SG-10-03B-35		1245		1246		1060.68		200	3182.05	<10		1247	1303			1322	1322
	SG-10-03B-45		1307		1308		525.32		100	1575.96	<90		1309	1317			1339	1339

Notes:

1. Evacuate the system to a minimum measured vacuum of ~100 inches of water using a purge pump. Observe the vacuum gauge connected to the system with a "T"-fitting for at least one minute or longer.
2. Flow rates between 100 and 200 mL/min should be maintained during purging and sampling.
3. Vacuums less than 100 inches of water should be maintained during purging and sampling.
4. Leak check compound is IPA. Apply leak check compound after completing the shut-in test and before purging and sampling.
5. WIWB = water in well box
6. NF = No flow

Scanned with CamScanner

wood.

SOIL GAS SAMPLING RECORD - MOBILE LABORATORY

Project Name/Location: Ford Newport Beach
Sampler(s): Mobin Mahmoudi / Robert

Project No: 8622597102.01.10
Mobile Laboratory: H&P

	Sampling Point ID	Sample Date	Shut-In Test[1] Start Time	Shut-In Test[1] Start Vacuum	Shut-In Test[1] End Time	Shut-In Test[1] End Vacuum	Purging: Calculated One Purge Volume (mL)	# of Purge Volumes	Purge Rate[2] (mL/min)	Total Volume Purged (mL)	Vacuum[1] (In H_2O)	Leak Check Compound[4] (DFA ~~n-pentane n-hexane n-heptane~~)	Purge Start Time	Purge End Time	Sampling: Container Glass syringe Type	Container 50mL Size	Start Time	End Time
NF	PSG-11-1-5	08/25/22	8:12	100	8:18	100	2114.20	3	100	6342.59	40+	—	8:14	—			—	— NF
	PSG-11-1-14.5	08/25/22	8:09	100	8:10	100	772.87	3	100	2318.62	25	✓	8:11	8:35			8:36	8:36
NF	PSG-11-2-5	08/25/22	8:24	100	8:25	100	2114.20	3	100	6342.59	90	—	8:27	—			—	— NF
Resampled @ 10:22	PSG-11-2-15	08/25/22	8:23	100	8:24	100	775.10	3	200	2325.31	15	DFA Hit K	8:26	8:38			~~9:07~~	~~9:07~~ 10:22
WIWB	PSG-11-3-5	08/25/22	8:51	100	8:52	100	2114.20	3	200	6342.59	<10	✓	8:53	9:25			9:52	9:52
	PSG-11-3-15	08/25/22	8:51	100	8:52	100	775.10	3	200	2325.31	15	✓	8:53	9:05			9:27	9:27
Resampled @ 11:34	PSG-11-4-5	08/25/22	9:39	100	9:40	100	2114.20	3	200	6342.59	<10	✓	9:41	10:13			11:34	11:34
	PSG-11-4-15	08/25/22	9:39	100	9:40	100	775.10	3	200	2325.31	<10	✓	9:41	9:53			10:47	10:47
WIWB	PSG-11-5-5	08/25/22	11:16	100	11:17	100	2114.20	3	200	6342.59	<10	✓	11:18	11:50			12:00	12:00
NF	PSG-11-5-15	08/25/22	11:16	100	11:17	100	775.10	3	—	2325.31	—	—	11:18	—			—	— NF
	PSG-11-6-5	08/25/22	11:26	100	11:27	100	2114.20	3	200	6342.59	<10	✓	11:28	12:00			12:22	12:22
WIWB NF	PSG-11-6-15	08/25/22	11:26	100	11:27	100	775.10	3	—	2325.31	—	—	11:28	—			—	— NF
WIWB	PSG-11-7-5	08/25/22	12:10	100	12:11	100	2114.20	3	200	6342.59	<10	✓	12:12	12:44			12:47	12:47
NF	PSG-11-7-15	08/25/22	12:10	100	12:11	100	775.10	3	—	2325.31	—	—	—	—			—	— NF
WIWB	PSG-11-9-5	08/25/22	13:03	100	13:04	100	2114.20	3	200	6342.59	<10	✓	13:05	13:37			14:02	14:02
REP @ 13:38	PSG-11-9-15	08/25/22	12:34	100	12:35	100	775.10	3	200	2325.31	<10	✓	12:36	12:58			13:10	13:10

Notes:

1. Evacuate the system to a minimum measured vacuum of −100 inches of water using a purge pump. Observe the vacuum gauge connected to the system with a "T"-fitting for at least one minute or longer.
2. Flow rates between 100 and 200 mL/min should be maintained during purging and sampling.
3. Vacuums less than 100 inches of water should be maintained during purging and sampling.
4. Leak check compound is IPA. Apply leak check compound after completing the shut-in test and before purging and sampling.
5. WIWB = Water In well Box
6. NF = No Flow

wood.

SOIL GAS SAMPLING RECORD - MOBILE LABORATORY

Project Name/Location: Ford Newport Beach
Sampler(s): Mobin Mahmoudi / Robert

Project No.: 8622397102.01.10
Mobile Laboratory: HRP

Sampling Point ID	Sample Date	Shut-In Test[1] Start Time	Shut-In Test[1] Start Vacuum	Shut-In Test[1] End Time	Shut-In Test[1] End Vacuum	Purging: Calculated One Purge Volume (mL)	# of Purge Volumes	Purge Rate[2] (mL/min)	Total Volume Purged (mL)	Vacuum[3] (in H_2O)	DFA ~~n-pentane~~ ~~n-hexane~~ ~~n-heptane~~ Leak Check Compound[4]	Purge Start Time	Purge End Time	Sampling: Container Glass syringe Type	Container 50mL Size	Start Time	End Time
PSG-11-12-5	08/26/22	8:10	100	8:11	100	1881.78	3	200	5645.34	<10	✓	8:12	8:41			8:42	8:42
PSG-11-12-15	08/26/22	8:10	100	8:11	100	531.42	3	200	1594.25	<10	✓	8:12	8:20			8:20	8:20
PSG-11-13-5	08/26/22	8:29	100	8:30	100	1816.78	3	200	5450.34	<10	✓	8:31	8:59			9:25	9:25
PSG-11-13-15	08/26/22	8:29	100	8:30	100	601.42	3	200	1804.25	<10	✓	8:31	8:41			9:03	9:03
Resample@ 10:49 → PSG-11-14-5	08/26/22	9:09	100	9:10	100	1916.78	3	200	5750.34	<10	✓	9:11	9:40			10:02	10:02
PSG-11-14-15	08/26/22	9:09	100	9:10	100	626.42	3	200	1879.25	<10	✓	9:11	9:21			9:43	9:43
PSG-11-15-5	08/26/22	9:51	100	9:52	100	1966.78	3	200	5900.34	<10	✓	9:53	10:23			11:13	11:13
REP@ 11:34 → PSG-11-15-15	08/26/22	9:51	100	9:52	100	511.42	3	200	1534.25	<10	✓	9:53	10:01			10:24	10:24
PSG-11-16-5	08/26/22	10:55	100	10:56	100	1996.78	3	200	5990.34	<10	✓	10:57	11:27			12:29	12:29
PSG-11-16-15	08/26/22	10:55	100	10:56	100	621.42	3	200	1864.25	<10	✓	10:57	11:07			11:56	11:56
PSG-11-17-5	08/26/22	12:37	100	12:38	100	1916.78	3	200	5750.34	<10	✓	12:39	13:08			13:17	13:17
PSG-11-17-15	08/26/22	12:37	100	12:38	100	681.42	3	200	2044.25	<10	✓	12:39	12:50			12:56	12:56
PSG-11-18-5	08/26/22	12:51	100	12:52	100	2006.78	3	200	6020.34	<10	✓	12:53	13:24			14:01	14:01
PSG-11-18-15	08/26/22	12:51	100	12:52	100	731.42	3	200	2194.25	<10	✓	12:53	13:04			13:37	13:37

Notes:
1. Evacuate the system to a minimum measured vacuum of ~100 inches of water using a purge pump. Observe the vacuum gauge connected to the system with a "T"-fitting for at least one minute or longer.
2. Flow rates between 100 and 200 mL/min should be maintained during purging and sampling.
3. Vacuums less than 100 inches of water should be maintained during purging and sampling.
4. Leak check compound is IPA. Apply leak check compound after completing the shut-in test and before purging and sampling.
5. WWB = water in well Box
6. NF = No Flow

wood.

SOIL GAS SAMPLING RECORD - MOBILE LABORATORY

Project Name/Location: Ford Newport Beach
Sampler(s): Casey Polon
Project No.: 8622397.03.01.10
Mobile Laboratory: H&P

Sampling Point ID	Sample Date	Shut-In Test[1] Start Time	Shut-In Test[1] Start Vacuum	Shut-In Test[1] End Time	Shut-In Test[1] End Vacuum	Purging: Calculated One Purge Volume (mL)	Purging: # of Purge Volumes	Purging: Purge Rate[2] (mL/min)	Purging: Total Volume Purged (mL)	Purging: Vacuum[3] (in H_2O)	Purging: ~~n-pentane~~ ~~n-hexane~~ ~~n-heptane~~ DFA Leak Check Compound[4]	Purging: Purge Start Time	Purging: Purge End Time	Sampling: Container Type	Sampling: Container Size	Sampling: Start Time	Sampling: End Time
PSG-11-19-15	8/29/22	0843	120	0844	120	1906.78	3	200	5720.34	0	DFA	08:05	08:44	glass syringe	100 cc	0844	0844
PSG-11-19-15		0832	120	0834	120	551.42	3	200	1654.25	0		09:01	09:09			0909	0909
PSG-11-20-15		09:49	120	0950	120	641.42	3	200	1924.25	0		09:30	09:40			0951	0951
PSG-11-20-5		09:44	120	09:55	120	1931.78	3	200	5795.34	0		09:55	10:24			1024	1024
PSG-11-19-15-REP		0924	120	0925	120	551.42	3	200	1654.25	0		09:01	09:09			0926	0926
PSG-11-21-15		10:29	120	1030	120	641.42	3	200	1924.25	0		10:31	10:40			1040	1040
PSG-11-21-5		10:45	120	10:46	120	1956.78	3	200	5870.34	0		10:47	11:17			1117	1117
PSG-11-22-15		12:07	120	12:08	120	606.42	3	200	1819.25	0		12:09	12:20			1220	1220
PSG-11-22-5		12:11	120	12:12	120	2026.78	3	200	6080.34	0		12:20	12:51			1251	1251
PSG-11-23-15		12:56	120	12:57	120	406.42	3	200	1219.25	0		13:08	13:15			1315	1315
PSG-11-23-5		13:19	120	13:20	120	1821.78	3	200	5465.34	0		13:20	13:47			1347	1347
PSG-11-24-15		13:50	120	13:51	120	681.42	3	200	2044.25	0		13:57	14:08			1408	1408
PSG-11-24-5		14:11	120	14:12	120	1906.78	3	200	5720.34	0		14:12	14:42			1442	1442

Notes:

1. Evacuate the system to a minimum measured vacuum of ~100 inches of water using a purge pump. Observe the vacuum gauge connected to the system with a "T"-fitting for at least one minute or longer.
2. Flow rates between 100 and 200 mL/min should be maintained during purging and sampling.
3. Vacuums less than 100 inches of water should be maintained during purging and sampling.
4. Leak check compound is IPA. Apply leak check compound after completing the shut-in test and before purging and sampling.

wood.

SOIL GAS SAMPLING RECORD - MOBILE LABORATORY

Project Name/Location: Ford Newport Beach
Sampler(s): Casey Polan

Project No.: 8622397102
Mobile Laboratory: H+P

Sampling Point ID	Sample Date	Shut-In Test[1] Start Time	Shut-In Test[1] Start Vacuum	Shut-In Test[1] End Time	Shut-In Test[1] End Vacuum	Purging: Calculated One Purge Volume (mL)	# of Purge Volumes	Purge Rate[2] (mL/min)	Total Volume Purged (mL)	Vacuum[3] (in H_2O)	~~n-pentane~~ ~~n-hexane~~ ~~n-heptane~~ DFA Leak Check Compound[4]	Purge Start Time	Purge End Time	Sampling: Container Type	Container Size	Start Time	End Time
PSG-11-26-15	8/30/22	08:03	100	08:04	100	551.42	3	200	1654.25	0		08:05	08:14	glass syringe	50cc x2	08:29	08:29
PSG-11-26-5		08:03	100	08:04	100	1866.78			5600.34			08:05	08:33			08:55	08:55
PSG-11-27-15		08:47	100	08:48	100	551.42			1654.25			08:49	08:57			09:42	09:42
PSG-11-27-5		08:57	100	08:58	100	2006.78			6020.34			08:59	09:29			10:04	10:04
PSG-11-26-5-REP		09:18	>100	09:19	>100	1866.78			5600.34			08:05	08:33			09:26	09:26
PSG-11-28-15		10:06	100	10:07	100	576.42			1729.25			10:08	10:16			10:25	10:25
PSG-11-28-5		10:14	100	10:15	100	1926.78			5780.34			10:15	10:44			10:45	10:45
PSG-11-29-15		10:47	100	10:48	100	576.42			1729.25			10:49	10:58			11:09	11:09
PSG-11-29-5		10:54	100	10:55	100	1986.78			5960.34			10:55	11:25			11:36	11:36
PSG-11-30-15		11:40	100	11:41	100	576.42			1729.25			11:41	11:50			12:08	12:08
PSG-11-30-5		11:40	100	11:41	100	1891.78			5675.34			11:41	12:09			13:11	13:11
SG-40-15		13:23	100	13:24	100	775.10			2325.31			13:24	13:36			13:36	13:36
SG-40-5		13:22	100	13:24	100	2264.78			6794.35			13:24	14:00			1400	14:00

Notes:

1. Evacuate the system to a minimum measured vacuum of ~100 inches of water using a purge pump. Observe the vacuum gauge connected to the system with a "T"-fitting for at least one minute or longer.
2. Flow rates between 100 and 200 mL/min should be maintained during purging and sampling.
3. Vacuums less than 100 inches of water should be maintained during purging and sampling.
4. Leak check compound is IPA. Apply leak check compound after completing the shut-in test and before purging and sampling.

SOIL GAS SAMPLING RECORD - MOBILE LABORATORY

Project Name/Location: Former Ford Aeronutronics Facility
Sampler(s): Katherine Howe

Project Number: 8622397102.01.1D
Mobile Laboratory: H&P

Leak check compound(s) used: DFA
Apply leak check compound after completing the shut-in test and before purging and sampling.

Sampling Point ID	Sample Date	Shut-In Test[1] Start Time	Shut-In Test[1] Start Vacuum	Shut-In Test[1] End Time	Shut-In Test[1] End Vacuum	Purging: Calculated One Purge Volume (mL)	Purging: Conditions[2]	Purging: # of Purge Volumes	Purging: Purge Rate[3] (mL/min)	Purging: Total Volume Purged (mL)	Purging: Vacuum[4] (in H20)	Purging: Purge Start Time	Purging: Purge End Time	Sampling: Container Type[5]	Sampling: Container Size (mL or L)	Sampling: Start Time	Sampling: End Time	QA checklist[6]: TCE/PCE greater in shallow probe (Y/N)	QA checklist[6]: Leak check detected? (Y/N)	QA checklist[6]: Call, text or discuss? (Y/N)
SG-135-5	10/12/22	0808	110	0809	110	3177	–	3	200	9530	0	0809	0857	GS	50	0857	0857	Y	N	Y
SG-135-11	10/12/22	0808	110	0809	110	4354	–	3	200	13060	-95	0809	0915	GS	50	0915	0915	Y	N	Y
SG-135-5 resample	10/12/22	Resample due to surrogate issue in first sample												GS	50	0942	0942	NA	N	NA resample
SG-CT-02-5	10/12/22	1008	105	1009	105	1876	–	3	200	5630	-5	1009	1020	TB	500	1044	1044	N	N	N
REP SG-CT-02-16	10/12/22	1008	125	1009	125	725	–	3	200	2177	0	1009	1037	TB	500	1046	1046	N	N	N
SG-136-5	10/12/22	1136	115	1137	115	1351.8	–	3	200	4055.3	0	1137	1157	TB	500	1159	1159	Y	N	Y
SG-136-11.5	10/12/22	1136	115	1137	115	705.8	–	3	200	2117.4	0	1137	1148	TB	500	1153	1153	Y	N	Y
SG-121-5	10/12/22	1328	115	1329	115	2051.8	–	3	200	6155.3	-5	1330	1401	TB	500	1401	1401	N	N	N
SG-121-13.5	10/12/22	1328	115	1329	115	724.7	–	3	200	2174.2	0	1330	1341	TB	500	1341	1341	N	N	N

KH

1. Evacuate the system to a minimum measured vacuum of ~100 inches of water using a purge pump. Observe the vacuum gauge connected to the system with a "T" fitting for at least one minute.
2. Specify conditions such as no flow (NF), water in well box (WIWB), or replicate sample collected (REP).
3. Maintain flow rates between 100 and 200 mL/min during purging and sampling.
4. Maintain vacuums less than 100 inches of water during purging and sampling.
5. Specify type of sample tool such as glass syringe (GS), tedlar bag (TB), or Summa canister (SC).
6. If the concentration of TCE and/or PCE concentration is higher in the shallow probe than the deep probe, call a task leader (Heidi, Isabella, Madi or Brian) and check depths with piano wire (PW). If the leak check compound(s) are detected, call a task leader and likely resample. Note if a call, text, Teams chat, or email was sent. **If you mark Y in these columns, follow up action is required.**

*Tevlar bags only filled with 300 mL of vapor.
*Checked tubing depths for SG-135 + SG-136 and they were correct.

SOIL GAS SAMPLING RECORD - MOBILE LABORATORY

Project Name/Location: Former Ford Aeronutronics Facility
Sampler(s): Loc Ngo, Chemist: Robert Stangl
Recorder: Brianna Singh
Leak check compound(s) used: DFA
Apply leak check compound after completing the shut-in test and before purging and sampling.

Project Number: 8622397102.01.1D
Mobile Laboratory: H&P

Sampling Point ID	Sample Date	Shut-In Test[1] Start Time	Shut-In Test[1] Start Vacuum	Shut-In Test[1] End Time	Shut-In Test[1] End Vacuum	Purging: Calculated One Purge Volume (mL)	Purging: Conditions[2]	Purging: # of Purge Volumes	Purging: Purge Rate[3] (mL/min)	Purging: Total Volume Purged (mL)	Purging: Vacuum[4] (in H20)	Purging: Purge Start Time	Purging: Purge End Time	Sampling: Container Type[5]	Sampling: Container Size (mL or L)	Sampling: Start Time	Sampling: End Time	QA checklist[6]: TCE/PCE greater in shallow probe (Y/N)	QA checklist[6]: Leak check detected? (Y/N)	QA checklist[6]: Call, text or discuss? (Y/N)
SG-162-4.5	9/27/22	0851	125	0852	125	3529.55	WIWB	3	200	10588.65	BKS ~~200~~ 10	0853	0946	glass syringe	50 mL	0946	0946	–	N	N
SG-162-9	9/27/22	0855	125	0857	125	519.63	NF, WIWB	3	200	1558.90	60	0908	0910			–	–	–	–	–
REP @ 1006 SG-149-5	9/27/22	0930	125	0931	125	2314.28	REP WIWB	3	200	6942.84	0	0931	1006			1007	1007	–	N	N
SG-152-5	9/27/22	1031	125	1032	125	2264.78	NF	3	200	6794.35	80	1036	1038			–	–	–	–	–
SG-152-12.5	9/27/22	1027	125	1028	125	763.95	–	3	200	2291.84	5	1029	1041			1042	1042	–	N	N
SG-151-5	9/27/22	1059	125	1100	125	2264.78	NF	3	200	6794.35	>100	1100	1105			–	–	–	N	N
SG-151-12.5	9/27/22	1120	125	1121	125	763.95	–	3	200	2291.84	25	1122	1134			1136	1136	–	N	N
SG-148-4.5	9/27/22	1205	125	1206	125	3399.55	NF	3	200	10198.65	BKS ~~100~~ >100	1207	1210			–	–	–	N	N
SG-148-11	9/27/22	1159	125	1200	125	703.56	–	3	200	2110.68	0	1200	1211			1211	1211	–	N	N
SG-147-5	9/27/22	1256	125	1257	125	1636.78	WIWB	3	200	4910.34	20	1258	1323			1323	1323	N	N	N
SG-147-15	9/27/22	1256	125	1257	125	526.42	WIWB	3	200	1579.25	0	1258	1306			1306	1307	N	N	N
SG-14-5	9/27/22	1343	125	1344	125	3654.79	–	3	200	10964.36	0	1344	1439			1439	1439	N	N	N
SG-14-15	9/27/22	1343	125	1344	125	775.10	–	3	200	2325.31	0	1344	1356			1356	1356	N	N	N
SG-150-5	9/27/22	1501	125	1502	125	2264.78	–	3	200	6794.35	0	1503	1537			1537	1537	N	N	N
SG-150-14.5	9/27/22	1501	125	1502	125	772.87	–	3	200	2318.62	0	1503	1515			1515	1515	N	N	N

1. Evacuate the system to a minimum measured vacuum of ~100 inches of water using a purge pump. Observe the vacuum gauge connected to the system with a "T" fitting for at least one minute.
2. Specify conditions such as no flow (NF), water in well box (WIWB), or replicate sample collected (REP).
3. Maintain flow rates between 100 and 200 mL/min during purging and sampling.
4. Maintain vacuums less than 100 inches of water during purging and sampling.
5. Specify type of sample tool such as glass syringe (GS), tedlar bag (TB), or Summa canister (SC).
6. If the concentration of TCE and/or PCE concentration is higher in the shallow probe than the deep probe, call a task leader (Heidi, Isabella, Madi or Brian) and check depths with piano wire (PW). If the leak check compound(s) are detected, call a task leader and likely resample. Note if a call, text, Teams chat, or email was sent. **If you mark Y in these columns, follow up action is required.**

SOIL GAS SAMPLING RECORD - MOBILE LABORATORY

Project Name/Location: Former Ford Aeronutronics Facility
Sampler(s): Justin Vandeerwal, Robert Stangl
Recorder: Brianna Singh
Leak check compound(s) used: DFA
Apply leak check compound after completing the shut-in test and before purging and sampling.

Project Number: 8622397102.01.1D
Mobile Laboratory: H&P

Sampling Point ID	Sample Date	Shut-In Test[1] Start Time	Shut-In Test[1] Start Vacuum (in. H_2O)	Shut-In Test[1] End Time	Shut-In Test[1] End Vacuum (in. H_2O)	Purging: Calculated One Purge Volume (mL)	Purging: Conditions[2]	Purging: # of Purge Volumes	Purging: Purge Rate[3] (mL/min)	Purging: Total Volume Purged (mL)	Purging: Vacuum[4] (in H20)	Purging: Purge Start Time	Purging: Purge End Time	Sampling: Container Type[5]	Sampling: Container Size (mL or L)	Sampling: Start Time	Sampling: End Time	QA checklist[6]: TCE/PCE greater in shallow probe (Y/N)	QA checklist[6]: Leak check detected? (Y/N)	QA checklist[6]: Call, text or discuss? (Y/N)
PSG-01-107-5	9/26/22	0921	110	0922	110	2477.14	NF/WIWB	3	200	7431.43	60	0922	0923	glass syringe	50 mL	–	–	–	–	–
PSG-01-107-13	9/26/22	0921	110	0922	110	2754.17	NF/WIWB		200	8262.51	60	0922	0924			–	–	–	–	–
PSG-01-108-5	9/26/22	0941	110	0942	110	3326.78	NF/WIWB		200	9980.34	60	0942	0943			–	–	–	–	–
PSG-01-108-13	9/26/22	0941	110	0942	110	2212.49	NF/WIWB		200	6637.47	60	0942	0944			–	–	–	–	–
PSG-01-111-5	9/26/22	0954	110	0955	110	2826.78	NF/WIWB		200	8480.34	60	0955	0956			–	–	–	–	–
PSG-01-111-12.5	9/26/22	0954	110	0955	110	2168.09	NF/WIWB		200	6504.26	60	0955	0957			–	–	–	–	–
PSG-01-112-5	9/26/22	1009	110	1010	110	2616.78	WIWB		200	7850.34	60 65	1010	1050			1052	1052	–	N	N
PSG-01-112-11.5	9/26/22	1009	110	1010	110	2692.29	NF/WIWB		200	8076.88	60	1010	1050			–	–	–	–	–
SG-146-5	9/26/22	1109	110	1110	110	2461.78	–		200	7385.34	0	1109	1146			1200	1200	N	N	N
SG-146-15	9/26/22	1109	110	1110	110	526.42	–		200	1579.25	35	1110	1120			1121	1121	N	N	N
SG-160-22.5	9/26/22	1133	110	1134	110	644.89	–		200	1934.67	40	1134	1144			1145	1145	N	N	N
SG-145-5	9/26/22	1217	110	1218	110	1976.78	WIWB		200	5930.34	5	1218	1248			1249	1249	N	N	N
REP @1307 SG-145-15[7,9]	9/26/22	1217	110	1218	110	461.42	REP, WIWB		200	1384.25	5	1218	1225			1226	1226	N	N	N
REP @1540 SG-60-5	9/26/22	1326	110	1327	110	1891.781	–		200	5675.34	0	1327	1356			1356	1356	N	N	N
SG-60-15	9/26/22	1326	110	1327	110	581.4153	–		200	1744.25	10	1327	1336			1336	1336	N	N	N
SG-129-5	9/26/22	1417	110	1418	110	2121.78	–		200	6365.34	0	1418	1450			1450	1450			
SG-129-15	9/26/22	1417	110	1418	110	626.42	NF		200	1879.25	75	1418	1420			–	–			
SG-145-15[8]	9/26/22	1435	110	1436	110	–	–	–	–	–	–	–	–			1436	1436			

1. Evacuate the system to a minimum measured vacuum of ~100 inches of water using a purge pump. Observe the vacuum gauge connected to the system with a "T" fitting for at least one minute.
2. Specify conditions such as no flow (NF), water in well box (WIWB), or replicate sample collected (REP).
3. Maintain flow rates between 100 and 200 mL/min during purging and sampling.
4. Maintain vacuums less than 100 inches of water during purging and sampling.
5. Specify type of sample tool such as glass syringe (GS), tedlar bag (TB), or Summa canister (SC).
6. If the concentration of TCE and/or PCE concentration is higher in the shallow probe than the deep probe, call a task leader (Heidi, Isabella, Madi or Brian) and check depths with plano wire (PW). If the leak check compound(s) are detected, call a task leader and likely resample. Note if a call, text, Teams chat, or email was sent. **If you mark Y in these columns, follow up action is required.**
7. 1st attempt at replicate taken at 1307. Replicate sample varied too greatly from primary and rejected.
8. 2nd replicate taken at 1436. H&P indicated this sample matched the primary and would be the new primary, with the original primary sampled at 1226 to become replicate. This sample later failed QC, and was rejected
9. 3rd replicate taken at 1540. This matched the primary taken at 1226, and was named SG-145-15 REP after passing QC

SOIL GAS SAMPLING RECORD - MOBILE LABORATORY

wsp

Project Name/Location: Former Ford Aeronutronics Facility
Sampler(s): Mike Herrifford, Chemist: Loc Ngo
Recorder: Brianna Singh
Leak check compound(s) used: DFA, TFA
Apply leak check compound after completing the shut-in test and before purging and sampling.

Project Number: 8622397102.01.1D
Mobile Laboratory: H&P

Sampling Point ID	Sample Date	Shut-In Test[1] Start Time	Shut-In Test[1] Start Vacuum	Shut-In Test[1] End Time	Shut-In Test[1] End Vacuum	Purging: Calculated One Purge Volume (mL)	Purging: Conditions[2]	Purging: # of Purge Volumes	Purging: Purge Rate[3] (mL/min)	Purging: Total Volume Purged (mL)	Purging: Vacuum[4] (in H20)	Purging: Purge Start Time	Purging: Purge End Time	Sampling: Container Type[5]	Sampling: Container Size (mL or L)	Sampling: Start Time	Sampling: End Time	QA checklist[6]: TCE/PCE greater in shallow probe (Y/N)	QA checklist[6]: Leak check detected? (Y/N)	QA checklist[6]: Call, text or discuss? (Y/N)
SG-139-5 (7)	9/30/2022	0804	110	0805	110	901.78	–	3	200	2705.34	0	0807	0821	GS	50 mL	0905	0905	N	N	N
SG-139-15 (8)	9/30/22	0804	110	0805	110	546.42	REP	3	200	1639.25	0	0807	0816			0822	0822	N	N	N
SG-CT-01-5	9/30/22	0901	110	0902	110	1816.78	–	3	200	5450.34	0	0902	0930			1059	1059	N	N	N
SG-CT-01-16	9/30/22	0846	110	0847	110	700.88	REP	3	200	2102.64	0	0847	0858			1038	1038	N	N	N
SG-128-5	9/30/22	0944	110	0945	110	1796.78	–	3	200	5390.34	0	0945	1012			1208	1208	N	N	N
SG-128-15	9/30/22	0944	110	0945	110	721.42	–	3	200	2164.25	0	0945	0956			1145	1145	N	N	N
SG-CAL-01A-5 (9)	9/30/22	1258	110	1259	110	2477.14	–	3	200	7431.43	0	1300	1338			1343	1343	N	Y	Y
SG-CAL-01A-15	9/30/22	1118	110	1119	110	1539.61	–	3	200	4618.82	0	1238 ~~1120~~	1302 ~~1141~~			1320 ~~1145~~	1320 ~~1145~~	N	N	N
SG-CAL-01A-25	9/30/22	1236	110	1237	110	1176.41	–	3	200	3529.23	10	1238	1255			1255	1255	N	N	N
SG-CT-03-15 (10)	9/30/22	1334	110	1335	110	705.88	–	3	200	2117.64	0	1333	1344			–	–	N	N	N
SG-CT-03-5 (10)	9/30/22	1349	110	1350	110	2126.78	–	3	200	6380.34	0	1351	1423			–	–	N	N	N
SG-CAL-01A-5 (11)	9/30/22	1443	110	1444	110	2477.14	–	3	200	7431.43	0	1444	1522			1523	1523	N	N	N

dilution @ 0907
Rep @ 0935
rep @ 1235

1. Evacuate the system to a minimum measured vacuum of ~100 inches of water using a purge pump. Observe the vacuum gauge connected to the system with a "T" fitting for at least one minute.
2. Specify conditions such as no flow (NF), water in well box (WIWB), or replicate sample collected (REP).
3. Maintain flow rates between 100 and 200 mL/min during purging and sampling.
4. Maintain vacuums less than 100 inches of water during purging and sampling.
5. Specify type of sample tool such as glass syringe (GS), tedlar bag (TB), or Summa canister (SC).
6. If the concentration of TCE and/or PCE concentration is higher in the shallow probe than the deep probe, call a task leader (Heidi, Isabella, Madi or Brian) and check depths with piano wire (PW). If the leak check compound(s) are detected, call a task leader and likely resample. Note if a call, text, Teams chat, or email was sent. **If you mark Y in these columns, follow up action is required.**

7. SG-139-5 resampled at 10:20. 1st sample was diluted and yield reportable results. 2nd ran without dilution.
8. SG-139-15 ran without dilution in 1st sampling. Resampled w/ dilution at 0907 due to high TCE concentration
9. Leak check detected. One tube volume purged and probe resampled at 1433. Leak check detected again. 3 purge volumes purged from 14:44 to 15:22 and probe resampled with TFA at 15:23.
10. SG-CT-03 probes purged, but due to leak check, there was no time to sample these.
11. TFA detected. This sample reported.

SOIL GAS SAMPLING RECORD - MOBILE LABORATORY

Project Name/Location: Former Ford Aeronutronics Facility
Sampler(s): Jose Arellano (H+P), Cameron White (H+P)
Recorder: Brianna Singh (WSP)
Leak check compound(s) used: DFA
Apply leak check compound after completing the shut-in test and before purging and sampling.

Project Number: 8622397102.01.1D
Mobile Laboratory: H&P

Sampling Point ID	Sample Date	Shut-In Test[1] Start Time	Shut-In Test[1] Start Vacuum	Shut-In Test[1] End Time	Shut-In Test[1] End Vacuum	Purging: Calculated One Purge Volume (mL)	Conditions[2]	# of Purge Volumes	Purge Rate[3] (mL/min)	Total Volume Purged (mL)	Vacuum[4] (in H20)	Purge Start Time	Purge End Time[7]	Sampling: Container Type[5]	Container Size (mL or L)	Start Time	End Time	QA checklist[6]: TCE/PCE greater in shallow probe (Y/N)	Leak check detected? (Y/N)	Call, text or discuss? (Y/N)
SG-179-5	9/29/22	0916	115	0917	115	1901.78	NF	3	200	5705.34	70	0921	0923	GS	50 mL	-	-	-	-	N
REP @ 1133 SG-179-11	9/29/22	0916	115	0917	115	1403.56	REP	3	200	4210.68	0	0921	0943	↓	↓	0944	0944	-	N	N
SG-156-5	9/29/22	1020	115	1021	115	2626.78	-	3	200	8780.34	15	1021	1105	↓	↓	1106	1109	N	N	N
SG-156-15	9/29/22	1020	115	1021	115	1341.42	-	3	200	4024.25	0	1021	1042	↓	↓	1043	1043	N	N	N
SG-130-5	9/29/22	1147	115	1148	115	2226.78	NF	3	200	6680.34	95	1149	1151	↓	↓	-	-	-	-	N
SG-130-15	9/29/22	1147	115	1148	115	991.42	-	3	200	2974.25	0	1149	1204	↓	↓	1205	1206	-	N	N
SG-137-5	9/29/22	1305	115	1306	115	1336.78	WIWB	3	200	4010.34	0	1309	1330	↓	↓	1339	1339	N	N	N
SG-137-15	9/29/22	1305	115	1306	115	546.42	WIWB	3	200	1639.25	0	1309	1318	↓	↓	1318	1318	N	N	N
SG-128-5[8]	9/29/22	1417	115	1418	115	1796.78	-	3	200	5390.34	0	1416	1444	↓	↓	1452	1452	N	N	N
SG-128-15[8]	9/29/22	1417	115	1418	115	721.42	-	3	200	2164.25	0	1416	1427	↓	↓	1428	1428	N	N	N
SG-137-15[9]	9/29/22	1358	115	1359	115	-	-	-	-	0	-	-	-	↓	↓	1400	1400	N	N	N
SG-137-5[10]	9/29/22	1552	115	1553	115	-	-	1 GS	-	1 GS	-	1554	1554	↓	↓	1555	1555	N	N	N

1. Evacuate the system to a minimum measured vacuum of ~100 inches of water using a purge pump. Observe the vacuum gauge connected to the system with a "T" fitting for at least one minute.
2. Specify conditions such as no flow (NF), water in well box (WIWB), or replicate sample collected (REP).
3. Maintain flow rates between 100 and 200 mL/min during purging and sampling.
4. Maintain vacuums less than 100 inches of water during purging and sampling.
5. Specify type of sample tool such as glass syringe (GS), tedlar bag (TB), or Summa canister (SC).
6. If the concentration of TCE and/or PCE concentration is higher in the shallow probe than the deep probe, call a task leader (Heidi, Isabella, Madi or Brian) and check depths with piano wire (PW). If the leak check compound(s) are detected, call a task leader and likely resample. Note if a call, text, Teams chat, or email was sent. **If you mark Y in these columns, follow up action is required.**
7. Lab technicians purging exact times as on WSP-provided list. Time rounded up to next minute is recorded here.
8. SG-128-5 and SG-128-15 unreportable due to QC standard corruption. To be resampled on 9-30-22.
9. Replicate of SG-137-15 taken at 1400. Primary failed internal QC due to standard corruption. The sample taken at 1400 becomes primary.
10. SG-137-5 resampled due to standard corruption and tested using different set of unmixed QC standards.

SOIL GAS SAMPLING RECORD - MOBILE LABORATORY

Project Name/Location: Former Ford Aeronutronics Facility
Sampler(s): LOC NGO, Chemist: Robert Stangl
Recorder: Brianna Singh
Leak check compound(s) used: DFA
Apply leak check compound after completing the shut-in test and before purging and sampling.

Project Number: 8622397102.01.1D
Mobile Laboratory: H&P

Sampling Point ID	Sample Date	Shut-In Test[1] Start Time	Shut-In Test[1] Start Vacuum	Shut-In Test[1] End Time	Shut-In Test[1] End Vacuum	Purging: Calculated One Purge Volume (mL)	Purging: Conditions[2]	Purging: # of Purge Volumes	Purging: Purge Rate[3] (mL/min)	Purging: Total Volume Purged (mL)	Purging: Vacuum[4] (in H20)	Purging: Purge Start Time	Purging: Purge End Time	Sampling: Container Type[5]	Sampling: Container Size (mL or L)	Sampling: Start Time	Sampling: End Time	QA checklist[6]: TCE/PCE greater in shallow probe (Y/N)	QA checklist[6]: Leak check detected? (Y/N)	QA checklist[6]: Call, text or discuss? (Y/N)
SG-163-4.5	9/28/22	0910	~~0~~ 125 (BG)	0911	~~0~~ 125 (BG)	3199.55	WIWB	3	200	9598.65	0	0913	1001	glass syringe	50 mL	1001	1001	N	N	N
SG-163-12	9/28/22	0910	125	0911	125	1708.02	WIWB	3	200	5124.07	0	0913	0939			0940	0940	N	N	N
SG-153-5	9/28/22	0946	125	0947	125	2264.78	-	3	200	6794.35	45	0949	~~1021~~ 1023 (BG)			~~1005~~ 1044 (BG)	1044	N	N	N
SG-153-11.5	9/28/22	1008	125	1009	125	759.48	-	3	200	2278.45	~~45~~ 0 (BG)	1009	1021			1021	1021	N	N	N
SG-155-5	9/28/22	1038	125	1039	125	2126.78	-	3	200	6380.34	0	1039	1111			1111	1111	N	N	N
SG-155-9.5	9/28/22	~~1118~~ 1122	125	~~1119~~ 1123	125	681.87	-	3	200	2045.60	0	1123	1134			1135	1135	N	N	N
SG-158-5.5	9/28/22	1159	125	1200	125	919.01	WIWB	3	200	2757.04	30	1200	1214			1214	1214	-	N	N
SG-158-10.5	9/28/22	1154	125	1155	125	681.33	NF WIWB	3	200	2043.99	100	1155	1157			-	-	-	-	N
SG-158-5.5[7]	9/28/22	1319	30	1320	30	-	WIWB	-	-	-	-	-	-			1320	1321	N	N	N
REP @ 1440 SG-181-5	9/28/22	1342	125	1343	125	1851.78	REP	3	200	5555.34	25	1343	1411			1411	1411	N	N	N
SG-181-10.5	9/28/22	1339	125	1340	125	876.33	NF	3	200	2628.99	100	1341	1343			-	-	-	-	N
SG-180-5	9/28/22	1348	125	1349	125	1901.78	NF	3	200	5705.34	7100	1349	1351			-	-	-	-	N
SG-180-11	9/28/22	1351	125	1352	125	1553.56	NF	3	200	4660.68	7100	1352	1354			-	-	-	-	N
BKS SG-182-11	9/28/22	1428	125	1429	125	903.56	~~BSR~~ BKS	3	200	2710.68	0	1429	1443			1506	1506	-	N	N
SG-182-21	9/28/22	1425	125	1424	125	2848.20	NF	3	200	8544.59	7100	1426	1428			-	-	-	-	N
SG-182-11[8]	9/28/22	1526	125	1527	125	-	-	-	-	-	-	-	-			1528	1528	-	N	N

1. Evacuate the system to a minimum measured vacuum of ~100 inches of water using a purge pump. Observe the vacuum gauge connected to the system with a "T" fitting for at least one minute.
2. Specify conditions such as no flow (NF), water in well box (WIWB), or replicate sample collected (REP).
3. Maintain flow rates between 100 and 200 mL/min during purging and sampling.
4. Maintain vacuums less than 100 inches of water during purging and sampling.
5. Specify type of sample tool such as glass syringe (GS), tedlar bag (TB), or Summa canister (SC).
6. If the concentration of TCE and/or PCE concentration is higher in the shallow probe than the deep probe, call a task leader (Heidi, Isabella, Madi or Brian) and check depths with piano wire (PW). If the leak check compound(s) are detected, call a task leader and likely resample. Note if a call, text, Teams chat, or email was sent. **If you mark Y in these columns, follow up action is required.**

7. SG-158-5.5 resampled due to failed QC in 1st attempt at 1214. No additional purge required.
8. SG-182-11 resampled instead of replicated due to failed internal QC. No additional purge required.

SOIL GAS SAMPLING RECORD - MOBILE LABORATORY

wsp

Project Name/Location: Former Ford Aeronutronics Facility
Sampler(s): Log Myo H&P
Recorder: Brianna Singh
Leak check compound(s) used: DFA
Apply leak check compound after completing the shut-in test and before purging and sampling.

Project Number: 8622397102.01.1D
Mobile Laboratory: H&P

Sampling Point ID	Sample Date	Shut-In Test[1] Start Time	Shut-In Test[1] Start Vacuum	Shut-In Test[1] End Time	Shut-In Test[1] End Vacuum	Purging: Calculated One Purge Volume (mL)	Purging: Conditions[2]	Purging: # of Purge Volumes	Purging: Purge Rate[3] (mL/min)	Purging: Total Volume Purged (mL)	Purging: Vacuum[4] (in H20)	Purging: Purge Start Time	Purging: Purge End Time	Sampling: Container Type[5]	Sampling: Container Size (mL or L)	Sampling: Start Time	Sampling: End Time	QA checklist[6]: TCE/PCE greater in shallow probe (Y/N)	QA checklist[6]: Leak check detected? (Y/N)	QA checklist[6]: Call, text or discuss? (Y/N)
SG-CT-03-5	10/3/22	1140	125	1140	125	2126.78	–	3	200	6380.34	0	1141	1213	GS	mL	1309	1310			
SG-CT-03-16 (gap 1240)	10/3/22	1140	125	1140	125	705.88	REP	3	200	2117.64	0	1141	1152			1225	1225			
SG-173-5	10/3/22	13:55	125	13:56	125	2851.78	–	3	200	8555.34	0	1356	1439			1442	1442			
SG-173-15	10/3/22	13:55	125	13:56	125	~~4114.25~~ 1371.42 (RES)	–	3	200	4114.25	0	1356	1417			1417	1417			
SG-174-5[7]	10/3/22	14:50	125	14:51	125	2381.78	–	3	200	7145.34	0	14:51	1528			1539	1539			
SG-174-15	10/3/22	14:32	125	14:33	125	621.42	–	3	200	1864.25	0	14:33	14:45			1513	1513			
SG-174-5	10/3/22	16:00	125	16:01	125	—	—	—	—	—	—	—	—			1602	1602			

1. Evacuate the system to a minimum measured vacuum of ~100 inches of water using a purge pump. Observe the vacuum gauge connected to the system with a "T" fitting for at least one minute.
2. Specify conditions such as no flow (NF), water in well box (WIWB), or replicate sample collected (REP).
3. Maintain flow rates between 100 and 200 mL/min during purging and sampling.
4. Maintain vacuums less than 100 inches of water during purging and sampling.
5. Specify type of sample tool such as glass syringe (GS), tedlar bag (TB), or Summa canister (SC).
6. If the concentration of TCE and/or PCE concentration is higher in the shallow probe than the deep probe, call a task leader (Heidi, Isabella, Madi or Brian) and check depths with piano wire (PW). If the leak check compound(s) are detected, call a task leader and likely resample. Note if a call, text, Teams chat, or email was sent. **If you mark Y in these columns, follow up action is required.**
7. Fails internal QC. Resampled at 16:02.

SOIL GAS SAMPLING RECORD - MOBILE LABORATORY

wsp

Project Name/Location: Former Ford Aeronutronics Facility
Sampler(s): Log Myo H&P
Recorder: Brianna Singh
Leak check compound(s) used: DFA
Apply leak check compound after completing the shut-in test and before purging and sampling.

Project Number: 8622397102.01.1D
Mobile Laboratory: H&P

Sampling Point ID	Sample Date	Shut-In Test[1] Start Time	Shut-In Test[1] Start Vacuum	Shut-In Test[1] End Time	Shut-In Test[1] End Vacuum	Purging: Calculated One Purge Volume (mL)	Purging: Conditions[2]	Purging: # of Purge Volumes	Purging: Purge Rate[3] (mL/min)	Purging: Total Volume Purged (mL)	Purging: Vacuum[4] (in H20)	Purging: Purge Start Time	Purging: Purge End Time	Sampling: Container Type[5]	Sampling: Container Size (mL or L)	Sampling: Start Time	Sampling: End Time	QA checklist[6]: TCE/PCE greater in shallow probe (Y/N)	QA checklist[6]: Leak check detected? (Y/N)	QA checklist[6]: Call, text or discuss? (Y/N)
SG-CT-03-5	10/3/22	1140	125	1140	125	2126.78	–	3	200	6380.34	0	1141	1213	GS	mL	1309	1310			
SG-CT-03-16 (gap 1240)	10/3/22	1140	125	1140	125	705.88	REP	3	200	2117.64	0	1141	1152			1225	1225			
SG-173-5	10/3/22	13:55	125	13:56	125	2851.78	–	3	200	8555.34	0	1356	1439			1442	1442			
SG-173-15	10/3/22	13:55	125	13:56	125	~~4114.25~~ 1371.42 (RES)	–	3	200	4114.25	0	1356	1417			1417	1417			
SG-174-5[7]	10/3/22	14:50	125	14:51	125	2381.78	–	3	200	7145.34	0	14:51	1528			1539	1539			
SG-174-15	10/3/22	14:32	125	14:33	125	621.42	–	3	200	1864.25	0	14:33	14:45			1513	1513			
SG-174-5	10/3/22	16:00	125	16:01	125	—	—	—	—	—	—	—	—			1602	1602			

1. Evacuate the system to a minimum measured vacuum of ~100 inches of water using a purge pump. Observe the vacuum gauge connected to the system with a "T" fitting for at least one minute.
2. Specify conditions such as no flow (NF), water in well box (WIWB), or replicate sample collected (REP).
3. Maintain flow rates between 100 and 200 mL/min during purging and sampling.
4. Maintain vacuums less than 100 inches of water during purging and sampling.
5. Specify type of sample tool such as glass syringe (GS), tedlar bag (TB), or Summa canister (SC).
6. If the concentration of TCE and/or PCE concentration is higher in the shallow probe than the deep probe, call a task leader (Heidi, Isabella, Madi or Brian) and check depths with piano wire (PW). If the leak check compound(s) are detected, call a task leader and likely resample. Note if a call, text, Teams chat, or email was sent. **If you mark Y in these columns, follow up action is required.**
7. Fails internal QC. Resampled at 16:02.

SOIL GAS SAMPLING RECORD - MOBILE LABORATORY

Project Name/Location: Former Ford Aeroautronics Facility
Sampler(s): Bobby Stangl, Mike Herriford
Wood: Chrissie Nims
Leak check compound(s) used: DFA, 1,1-Difluoroethane
Apply leak check compound after completing the shut-in test and before purging and sampling

Project Number: B622397202.01.10
Mobile Laboratory: H&P

Sampling Point ID	Sample Date	Shut-In Test[1] Start Time	Shut-In Test[1] Start Vacuum	Shut-In Test[1] End Time	Shut-In Test[1] End Vacuum	Purging: Calculated One Purge Volume (mL)	Purging: Conditions[2]	Purging: # of Purge Volumes	Purging: Purge Rate[3] (mL/min)	Purging: Total Volume Purged (mL)	Purging: Vacuum[4] (in H_2O)	Purging: Purge Start Time	Purging: Purge End Time	Sampling: Container Type[5]	Sampling: Container Size (mL or L)	Sampling: Start Time	Sampling: End Time	QA checks[6]: TCE/PCE greater in shallow probe (Y/N)	QA checks[6]: Leak check detected? (Y/N)	QA checks[6]: Call, text or discuss? (Y/N)
SG-52-5	9/24/22	0812	>100	0813	>100	3459.32	see QA notes	3	200	10377.95	-5	0813	0906	GS	50 x2	0906	0906	N	Y	Y tel PM
SG-52-14.5	9/24/22	0812	>100	0813	>100	772.87	nasty	3	200	2318.62	-15	0813	0825	GS	50 x2	0825	0825	N	N	N
SG-53-5	9/24/22	0837	>100	0838	>100	3850.25	WWB	3	200	11550.76	-20	0838	0936	GS	50 x2	0939	0939	N	N	N
SG-53-15	9/24/22	0837	>100	0838	>100	775.10	WWB	3	200	2325.31	-15	0838	0850	GS	50 x2	0850	0850	N	N	N
RS @ 1130 SG-54-5	9/24/22	0923	>100	0924	>100	3850.25	AS 1130 WWB	3	200	11550.76	-40	0924	1022	GS	50 x2	1023	1023	N	N	N
SG-54-15	9/24/22	0923	>100	0924	>100	775.10	WWB	3	200	2325.31	-10	0924	0936	GS	50 x2	0956	0956	N	N	N
SG-56-5	9/24/22	1056	>100	1057	>100	3654.79	WWB	3	200	10964.36	-15	1057	1152	GS	50 x2	1152	1152	N	N	N
REP @ 1212 SG-56-15	9/24/22	1056	>100	1057	>100	775.10	REP 1212	3	200	2325.31	-5	1057	1109	GS	50 x2	1109	1109	N	N	N
RS SG-52-5	9/24/22	0941	>100	0942	>100	3459.32	RS	3	200	10377.95	Ø	0942	1034	GS	50 x2	1039	1039	N	N	N

1 Evacuate the system to a minimum measured vacuum of -100 inches of water using a purge pump. Observe the vacuum gauge connected to the system with a "T" fitting for at least one minute
2 Specify conditions such as no flow (NF), water in well box (WIWB), or replicate sample collected (REP)
3 Maintain flow rates between 100 and 200 mL/min during purging and sampling
4 Maintain vacuums less than 100 inches of water during purging and sampling
5 Specify type of sample tool such as glass syringe (GS), Tedlar bag (TB), or Summa canister (SC)
6 If the concentration of TCE and/or PCE concentration is higher in the shallow probe than the deep probe, call a task leader (Hindi, Isabella, Madi or Brian) and check depths with piano wire (PW). If the leak check compound(s) are detected, call a task leader and likely resample. Note if a call, text, Teams chat, or email was sent. If you mark Y in these columns, follow up action is required

SOIL GAS SAMPLING RECORD - MOBILE LABORATORY

wsp

Project Name/Location: Former Ford Aeronutronics Facility
Sampler(s): Ellen Smith

Project Number: 8622397102.01.1D
Mobile Laboratory: H&P

Leak check compound(s) used: DFA
Apply leak check compound after completing the shut-in test and before purging and sampling.

Sampling Point ID	Sample Date	Shut-In Test[1] Start Time	Shut-In Test[1] Start Vacuum	Shut-In Test[1] End Time	Shut-In Test[1] End Vacuum	Purging: Calculated One Purge Volume (mL)	Purging: Conditions[2]	Purging: # of Purge Volumes	Purging: Purge Rate[3] (mL/min)	Purging: Total Volume Purged (mL)	Purging: Vacuum[4] (in H20)	Purging: Purge Start Time	Purging: Purge End Time	Sampling: Container Type[5]	Sampling: Container Size (mL or L)	Sampling: Start Time	Sampling: End Time	QA checklist[6]: TCE/PCE greater in shallow probe (Y/N)	QA checklist[6]: Leak check detected? (Y/N)	QA checklist[6]: Call, text or discuss? (Y/N)	
SG-102A-7.5	10/7/2022	0830	125	0831	125	2275.94	WATER IN LINE	3	200	6827.82	WATER IN LINE DURING			PURGE SO DID NOT SAMPLE				NA	NA	NA	NO SAMPLE
SG-102A-15		0829	125	0830	125	775.10	WB DRY	3	200	2325.31	0	0839	0851	GLASS	50 cc	0852	0852	N	N	N	11:37
SG-176-5		1002	125	1003	125	1664.28	WATER IN WB	3	200	4992.84	0	1003	1028	"	"	1040	1040	N	N	N	24:57
SG-176-15		1001	125	1002	125	621.42	WATER IN WB	3	200	1864.25	0	1003	1013	"	"	1015	1015	N	N	N	9:19
SG-102A-15-REP		—	—	—	—	—	REP	—	—	—	—	—	—	GLASS	50 cc	0916	0916	N	N	N	REP
SG-177-5		1122	125	1123	125	1866.78	WB DRY	3	200	5600.34	0	1123	1152	"	"	1201	1201	N	N	N	28
SG-177-15		1122	125	1123	125	571.42	WB DRY	3	200	1714.25	0	1123	1132	"	"	1133	1133	N	N	N	8:34
SG-88-5 NO FLOW		1239	125	1240	125	3654.79	W/WB	3	200	10964.36	>100	1241	— NO	FLOW	—	NO	FLOW	—			54:49 NO FLOW
SG-37-5		1326	125	1328	125	2264.78	WB DRY	3	200	6794.35	~20	1328	1403	GLASS	50 cc	1433	1433	N	N	N	33:58
SG-37-15		1326	125	1328	125	775.10	TUBING < 6"	3	200	2325.31	~20	1328	1340	"	"	1341	1341	N	N	N	37
SG-37-15		—	—	—	—	—	—	—	—	—	—	—	—	"	"	1407	1407	NEEDED DUE TO LAB INTERFERENCE N	TO RE-SAMPLE N	N	

1. Evacuate the system to a minimum measured vacuum of >100 inches of water using a purge pump. Observe the vacuum gauge connected to the system with a "T" fitting for at least one minute.
2. Specify conditions such as no flow (NF), water in well box (WIWB), or replicate sample collected (REP).
3. Maintain flow rates between 100 and 200 mL/min during purging and sampling.
4. Maintain vacuums less than 100 inches of water during purging and sampling.
5. Specify type of sample tool such as glass syringe (GS), tedlar bag (TB), or Summa canister (SC).
6. If the concentration of TCE and/or PCE concentration is higher in the shallow probe than the deep probe, call a task leader (Heidi, Isabella, Madi or Brian) and check depths with plano wire (PW). If the leak check compound(s) are detected, call a task leader and likely resample. Note if a call, text, Teams chat, or email was sent. **If you mark Y in these columns, follow up action is required.**

SOIL GAS SAMPLING RECORD - MOBILE LABORATORY

wsp

Project Name/Location: Former Ford Aeronutronics Facility
Sampler(s): Ellen Smith - WSP

Project Number: 8622397102.01.1D
Mobile Laboratory: H&P

Leak check compound(s) used: DFA
Apply leak check compound after completing the shut-in test and before purging and sampling.

Sampling Point ID	Sample Date	Shut-In Test[1] Start Time	Shut-In Test[1] Start Vacuum	Shut-In Test[1] End Time	Shut-In Test[1] End Vacuum	Purging: Calculated One Purge Volume (mL)	Purging: Conditions[2]	Purging: # of Purge Volumes	Purging: Purge Rate[3] (mL/min)	Purging: Total Volume Purged (mL)	Purging: Vacuum[4] (in H20)	Purging: Purge Start Time	Purging: Purge End Time	Sampling: Container Type[5]	Sampling: Container Size (mL or L)	Sampling: Start Time	Sampling: End Time	QA checklist[6]: TCE/PCE greater in shallow probe (Y/N)	QA checklist[6]: Leak check detected? (Y/N)	QA checklist[6]: Call, text or discuss? (Y/N)	
SG-178-5	10182022	0829	125	0830	125	2941.78	WB DRY	3	200	8825.35	—	0830	STOPPED AT 0910 — WATER IN LINE — ~~0915~~	GLASS	50 cc			NO SAMPLE —	—	—	44:7 NO SAMPLE
SG-178-9.5	"	0829	"	0830	"	2194.70	WB DRY	3	200	6584.09	—	0830	STOPPED — WATER IN LINE — NO SAMPLE					—	—	—	32:55 NO SAMPLE
SG-142-5	"	0947	"	0948	"	1601.78	WIWB	3	200	4805.34	0	0949	1013	GLASS	50 cc	1023	1023	N	N	N	24:1
SG-142-15	"	0947	"	0948	"	546.42	WIWB	3	200	1639.25	0	0949	0957	"	"	0958	0958	N	N	N	8:11
SG-175-5	"	1117	"	1118	"	1776.78	WB DRY	3	200	5330.34	10	1118	1146	"	"	1151	1151	N	N	N	26:39
SG-175-15	"	1117	"	1118	"	621.42	WB DRY	3	200	1864.25	50	1118	1128	"	"	1129	1129	N	N	N	9:19
SG-142-5 REP	"	—	—	—	—	1601.78	—	3	—	4805.34	—	—	—	"	"	1044	1044	N	N	N	REP

1. Evacuate the system to a minimum measured vacuum of ~100 inches of water using a purge pump. Observe the vacuum gauge connected to the system with a "T" fitting for at least one minute.
2. Specify conditions such as no flow (NF), water in well box (WIWB), or replicate sample collected (REP).
3. Maintain flow rates between 100 and 200 mL/min during purging and sampling.
4. Maintain vacuums less than 100 inches of water during purging and sampling.
5. Specify type of sample tool such as glass syringe (GS), tedlar bag (TB), or Summa canister (SC).
6. If the concentration of TCE and/or PCE concentration is higher in the shallow probe than the deep probe, call a task leader (Heidi, Isabella, Madi or Brian) and check depths with piano wire (PW). If the leak check compound(s) are detected, call a task leader and likely resample. Note if a call, text, Teams chat, or email was sent. **If you mark Y in these columns, follow up action is required.**

SOIL GAS SAMPLING RECORD - MOBILE LABORATORY

wsp

Project Name/Location: Former Ford Aeronutronics Facility
Sampler(s): Cameron White, Jose Arrellano (H&P), LOC Ngo
Recorder: Brianna Singh
Leak check compound(s) used: DFA
Apply leak check compound after completing the shut-in test and before purging and sampling.

Project Number: 8622397102.01.1D
Mobile Laboratory: H&P

Sampling Point ID	Sample Date	Shut-In Test[1] Start Time	Shut-In Test[1] Start Vacuum	Shut-In Test[1] End Time	Shut-In Test[1] End Vacuum	Purging: Calculated One Purge Volume (mL)	Purging: Conditions[2]	Purging: # of Purge Volumes	Purging: Purge Rate[3] (mL/min)	Purging: Total Volume Purged (mL)	Purging: Vacuum[4] (in H20)	Purging: Purge Start Time	Purging: Purge End Time	Sampling: Container Type[5]	Sampling: Container Size (mL or L)	Sampling: Start Time	Sampling: End Time	QA checklist[6]: TCE/PCE greater in shallow probe (Y/N)	QA checklist[6]: Leak check detected? (Y/N)	QA checklist[6]: Call, text or discuss? (Y/N)	Chemist
PSG-16-10-5	10/6/22	0821	~~0~~ 115 (BKS)	0822	115	1796.78	-	3	200	5390.34	0	0822	0849	GS	mL	0859	0859	N	N	N	Bobby
PSG-16-10-15	10/6/22	0821	115	0822	115	721.42	-	3	200	2164.25	0	0822	0833			0839	0839	N	N	N	Bobby
PSG-16-11-5	10/6/22	0836	115	0837	115	1796.78	-	3	200	5390.34	0	0838	0905			0907	0907	N	N	N	LOC
PSG-16-11-15	10/6/22	0834	115	0835	115	701.42	-	3	200	2104.25	-10	0835	0847			0848	0848	N	N	N	LOC
(BKS) PSG-16-07-5 ~~PSG-16-11-07~~	10/6/22	0857	115	0858	115	1796.78	-	3	200	5390.34	-5	0910	0937			0937	0937	N	N	N	LOC
PSG-16-07-15	10/6/22	0857	115	0858	115	721.42	-	3	200	2164.25	0	0910	0922			0922	0922	N	N	N	Bobby
PSG-16-06-5.5[7]	10/6/22	0945	115	0946	115	1799.01	-	3	200	5397.04	-5	0947	1014			1015	1015	-	Y	Y	Bobby
PSG-16-04-5[8]	10/6/22	0953	115	0954	115	1816.78	-	3	200	5450.34	0	0954	1024			1025	1025	-	Y	Y	LOC
(BKS) PSG-16-04-15	10/6/22	0953	115	0954	115	721.42	NF	3	200	2164.25	-100	0954	0957			—	—	-	-	-	-
Rep @ 1326 PSG-16-02-5	10/6/22	1024	115	1025	115	1796.78	~~REP~~ BKS	3	200	5390.34	0	1031	1057			1109	1109	-	N	N	Bobby
PSG-16-02-15	10/6/22	1024	115	1025	115	721.42	NF	3	200	2164.25	-90	1031	1034			—	—	-	-	-	
~~PSG-16~~ (BKS)																					
Rep @ 1326 SG-16-02-5	10/6/22	1225	115	1226	115	2026.78	-	3	200	6080.34	0	1229	1300			1300	1301	-	N	N	LOC
SG-16-02-13	10/6/22	1225	115	1226	115	587.49	NF	3	200	1762.47	-100	1229	1231			-	-	-	-	-	-
SG-72-5	10/6/22	1257	115	1258	115	3850.25	-	3	200	11550.76	0	1259	1357			1357	1357	N	N	N	LOC
SG-72-15	10/6/22	1257	115	1258	115	775.10	-	3	200	2325.31	0	1259	1311			1317	1317	N	N	N	Bobby
SG-23-5	10/6/22	1325	115	1326	115	3654.79	NF	3	200	10964.36	-90	1328	1330			—	—	—	—	—	-
Rep @ 14:12 SG-23-15[9]	10/6/22	1325	115	1326	115	775.10	REP	3	200	2325.31	-15 ~~0~~	1328	1340			1346	1346	-	N	N	Bobby
SG-16-01-5[10]	10/6/22	1349	115	1350	115	1876.78	-	3	200	5630.34	0	1352	1421			1422	1422[10]	-	N	N	LOC
SG-16-01-13	10/6/22	1349	115	1350	115	627.49	NF	3	200	1882.47	-100	1352	1354			—	—	-	-	-	-

1. Evacuate the system to a minimum measured vacuum of ~100 inches of water using a purge pump. Observe the vacuum gauge connected to the system with a "T" fitting for at least one minute.
2. Specify conditions such as no flow (NF), water in well box (WIWB), or replicate sample collected (REP).
3. Maintain flow rates between 100 and 200 mL/min during purging and sampling.
4. Maintain vacuums less than 100 inches of water during purging and sampling.
5. Specify type of sample tool such as glass syringe (GS), tedlar bag (TB), or Summa canister (SC).
6. If the concentration of TCE and/or PCE concentration is higher in the shallow probe than the deep probe, call a task leader (Heidi, Isabella, Madi or Brian) and check depths with piano wire (PW). If the leak check compound(s) are detected, call a task leader and likely resample. Note if a call, text, Teams chat, or email was sent. **If you mark Y in these columns, follow up action is required.**

7. Leak check detected. One tube volume (27 mL) purged. Resampled w/ DFA @ 1047. Failed again. 3 volumes purged after 30 min, then resampled with TFA @ 12:46. (Purged 12:18 to 12:45)
8. " @ 1048. No DFA detected in resample.
9. Leak check detection in replicate taken at 14:12. One tube volume purged, resampled rep @ 1443.
10. Machine error with sample. Run Resampled at 14:52.

SOIL GAS SAMPLING RECORD - MOBILE LABORATORY

wsp

Project Name/Location: Former Ford Aeronutronics Facility
Sampler(s): Cameron White, Jose Arzellano, Loc Ngo (H&P)
Recorder: Brianna Singh
Leak check compound(s) used: DFA
Apply leak check compound after completing the shut-in test and before purging and sampling.

Project Number: 8622397102.01.1D
Mobile Laboratory: H&P

Sampling Point ID	Sample Date	Shut-In Test[1]				Purging								Sampling				QA checklist[6]			
		Start		End										Container		Start	End				
		Time	Vacuum	Time	Vacuum	Calculated One Purge Volume (mL)	Conditions[2]	# of Purge Volumes	Purge Rate[3] (mL/min)	Total Volume Purged (mL)	Vacuum[4] (in H20)	Purge Start Time	Purge End Time	Type[5]	Size (mL or L)	Time	Time	TCE/PCE greater in shallow probe (Y/N)	Leak check detected? (Y/N)	Call, text or discuss? (Y/N)	
SG-16-03-5[8]	10/6/22	1425	115	1426	115	1876.78	-	3	200	5630.34	0	1426	1455	GS	mL	1503	1503[8]	-	N	N	Bobby
SG-16-03-16[7]	10/6/22	1425	115	1426	115	680.88	NF	3	200	2042.64	-55	1426	1428	GS	mL	-	-	-	-	-	-
Material Blank_09302022	10/6/22	-	-	-	-	-	-	-	-	-	-	-	-	-	-	0825	0825	-	-	-	Bobby

1. Evacuate the system to a minimum measured vacuum of ~100 inches of water using a purge pump. Observe the vacuum gauge connected to the system with a "T" fitting for at least one minute.
2. Specify conditions such as no flow (NF), water in well box (WIWB), or replicate sample collected (REP).
3. Maintain flow rates between 100 and 200 mL/min during purging and sampling.
4. Maintain vacuums less than 100 inches of water during purging and sampling.
5. Specify type of sample tool such as glass syringe (GS), tedlar bag (TB), or Summa canister (SC).
6. If the concentration of TCE and/or PCE concentration is higher in the shallow probe than the deep probe, call a task leader (Heidi, Isabella, Madi or Brian) and check depths with piano wire (PW). If the leak check compound(s) are detected, call a task leader and likely resample. Note if a call, text, Teams chat, or email was sent. **If you mark Y in these columns, follow up action is required.**
7. Water in probe and syringe during purge.
8. Machine error. Resampled at 1524.

SOIL GAS SAMPLING RECORD - MOBILE LABORATORY

Project Name/Location: Former Ford Aeronutronics Facility
Sampler(s): Eric Corson, Cameron White
Recorder: Brianna Singh
Leak check compound(s) used: DFA

Project Number: 8622397102.01.1D
Mobile Laboratory: H&P

Apply leak check compound after completing the shut-in test and before purging and sampling.

Sampling Point ID	Sample Date	Shut-In Test[1] Start Time	Shut-In Test[1] Start Vacuum	Shut-In Test[1] End Time	Shut-In Test[1] End Vacuum	Purging: Calculated One Purge Volume (mL)	Purging: Conditions[2]	Purging: # of Purge Volumes	Purging: Purge Rate[3] (mL/min)	Purging: Total Volume Purged (mL)	Purging: Vacuum[4] (in H20)	Purging: Purge Start Time	Purging: Purge End Time	Sampling: Container Type[5]	Sampling: Container Size (mL or L)	Sampling: Start Time	Sampling: End Time	QA checklist[6]: TCE/PCE greater in shallow probe (Y/N)	QA checklist[6]: Leak check detected? (Y/N)	QA checklist[6]: Call, text or discuss? (Y/N)
SG-124-5[7]	10/7/2022	0806	100	0807	100	1646.78	-	3	200	4940.34	0	0809	0834	GS	mL	0837	0837	N	Y	Y
SG-124-15	10/7/2022	0807	100	0808	100	521.42	REP	3	200	1564.25	0	0809	0817	↓	↓	0819	0819	N	N	N
SG-73-5	10/7/22	0827	100	0828	100	~~11550.7~~ 3850.25 BKS	-	3	200	11550.76	0	0832	0930	↓	↓	0938	0938	N	N	N
SG-73-15[8]	10/7/22	~~0821~~ 0923 BKS	100	0924	100	775.10	-	3	200	2325.31	0	0925	0937	↓	↓	0957	0957	N	Y	Y
SG-123-5	10/7/22	0956	100	0957	100	1816.78	-	3	200	5450.34	0	~~0950~~ 1028 ~~1020~~ BKS		↓	↓	1110	1110	N	N	N
SG-123-15	10/7/22	1003	100	1004	100	721.42	-	3	200	2164.25	0	1006	1017	↓	↓	1020	1020	N	N	N
SG-134-5	10/7/22	1109	100	1110	100	1776.78	-	3	200	5330.34	0	1111	1138	↓	↓	1151	1152	N	N	N
SG-134-15	10/7/22	1118	100	1119	100	721.42	-	3	200	2164.25	0	1120	1131	↓	↓	1132	1132	N	N	N
SG-172-5	10/7/22	1237	100	1238	100	2076.78	-	3	200	6230.34	0	1238	1310	↓	↓	1310	1311	N	N	N
SG-172-15	10/7/22	1237	100	1238	100	651.42	REP	3	200	1954.25	10	1238	1248	↓	↓	1251	1251	N	N	N
SG-138-5	10/7/22	1435	100	1436	100	1351.78	-	3	200	4055.34	0	1437	1458	↓	↓	1500	1500	-	N	N
SG-138-15	10/7/22	1435	100	1436	100	546.42	NF	3	200	1639.25	100	1437	1439	-	-	-	-	-	-	-

REP @ 0857

REP @ 1330

1. Evacuate the system to a minimum measured vacuum of ~100 inches of water using a purge pump. Observe the vacuum gauge connected to the system with a "T" fitting for at least one minute.
2. Specify conditions such as no flow (NF), water in well box (WIWB), or replicate sample collected (REP).
3. Maintain flow rates between 100 and 200 mL/min during purging and sampling.
4. Maintain vacuums less than 100 inches of water during purging and sampling.
5. Specify type of sample tool such as glass syringe (GS), tedlar bag (TB), or Summa canister (SC).
6. If the concentration of TCE and/or PCE concentration is higher in the shallow probe than the deep probe, call a task leader (Heidi, Isabella, Madi or Brian) and check depths with piano wire (PW). If the leak check compound(s) are detected, call a task leader and likely resample. Note if a call, text, Teams chat, or email was sent. **If you mark Y in these columns, follow up action is required.**

7. DFA detected. One tube volume purged and probe resampled at 0919. Second sample clear.
8. DFA detection. " Resample at 10:51. Second sample clear.

SOIL GAS SAMPLING RECORD - MOBILE LABORATORY

Project Name/Location: Former Ford Aeronutronics Facility
Sampler(s): LOC

Project Number: 862239710 2.01.1D
Mobile Laboratory: H&P

Leak check compound(s) used: DFA
Apply leak check compound after completing the shut-in test and before purging and sampling.

			Shut-In Test[1]				Purging								Sampling				QA checklist[6]		
			Start		End										Container		Start	End			
	Sampling Point ID	Sample Date	Time	Vacuum	Time	Vacuum	Calculated One Purge Volume (mL)	Conditions[2]	# of Purge Volumes	Purge Rate[3] (mL/min)	Total Volume Purged (mL)	Vacuum[4] (in H20)	Purge Start Time	Purge End Time	Type[5]	Size (mL or L)	Time	Time	TCE/PCE greater in shallow probe (Y/N)	Leak check detected? (Y/N)	Call, text or discuss? (Y/N)
Rep @ 0848	SG-169-5	10110122	0803	125	0804	125	3076.78		3	200	9230.34	<10	0804	0856	glass syringe	50	0935	0935	N	N	N
	SG-169-15		0803	125	0804	125	1261.42	REP	3		3784.25	<10	0804	0824			0825	0825			
	SG-169-5		—	~~125~~	—	~~125~~	—	re sample	—	—	—	<10	—	—			0958	0958			
	SG-170-5		1028	125	1029	125	2376.78		3		7130.34	<10	1030	1106			1126	1126			
Rep @ 11:07	SG-170-15		1028	125	1029	125	546.42	REP	3		1639.25	<10	1030	1039			1039	1039			
	SG-22-01A-24		1215	125	1216	125	623.59		3		1870.76	<10	1217	1227			1227	1227			
	SG-22-01A-5		1215	125	1216	125	4506.78		3		13520.34	<10	1217	1329			1331	1331			
	SG-22-01A-14		1230	125	1231	125	791.95		3		2375.86	<10	1232	1243			1251	1251			
	SG-80-5		1321	125	1322	125	3654.79		3		10964.36	<10	1322	1420			1432	1432			
	SG-80-15		1341	125	1342	125	775.10		3		2325.31	<10	1342	1355			1405	1405			

1. Evacuate the system to a minimum measured vacuum of ~100 inches of water using a purge pump. Observe the vacuum gauge connected to the system with a "T" fitting for at least one minute.
2. Specify conditions such as no flow (NF), water in well box (WIWB), or replicate sample collected (REP).
3. Maintain flow rates between 100 and 200 mL/min during purging and sampling.
4. Maintain vacuums less than 100 inches of water during purging and sampling.
5. Specify type of sample tool such as glass syringe (GS), tedlar bag (TB), or Summa canister (SC).
6. If the concentration of TCE and/or PCE concentration is higher in the shallow probe than the deep probe, call a task leader (Heidi, Isabella, Madi or Brian) and check depths with piano wire (PW). If the leak check compound(s) are detected, call a task leader and likely resample. Note if a call, text, Teams chat, or email was sent. **If you mark Y in these columns, follow up action is required.**

SOIL GAS SAMPLING RECORD - MOBILE LABORATORY

Project Name/Location: Former Ford Aeronutronics Facility
Sampler(s): Katherine Howe

Project Number: 8622397102.01.1D
Mobile Laboratory: H&P

Leak check compound(s) used: DFA
Apply leak check compound after completing the shut-in test and before purging and sampling.

Sampling Point ID	Sample Date	Shut-In Test[1] Start Time	Shut-In Test[1] Start Vacuum	Shut-In Test[1] End Time	Shut-In Test[1] End Vacuum	Purging: Calculated One Purge Volume (mL)	Purging: Conditions[2]	Purging: # of Purge Volumes	Purging: Purge Rate[3] (mL/min)	Purging: Total Volume Purged (mL)	Purging: Vacuum[4] (in H20)	Purging: Purge Start Time	Purging: Purge End Time	Sampling: Container Type[5]	Sampling: Container Size (mL or L)	Sampling: Start Time	Sampling: End Time	QA checklist[6]: TCE/PCE greater in shallow probe (Y/N)	QA checklist[6]: Leak check detected? (Y/N)	QA checklist[6]: Call, text or discuss? (Y/N)
SG-135-5	10/12/22	0808	110	0809	110	3177	–	3	200	9530	0	0809	0857	GS	50	0857	0857	Y	N	Y
SG-135-11	10/12/22	0808	110	0809	110	4354	–	3	200	13060	-95	0809	0915	GS	50	0915	0915	Y	N	Y
SG-135-5 resample	10/12/22	Resample due to surrogate issue in first sample												GS	50	0942	0942	NA	N	NA
SG-CT-02-5	10/12/22	1008	105	1009	105	1876	–	3	200	5630	-5	1009	1020	TB	500	1044	1044	N	N	N
REP SG-CT-02-16	10/12/22	1008	125	1009	125	725	–	3	200	2177	0	1009	1037	TB	500	1046	1046	N	N	N
SG-136-5	10/12/22	1136	115	1137	115	1351.8	–	3	200	4055.3	0	1137	1157	TB	500	1159	1159	Y	N	Y
SG-136-11.5	10/12/22	1136	115	1137	115	705.8	–	3	200	2117.4	0	1137	1148	TB	500	1153	1153	Y	N	Y
SG-121-5	10/12/22	1328	115	1329	115	2051.8	–	3	200	6155.3	-5	1330	1401	TB	500	1401	1401	N	N	N
SG-121-13.5	10/12/22	1328	115	1329	115	724.7	–	3	200	2174.2	0	1330	1341	TB	500	1341	1341	N	N	N

KH

1. Evacuate the system to a minimum measured vacuum of ~100 inches of water using a purge pump. Observe the vacuum gauge connected to the system with a "T" fitting for at least one minute.
2. Specify conditions such as no flow (NF), water in well box (WIWB), or replicate sample collected (REP).
3. Maintain flow rates between 100 and 200 mL/min during purging and sampling.
4. Maintain vacuums less than 100 inches of water during purging and sampling.
5. Specify type of sample tool such as glass syringe (GS), tedlar bag (TB), or Summa canister (SC).
6. If the concentration of TCE and/or PCE concentration is higher in the shallow probe than the deep probe, call a task leader (Heidi, Isabella, Madi or Brian) and check depths with piano wire (PW). If the leak check compound(s) are detected, call a task leader and likely resample. Note if a call, text, Teams chat, or email was sent. **If you mark Y in these columns, follow up action is required.**

*Tevlar bags only filled with 300 mL of vapor.
*Checked tubing depths for SG-135 + SG-136 and they were correct.

SOIL GAS SAMPLING RECORD - MOBILE LABORATORY

Project Name/Location: Former Ford Aeronutronics Facility
Sampler(s): LOC

Project Number: 862239710 2.01.1D
Mobile Laboratory: H&P

Leak check compound(s) used: DFA
Apply leak check compound after completing the shut-in test and before purging and sampling.

			Shut-In Test[1]				Purging								Sampling				QA checklist[6]		
			Start		End										Container		Start	End			
	Sampling Point ID	Sample Date	Time	Vacuum	Time	Vacuum	Calculated One Purge Volume (mL)	Conditions[2]	# of Purge Volumes	Purge Rate[3] (mL/min)	Total Volume Purged (mL)	Vacuum[4] (in H20)	Purge Start Time	Purge End Time	Type[5]	Size (mL or L)	Time	Time	TCE/PCE greater in shallow probe (Y/N)	Leak check detected? (Y/N)	Call, text or discuss? (Y/N)
Rep @ 0848	SG-169-5	10110122	0803	125	0804	125	3076.78		3	200	9230.34	<10	0804	0856	glass syringe	50	0935	0935	N	N	N
	SG-169-15		0803	125	0804	125	1261.42	REP	3		3784.25	<10	0804	0824			0825	0825			
	SG-169-5		—	~~125~~	—	~~125~~	—	re sample	—	—	—	<10	—	—			0958	0958			
	SG-170-5		1028	125	1029	125	2376.78		3		7130.34	<10	1030	1106			1126	1126			
Rep @ 11:07	SG-170-15		1028	125	1029	125	546.42	REP	3		1639.25	<10	1030	1039			1039	1039			
	SG-22-01A-24		1215	125	1216	125	623.59		3		1870.76	<10	1217	1227			1227	1227			
	SG-22-01A-5		1215	125	1216	125	4506.78		3		13520.34	<10	1217	1329			1331	1331			
	SG-22-01A-14		1230	125	1231	125	791.95		3		2375.86	<10	1232	1243			1251	1251			
	SG-80-5		1321	125	1322	125	3654.79		3		10964.36	<10	1322	1420			1432	1432			
	SG-80-15		1341	125	1342	125	775.10		3		2325.31	<10	1342	1355			1405	1405			

1. Evacuate the system to a minimum measured vacuum of ~100 inches of water using a purge pump. Observe the vacuum gauge connected to the system with a "T" fitting for at least one minute.
2. Specify conditions such as no flow (NF), water in well box (WIWB), or replicate sample collected (REP).
3. Maintain flow rates between 100 and 200 mL/min during purging and sampling.
4. Maintain vacuums less than 100 inches of water during purging and sampling.
5. Specify type of sample tool such as glass syringe (GS), tedlar bag (TB), or Summa canister (SC).
6. If the concentration of TCE and/or PCE concentration is higher in the shallow probe than the deep probe, call a task leader (Heidi, Isabella, Madi or Brian) and check depths with piano wire (PW). If the leak check compound(s) are detected, call a task leader and likely resample. Note if a call, text, Teams chat, or email was sent. **If you mark Y in these columns, follow up action is required.**

SOIL GAS SAMPLING RECORD - MOBILE LABORATORY

Project Name/Location: Former Ford Aeronutronics Facility
Sampler(s): LOC NGW

Project Number: 8622397102.01.1D
Mobile Laboratory: HRP

Leak check compound(s) used: DFA
Apply leak check compound after completing the shut-in test and before purging and sampling.

			Shut-In Test[1]				Purging								Sampling				QA checklist[6]		
			Start		End										Container		Start	End			
Sampling Point ID	Sample Date		Time	Vacuum	Time	Vacuum	Calculated One Purge Volume (mL)	Conditions[2]	# of Purge Volumes	Purge Rate[3] (mL/min)	Total Volume Purged (mL)	Vacuum[4] (in H20)	Purge Start Time	Purge End Time	Type[5]	Size (mL or L)	Time	Time	TCE/PCE greater in shallow probe (Y/N)	Leak check detected? (Y/N)	Call, text or discuss? (Y/N)
SG-122-5	10112122		0821	125	0822	125	1796.78		3	200	5390.34	40	0823	0851	glass syringe	50	0823	0823	N	N	N
REP @ 0903 SG-122-15			0821	125	0822	125	521.42	REP			1564.25		0823	0832			0832	0832	N	N	N
* SG-82-5			0959	125	1000	125	3654.79				10964.36		1001	1057			1057	1057	N	Y	Y
SG-82-15			0959	125	1000	125	775.10				2325.31		1001	1014			1014	1014	N	N	N
SG-82-5			—	—	—	—	—	re sample	—	—	—	—	—	—			1128	1128	N	Y	Y
SG-83-5			1205	125	1206	125	3654.79		3	200	10964.36	<10	1206	1301			1332	1332	N	N	N
* SG-83-15			1205	125	1206	125	775.10		1	1	2325.31	1	1206	1218			1220	1220	N	Y	Y
SG-83-15			—	—	—	—	—	re sample	—	—	—	—	—	—			1315	1315	N	Y	Y

1. Evacuate the system to a minimum measured vacuum of ~100 inches of water using a purge pump. Observe the vacuum gauge connected to the system with a "T" fitting for at least one minute.
2. Specify conditions such as no flow (NF), water in well box (WIWB), or replicate sample collected (REP).
3. Maintain flow rates between 100 and 200 mL/min during purging and sampling.
4. Maintain vacuums less than 100 inches of water during purging and sampling.
5. Specify type of sample tool such as glass syringe (GS), tedlar bag (TB), or Summa canister (SC).
6. If the concentration of TCE and/or PCE concentration is higher in the shallow probe than the deep probe, call a task leader (Heidi, Isabella, Madi or Brian) and check depths with piano wire (PW). If the leak check compound(s) are detected, call a task leader and likely resample. Note if a call, text, Teams chat, or email was sent. **If you mark Y in these columns, follow up action is required.**

* were resampled due to DFA trace detection; see arrow for new resample time

SOIL GAS SAMPLING RECORD - MOBILE LABORATORY

Project Name/Location: Former Ford Aeronutronics Facility
Sampler(s): Eric Corson, Cameron White
Recorder: Brianna Singh
Leak check compound(s) used: DFA

Project Number: 8622397102.01.1D
Mobile Laboratory: H&P

Apply leak check compound after completing the shut-in test and before purging and sampling.

Sampling Point ID	Sample Date	Shut-In Test[1] Start Time	Shut-In Test[1] Start Vacuum	Shut-In Test[1] End Time	Shut-In Test[1] End Vacuum	Purging: Calculated One Purge Volume (mL)	Purging: Conditions[2]	Purging: # of Purge Volumes	Purging: Purge Rate[3] (mL/min)	Purging: Total Volume Purged (mL)	Purging: Vacuum[4] (in H20)	Purging: Purge Start Time	Purging: Purge End Time	Sampling: Container Type[5]	Sampling: Container Size (mL or L)	Sampling: Start Time	Sampling: End Time	QA checklist[6]: TCE/PCE greater in shallow probe (Y/N)	QA checklist[6]: Leak check detected? (Y/N)	QA checklist[6]: Call, text or discuss? (Y/N)
SG-124-5[7]	10/7/2022	0806	100	0807	100	1646.78	-	3	200	4940.34	0	0809	0834	GS	mL	0837	0837	N	Y	Y
SG-124-15	10/7/2022	0807	100	0808	100	521.42	REP	3	200	1564.25	0	0809	0817	↓	↓	0819	0819	N	N	N
SG-73-5	10/7/22	0827	100	0828	100	~~11550.7~~ 3850.25 BKS	-	3	200	11550.76	0	0832	0930	↓	↓	0938	0938	N	N	N
SG-73-15[8]	10/7/22	~~0821~~ 0923 BKS	100	0924	100	775.10	-	3	200	2325.31	0	0925	0937	↓	↓	0957	0957	N	Y	Y
SG-123-5	10/7/22	0956	100	0957	100	1816.78	-	3	200	5450.34	0	~~0950~~ 1028 ~~1020~~ BKS		↓	↓	1110	1110	N	N	N
SG-123-15	10/7/22	1003	100	1004	100	721.42	-	3	200	2164.25	0	1006	1017	↓	↓	1020	1020	N	N	N
SG-134-5	10/7/22	1109	100	1110	100	1776.78	-	3	200	5330.34	0	1111	1138	↓	↓	1151	1152	N	N	N
SG-134-15	10/7/22	1118	100	1119	100	721.42	-	3	200	2164.25	0	1120	1131	↓	↓	1132	1132	N	N	N
SG-172-5	10/7/22	1237	100	1238	100	2076.78	-	3	200	6230.34	0	1238	1310	↓	↓	1310	1311	N	N	N
SG-172-15	10/7/22	1237	100	1238	100	651.42	REP	3	200	1954.25	10	1238	1248	↓	↓	1251	1251	N	N	N
SG-138-5	10/7/22	1435	100	1436	100	1351.78	-	3	200	4055.34	0	1437	1458	↓	↓	1500	1500	-	N	N
SG-138-15	10/7/22	1435	100	1436	100	546.42	NF	3	200	1639.25	100	1437	1439	-	-	-	-	-	-	-

REP @ 0857

REP @ 1330

1. Evacuate the system to a minimum measured vacuum of ~100 inches of water using a purge pump. Observe the vacuum gauge connected to the system with a "T" fitting for at least one minute.
2. Specify conditions such as no flow (NF), water in well box (WIWB), or replicate sample collected (REP).
3. Maintain flow rates between 100 and 200 mL/min during purging and sampling.
4. Maintain vacuums less than 100 inches of water during purging and sampling.
5. Specify type of sample tool such as glass syringe (GS), tedlar bag (TB), or Summa canister (SC).
6. If the concentration of TCE and/or PCE concentration is higher in the shallow probe than the deep probe, call a task leader (Heidi, Isabella, Madi or Brian) and check depths with piano wire (PW). If the leak check compound(s) are detected, call a task leader and likely resample. Note if a call, text, Teams chat, or email was sent. **If you mark Y in these columns, follow up action is required.**

7. DFA detected. One tube volume purged and probe resampled at 0919. Second sample clear.
8. DFA detection. " Resample at 10:51. Second sample clear.

wood.

SOIL GAS SAMPLING RECORD - MOBILE LABORATORY

Project Name/Location: Ford Newport Beach
Sampler(s): Mobin Mahmoudi / Kalin Howell
Project No.: 8622397102.01.1D
Mobile Laboratory: H&P

		Shut-In Test[1]				Purging								Sampling			
		Start		End										Container		Start	End
Sampling Point ID	Sample Date	Time	Vacuum	Time	Vacuum	Calculated One Purge Volume (mL)	# of Purge Volumes	Purge Rate[2] (mL/min)	Total Volume Purged (mL)	Vacuum[3] (in H_2O)	1,1-Difluoroethane DFE Leak Check Compound[4]	Purge Start Time	Purge End Time	Type: Glass syringe	Size: 50mL	Time	Time
SG-154-5	8/8/22	8:41	100	8:42	100	2351.78	3	200	7055.34	<10	✓	8:43	9:19			9:24	9:24
SG-154-9.5	8/8/22	8:45	100	8:46	100	616.87	3	200	1850.60	40	✓	8:47	8:57			8:57	8:57
SG-8-5		9:54	100	9:55	100	3654.79	3	200	10964.36	10	✓	9:56	10:51			10:51	10:51
NF SG-8-15		9:54	100	9:55	100	775.10	3	—	2325.31	—	—	—	—	—	—	—	— NF
SG-38-5		11:18	100	11:19	100	2264.78	3	200	6794.35	<10	✓	11:20	11:54			1156	1156
WIWB SG-38-15		11:18	100	11:19	100	775.10	3	202	2325.31	<15	✓	11:20	11:32			11:32	11:32
SG-36-5		1219	100	1220	100	2264.78	3	200	6794.35	<10	✓	1221	1255			1257	1257
WIWB SG-36-15		1219	100	1220	100	775.10	3	200	2325.31	<15	✓	1221	1233			1234	1234 — REP @ 1403+1404
SG-32-5		1430	100	1431	100	2264.78	3	200	6794.35	<5	✓	1432	1506			1520	1520
SG-32-15		1430	100	1431	100	775.10	3	100	2325.31	65	✓	1432	1456			1456	1456

Notes:
1. Evacuate the system to a minimum measured vacuum of ~100 inches of water using a purge pump. Observe the vacuum gauge connected to the system with a "T"-fitting for at least one minute or longer.
2. Flow rates between 100 and 200 mL/min should be maintained during purging and sampling.
3. Vacuums less than 100 inches of water should be maintained during purging and sampling.
4. Leak check compound is IPA. Apply leak check compound after completing the shut-in test and before purging and sampling.
5. WIWB = water in well box
6. NF = No Flow

wood.

SOIL GAS SAMPLING RECORD - MOBILE LABORATORY

Project Name/Location: Ford Newport Beach
Sampler(s): Kalin Howell
Project No.: 8622394102.01.10
Mobile Laboratory: H+P

Sampling Point ID	Sample Date	Shut-In Test[1] Start Time	Shut-In Test[1] Start "water Vacuum	Shut-In Test[1] End Time	Shut-In Test[1] End "water Vacuum	Purging: Calculated One Purge Volume (mL)	# of Purge Volumes	Purge Rate[2] (mL/min)	Total Volume Purged (mL)	Vacuum[3] (in H_2O)	~~n-pentane~~ ~~n-hexane~~ ~~n-heptane~~ Leak Check Compound[4]	Purge Start Time	Purge End Time	Sampling: Container Glass Syringe Type	Container 50 mL Size	Start Time	End Time
SG-144-5	8/12/22	0816	100	0817	100	1626.78	3	200	4880.34	15	✓	0818	0843			0902	0902
SG-144-15		0816		0817		546.42	3	200	1639.25	10	✓	0818	0827			0826	0826 ~~REP @ 0843~~
WIWB SG-143-5		0835		0836		1626.78	3	200	4880.34	10	✓	0837	0902			0941	0941
SG-143-15		0835		0836		546.42	3	200	1639.25	~~35~~ 45	✓	0837	0846			0919	0919 REP @1001
SG-9A-5		1000		1001		2462.743	3	200	7388.23	20	✓	1002	1039			1051	1051
SG-9A-15		1000	↓	1001	↓	1139.098	3	200	3417.29	15	✓ ~~510 ml/min~~	1002	1020			1030	1030
Resample SG-144-15		0841	15" Hg	0842	15" Hg	—	—	—	—	—	✓	—	—			0843	0843
SG-10A-5		1043	100	1044	100	2462.743	3	200	7388.23	<5	✓	1045	1122			1128	1128
SG-10A-15		1043		1044		1139.098	3	200	3417.29	<5	✓	1045	1103			1111	1111
WIWB SG-15-5		1253		1254		7654.79	3	200	10064.76	20	✓	1255	1350			1351	1351
SG-15-15		1253	↓	1254	↓	775.10	3	200	2325.31	<10	✓	1255	1307	↓	↓	1308	1308

Notes:

1. Evacuate the system to a minimum measured vacuum of ~100 inches of water using a purge pump. Observe the vacuum gauge connected to the system with a "T"-fitting for at least one minute or longer.
2. Flow rates between 100 and 200 mL/min should be maintained during purging and sampling.
3. Vacuums less than 100 inches of water should be maintained during purging and sampling.
4. Leak check compound is ~~IPA~~. Apply leak check compound after completing the shut-in test and before purging and sampling.
   → 1,1-Difluoroethane (1,1-DFA)
5. WIWB = Water In Well Box
6. Resample = Resample probe location due to mobile lab instrument error while analyzing initial sample. No re-purge necessary since initial purge was less than 2 hrs prior.

wood.

SOIL GAS SAMPLING RECORD - MOBILE LABORATORY

Project Name/Location: Ford Newport Beach
Sampler(s): Mobin Mahmoudi / Bryan

Project No.: 8622397102.01.10
Mobile Laboratory: K&P

	Sampling Point ID	Sample Date	Shut-In Test[1] Start Time	Shut-In Test[1] Start Vacuum	Shut-In Test[1] End Time	Shut-In Test[1] End Vacuum	Calculated One Purge Volume (mL)	# of Purge Volumes	Purging: Purge Rate[2] (mL/min)	Total Volume Purged (mL)	Vacuum[3] (in H_2O)	Leak Check Compound[4] (IPA ~~n-pentane~~ ~~n-hexane~~ ~~n-heptane~~)	Purge Start Time	Purge End Time	Sampling: Container Type (Glass syringe)	Container Size (50mL)	Start Time	End Time
REP@11:07	SG-10-01-15	08/24/22	9:41	100	9:42	100	791.42	3	200	2374.26	<10	✓	9:43	9:55			10:12	10:12
Dilution@11:08	SG-10-01-35	08/24/22	9:41	100	9:42	100	670.68	3	200	2012.05	<10	✓	9:43	9:54			10:32	10:32
	SG-10-04-10	08/24/22	9:58	100	9:59	100	1229.10	3	200	3687.29	<10	✓	10:00	10:19			11:47	11:47
Dilution@12:32	SG-10-04-20	08/24/22	9:58	100	9:59	100	1473.73	3	200	4421.20	<10	✓	10:00	10:23			12:06	12:06
	SG-10-04-40	08/24/22	9:58	100	9:59	100	828.00	3	200	2484.00	<10	✓	10:00	10:13			12:28	12:28
	SG-10-02-25	08/24/22	12:48	100	12:49	100	1136.05	3	200	3408.15	<10	✓	12:50	13:08			13:10	13:10
	SG-10-02-35	08/24/22	12:51	100	12:52	100	1030.68	3	200	3092.05	<10	✓	12:53	13:09			13:31	13:31
NF	SG-10-02-45	08/24/22	12:48	100	12:49	100	685.32	3	—	2055.96	—	—	12:50	—			—	— NF
	SG-10-05-5	08/24/22	13:47	100	13:48	100	1626.78	3	200	4880.34	<10	✓	13:49	14:14			14:28	14:28
	SG-10-05-25	08/24/22	13:47	100	13:48	100	876.05	3	200	2628.15	<10	✓	13:49	14:03			14:04	14:04
	SG-10-05-45	08/24/22	13:47	100	13:48	100	725.82	3	200	2175.96	<10	✓	13:49	14:00			14:28	14:28

Notes:

1. Evacuate the system to a minimum measured vacuum of ~100 inches of water using a purge pump. Observe the vacuum gauge connected to the system with a "T"-fitting for at least one minute or longer.
2. Flow rates between 100 and 200 mL/min should be maintained during purging and sampling.
3. Vacuums less than 100 inches of water should be maintained during purging and sampling.
4. Leak check compound is IPA. Apply leak check compound after completing the shut-in test and before purging and sampling.
5. WIWB = Water In Well Box
6. NF = No Flow

wood.

SOIL GAS SAMPLING RECORD - MOBILE LABORATORY

Project Name/Location: Ford Newport Beach
Sampler(s): Maria Valadunos / Mike

Project No.: 8022397102.01.1D
Mobile Laboratory: HEP

	Sampling Point ID	Sample Date	Shut-In Test[1] Start Time	Shut-In Test[1] Start Vacuum	Shut-In Test[1] End Time	Shut-In Test[1] End Vacuum	Calculated One Purge Volume (mL)	# of Purge Volumes	Purging: Purge Rate[2] (mL/min)	Purging: Total Volume Purged (mL)	Purging: Vacuum[3] (in H_2O)	Purging: ~~n-pentane~~ ~~n-hexane~~ ~~n-heptane~~ DFA Leak Check Compound[4]	Purging: Purge Start Time	Purging: Purge End Time	Sampling: Container Type	Sampling: Container Size	Sampling: Start Time	Sampling: End Time
WIWB	PSG-10-52-5	8/24/22	0830	100	0831	100	2011.78	3	200	10035.34	<10		0832	0903	Glass Syringe	50mL	0903	0903
	PSG-10-52-15		0830		0831		576.42		200	1729.25	<10		0832	0841			0842	0842
	PSG-10-54-5		0859		0900		1920.78		200	5780.34	<10		0901	0930			0949	0949
REP@ 10:10	PSG-10-54-15		0849		0850		511.42		200	1534.25	<10		0851	0859			0920	0920
	SG-10-03A-10		1044		1045		999.10		200	2997.19	<10		1046	1101			1103	1103
	SG-10-03A-20		1044		1045		1443.73		200	4331.10	<10		1046	1108			1125	1125
	SG-10-03A-30		1107		1108		718.37		100	2155.10	10		1109	1120			1236	1236
	SG-10-03B-25		1245		1246		1016.05		200	3048.15	<10		1247	1303			1306	1306
	SG-10-03B-35		1245		1246		1060.68		200	3182.05	<10		1247	1303			1322	1322
	SG-10-03B-45		1307		1308		525.32		100	1575.96	<90		1309	1317			1339	1339

Notes:

1. Evacuate the system to a minimum measured vacuum of ~100 inches of water using a purge pump. Observe the vacuum gauge connected to the system with a "T"-fitting for at least one minute or longer.
2. Flow rates between 100 and 200 mL/min should be maintained during purging and sampling.
3. Vacuums less than 100 inches of water should be maintained during purging and sampling.
4. Leak check compound is IPA. Apply leak check compound after completing the shut-in test and before purging and sampling.
5. WIWB = water in well box
6. NF = No flow

Scanned with CamScanner

SOIL GAS SAMPLING RECORD - MOBILE LABORATORY

Project Name/Location: Former Ford Aeronutronics Facility
Sampler(s): Casey Poton

Project Number: 8672 39 7.02.
Mobile Laboratory: H&P

Leak check compound(s) used: DFA
Apply leak check compound after completeing the shut-in test and before purging and sampling.

Sampling Point ID	Sample Date	Shut-In Test[1] Start Time	Shut-In Test[1] Start Vacuum	Shut-In Test[1] End Time	Shut-In Test[1] End Vacuum	Purging: Calculated One Purge Volume (mL)	Purging: Conditions[2]	Purging: # of Purge Volumes	Purging: Purge Rate[3] (mL/min)	Purging: Total Volume Purged (mL)	Purging: Vacuum[4] (in H20)	Purging: Purge Start Time	Purging: Purge End Time	Sampling: Container Type[5]	Sampling: Container Size (mL or L)	Sampling: Start Time	Sampling: End Time	QA checklist[6]: TCE/PCE greater in shallow probe (Y/N)	QA checklist[6]: Leak check detected? (Y/N)	QA checklist[6]: Call, text or discuss? (Y/N)
SG-11-01A-10	9/1/22	08:00	100	08:01	100	2259.10	N/A	3	200	6777.29	0	08:01	08:36	GS	50x2	10:34	10:34	N	N	N
SG-11-01B-30		07:57	100	07:58	100	2748.37	N/A			8245.10		07:58	08:40			10:14	10:14	N	N	N
SG-11-01A-10REP		08:00	100	08:01	100	2259.10	REP			6777.29		08:01	08:36			10:34	10:34	N	N	N
SG-183-15		11:34	100	11:35	100	946.42	N/A			2839.25		11:35	11:50			11:50	11:50	N	N	N
SG-183-5		11:35	100	11:36	100	2026.78	N/A			6070.34		11:36	12:06			12:06	12:06	N	N	N
SG-184-15		13:04	100	13:05	100	846.42	N/A			2539.25		13:05	13:17			13:17	13:17	N	N	N
SG-184-5		13:05	100	13:06	100	3476.78	N/A			10430.34		13:06	14:00			14:00	14:00	N	N	N
SG-185-15		14:16	100	14:17	100	946.42	N/A			2839.25		14:17				14:32	14:32	N/A	N	N

1. Evacuate the system to a minimum measured vacuum of ~100 inches of water using a purge pump. Observe the vacuum gauge connected to the system with a "T" fitting for at least one minute.
2. Specify conditions such as no flow (NF), water in well box (WIWB), or replicate sample collected (REP).
3. Maintain flow rates between 100 and 200 mL/min during purging and sampling.
4. Maintain vacuums less than 100 inches of water during purging and sampling.
5. Specify type of sample tool such as glass syringe (GS), tedlar bag (TB), or Summa canister (SC).
6. If the concentration of TCE and/or PCE concentration is higher in the shallow probe than the deep probe, call a task leader (Heidi, Isabella, Madi or Brian) and check depths with piano wire (PW). If the leak check compound(s) are detected, call a task leader and likely resample. Note if a call, text, Teams chat, or email was sent. **If you mark Y in these columns, follow up action is required.**

wood.

SOIL GAS SAMPLING RECORD - MOBILE LABORATORY

Project Name/Location: Ford Newport Beach
Sampler(s): Mobin Mahmoudi / Mike

Project No.: 8622397102.01.10
Mobile Laboratory: H&P Geochemistry

Sampling Point ID	Sample Date	Shut-In Test[1] Start Time	Shut-In Test[1] Start Vacuum	Shut-In Test[1] End Time	Shut-In Test[1] End Vacuum	Purging: Calculated One Purge Volume (mL)	# of Purge Volumes	Purge Rate[2] (mL/min)	Total Volume Purged (mL)	Vacuum[3] (in H_2O)	Leak Check Compound[4] (DFA ~~n-pentane~~ ~~n-hexane~~ ~~n-heptane~~)	Purge Start Time	Purge End Time	Sampling: Container Glass syringe Type	Container 50mL Size	Start Time	End Time
SG-11A-5	08/22/22	9:21	100	9:22	100	1790.243	3	200	5370.73	<10	✓	9:23	9:50			9:54	9:54
SG-11A-15	08/22/22	9:21	100	9:22	100	734.0976	3	200	2202.29	<10	✓	9:23	9:34			9:36	9:36
REP @ 1050 → SG-171-20	08/22/22	10:01	100	10:02	100	714.20	3	200	2142.61	30	✓	10:03	10:14			10:17	10:17
SG-171-30	08/22/22	10:01	100	10:02	100	688.37	3	200	2065.10	<10	✓	10:03	10:14			10:30	10:30
SG-12-5	08/22/22	11:34	100	11:35	100	3654.79	3	200	10964.36	10	✓	11:36	12:31			12:33	12:33
SG-12-15	08/22/22	11:34	100	11:35	100	775.10	3	200	2325.31	40	✓	11:36	11:48			11:49	11:49
SG-13-5	08/22/22	12:48	100	12:49	100	3654.79	3	200	10964.36	<10	✓	12:50	13:45			13:46	13:46
SG-13-15	08/22/22	12:48	100	12:49	100	775.10	3	200	2325.31	<10	✓	12:50	13:02			13:03	13:03
SG-61-5	08/22/22	14:37	100	14:38	100	1938.52	3	200	5815.55	<10	✓	14:39	15:09			15:10	15:10
WIWB → SG-61-15	08/22/22	14:37	100	14:38	100	775.10	3	200	2325.31	<10	✓	14:39	14:51			14:52	14:52

Notes:

1. Evacuate the system to a minimum measured vacuum of −100 inches of water using a purge pump. Observe the vacuum gauge connected to the system with a "T"-fitting for at least one minute or longer.
2. Flow rates between 100 and 200 mL/min should be maintained during purging and sampling.
3. Vacuums less than 100 inches of water should be maintained during purging and sampling.
4. Leak check compound is IPA. Apply leak check compound after completing the shut-in test and before purging and sampling.

5. WIWB = Water In Well Box

6. No Flow = NF

wood.

SOIL GAS SAMPLING RECORD - MOBILE LABORATORY

Project Name/Location: Ford Newport Beach
Sampler(s): Kalin Howell
Project No.: 8622397102.01.1D
Mobile Laboratory: H+S

Sampling Point ID	Sample Date	Shut-In Test[1] Start Time	Shut-In Test[1] Start Vacuum (" Water)	Shut-In Test[1] End Time	Shut-In Test[1] End Vacuum (" Water)	Purging: Calculated One Purge Volume (mL)	Purging: # of Purge Volumes	Purging: Purge Rate[2] (mL/min)	Purging: Total Volume Purged (mL)	Purging: Vacuum[3] (in H_2O)	Purging: ~~n-pentane n-hexane n-heptane~~ Leak Check Compound[4]	Purging: Purge Start Time	Purging: Purge End Time	Sampling: Container Type (Glass Syringe)	Sampling: Container Size (50 mL)	Sampling: Start Time	Sampling: End Time
SG-133A-5.5	8/10/22	0818	100	0819	100	1640.278	3	200	5470.84	35		0820	0846			0909	0909
SG-133A-14.5		0818		0819		1318.934	3	200	3955.42	15		0820	0840			0846	0846
WIWB[5] SG-34-5		0930		0931		2264.78	3	200	6794.35	15		0932	1006			1007	1007
SG-34-15		0930		0931		775.10	3	200	2325.31	20		0932	0944			0945	0945 — REP@ 1032
Resample[7] SG-34-5		1049	15" Hg	1050	15" Hg	—	—	—	—	—		—	—			1051	1051
SG-140-5		1159	100	1200	100	1626.78	3	200	4880.34	15		~~1204~~ 1201	1226			1228	1228
SG-140-15		1159		1200		546.42	3	200	1639.25	30		1201	1209			1210	1210
Resample — SG-140-5		1440	15" Hg	1441	15" Hg	—	—	—	—	—		—	—			1442	1442
SG-141-5		1317	100	1318	100	1601.78	3	200	4805.34	0		1319	1344			1355	1355
SG-141-15		1317		1318		546.42	3	100	1639.25	70		1319	1336			1338	1338
NF[6] — SG-13-01A-10		1415		1416		699.10	0.43	200	234	>100		1417	1418	—	—	—	—
WIWB[5] SG-13-01A-20		1415		1416		568.73	3	200	1706.20	<10		1417	1426			1427	1427
SG-13-01B-30		1514		1515		2918.37	3	200	8755.10	15		1430	1514			1516	1516
SG-13-01B-40		1538		1539		3853.00	3	200	11559.00	20		1436	1534			1540	1540

Notes:
1. Evacuate the system to a minimum measured vacuum of ~100 inches of water using a purge pump. Observe the vacuum gauge connected to the system with a "T"-fitting for at least one minute or longer.
2. Flow rates between 100 and 200 mL/min should be maintained during purging and sampling.
3. Vacuums less than 100 inches of water should be maintained during purging and sampling.
4. Leak check compound is ~~IPA~~ → 1,1-Difluoroethane (1,1-DFE). Apply leak check compound after completing the shut-in test and before purging and sampling.
5. WIWB = Water In Well Box
6. NF = No Flow
7. Resample = Resample probe location due to mobile lab instrument error while analyzing initial sample.

SOIL GAS SAMPLING RECORD - MOBILE LABORATORY

Project Name/Location: Former Ford Aeronutronics Facility
Sampler(s): Loc Ngo, Chemist: Robert Stangl
Recorder: Brianna Singh
Leak check compound(s) used: DFA
Apply leak check compound after completing the shut-in test and before purging and sampling.

Project Number: 8622397102.01.1D
Mobile Laboratory: H&P

Sampling Point ID	Sample Date	Shut-In Test[1] Start Time	Shut-In Test[1] Start Vacuum	Shut-In Test[1] End Time	Shut-In Test[1] End Vacuum	Purging: Calculated One Purge Volume (mL)	Purging: Conditions[2]	Purging: # of Purge Volumes	Purging: Purge Rate[3] (mL/min)	Purging: Total Volume Purged (mL)	Purging: Vacuum[4] (in H20)	Purging: Purge Start Time	Purging: Purge End Time	Sampling: Container Type[5]	Sampling: Container Size (mL or L)	Sampling: Start Time	Sampling: End Time	QA checklist[6]: TCE/PCE greater in shallow probe (Y/N)	QA checklist[6]: Leak check detected? (Y/N)	QA checklist[6]: Call, text or discuss? (Y/N)
SG-162-4.5	9/27/22	0851	125	0852	125	3529.55	WIWB	3	200	10588.65	BKS ~~200~~ 10	0853	0946	glass syringe	50 mL	0946	0946	–	N	N
SG-162-9	9/27/22	0855	125	0857	125	519.63	NF, WIWB	3	200	1558.90	60	0908	0910			–	–	–	–	–
REP @ 1006 SG-149-5	9/27/22	0930	125	0931	125	2314.28	REP WIWB	3	200	6942.84	0	0931	1006			1007	1007	–	N	N
SG-152-5	9/27/22	1031	125	1032	125	2264.78	NF	3	200	6794.35	80	1036	1038			–	–	–	–	–
SG-152-12.5	9/27/22	1027	125	1028	125	763.95	–	3	200	2291.84	5	1029	1041			1042	1042	–	N	N
SG-151-5	9/27/22	1059	125	1100	125	2264.78	NF	3	200	6794.35	>100	1100	1105			–	–	–	N	N
SG-151-12.5	9/27/22	1120	125	1121	125	763.95	–	3	200	2291.84	25	1122	1134			1136	1136	–	N	N
SG-148-4.5	9/27/22	1205	125	1206	125	3399.55	NF	3	200	10198.65	BKS ~~100~~ >100	1207	1210			–	–	–	N	N
SG-148-11	9/27/22	1159	125	1200	125	703.56	–	3	200	2110.68	0	1200	1211			1211	1211	–	N	N
SG-147-5	9/27/22	1256	125	1257	125	1636.78	WIWB	3	200	4910.34	20	1258	1323			1323	1323	N	N	N
SG-147-15	9/27/22	1256	125	1257	125	526.42	WIWB	3	200	1579.25	0	1258	1306			1306	1307	N	N	N
SG-14-5	9/27/22	1343	125	1344	125	3654.79	–	3	200	10964.36	0	1344	1439			1439	1439	N	N	N
SG-14-15	9/27/22	1343	125	1344	125	775.10	–	3	200	2325.31	0	1344	1356			1356	1356	N	N	N
SG-150-5	9/27/22	1501	125	1502	125	2264.78	–	3	200	6794.35	0	1503	1537			1537	1537	N	N	N
SG-150-14.5	9/27/22	1501	125	1502	125	772.87	–	3	200	2318.62	0	1503	1515			1515	1515	N	N	N

1. Evacuate the system to a minimum measured vacuum of ~100 inches of water using a purge pump. Observe the vacuum gauge connected to the system with a "T" fitting for at least one minute.
2. Specify conditions such as no flow (NF), water in well box (WIWB), or replicate sample collected (REP).
3. Maintain flow rates between 100 and 200 mL/min during purging and sampling.
4. Maintain vacuums less than 100 inches of water during purging and sampling.
5. Specify type of sample tool such as glass syringe (GS), tedlar bag (TB), or Summa canister (SC).
6. If the concentration of TCE and/or PCE concentration is higher in the shallow probe than the deep probe, call a task leader (Heidi, Isabella, Madi or Brian) and check depths with piano wire (PW). If the leak check compound(s) are detected, call a task leader and likely resample. Note if a call, text, Teams chat, or email was sent. **If you mark Y in these columns, follow up action is required.**

SOIL GAS SAMPLING RECORD - MOBILE LABORATORY

Project Name/Location: Former Ford Aerospace Facility
Sampler(s): Loc Ngo (H:P)
Wood: C. Nims
Leak check compound(s) used: DFA (1,1-Difluoroethane)
Apply leak check compound after completing the shut-in test and before purging and sampling.

Project Number: B622397102.01.10
Mobile Laboratory: H&P

		Shut-In Test[1]				Purging								Sampling				QA checklist[6]		
		Start		End										Container		Start	End			
Sampling Point ID	Sample Date	Time	Vacuum	Time	Vacuum	Calculated One Purge Volume (mL)	Conditions[2]	# of Purge Volumes	Purge Rate[3] (mL/min)	Total Volume Purged (mL)	Vacuum[4] (In H2O)	Purge Start Time	Purge End Time	Type[5]	Size (mL or L)	Time	Time	TCE/PCE greater in shallow probe (Y/N)	Leak check detected? (Y/N)	Call, text or discuss? (Y/N)
SG-24-15	9/19/22	0906	>100	0907	>100	775.10	NA	3	200	2325.31	Ø	0908	0920	GS	50 x2	0922	0922	N	N	N
REP SG-24-15 REP	9/19/22	0944	>100	0945	>100	775.10	NA REP	3	200	2325.31	Ø	0908	0920	GS	50 x2	0946	0946	N	N	N
SG-24-5	9/19/22	0921	>100	0922	>100	3654.79	NA*	3	200	10964.36	Ø	0923	1015	GS	50 x2	1016	~~0946~~ 1016	N	N	N* Y HDF re purge time
SG-ROW-01A-24.5	9/19/22	1056	>100	1057	>100	1174.18	NA	3	200	3522.53	Ø	1058	1116	GS	50 x2	1116	1116	N	N	N
SG-ROW-01A-14.5	9/19/22	1126	>100	1127	>100	1537.37	see QA	3	200	4612.12	Ø	1128	1153	GS	50 x2	1153	1153	Y	N	Y* HDF re conc @ 14.5'
* DIL @ 1346 SG-ROW-01A-5.5	9/19/22	1157	>100	1158	>100	2479.38	NA	3	200	7438.13	Ø	1200	1238	GS	50 x2	1238	1238	N	N	N
SG-76A-15	9/19/22	1246	>100	1247	>100	1264.09	*DIL	3	200	3792.29	Ø	1248	1308	GS	50 x2	1308	1308	N	N	N
SG-76A-5	9/19/22	1313	>100	1314	>100	2617.57	NA	3	200	7852.71	Ø	1315	1357	GS	50 x2	1407	1407	N	N	N
SG-75A-9	9/19/22	1410	>100	1411	>100	1464.72	bolt stripped nut	3	200	4394.17	Ø	1412	1434	GS	50 x2	1434	1434	N	N	Y* Bmr re well lid removed

1. Evacuate the system to a minimum measured vacuum of -100 inches of water using a purge pump. Observe the vacuum gauge connected to the system with a "T" fitting for at least one minute.
2. Specify conditions such as no flow (NF), water in well box (WIWB), or replicate sample collected (REP).
3. Maintain flow rates between 100 and 200 mL/min during purging and sampling.
4. Maintain vacuums less than 100 inches of water during purging and sampling.
5. Specify type of sample tool such as glass syringe (GS), tedlar bag (TB), or Summa canister (SC).
6. If the concentration of TCE and/or PCE concentration is higher in the shallow probe than the deep probe, call a task leader (Heidi, Isabella, Madi or Brian) and check depths with plano wire (PW). If the leak check compound(s) are detected, call a task leader and likely resample. Note if a call, text, Teams chat, or email was sent. If you mark Y in these columns, follow up action is required.

wood.

SOIL GAS SAMPLING RECORD - MOBILE LABORATORY

Project Name/Location: Ford Newport Beach
Sampler(s): Kalin Howell

Project No.: 8622397102.01.1D
Mobile Laboratory: H+P

	Sampling Point ID	Sample Date	Shut-In Test[1] Start Time	Shut-In Test[1] Start Vacuum	Shut-In Test[1] End Time	Shut-In Test[1] End Vacuum	Purging: Calculated One Purge Volume (mL)	# of Purge Volumes	Purge Rate[2] (mL/min)	Total Volume Purged (mL)	Vacuum[3] (in H_2O)	~~n-pentane n-hexane n-heptane~~ Leak Check Compound[4]	Purge Start Time	Purge End Time	Sampling: Container Glass Syringe Type	Sampling: Container 50mL Size	Sampling: Start Time	Sampling: End Time
	SG-100-5	8/9/22	0812	100	0813	100	3654.79	3	200	10964.36	20	✓	0814	0909	↓	↓	0910	0910
NF[5]	SG-100-15		0812		0813		775.10	0.19	200	150	>100	—	0814	0815	—	—	—	—
	SG-99-5		0848		0849		2264.78	3	200	6794.35	20	✓	0850	0929	↓	↓	0938	0938
NF	SG-99A-14.5		0929		0930		1357.085	0.09	200	117	>100	—	0931	0932	—	—	—	—
NF	SG-131A-14.5		1038		1039		1487.085	0.18	200	267	>100	—	1040	1042	—	—	—	—
	SG-131-5		0959		1000		1796.78	3	200	5390.34	<10	✓	1001	1028	↓	↓	1029	1029
NF	SG-131-15		0959		1000		521.42	0.22	200	116	>100	—	1001	1001	—	—	—	—
	SG-92-5		1056		1057		2264.78	3	200	6794.35	<5	✓	1058	1132			1148	1148
	SG-92A-8.5		1107		1108		1205.418	3	200	3616.25	<10	✓	1109	1127			1128	1128
	SG-33-5		1212		1213		2264.78	3	100	6794.35	55	✓	1214	1321	↓	↓	1322	1322
NF	SG-33-15		1212		1213		775.10	0.32	200	250	>100	—	1214	1215	—	—	—	—
Water in well tubing; NF	SG-91-5		1346		1347		2264.78	0	200	0	>100	✓	1348	1348	—	—	—	—
WIWB	SG-91-15		1346		1347		775.10	3	200	2325.31	60	✓	1348	1354			1400	1400 → REP @1421
	SG-34-5		1453		1454		2264.78	3	200	6794.35	<10	✓	1455	1529			1530	1530
WIWB	SG-34-15		1453		1454		775.10	3	200	2325.31	20	✓	1455	1507	↓	↓	1508	1508

Notes:

1. Evacuate the system to a minimum measured vacuum of ~100 inches of water using a purge pump. Observe the vacuum gauge connected to the system with a "T"-fitting for at least one minute or longer.
2. Flow rates between 100 and 200 mL/min should be maintained during purging and sampling.
3. Vacuums less than 100 inches of water should be maintained during purging and sampling.
4. Leak check compound is ~~IPA~~ → 1,1-Difluoroethene (1,1-DFE). Apply leak check compound after completing the shut-in test and before purging and sampling.
5. NF = No Flow
6. WIWB = Water in well box

wood.

SOIL GAS SAMPLING RECORD - MOBILE LABORATORY

Project Name/Location: Ford Newport Beach
Sampler(s): Kalin Howell
Project No.: 8622397102.01.10
Mobile Laboratory: H+P

		Shut-In Test[1]				Purging								Sampling			
		Start		End										Container		Start	End
Sampling Point ID	Sample Date	Time	"Water Vacuum	Time	"Water Vacuum	Calculated One Purge Volume (mL)	# of Purge Volumes	Purge Rate[2] (mL/min)	Total Volume Purged (mL)	Vacuum[3] (in H_2O)	~~n-pentane~~ ~~n-hexane~~ ~~n-heptane~~ Leak Check Compound[4]	Purge Start Time	Purge End Time	Glass syringe Type	50 mL Size	Time	Time
WIWB[5] SG-96-5	8/11/22	0808	100	0809	100	3654.79	3	200	10964.36	20	✓	0810	0905			0942	0942
SG-96-15		0808		0809		775.10	3	200	2325.31	55	✓	0810	0822			0924	0924
WIWB SG-35-5		0836		0837		2264.78	3	200	6794.35	25	✓	0838	0919			1031	1031
SG-35-15		0836		0837		775.10	3	200	2325.31	25	✓	0838	0850			1011	1011
WIWB SG-97-5		1001		1002		2264.78	3	200	6794.35	<10	✓	1003	1037			1117	1117
SG-97-15		1001		1002		775.10	3	200	2325.31	70	✓	1013	1015			1058	1058
SG-43-5		1102		1103		2264.78	3	200	6794.35	0	✓	1104	1138			1202	1202
SG-43-15		1102		1103		775.10	3	200	2325.31	<5	✓	1104	1116			1142	1142 — REP @ 1220
Resample[6] SG-96-5		~~1216~~ 1332	15"Hg	~~1217~~ 1333	15"Hg	3654.79	~0.009	~68	34	20	✓	~~1216~~ 1334	~~1219~~ 1335			1336	1336
SG-62A-5.5		1416	100	1417	100	4920.278	~~1476.834~~ 3	200	14760.84	15	36 µg/m³	1418	1532			1533	1533
SG-62A-12		1416		1417		2665.557	3	200	7996.67	<5	225 µg/m³	1418	1458			1500	1500

Notes:
1. Evacuate the system to a minimum measured vacuum of ~100 inches of water using a purge pump. Observe the vacuum gauge connected to the system with a "T"-fitting for at least one minute or longer.
2. Flow rates between 100 and 200 mL/min should be maintained during purging and sampling.
3. Vacuums less than 100 inches of water should be maintained during purging and sampling.
4. Leak check compound is ~~IPA~~. Apply leak check compound after completing the shut-in test and before purging and sampling.
   → 1,1-Difluoroethane ~~(1,1-DFA)~~ (1,1-DFA)

5. WIWB = Water In Well Box
6. Resample = Resample probe location due to mobile lab instrument error while analyzing initial sample. Probe purged 1 tubing volume (34 mL) via syringe prior to sampling, since over 2 hours passed since initial purge.

wood.

SOIL GAS SAMPLING RECORD - MOBILE LABORATORY

Project Name/Location: Ford Newport Beach
Sampler(s): Casey Paron
Project No.: 8622397102
Mobile Laboratory: H+P

Sampling Point ID	Sample Date	Shut-In Test[1] Start Time	Shut-In Test[1] Start Vacuum	Shut-In Test[1] End Time	Shut-In Test[1] End Vacuum	Calculated One Purge Volume (mL)	# of Purge Volumes	Purge Rate[2] (mL/min)	Total Volume Purged (mL)	Vacuum[3] (in H_2O)	n-pentane n-hexane n-heptane ~~IPA~~ DFA Leak Check Compound[4]	Purge Start Time	Purge End Time	Sampling Container Type	Sampling Container Size	Sampling Start Time	Sampling End Time
SG-39-15	8/31/22	0833	100	0844	100	775.10	3	200	2325.31	0		08:44	08:46	glass syringe	50cc x2	09:28	09:28
SG-39-5		08:38	100	08:39	100	2264.78			6794.35			08:39	09:13			10:08	10:08
SG-39-15 REP		09:47	100	09:48	100	775.10			2325.31			08:44	08:46			09:48	09:48
SG-45-15		10:25	100	10:26	100	775.10			2325.31			10:29	10:40			10:40	10:40
SG-45-5		10:29	100	10:30	100	2264.78			6794.35			10:30	11:05			11:05	11:05
SG-159-15		11:22	100	11:23	100	562.42			1689.25			11:23	11:33			11:33	11:33
SG-159-5		11:25	100	11:26	100	2066.78			6200.34			11:26	11:57			11:57	11:57
no flow ~~SG-11-01B-40~~		~~12:56~~	~~100~~						~~11679.0~~								
SG-11-01B-30		13:00	100	13:01	100	2748.37			8245.10			13:01	13:42			13:59	13:59
SG-11-01A-20		13:08	100	13:09	100	1813.73			5441.20			13:09	13:36			13:36	13:36
SG-11-01A-20RD		14:40	100	14:41	100	1813.73			5441.20			13:09	13:36			14:41	14:41

Notes:
1. Evacuate the system to a minimum measured vacuum of ~100 inches of water using a purge pump. Observe the vacuum gauge connected to the system with a "T"-fitting for at least one minute or longer.
2. Flow rates between 100 and 200 mL/min should be maintained during purging and sampling.
3. Vacuums less than 100 inches of water should be maintained during purging and sampling.
4. Leak check compound is IPA. Apply leak check compound after completing the shut-in test and before purging and sampling.

wood.

SOIL GAS SAMPLING RECORD - MOBILE LABORATORY

Project Name/Location: Ford Newport Beach
Sampler(s): Casey Polan

Project No.: 8622397102
Mobile Laboratory: H+P

Sampling Point ID	Sample Date	Shut-In Test[1] Start Time	Shut-In Test[1] Start Vacuum	Shut-In Test[1] End Time	Shut-In Test[1] End Vacuum	Purging: Calculated One Purge Volume (mL)	# of Purge Volumes	Purge Rate[2] (mL/min)	Total Volume Purged (mL)	Vacuum[3] (in H_2O)	~~n-pentane~~ ~~n-hexane~~ ~~n-heptane~~ DFA Leak Check Compound[4]	Purge Start Time	Purge End Time	Sampling: Container Type	Container Size	Start Time	End Time
PSG-11-26-15	8/30/22	08:03	100	08:04	100	551.42	3	200	1654.25	0		08:05	08:14	glass syringe	50cc x2	08:29	08:29
PSG-11-26-5		08:03	100	08:04	100	1866.78			5600.34			08:05	08:33			08:55	08:55
PSG-11-27-15		08:47	100	08:48	100	551.42			1654.25			08:49	08:57			09:42	09:42
PSG-11-27-5		08:57	100	08:58	100	2006.78			6020.34			08:59	09:29			10:04	10:04
PSG-11-26-5-REP		09:18	>100	09:19	>100	1866.78			5600.34			08:05	08:33			09:26	09:26
PSG-11-28-15		10:06	100	10:07	100	576.42			1729.25			10:08	10:16			10:25	10:25
PSG-11-28-5		10:14	100	10:15	100	1926.78			5780.34			10:15	10:44			10:45	10:45
PSG-11-29-15		10:47	100	10:48	100	576.42			1729.25			10:49	10:58			11:09	11:09
PSG-11-29-5		10:54	100	10:55	100	1986.78			5960.34			10:55	11:25			11:36	11:36
PSG-11-30-15		11:40	100	11:41	100	576.42			1729.25			11:41	11:50			12:08	12:08
PSG-11-30-5		11:40	100	11:41	100	1891.78			5675.34			11:41	12:09			13:11	13:11
SG-40-15		13:23	100	13:24	100	775.10			2325.31			13:24	13:36			13:36	13:36
SG-40-5		13:22	100	13:24	100	2264.78			6794.35			13:24	14:00			1400	14:00

Notes:

1. Evacuate the system to a minimum measured vacuum of ~100 inches of water using a purge pump. Observe the vacuum gauge connected to the system with a "T"-fitting for at least one minute or longer.
2. Flow rates between 100 and 200 mL/min should be maintained during purging and sampling.
3. Vacuums less than 100 inches of water should be maintained during purging and sampling.
4. Leak check compound is IPA. Apply leak check compound after completing the shut-in test and before purging and sampling.

SOIL GAS SAMPLING RECORD - MOBILE LABORATORY

Project Name/Location: Former Ford Aeronutronics Facility
Sampler(s): Ellen Smith

Project Number: 60222971 02.01.1D
Mobile Laboratory: H&P

Leak check compound(s) used: DF4
Apply leak check compound after completing the shut-in test and before purging and sampling.

Sampling Point ID	Sample Date	Shut-In Test[1] Start Time	Shut-In Test[1] Start Vacuum	Shut-In Test[1] End Time	Shut-In Test[1] End Vacuum	Purging: Calculated One Purge Volume (mL)	Purging: Conditions[2]	Purging: # of Purge Volumes	Purging: Purge Rate[3] (mL/min)	Purging: Total Volume Purged (mL)	Purging: Vacuum[4] (in H2O)	Purging: Purge Start Time	Purging: Purge End Time	Sampling: Container Type[5]	Sampling: Container Size (mL or L)	Sampling: Start Time	Sampling: End Time	QA checklist[6]: TCE/PCE greater in shallow probe (Y/N)	QA checklist[6]: Leak check detected? (Y/N)	QA checklist[6]: Call, text or discuss? (Y/N)	
SG-75B-5	10/13/2022	0839	125	0840	125	3092.57 ~~2264.78~~	DRY	3	200	9277.71	10	0841	0927	GLASS	50 cc	0928	0929	N	N	—	SG-75B-5
SG-75B-15		0839	125	0840	125	1039.098	DRY	3	200	3117.29	0	0841	0856	"	"	0858	0858	N	N	—	SG-75B-15
SG-42-5		1016	125	1017	125	2264.68	DRY	3	200	6794.35	0	1018	1052	"	"	1053	1053	N	N	—	SG-42-5
SG-42-15		1016	125	1017	125	775.10	DRY	3	200	2325.31	10	1018	1029	"	"	1032	1032	N	N	—	SG-42-15
SG-42-15 REP		1108	125	1109	125	775.10 ~~875.10~~ ES	DRY	—	—	2425.31	10	NA	NA	"	"	1110	1110	N	N	—	SG-42-15 REP

1. Evacuate the system to a minimum measured vacuum of -100 inches of water using a purge pump. Observe the vacuum gauge connected to the system with a "T" fitting for at least one minute.
2. Specify conditions such as no flow (NF), water in well box (WIWB), or replicate sample collected (REP).
3. Maintain flow rates between 100 and 200 mL/min during purging and sampling.
4. Maintain vacuums less than 100 inches of water during purging and sampling.
5. Specify type of sample tool such as glass syringe (GS), tedlar bag (TB), or Summa canister (SC).
6. If the concentration of TCE and/or PCE concentration is higher in the shallow probe than the deep probe, call a task leader (Haidi, Isabella, Madi or Brian) and check depths with piano wire (PW). If the leak check compound(s) are detected, call a task leader and likely resample. Note if a call, text, Teams chat, or email was sent. If you mark Y in these columns, follow up action is required.

SOIL GAS SAMPLING RECORD - MOBILE LABORATORY

Project Name/Location: Former Ford Aerospace Facility
Sampler(s): Loc Ngo (H:P)
Wood: E. Nims
Leak check compound(s) used: DFA (1,1-Difluoroethane)
Apply leak check compound after completing the shut-in test and before purging and sampling.

Project Number: 8622397102.01.10
Mobile Laboratory: H&P

		Shut-In Test[1]				Purging								Sampling				QA checklist[6]		
		Start		End										Container		Start	End			
Sampling Point ID	Sample Date	Time	Vacuum	Time	Vacuum	Calculated One Purge Volume (mL)	Conditions[2]	# of Purge Volumes	Purge Rate[3] (mL/min)	Total Volume Purged (mL)	Vacuum[4] (In H2O)	Purge Start Time	Purge End Time	Type[5]	Size (mL or L)	Time	Time	TCE/PCE greater in shallow probe (Y/N)	Leak check detected? (Y/N)	Call, text or discuss? (Y/N)
SG-24-15	9/19/22	0906	>100	0907	>100	775.10	NA	3	200	2325.31	Ø	0908	0920	GS	50 x2	0922	0922	N	N	N
REP SG-24-15 REP	9/19/22	0944	>100	0945	>100	775.10	NA REP	3	200	2325.31	Ø	0908	0920	GS	50 x2	0946	0946	N	N	N
SG-24-5	9/19/22	0921	>100	0922	>100	3654.79	NA*	3	200	10964.36	Ø	0923	1015	GS	50 x2	1016	~~0946~~ 1016	N	N	N* Y HDF re purge time
SG-ROW-01A-24.5	9/19/22	1056	>100	1057	>100	1174.18	NA	3	200	3522.53	Ø	1058	1116	GS	50 x2	1116	1116	N	N	N
SG-ROW-01A-14.5	9/19/22	1126	>100	1127	>100	1537.37	see QA	3	200	4612.12	Ø	1128	1153	GS	50 x2	1153	1153	Y	N	Y* HDF re conc @ 14.5'
* DIL @ 1346 SG-ROW-01A-5.5	9/19/22	1157	>100	1158	>100	2479.38	NA	3	200	7438.13	Ø	1200	1238	GS	50 x2	1238	1238	N	N	N
SG-76A-15	9/19/22	1246	>100	1247	>100	1264.09	DIL	3	200	3792.29	Ø	1248	1308	GS	50 x2	1308	1308	N	N	N
SG-76A-5	9/19/22	1313	>100	1314	>100	2607.57	NA	3	200	7852.71	Ø	1315	1357	GS	50 x2	1407	1407	N	N	N
SG-75A-9	9/19/22	1410	>100	1411	>100	1464.72	bolt stripped nut	3	200	4394.17	Ø	1412	1434	GS	50 x2	1434	1434	N	N	Y* Bmre well lid removed

1. Evacuate the system to a minimum measured vacuum of ~100 inches of water using a purge pump. Observe the vacuum gauge connected to the system with a "T" fitting for at least one minute.
2. Specify conditions such as no flow (NF), water in well box (WIWB), or replicate sample collected (REP).
3. Maintain flow rates between 100 and 200 mL/min during purging and sampling.
4. Maintain vacuums less than 100 inches of water during purging and sampling.
5. Specify type of sample tool such as glass syringe (GS), tedlar bag (TB), or Summa canister (SC).
6. If the concentration of TCE and/or PCE concentration is higher in the shallow probe than the deep probe, call a task leader (Heidi, Isabella, Madi or Brian) and check depths with piano wire (PW). If the leak check compound(s) are detected, call a task leader and likely resample. Note if a call, text, Teams chat, or email was sent. If you mark Y in these columns, follow up action is required.

SOIL GAS SAMPLING RECORD - MOBILE LABORATORY

wsp

Project Name/Location: Former Ford Aeronutronics Facility
Sampler(s): Ellen Smith

Project Number: 8622397102.01.1D
Mobile Laboratory: H&P

Leak check compound(s) used: DF4
Apply leak check compound after completing the shut-in test and before purging and sampling.

Sampling Point ID	Sample Date	Shut-In Test[1] Start Time	Shut-In Test[1] Start Vacuum	Shut-In Test[1] End Time	Shut-In Test[1] End Vacuum	Purging: Calculated One Purge Volume (mL)	Purging: Conditions[2]	Purging: # of Purge Volumes	Purging: Purge Rate[3] (mL/min)	Purging: Total Volume Purged (mL)	Purging: Vacuum[4] (in H20)	Purging: Purge Start Time	Purging: Purge End Time	Sampling: Container Type[5]	Sampling: Container Size (mL or L)	Sampling: Start Time	Sampling: End Time	QA checklist[6]: TCE/PCE greater in shallow probe (Y/N)	QA checklist[6]: Leak check detected? (Y/N)	QA checklist[6]: Call, text or discuss? (Y/N)	
SG-75B-5	10132022	0839	125	0840	125	3092.57 ~~2264.78~~ ES	DRY	3	200	9277.71	10	0841	0927	GLASS	50 cc	0928	0928	N	N	—	SG-75B-5
SG-75B-15	↓	0839	125	0840	125	1039.098	DRY	3	200	3117.29	0	0841	0856	"	"	0858	0858	N	N	—	SG-75B-15
SG-42-5	↓	1016	125	1017	125	2264.68	DRY	3	200	6794.35	0	1018	1052	"	"	1053	1053	N	N	—	SG-42-5
SG-42-15	↓	1016	125	1017	125	775.10	DRY	3	200	2325.31	10	1018	1029	"	"	1032	1032	N	N	—	SG-42-15
SG-42-15 REP	↓	1108	125	1109	125	775.10 ~~875.10~~ ES	DRY	—	—	2425.31	10	NA	NA	"	"	1110	1110	N	N	—	SG-42-15 REP

1. Evacuate the system to a minimum measured vacuum of ~100 inches of water using a purge pump. Observe the vacuum gauge connected to the system with a "T" fitting for at least one minute.
2. Specify conditions such as no flow (NF), water in well box (WIWB), or replicate sample collected (REP).
3. Maintain flow rates between 100 and 200 mL/min during purging and sampling.
4. Maintain vacuums less than 100 inches of water during purging and sampling.
5. Specify type of sample tool such as glass syringe (GS), tedlar bag (TB), or Summa canister (SC).
6. If the concentration of TCE and/or PCE concentration is higher in the shallow probe than the deep probe, call a task leader (Heidi, Isabella, Madi or Brian) and check depths with plano wire (PW). If the leak check compound(s) are detected, call a task leader and likely resample. Note if a call, text, Teams chat, or email was sent. **If you mark Y in these columns, follow up action is required.**

SOIL GAS SAMPLING RECORD - MOBILE LABORATORY

wsp

Project Name/Location: Former Ford Aeronutronics Facility
Sampler(s): Ellen Smith

Project Number: 8622397102.01.1D
Mobile Laboratory: H&P

Leak check compound(s) used: DFA
Apply leak check compound after completing the shut-in test and before purging and sampling.

Sampling Point ID	Sample Date	Shut-In Test[1] Start Time	Shut-In Test[1] Start Vacuum	Shut-In Test[1] End Time	Shut-In Test[1] End Vacuum	Purging: Calculated One Purge Volume (mL)	Purging: Conditions[2]	Purging: # of Purge Volumes	Purging: Purge Rate[3] (mL/min)	Purging: Total Volume Purged (mL)	Purging: Vacuum[4] (in H20)	Purging: Purge Start Time	Purging: Purge End Time	Sampling: Container Type[5]	Sampling: Container Size (mL or L)	Sampling: Start Time	Sampling: End Time	QA checklist[6]: TCE/PCE greater in shallow probe (Y/N)	QA checklist[6]: Leak check detected? (Y/N)	QA checklist[6]: Call, text or discuss? (Y/N)	
SG-102A-7.5	10/7/2022	0830	125	0831	125	2275.94	WATER IN LINE	3	200	6827.82	WATER IN LINE DURING			PURGE SO DID NOT SAMPLE				NA	NA	NA	NO SAMPLE
SG-102A-15		0829	125	0830	125	775.10	WB DRY	3	200	2325.31	0	0839	0851	GLASS	50 cc	0852	0852	N	N	N	11:37
SG-176-5		1002	125	1003	125	1664.28	WATER IN WB	3	200	4992.84	0	1003	1028	"	"	1040	1040	N	N	N	24:57
SG-176-15		1001	125	1002	125	621.42	WATER IN WB	3	200	1864.25	0	1003	1013	"	"	1015	1015	N	N	N	9:19
SG-102A-15-REP		—	—	—	—	—	REP	—	—	—	—	—	—	GLASS	50 cc	0916	0916	N	N	N	REP
SG-177-5		1122	125	1123	125	1866.78	WB DRY	3	200	5600.34	0	1123	1152	"	"	1201	1201	N	N	N	28
SG-177-15		1122	125	1123	125	571.42	WB DRY	3	200	1714.25	0	1123	1132	"	"	1133	1133	N	N	N	8:34
SG-88-5 NO FLOW		1239	125	1240	125	3654.79	W/WB	3	200	10964.36	>100	1241	— NO	FLOW	—	NO	FLOW	—			54:49 NO FLOW
SG-37-5		1326	125	1328	125	2264.78	WB DRY	3	200	6794.35	~20	1328	1403	GLASS	50 cc	1433	1433	N	N	N	33:58
SG-37-15		1326	125	1328	125	775.10	TUBING < 6"	3	200	2325.31	~20	1328	1340	"	"	1341	1341	N	N	N	37
SG-37-15		—	—	—	—	—	—	—	—	—	—	—	—	"	"	1407	1407	NEEDED DUE TO LAB INTERFERENCE N	TO RE-SAMPLE N	N	

1. Evacuate the system to a minimum measured vacuum of >100 inches of water using a purge pump. Observe the vacuum gauge connected to the system with a "T" fitting for at least one minute.
2. Specify conditions such as no flow (NF), water in well box (WIWB), or replicate sample collected (REP).
3. Maintain flow rates between 100 and 200 mL/min during purging and sampling.
4. Maintain vacuums less than 100 inches of water during purging and sampling.
5. Specify type of sample tool such as glass syringe (GS), tedlar bag (TB), or Summa canister (SC).
6. If the concentration of TCE and/or PCE concentration is higher in the shallow probe than the deep probe, call a task leader (Heidi, Isabella, Madi or Brian) and check depths with plano wire (PW). If the leak check compound(s) are detected, call a task leader and likely resample. Note if a call, text, Teams chat, or email was sent. **If you mark Y in these columns, follow up action is required.**

wood.

SOIL GAS SAMPLING RECORD - MOBILE LABORATORY

Project Name/Location: Ford Newport Beach
Sampler(s): Mobin Mahmoudi / Mike Aerriford
Project No.: 8622397102.01.1D
Mobile Laboratory: H&P

Sampling Point ID	Sample Date	Shut-In Test[1] Start Time	Shut-In Test[1] Start Vacuum	Shut-In Test[1] End Time	Shut-In Test[1] End Vacuum	Purging: Calculated One Purge Volume (mL)	# of Purge Volumes	Purge Rate[2] (mL/min)	Total Volume Purged (mL)	Vacuum[3] (in H_2O)	Leak Check Compound[4] (DFA ~~n-pentane~~ ~~n-hexane~~ ~~n-heptane~~)	Purge Start Time	Purge End Time	Sampling: Container Glass syringe Type	Container 50 mL Size	Start Time	End Time
NF SG-132-5	08/16/22	8:12	100	8:13	100	1816.78	3	100	5450.34	—	—	~~8:14~~	~~8:42~~			—	— NF
SG-132-15	08/16/22	8:12	100	8:13	100	521.42	3	200	1564.25	<10	✓	8:14	8:22			8:23	8:23
PSG-10-13-5	08/16/22	9:00	100	9:01	100	1941.78	3	200	5825.34	<10	✓	9:02	9:32			9:33	9:33
WIWB REP@10:12 PSG-10-13-15	08/16/22	9:00	100	9:01	100	521.42	3	200	1564.25	<10	✓	9:02	9:10			9:10	9:10
PSG-10-15-5	08/16/22	9:19	100	9:20	100	2081.78	3	200	6245.35	<10	✓	9:21	9:53			10:36	10:36
PSG-10-15-15	08/16/22	9:19	100	9:20	100	521.42	3	200	1564.25	<10	✓	9:21	9:29			9:53	9:53
PSG-10-17-5	08/16/22	10:08	100	10:09	100	1941.78	3	200	5825.34	<10	✓	10:10	10:40			11:16	11:16
PSG-10-17-15	08/16/22	10:08	100	10:09	100	521.42	3	200	1564.25	<10	✓	10:10	10:18			10:55	10:55
PSG-10-18-5	08/16/22	11:13	100	11:14	100	1941.78	3	200	5825.34	<10	✓	11:15	11:45			12:04	12:09
PSG-10-18-10.5	08/16/22	11:13	100	11:14	100	521.33	3	200	1563.99	<10	✓	11:15	11:23			11:40	11:40
PSG-10-19-5	08/16/22	12:57	100	12:58	100	1941.78	3	200	5825.34	<10	✓	12:59	13:29			13:34	13:34
PSG-10-19-15	08/16/22	12:57	100	12:58	100	521.42	3	200	1564.25	<10	✓	12:59	13:07			13:08	13:08
PSG-10-20-5	08/16/22	13:39	100	13:40	100	1836.78	3	200	5510.34	<10	✓	13:41	14:09			14:34	14:34
PSG-10-20-15	08/16/22	13:39	100	13:40	100	521.42	3	200	1564.25	<10	✓	13:41	13:49			14:04	14:04

Notes:
1. Evacuate the system to a minimum measured vacuum of ~100 inches of water using a purge pump. Observe the vacuum gauge connected to the system with a "T"-fitting for at least one minute or longer.
2. Flow rates between 100 and 200 mL/min should be maintained during purging and sampling.
3. Vacuums less than 100 inches of water should be maintained during purging and sampling.
4. Leak check compound is IPA. Apply leak check compound after completing the shut-in test and before purging and sampling.
5. WIWB = water in well box
6. NF = No Flow

SOIL GAS SAMPLING RECORD - MOBILE LABORATORY

Project Name/Location: Former Ford Aeronutronics Facility
Sampler(s): Casey Paron

Project Number: 8622397102
Mobile Laboratory: H+P

Leak check compound(s) used: DFA
Apply leak check compound after completeing the shut-in test and before purging and sampling.

		Shut-In Test[1]				Purging								Sampling				QA checklist[6]		
		Start		End										Container		Start	End			
Sampling Point ID	Sample Date	Time	Vacuum	Time	Vacuum	Calculated One Purge Volume (mL)	Conditions[2]	# of Purge Volumes	Purge Rate[3] (mL/min)	Total Volume Purged (mL)	Vacuum[4] (In H20)	Purge Start Time	Purge End Time	Type[5]	Size (mL or L)	Time	Time	TCE/PCE greater in shallow probe (Y/N)	Leak check detected? (Y/N)	Call, text or discuss? (Y/N)
SG-185-5	9/2/22	08:13	>100	08:14	>100	3101.78	N/A	3	200	9305.34	0	08:15	09:01	GS	50x2	09:24	09:24	N	N	N
SG-189-15		08:19	>100	08:20	>100	946.42	N/A			2839.25	0	08:23	08:39			08:52	08:52	N	N	N
SG-189-5		08:19	>100	08:20	>100	2701.78	N/A			8105.34	0	08:23	09:04			09:43	09:43	N	N	N
SG-188-15		10:02	>100	10:03	>100	1046.42	N/A			3139.25	0	10:04	10:20			10:20	10:20	N	N	N
SG-188-5		10:02	>100	10:03	>100	2576.78	N/A			7730.34	0	10:04	10:43			11:10	11:10	N	N	N
SG-188-15 REP		10:02	>100	10:03	>100	1046.42	N/A			3139.25	0	10:04	10:20			10:43	10:43	N	N	N
SG-187-15		11:20	>100	11:21	>100	946.42	damaged skirt			2839.25	0	11:23	11:37			11:38	11:38	N	N	Y
SG-187-5		11:20	>100	11:21	>100	3051.78	↓			9155.34	0	11:23	12:10			12:10	12:10	N	N	Y
SG-186-15		12:17	>100	12:18	>100	1071.42	N/A			3214.25	0	12:19	12:35			12:39	12:39	N	N	N
SG-186-5		12:17	>100	12:18	>100	2726.78	N/A	↓	↓	8180.34	0	12:19	13:00	↓	↓	13:00	13:00	N	N	N

CP

1. Evacuate the system to a minimum measured vacuum of ~100 inches of water using a purge pump. Observe the vacuum gauge connected to the system with a "T" fitting for at least one minute.
2. Specify conditions such as no flow (NF), water in well box (WIWB), or replicate sample collected (REP).
3. Maintain flow rates between 100 and 200 mL/min during purging and sampling.
4. Maintain vacuums less than 100 inches of water during purging and sampling.
5. Specify type of sample tool such as glass syringe (GS), tedlar bag (TB), or Summa canister (SC).
6. If the concentration of TCE and/or PCE concentration is higher in the shallow probe than the deep probe, call a task leader (Heidi, Isabella, Madi or Brian) and check depths with piano wire (PW). If the leak check compound(s) are detected, call a task leader and likely resample. Note if a call, text, Teams chat, or email was sent. **If you mark Y in these columns, follow up action is required.**

wsp

SOIL GAS CONSTRUCTION SUMMARY

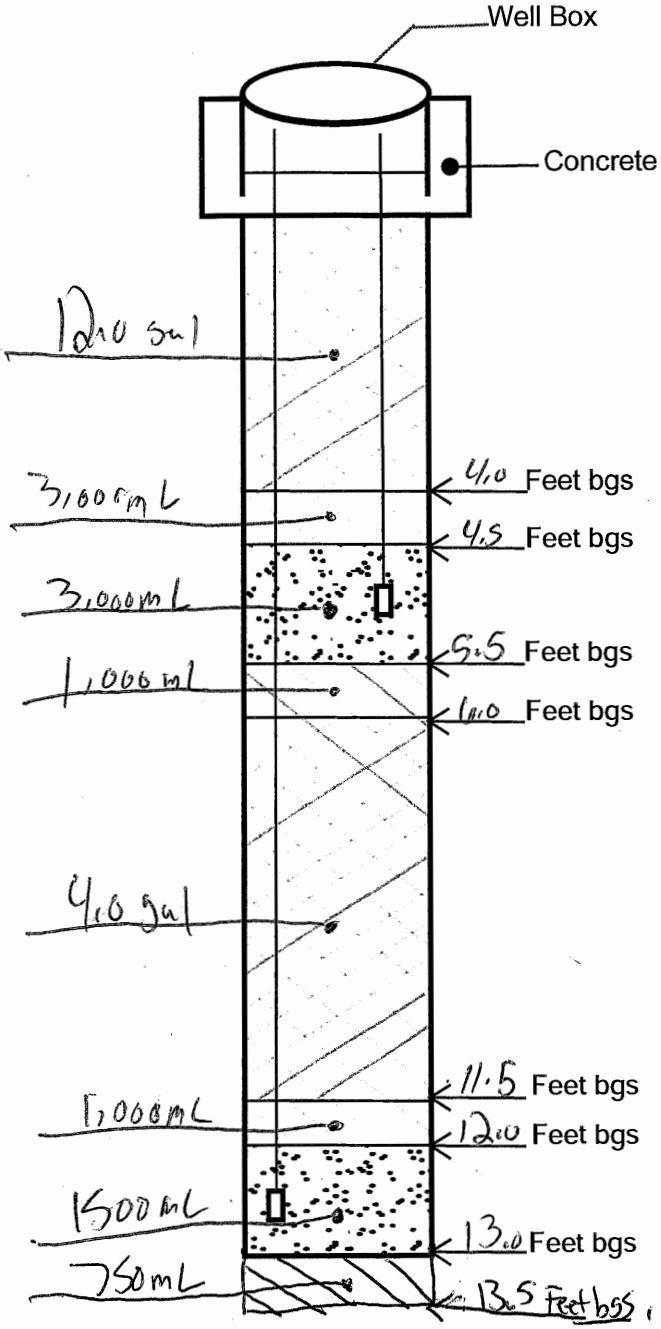

Well ID: S6-190

Date: 09/30/22

Project/Task No.: 8622397107

Drilling Contractor: Interphase Environmental Inc

CONSTRUCTION DETAILS

Borehole Diameter (inches):

Diameter	Feet	bgs
6"	0	4.5
3.25"	4.5	13.5

Surface Completion Type: 6" EMCO Box

Probe Depth(s): 5' & 12.5

Probe Type: 3" Stainless Steel

Tubing Type: 0.25" teflon tubing

GPS Recorded: Yes ☑ No ☐

Tubing length(s) at the surface: 5' probe 1', 12.5' probe 1.5'

Comments: PVC tremie pipe used to insert all well construction material

Filter Pack #3 Sand

Grout Cement Bentonite Grout (5% Bentonit)

Dry Granular Bentonite No. 8

SOIL GAS CONSTRUCTION SUMMARY

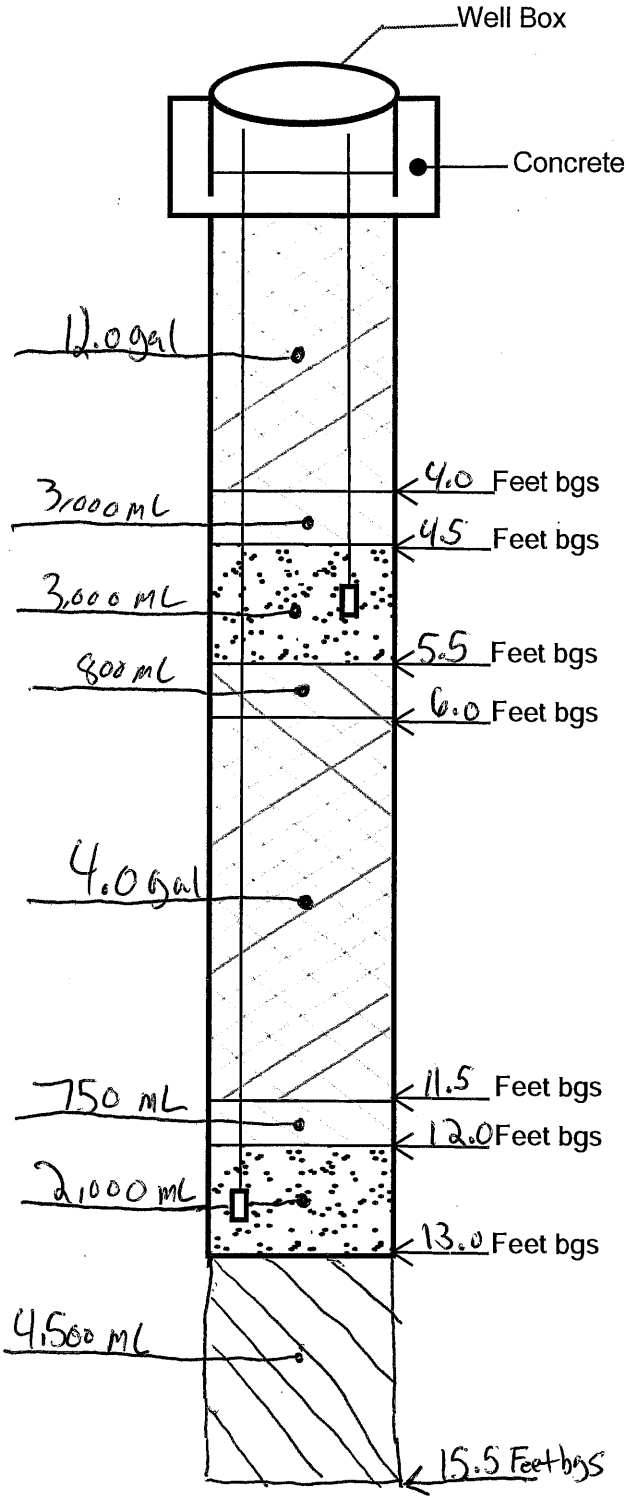

Well ID: S6-191

Date: 09/30/22

Project/Task No.: 862387107

Drilling Contractor: Interphase Environmental

CONSTRUCTION DETAILS

Borehole Diameter (inches):

Diameter	Feet	bgs
6"	0'	4.5
3.25"	4.5	15.5

Surface Completion Type: 6" EMCO BOX

Probe Depth(s): 5' & 12.5'

Probe Type: 3" Stainless steel

Tubing Type: 0.25" Teflon tubing

GPS Recorded: Yes ☑ No ☐

Tubing length(s) at the surface:
5' = 12.5' =

Comments: PVC tremie pipe used to insert all well construction material.

Filter Pack #3 Sand

Grout Cement Bentonite Grout (5% Bentonite)

Dry Granular Bentonite No. 8

SOIL GAS CONSTRUCTION SUMMARY

wood.

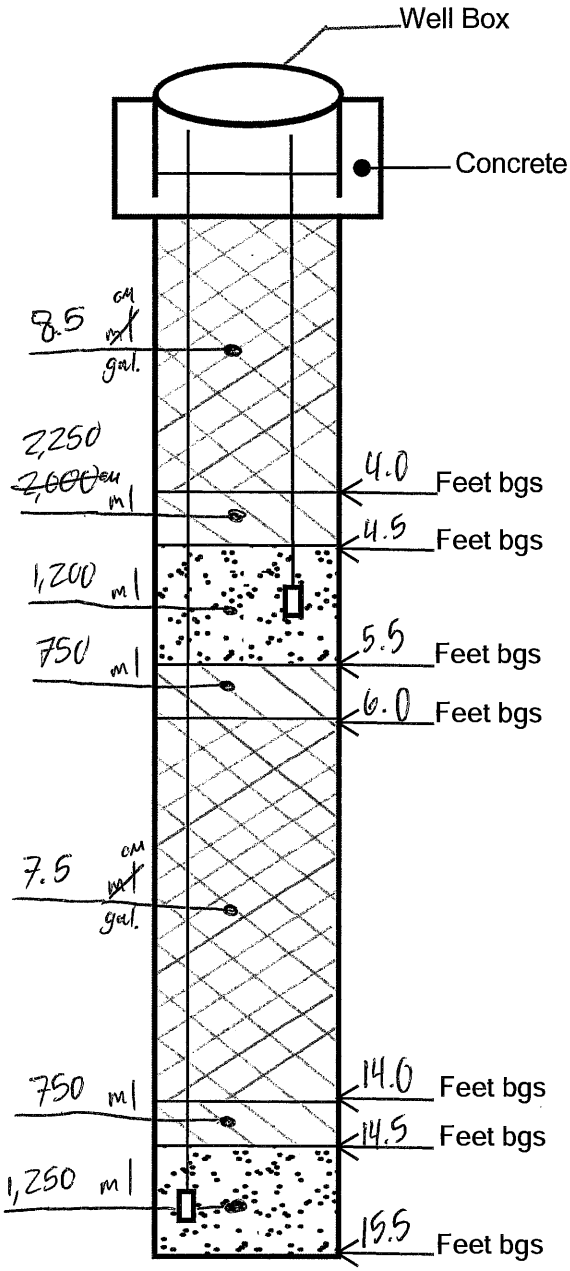

Well ID: SG-A ~~08/08/2022~~ cm

Date: 08/08/2022

Project/Task No.: 8622397107

Drilling Contractor: Interphase Environmental, Inc.

CONSTRUCTION DETAILS

Borehole Diameter (inches):

Diameter	Feet	bgs
6"	0	4.5
3.25"	4.5	15.5

Surface Completion Type: 10" EMCO Box

Probe Depth(s): 5' & 15'

Probe Type: 3" Stainless Steel

Tubing Type: 0.25" Teflon Tubing

GPS Recorded: Yes ☑ No ☐

Tubing length(s) at the surface: 5' probe: 1', 15' probe: 1.5'

Comments: Tremie pipe used to insert all construction material.

Filter Pack #3 Sand

Grout Cement Bentonite Grout (5% bentonite)

Dry Granular Bentonite No. 8

SOIL GAS CONSTRUCTION SUMMARY

wood.

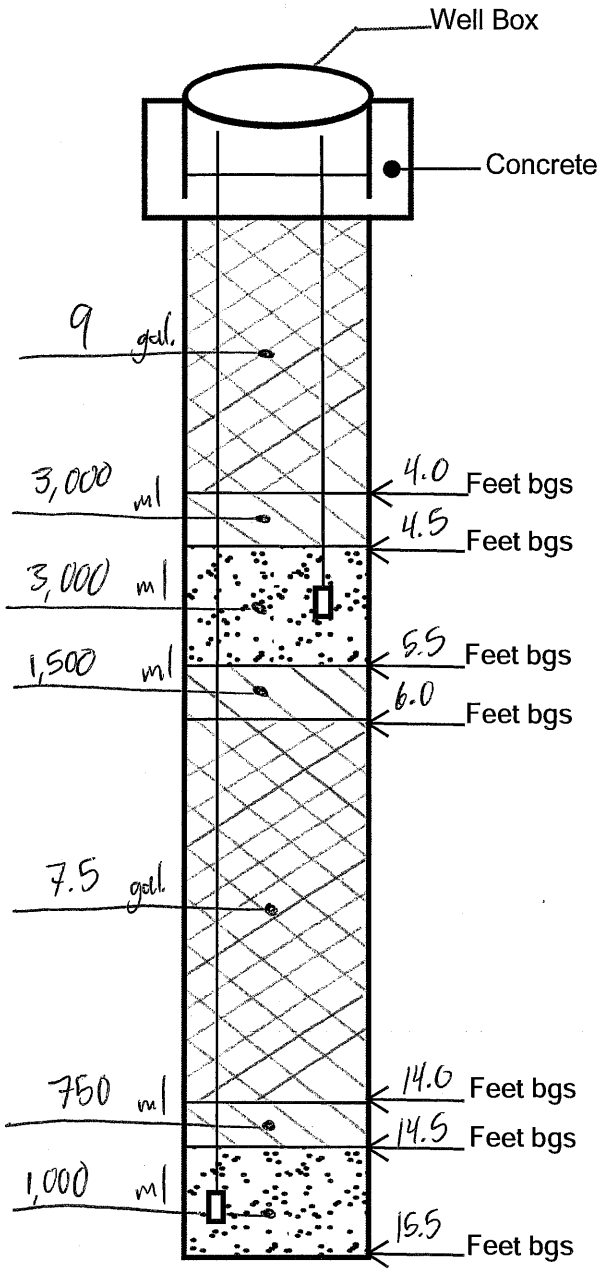

Well ID: SG-B

Date: 08/08/2022

Project/Task No.: 8622397107

Drilling Contractor: Interphase Environmental, Inc.

CONSTRUCTION DETAILS

Borehole Diameter (inches):

Diameter	Feet	bgs
6"	0	4.5
3.25"	4.5	15.5

Surface Completion Type: 6" EMCO Box

Probe Depth(s): 5' & 15'

Probe Type: 3" Stainless Steel

Tubing Type: 0.25" Teflon Tubing

GPS Recorded: Yes ☑ No ☐

Tubing length(s) at the surface: 5': 1 foot, 15' probe: 1.5 feet

Comments: PVC tremie pipe used to insert all well construction material.

Filter Pack #3 Sand

Grout Cement Bentonite Grout (5% bentonite)

Dry Granular Bentonite No. 8

SOIL GAS CONSTRUCTION SUMMARY

wood.

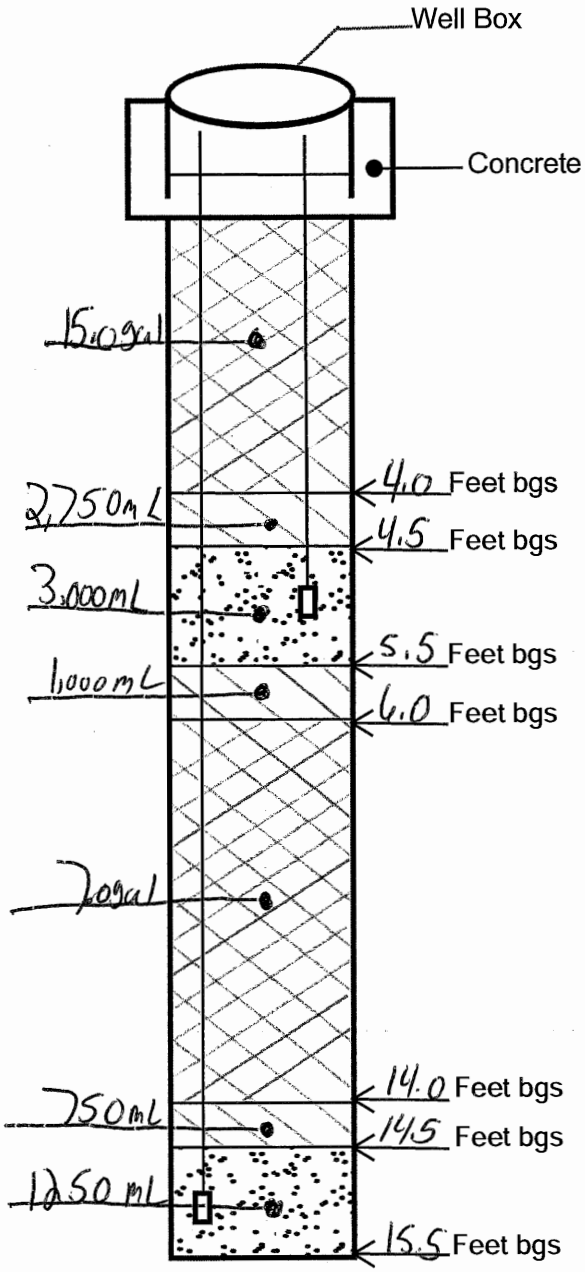

Well ID: SG-C

Date: 08/09/22

Project/Task No.: 8622397107

Drilling Contractor: interphase Environmental, Inc

CONSTRUCTION DETAILS

Borehole Diameter (inches):

Diameter	Feet	bgs
6"	0'	5'
3.25"	5'	15.5"

Surface Completion Type: 6" Emco Box

Probe Depth(s): 5' & 15'

Probe Type: 3" Stainless Steel

Tubing Type: 0.25" Teflon Tubing

GPS Recorded: Yes ☑ No ☐

Tubing length(s) at the surface: 6' probe: 1 foot, 15' probe: 1.5 feet

Comments: PVC tremie pipe used to insert all construction material.

Filter Pack #3

Grout Cement Bentonite grout (5% bentonite

Dry Granular Bentonite #8

SOIL GAS CONSTRUCTION SUMMARY

wood.

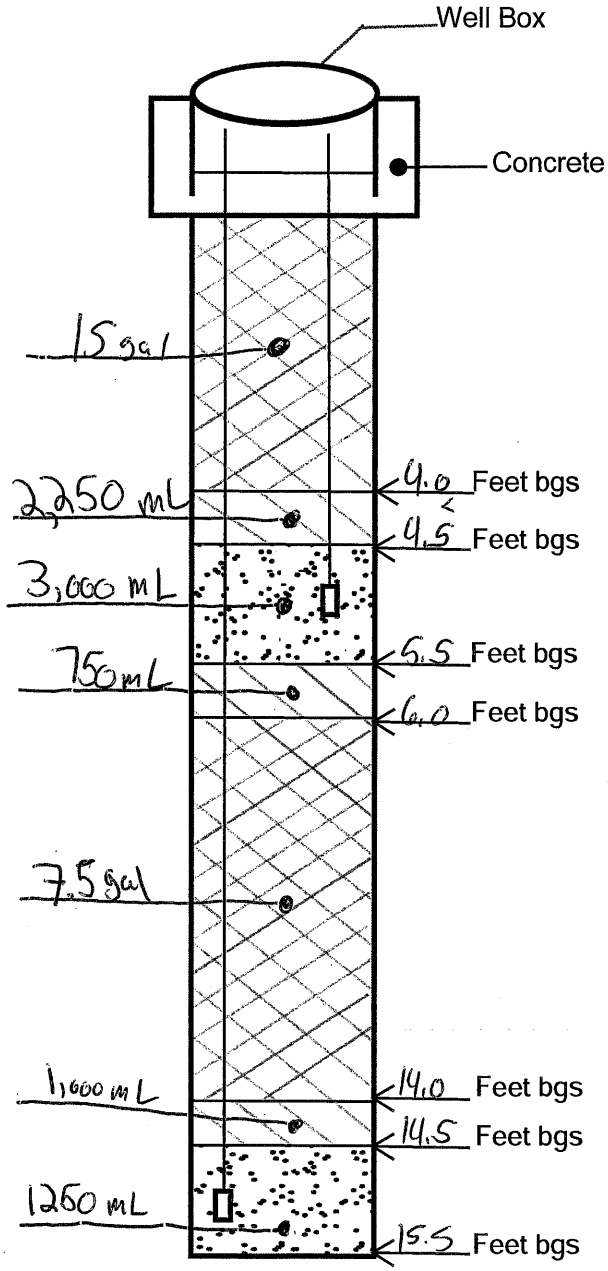

Well ID: S6-D

Date: 08/10/22

Project/Task No.: 8622397107

Drilling Contractor: interphase Environmental Inc.

CONSTRUCTION DETAILS

Borehole Diameter (inches):

Diameter	Feet	bgs
6"	0'	5'
3.25"	5'	15.5'

Surface Completion Type: 6" Emco Box

Probe Depth(s): 5' and 15'

Probe Type: 3" Stainless Steel

Tubing Type: 0.25" teflon tubing

GPS Recorded: Yes ☑ No ☐

Tubing length(s) at the surface: 5' probe. 1 foot, 15' probe. 1.5 feet

Comments: PVC tremie pipe used to insert all construction material

Filter Pack #3

Grout Cement Bentonite Grout (5% bentonite)

Dry Granular Bentonite #8

SOIL GAS CONSTRUCTION SUMMARY

wood.

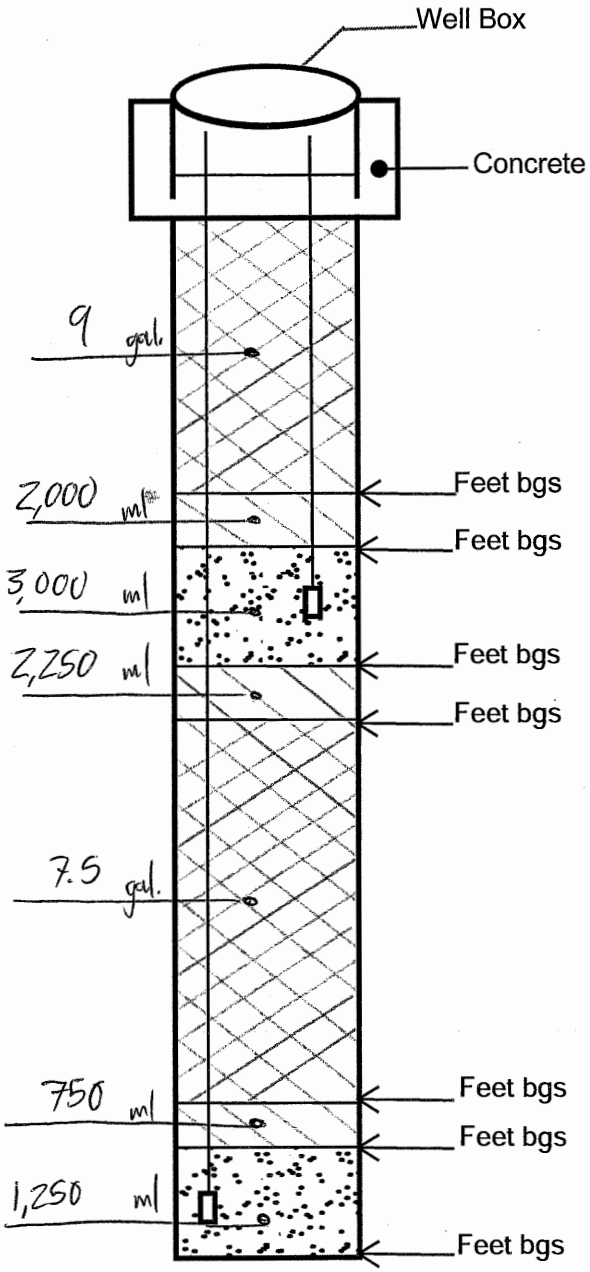

Well ID: SG-E

Date: 08/08/2022

Project/Task No.: 8622397107

Drilling Contractor: Interphase Environmental, Inc.

CONSTRUCTION DETAILS

Borehole Diameter (inches):

Diameter	Feet	bgs
6"	0'	5'
3.25"	5'	15.5'

Surface Completion Type: 6" EMCO Box

Probe Depth(s): 5' & 15'

Probe Type: 3" Stainless Steel

Tubing Type: 0.25" Teflon Tubing

GPS Recorded: Yes ☑ No ☐

Tubing length(s) at the surface:
5' probe: 1 foot, 15' probe: 1.5 feet.

Comments: PVC tremie pipe used to insert all construction material.

Filter Pack #3

Grout Cement Bentonite Grout (5% bentonite)

Dry Granular Bentonite #8

SOIL GAS CONSTRUCTION SUMMARY

wood.

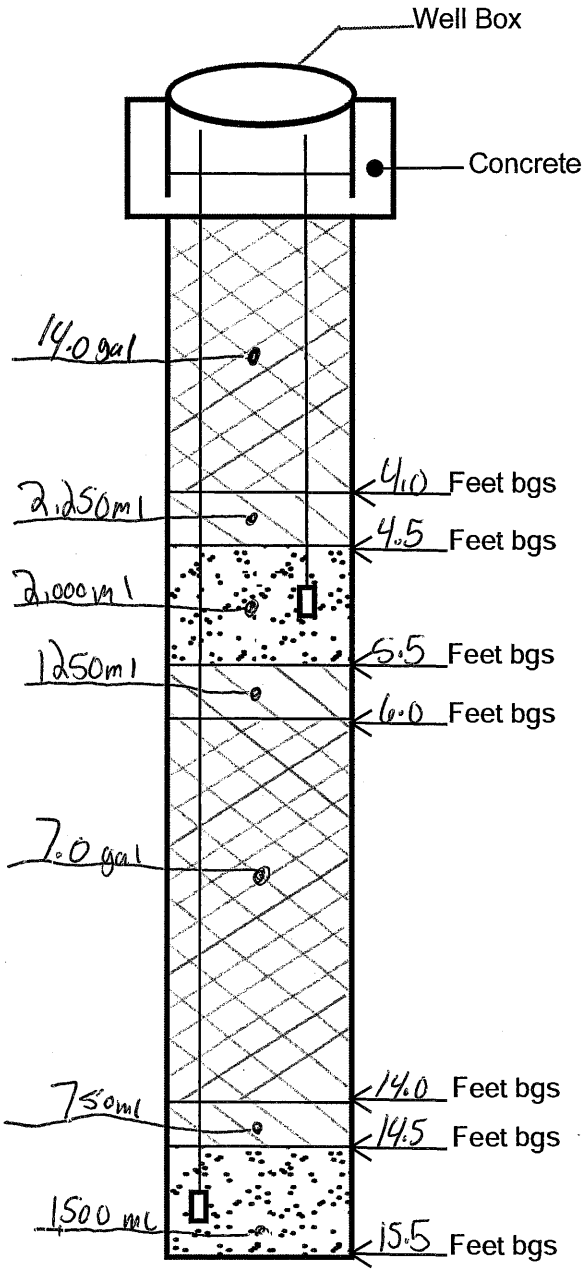

Well ID: S6-F

Date: 08/10/22

Project/Task No.: 8622397107

Drilling Contractor: interphase Environmental Inc.

CONSTRUCTION DETAILS

Borehole Diameter (inches):

Diameter	Feet	bgs
6"	0'	5'
3.25"	5'	15.5'

Surface Completion Type: 6" Emco Box

Probe Depth(s): 5' and 15'

Probe Type: 3" Stainless Steel

Tubing Type: 0.25" teflon tubing

GPS Recorded: Yes ☒ No ☐

Tubing length(s) at the surface: 5' probe. 1 foot, 15' probe. 1.5 foot

Comments: PVC tremie Pipe used to insert all construction Material.

Filter Pack #3

Grout Cement Bentonite Grout (5% Bentonite)

Dry Granular Bentonite #8

SOIL GAS CONSTRUCTION SUMMARY

wood.

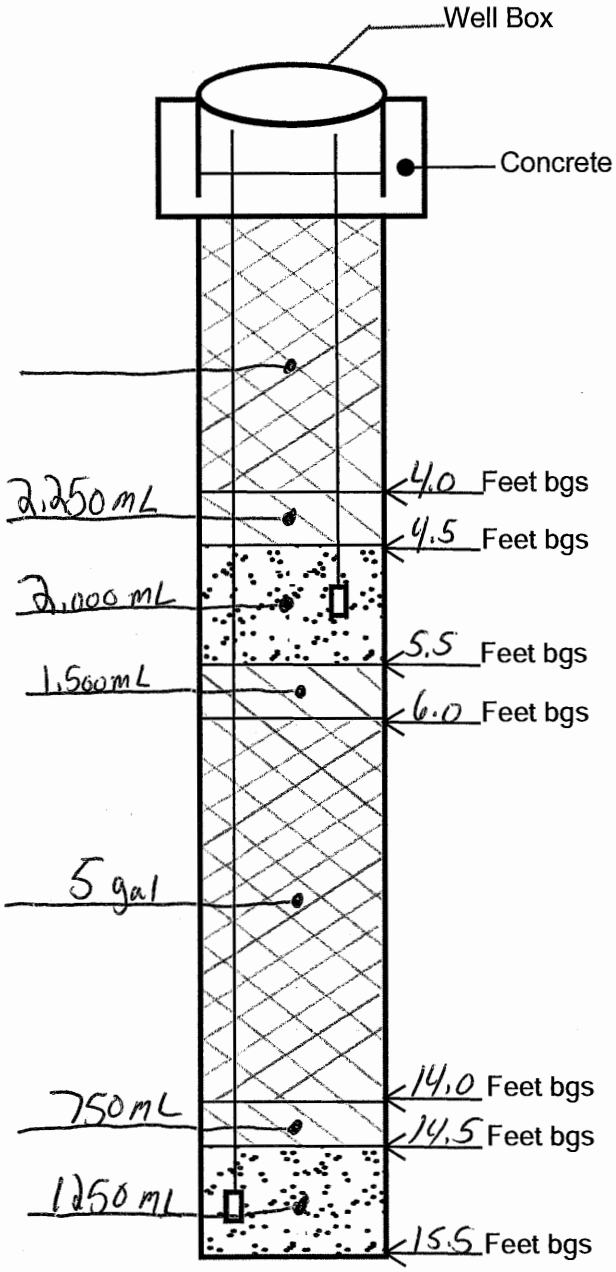

Well ID: S6-G

Date: 08/09/22

Project/Task No.: 8622397107

Drilling Contractor: Interphase Enviromental Inc.

CONSTRUCTION DETAILS

Borehole Diameter (inches):

Diameter	Feet	bgs
6"	0'	5'
3.25"	5'	15.5'

Surface Completion Type: 6" EMCO Box

Probe Depth(s): 5' and 15'

Probe Type: 3" Stainless Steel

Tubing Type: 0.25" Teflon tubing

GPS Recorded: Yes ☑ No ☐

Tubing length(s) at the surface: 5' probe: 1 foot, 15' probe: 1.5 foot

Comments: PVC tremie Pipe used to insert all construction material.

Filter Pack #3

Grout Cement Bentonite Grout 15% bentonite

Dry Granular Bentonite #8

APPENDIX F

Data Validation Summary Report

APPENDIX F

DATA VALIDATION SUMMARY REPORT

Former Ford Aeronutronic Facility
Newport Beach, California

1.0 INTRODUCTION

WSP USA Environment & Infrastructure Inc. (WSP) has prepared this *Data Validation Summary Report* on behalf of Ford Motor Company (Ford) for the Former Ford Aeronutronic Facility, located in Newport Beach, California (Site). This *Data Validation Summary Report* summarizes the quality of data generated during assessment activities conducted in the North Area and Big Canyon Arroyo (BCA) Area, during the second semi-annual period of 2022.

2.0 DATA VALIDATION

Data validation was completed on the laboratory analytical results for samples from groundwater, indoor air, ambient (outdoor) air, crawl space, sub-slab soil gas samples, and soil gas (including perimeter soil gas and soil gas samples), collected from July 1 through December 31, 2022 (current reporting period) in the North Area and BCA Area.

The types of samples and methods of analysis are summarized as follows:

- Grab groundwater samples were collected by WSP field personnel and analyzed by Eurofins Calscience LLC (Eurofins) of Tustin, California, for volatile organic compounds (VOCs) using U.S. Environmental Protection Agency (U.S. EPA) Method 8260B.
- Monitoring well groundwater samples were collected by WSP field personnel and analyzed by Eurofins for VOCs and 1,4-dioxane using U.S. EPA Method 8260B and U.S. EPA Method 8270C with selective ion monitoring (SIM), respectively. Additionally, samples collected from new wells were analyzed for monitoring natural attenuation parameters: dissolved gases by RSK-175, select anions by U.S. EPA Method 300.0, and select dissolved metals by U.S. EPA Method 6010B.
- Indoor air, ambient air, and crawl air samples were collected by WSP field personnel and analyzed by Eurofins for Site chemicals of concern (COCs) using U.S. EPA Method TO-15 with SIM.

- Sub-slab soil gas samples and select perimeter soil gas (PSG) samples were collected by WSP field personnel and analyzed by Eurofins for Site COCs using U.S. EPA Method TO-15 and for helium using ASTM Method D-1946 (M).
- Soil gas samples were collected by H&P Mobile Geochemistry Inc. (H&P), of Carlsbad, California under WSP oversight, and analyzed for VOCs by mobile laboratories using U.S. EPA Method 8260B. H&P used 1,1-Difluoroethane and 1,1,1,2-Tetrafluoroethane as leak-check compounds.

A summary of samples collected during the current reporting period is presented in Tables 4, 5, 8 through 10, and 15 of the main report. Appendix A contains historical results since May 2018 (the beginning of current investigation activities).

A Stage 2 data validation was completed on the entire analytical data set (except for the investigation-derived wastes data) by WSP personnel in accordance with the U.S. EPA National Functional Guidelines (2016 and 2020) and the Department of Toxic Substances Control Advisory (DTSC, 2015), as applicable. For H&P soil gas data, Stage 2 data validation was performed only on the nine Site COCs.

During the Stage 2 data validation, the following data quality indicators were reviewed, as applicable:

- Case Narrative Review
- Sample Collection and Holding Times
- Quality Control (QC) Blank Samples
- Laboratory Control Sample/Laboratory Control Sample Duplicate (LCS/LCSD) Samples
- Matrix Spike/Matrix Spike Duplicate (MS/MSD) Samples
- Surrogate Spike Samples
- Internal Standards
- Field and Laboratory Duplicate Samples
- Canister Vacuum Levels
- Tracer Compound Results
- Project Reporting Limits
- Electronic Data Verification

Starting in September 2021, 100% of vapor intrusion analytical data, as well as 10% of groundwater, grab groundwater, surface water and soil data were validated using Stage 4 procedures (Stage 4 laboratory reports are available upon request). For H&P soil gas data, Stage 4 data validation was performed only on the nine Site COCs. The additional following elements were reviewed as part of this higher level of validation:

- Instrument Tuning
- Initial Calibration
- Initial and Continuing Calibration Verification
- Internal Standards
- System performance checks
- Raw data checks
- Analysis run logs
- Confirmation of analyte quantification and identification
- Target analyte identification and quantification

All Stage 4 data review findings are incorporated into this report.

Data QC reviews were completed using WSP QC summary forms. Data qualifications were applied, if necessary, in accordance with the U.S. EPA National Functional Guidelines. The following qualifiers were used on the data summarized for this and/or previous reporting periods:

- J = The result is an estimated quantity. The associated numerical value is the approximate concentration of the analyte in the sample.
- J- = The result is an estimated quantity, but the result may be biased low.
- J+ = The result is an estimated quantity, but the result may be biased high.
- R = The data are unusable. The sample results are rejected due to serious deficiencies in meeting QC criteria. The analyte may or may not be present in the sample.
- U = The analyte was analyzed for but was not detected above the level of the reported sample quantitation limit.
- UJ = The analyte was analyzed for but was not detected. The reported quantitation limit is approximate and may be inaccurate or imprecise.

WSP validation qualifiers on data that were outside of project QC limits and associated validation reason codes are presented in Table A-12 for the period since May 2018 and in Table F for the current reporting period (for COCs only). The following data validation reason codes were assigned to the reported qualified results during the current and/or previous reporting periods:

- BL1 = Result qualified due to laboratory blank
- BL2 = Result qualified due to field or equipment blank
- BL3 = Result qualified due to trip blank
- CCVH = Continuing calibration verification recovery greater than upper control limit
- CCVL = Continuing calibration verification recovery less than lower control limit
- FD = Field duplicate relative percent difference (RPD) criteria exceeded
- GRAB = Sample is considered grab sample
- ICR2 = Initial calibration exceeded the R2 for the first order regression
- ICRSD = Initial calibration Relative Standard Deviation exceeded
- ICV = Initial calibration linearity outside limit
- ICVSH = Initial calibration verification recovery greater than upper control limit
- ISH = Internal standard response exceeded upper control limit
- ISL = Internal standard response exceeded lower control limit
- LCSDH = LCSD recovery greater than criteria
- LCSDL = LCSD recovery less than the criteria
- LCSH = LCS recovery greater than criteria
- LCSL = LCS recovery less than the criteria
- LCSP = LCS/LCSD RPD criteria exceeded
- LEAK = Canister leak
- LR = Concentration above linear calibration range
- MSDH = MSD recovery criteria greater than the upper limit
- MSDL = MSD recovery criteria less than the lower limit
- MSDP = MSD RPD criteria exceedance
- MSH = MS recovery criteria greater than the upper limit
- MSL = MS recovery criteria less than the lower limit

- NREP = Non-representative sample
- SP = Sample preservation
- SSH = Surrogate recovery greater than upper control limit
- SSL = Surrogate recovery less than lower control limit
- TIC = Tentatively identified compound

The unusable results, listed in Table F as "R" during the current reporting period, were rejected for the following reasons:

- 1,1-Difluoroethane leak detection compound used by H&P was detected in the samples collected from the following probes:
- SG-36-15 REP collected on August 08, 2022
- SG-62A-12 and SG-62A-5.5 collected on August 11, 2022
- PSG-01-16-15 collected on September 12, 2022
- PSG-16-06-5.5 collected on October 6, 2022
- SG-82-5 collected on October 12, 2022
- 1,1,1,2-Tetrafluoroethane leak detection compound used by H&P was detected in the samples collected from the following probe:
- SG-CAL-01A-5 collected on September 30, 2022

  The concentrations of these leak detection compounds were greater than 10 times the reporting limit of the target analytes, indicating that breakthrough had occurred (DTSC, 2015).
- The canister pressure recorded on the chain of custody by the WSP field crew at the end of sampling sample 10.19-02 on July 7, 2022 was -24"Hg. The lab vacuum-in was recorded as -3"Hg. This suggests that the canister grossly underfilled during sampling and leaked afterwards. The results were considered to not be representative of this sampling location air, so all sample results were rejected.

Corrective measures have been identified and recommended to eliminate the cause of these problems and prevent them from reoccurring in the future. Corrective actions include:

- Continuing to follow all field standards of procedures and quality control protocols.
- Visually inspecting the soil gas probes for any damages and where needed, fixing or replacing the damaged probes.
- Visually inspecting threading on the Suma canisters to ensure a proper connection with the flow controller and cap.

- Resampling at some locations, as needed.

In addition to the issues listed in Table F, the following situations occurred during the current reporting period:

- The final canister vacuum for air samples 13.25-04-070122, 13.143-01-080522, 13.30-02-101222, and 13.151-03-121622 was measured by the laboratory upon receipt as greater than -20 inches of mercury. The samples were analyzed, and some reporting limits were elevated. According to the Indoor Air Sampling Work Plan (Work Plan, Wood 2018), results of samples with final vacuums of -20 inches of mercury or greater should be rejected. Despite elevated reporting limits, the results can still be compared to other indoor, outdoor, and sub-slab air results and used as one line of evidence to help assess whether vapor intrusion is occurring. Therefore, these data are considered usable and have not been rejected.
- A few other non-COCs results were qualified because they were recovered outside the control limits for the initial calibration or continuing calibration verification, because the LCS/LCSD or MS/MSD percentage recoveries and/or RPDs were outside of the control limits ranges, or because the difference between the field duplicate values was too high. Results were qualified according to applicable U.S. EPA National Functional Guidelines.

3.0 EVALUATION OF ANOMALIES IN SOIL GAS RESULTS

WSP evaluates trichloroethylene (TCE) and tetrachloroethylene (PCE) concentrations in all soil gas samples collected since the beginning of the investigation (May 2018), by plotting TCE and PCE concentrations over time for SG sampling locations with four or more sampling events (see Figures H-1-1 through H-1-135 in Appendix H-1). The soil gas plots are used to identify concentration trends and anomalies. In general, the plots consistently show higher TCE and PCE detections in samples collected from probes installed at deeper depths than in those collected from probes installed at shallower depths. However, different trends have been observed at a few locations during some sampling events, and these anomalies have been flagged in Tables 8, 9, A-4, and A-5 with a note stating that these results are not consistent with historical or surrounding concentrations.

An additional evaluation was performed to determine if H&P soil gas data, collected at the Site during the current progress report, were consistent with site historical data collected by Jones Environmental, Inc. (Jones), from June 2018 through May 2022. Overall, the two data sets matched well, i.e., H&P data fell within Jones historical ranges, were within the same order of magnitude, or followed Jones concentration trends, with the exception of seven data

anomalies identified at the following sampling locations: SG-173 and SG-174 at 5 feet and 15 feet below ground surface (bgs), PSG-10-29 at 15 feet bgs, PSG-01-54 at 5 feet bgs, and PSG-01-66 at 5 feet bgs for which the August to October, and December 2022 H&P results likely indicate potential field errors where a sample could have been inadvertently switched from different depths or locations.

To investigate these inconsistencies, WSP performed the following:

- Checked all the related field records and laboratory reports to ensure that there were no transcription errors or possible mis-labeling of samples.
- Asked WSP staff involved in sample collection if anything unusual was observed during sampling.
- Contacted the laboratory and requested that the related sampling records, chromatograms, and calculations be reviewed to confirm the reported anomalous results.
- Requested that the lab resample some of the probes with potentially anomalous results to confirm that the results were in fact anomalous.

Anomalies observed during this semester investigation are described below:

- SG-173 and SG-174: H&P SG-173 TCE September values at both depths are significantly lower than during the previous event, while results from samples collected from SG-174 at 5 and 15 feet bgs, located in the same area, show the exact opposite situation: significantly higher concentrations than the previous time SG-174 was sampled by Jones. Both probes were sampled only one previous time from Jones. A field error is suspected where the results from the two probes may have been accidentally switched. The two locations were sampled again in December 2022, and the resampled results are consistent with Jones results, suggesting that the names of the two locations may have been inadvertently switched during the September 2022 event. These two relatively new probes do not have name tags on their well boxes; tags will be added during the next sampling event.
- PSG-10-29-15: H&P TCE and PCE August values at 15 feet bgs are significantly lower than historical values and are similar to the corresponding concentration values at 5 feet bgs suggesting that the sample labelled as 15 feet bgs may have been collected from the shallower probe. The 15-foot probe was resampled in December 2022, and the new concentration values were more consistent with historical values, confirming that H&P August 2022 values were anomalous. During the December 2022 sampling event, the probe depths were checked, and the labels were confirmed to be correct.

- PSG-01-54: H&P September 2022 PCE and TCE values at 5 feet are anomalously higher than historical values and very similar to the corresponding concentration values from the 15 feet sample. No evidence in the field notes was found about the 15 feet depth being sampled twice; however, H&P September 2022 5-foot results look anomalous also when compared to other results in Parcel 1, where the concentrations at shallower depths are generally lower.
- PSG-01-66: H&P September 2022 TCE and PCE values at 5 feet bgs from both replicate samples are anomalously higher and more similar to corresponding historical concentrations detected at 15 feet bgs, suggesting that the sample labelled as 5 feet bgs may have been collected from the deeper probe (field records indicate that no sample was collected from the deeper probe during the September 2022 event due to no flow). The 5-foot probe was resampled in December 2022, and the resulting values were more consistent with Jones previous values, confirming that H&P September 2022 values should be considered anomalous. No samples were collected from the deeper probe in December 2022. Probe depths were checked, and the labels were confirmed to be correct.

These identified data inconsistencies have been flagged as anomalous in Tables 8, 9, TA-4, and TA-5 with a note that states that these results are not consistent with historical or surrounding concentrations. To keep minimizing the occurrence of similar inconsistencies, WSP plans to continue the implementation of the following corrective actions (initiated in August 2020):

- Scheduling additional sampling events to confirm potentially anomalous results as needed.
- Continuing to follow all sampling protocols for both the laboratory and WSP field staff.
- Continuing to check that the laboratory implements a rigorous QC/review process.

In addition, WSP continues to install labels that clearly and permanently show the probe depths to minimize the potential for mislabeling the sample ID. The installation of these labels is ongoing as new sampling locations are installed.

To validate the corrective actions listed above, the percentage of inconsistencies identified from the beginning of the investigation through the end of each sampling/reporting period, (defined as the number of inconsistent soil gas results over the total number of soil gas samples collected to date) is calculated. During the current progress report, the percentage of inconsistencies remains less than 1%. This low percentage of total inconsistencies calculated for each sampling/reporting period indicates that these anomalies do not impact the overall quality of the data.

4.0 SUMMARY OF DATA VALIDATION

Overall, the results of the quality assurance assessment indicate that the analytical data from samples collected and included in this report can be used as reported for decision-making purposes.

5.0 REFERENCES

Department of Toxic Substances Control, 2015. Advisory – Active Soil Gas Investigations, California Environmental Protection Agency, July.

U.S. Environmental Protection Agency (U.S. EPA), 2016. Analysis of Volatile Organic Compounds in Air Contained in Canisters by Method TO-15, SOP HW-31 Rev 6, September 2016; https://www.epa.gov/sites/production/files/2017-03/documents/sop_hw_31_to-15_rev6.pdf

U.S. EPA, 2020. National Functional Guidelines for Organic Superfund Methods Data Review, EPA-540-R-20-005, November.

U.S. EPA, 2020. National Functional Guidelines for Inorganic Superfund Methods Data Review, EPA-542-R-20-006, November.

Wood Environment & Infrastructure Solutions, Inc., 2018a. Indoor Air Sampling Work Plan, Former Ford Aeronutronic Property, Newport Beach, California, July 10.

TABLE F

VALIDATION ACTION SUMMARY [1]
Former Ford Aeronutronic Facility
Newport Beach, California

Sample ID	Sample Date	Compound	Lab Result	Units	Qualifier	Reason Codes
1.121-AA-120222	12/02/2022	Tetrachloroethene	2.4	µg/m^3	J-	ISH
1.121-11-120222	12/02/2022	1,1-Dichloroethane	<0.10	µg/m^3	UJ	GRAB
1.121-11-120222	12/02/2022	1,2-Dichloroethane	0.72	µg/m^3	J	GRAB
1.121-11-120222	12/02/2022	1,1-Dichloroethene	<0.099	µg/m^3	UJ	GRAB
1.121-11-120222	12/02/2022	cis-1,2-Dichloroethene	<0.20	µg/m^3	UJ	GRAB
1.121-11-120222	12/02/2022	trans-1,2-Dichloroethene	<0.099	µg/m^3	UJ	GRAB
1.121-11-120222	12/02/2022	Tetrachloroethene	<0.17	µg/m^3	UJ	GRAB
1.121-11-120222	12/02/2022	1,1,1-Trichloroethane	<0.14	µg/m^3	UJ	GRAB
1.121-11-120222	12/02/2022	Trichloroethene	<0.13	µg/m^3	UJ	GRAB
1.121-11-120222	12/02/2022	Vinyl chloride	<0.13	µg/m^3	UJ	GRAB
1.148-01-071322	07/13/2022	Trichloroethene	<0.13	µg/m^3	UJ	FD
1.148-11-071322	07/13/2022	Trichloroethene	0.30	µg/m^3	J	FD
1.148-01-092822	09/28/2022	Trichloroethene	0.40	µg/m^3	J	FD
1.148-11-092822	09/28/2022	Trichloroethene	<0.13	µg/m^3	UJ	FD
10.19-02-072222	07/22/2022	1,1,1-Trichloroethane	<0.14	µg/m^3	R	SP
10.19-02-072222	07/22/2022	1,1-Dichloroethane	<0.10	µg/m^3	R	SP
10.19-02-072222	07/22/2022	1,1-Dichloroethene	<0.099	µg/m^3	R	SP
10.19-02-072222	07/22/2022	1,2-Dichloroethane	0.30	µg/m^3	R	SP
10.19-02-072222	07/22/2022	cis-1,2-Dichloroethene	<0.20	µg/m^3	R	SP
10.19-02-072222	07/22/2022	Tetrachloroethene	<0.17	µg/m^3	R	SP
10.19-02-072222	07/22/2022	trans-1,2-Dichloroethene	<0.099	µg/m^3	R	SP
10.19-02-072222	07/22/2022	Trichloroethene	0.22	µg/m^3	R	SP
10.19-02-072222	07/22/2022	Vinyl chloride	<0.13	µg/m^3	R	SP
10.20-02-101222-M	10/12/2022	Vinyl chloride	0.17	µg/m^3	J	TIC
10.37-03-071322-M	07/13/2022	1,2-Dichloroethane	0.17	µg/m^3	J+	SSH
10.37-03-071322-M	07/13/2022	Trichloroethene	0.23	µg/m^3	J+	SSH
10.78-01-071322	07/13/2022	1,2-Dichloroethane	0.11	µg/m^3	J-	ISH
10.78-01-071322	07/13/2022	Trichloroethene	0.13	µg/m^3	J-	ISH
10.151-02-081022	08/10/2022	1,2-Dichloroethane	0.10	µg/m^3	J+	SSH
11.08-03-111822	11/18/2022	1,1-Dichloroethane	<0.10	µg/m^3	UJ	GRAB
11.08-03-111822	11/18/2022	1,2-Dichloroethane	0.15	µg/m^3	J	GRAB
11.08-03-111822	11/18/2022	1,1-Dichloroethene	<0.099	µg/m^3	UJ	GRAB
11.08-03-111822	11/18/2022	cis-1,2-Dichloroethene	<0.20	µg/m^3	UJ	GRAB
11.08-03-111822	11/18/2022	trans-1,2-Dichloroethene	<0.099	µg/m^3	UJ	GRAB
11.08-03-111822	11/18/2022	Tetrachloroethene	0.70	µg/m^3	J	GRAB
11.08-03-111822	11/18/2022	1,1,1-Trichloroethane	<0.14	µg/m^3	UJ	GRAB
11.08-03-111822	11/18/2022	Trichloroethene	0.64	µg/m^3	UJ	GRAB
11.08-03-111822	11/18/2022	Vinyl chloride	<0.13	µg/m^3	J	GRAB
11.39-AA-110422	11/04/2022	1,1-Dichloroethane	<0.10	µg/m^3	UJ	GRAB
11.39-AA-110422	11/04/2022	1,2-Dichloroethane	<0.10	µg/m^3	UJ	GRAB
11.39-AA-110422	11/04/2022	1,1-Dichloroethene	<0.099	µg/m^3	UJ	GRAB
11.39-AA-110422	11/04/2022	cis-1,2-Dichloroethene	<0.20	µg/m^3	UJ	GRAB
11.39-AA-110422	11/04/2022	trans-1,2-Dichloroethene	<0.099	µg/m^3	UJ	GRAB
11.39-AA-110422	11/04/2022	Tetrachloroethene	<0.17	µg/m^3	UJ	GRAB
11.39-AA-110422	11/04/2022	1,1,1-Trichloroethane	<0.14	µg/m^3	UJ	GRAB
11.39-AA-110422	11/04/2022	Trichloroethene	<0.13	µg/m^3	UJ	GRAB

TABLE F

VALIDATION ACTION SUMMARY [1]
Former Ford Aeronutronic Facility
Newport Beach, California

Sample ID	Sample Date	Compound	Lab Result	Units	Qualifier	Reason Codes
11.39-AA-110422	11/04/2022	Vinyl chloride	<0.13	µg/m^3	UJ	GRAB
13.20-SS-090922	09/09/2022	1,1-Dichloroethene	6.3	µg/m^3	J	TIC
13.25-01-070122	07/01/2022	Tetrachloroethene	<0.17	µg/m^3	UJ	FD
13.25-11-070122	07/01/2022	Tetrachloroethene	1.2	µg/m^3	J	FD
13.25-01-070122	07/01/2022	Trichloroethene	<0.13	µg/m^3	UJ	FD
13.25-11-070122	07/01/2022	Trichloroethene	0.49	µg/m^3	J	FD
13.25-SS-070122	07/01/2022	1,1,1-Trichloroethane	<2.7	µg/m^3	UJ	ISL
13.25-SS-070122	07/01/2022	1,1-Dichloroethane	<2.0	µg/m^3	UJ	ISL
13.25-SS-070122	07/01/2022	1,1-Dichloroethene	<2.0	µg/m^3	UJ	ISL
13.25-SS-070122	07/01/2022	1,2-Dichloroethane	<2.0	µg/m^3	UJ	ISL
13.25-SS-070122	07/01/2022	cis-1,2-Dichloroethene	<2.0	µg/m^3	UJ	ISL
13.25-SS-070122	07/01/2022	Tetrachloroethene	<3.4	µg/m^3	UJ	ISL
13.25-SS-070122	07/01/2022	trans-1,2-Dichloroethene	<2.0	µg/m^3	UJ	ISL
13.25-SS-070122	07/01/2022	Vinyl chloride	<1.3	µg/m^3	UJ	ISL
13.29-03-120222	12/02/2022	1,2-Dichloroethane	0.10	µg/m^3	J-	ISH
13.29-04-120222	12/02/2022	1,2-Dichloroethane	0.10	µg/m^3	J-	ISH
13.115-01-090922	09/09/2022	Tetrachloroethene	1.6	µg/m^3	J	FD
13.115-11-090922	09/09/2022	Tetrachloroethene	0.30	µg/m^3	J	FD
13.115-01-090922	09/09/2022	Trichloroethene	0.74	µg/m^3	J	FD
13.115-11-090922	09/09/2022	Trichloroethene	0.14	µg/m^3	J	FD
13.130-01-091422	09/14/2022	Trichloroethene	<0.18	µg/m^3	UJ	FD
13.130-11-091422	09/14/2022	Trichloroethene	0.46	µg/m^3	J	FD
13.148-01-102122	10/21/2022	1,1-Dichloroethane	<0.10	µg/m^3	UJ	GRAB
13.148-01-102122	10/21/2022	1,2-Dichloroethane	0.77	µg/m^3	J	GRAB
13.148-01-102122	10/21/2022	1,1-Dichloroethene	<0.099	µg/m^3	UJ	GRAB
13.148-01-102122	10/21/2022	cis-1,2-Dichloroethene	<0.20	µg/m^3	UJ	GRAB
13.148-01-102122	10/21/2022	trans-1,2-Dichloroethene	<0.099	µg/m^3	UJ	GRAB
13.148-01-102122	10/21/2022	Tetrachloroethene	<0.17	µg/m^3	UJ	GRAB
13.148-01-102122	10/21/2022	1,1,1-Trichloroethane	<0.14	µg/m^3	UJ	GRAB
13.148-01-102122	10/21/2022	Trichloroethene	0.21	µg/m^3	J	GRAB
13.148-01-102122	10/21/2022	Vinyl chloride	<0.13	µg/m^3	UJ	GRAB
13.148-03-102122	10/21/2022	1,1-Dichloroethane	<0.10	µg/m^3	UJ	GRAB
13.148-03-102122	10/21/2022	1,2-Dichloroethane	0.50	µg/m^3	J	GRAB
13.148-03-102122	10/21/2022	1,1-Dichloroethene	<0.099	µg/m^3	UJ	GRAB
13.148-03-102122	10/21/2022	cis-1,2-Dichloroethene	<0.20	µg/m^3	UJ	GRAB
13.148-03-102122	10/21/2022	trans-1,2-Dichloroethene	<0.099	µg/m^3	UJ	GRAB
13.148-03-102122	10/21/2022	Tetrachloroethene	<0.17	µg/m^3	UJ	GRAB
13.148-03-102122	10/21/2022	1,1,1-Trichloroethane	<0.14	µg/m^3	UJ	GRAB
13.148-03-102122	10/21/2022	Trichloroethene	<0.13	µg/m^3	UJ	GRAB
13.148-03-102122	10/21/2022	Vinyl chloride	<0.13	µg/m^3	UJ	GRAB
16.030-02-120222	12/02/2022	1,2-Dichloroethane	0.60	µg/m^3	J-	ISH
16.030-03-120222	12/02/2022	1,2-Dichloroethane	0.62	µg/m^3	J-	ISH
16.032-02-110422	11/04/2022	1,1-Dichloroethane	<0.10	µg/m^3	UJ	GRAB
16.032-02-110422	11/04/2022	1,2-Dichloroethane	0.20	µg/m^3	J	GRAB
16.032-02-110422	11/04/2022	1,1-Dichloroethene	<0.099	µg/m^3	UJ	GRAB
16.032-02-110422	11/04/2022	cis-1,2-Dichloroethene	<0.20	µg/m^3	UJ	GRAB

TABLE F

VALIDATION ACTION SUMMARY [1]
Former Ford Aeronutronic Facility
Newport Beach, California

Sample ID	Sample Date	Compound	Lab Result	Units	Qualifier	Reason Codes
16.032-02-110422	11/04/2022	trans-1,2-Dichloroethene	<0.099	µg/m^3	UJ	GRAB
16.032-02-110422	11/04/2022	Tetrachloroethene	<0.17	µg/m^3	UJ	GRAB
16.032-02-110422	11/04/2022	1,1,1-Trichloroethane	<0.14	µg/m^3	UJ	GRAB
16.032-02-110422	11/04/2022	Trichloroethene	1.6	µg/m^3	J	GRAB
16.032-02-110422	11/04/2022	Vinyl chloride	<0.13	µg/m^3	UJ	GRAB
P-34	10/26/2022	Sulfate	0.24	mg/L	U	BL2
P-51	10/25/2022	Trichloroethene	1.0	µg/L	U	BL1
P-55	10/25/2022	Trichloroethene	2.8	µg/L	J+	BL1
P-57	08/23/2022	Methane	<1.0	µg/L	UJ	SP
P-57	08/23/2022	Ethene	<1.0	µg/L	UJ	SP
P-57	08/23/2022	Ethane	<1.0	µg/L	UJ	SP
P-59	08/25/2022	Ethane	<1.0	µg/L	UJ	SP
P-59	08/25/2022	Methane	<1.0	µg/L	UJ	SP
P-59	08/25/2022	Ethene	<1.0	µg/L	UJ	SP
P-61	10/28/2022	Methane	1.0	µg/L	U	BL2
P-62	08/25/2022	Ethane	<1.0	µg/L	UJ	SP
P-62	08/25/2022	Methane	<1.0	µg/L	UJ	SP
P-62	08/25/2022	Ethene	<1.0	µg/L	UJ	SP
P-63	08/25/2022	Methane	<1.0	µg/L	UJ	SP
P-63	08/25/2022	Ethene	<1.0	µg/L	UJ	SP
P-63	08/25/2022	Ethane	<1.0	µg/L	UJ	SP
P-64	08/25/2022	Ethene	<1.0	µg/L	UJ	SP
P-64	08/25/2022	Ethane	<1.0	µg/L	UJ	SP
P-64	08/25/2022	Methane	<1.0	µg/L	UJ	SP
PSG-01-02-15	09/06/2022	1,1,1-Trichloroethane	<100	µg/m^3	UJ	SSL
PSG-01-02-15	09/06/2022	1,1-Dichloroethane	<100	µg/m^3	UJ	SSL
PSG-01-02-5	09/06/2022	1,1-Dichloroethene	<100	µg/m^3	UJ	LCSL
PSG-01-02-15	09/06/2022	1,1-Dichloroethene	<100	µg/m^3	UJ	LCSL/SSL
PSG-01-02-15	09/06/2022	1,2-Dichloroethane	<20	µg/m^3	UJ	SSL
PSG-01-02-15	09/06/2022	cis-1,2-Dichloroethene	<100	µg/m^3	UJ	SSL
PSG-01-02-15	09/06/2022	Tetrachloroethene	31	µg/m^3	J	SSH/SSL
PSG-01-02-5	09/06/2022	trans-1,2-Dichloroethene	<100	µg/m^3	UJ	LCSL
PSG-01-02-15	09/06/2022	trans-1,2-Dichloroethene	<100	µg/m^3	UJ	LCSL/SSL
PSG-01-02-15	09/06/2022	Trichloroethene	<20	µg/m^3	UJ	SSL
PSG-01-02-5	09/06/2022	Vinyl chloride	<10	µg/m^3	UJ	LCSL
PSG-01-02-15	09/06/2022	Vinyl chloride	<10	µg/m^3	UJ	LCSL/SSL
PSG-01-04-5 REP	09/06/2022	1,1,1-Trichloroethane	<100	µg/m^3	UJ	SSL
PSG-01-04-5 REP	09/06/2022	1,1-Dichloroethane	<100	µg/m^3	UJ	SSL
PSG-01-04-5	09/06/2022	1,1-Dichloroethene	<100	µg/m^3	UJ	LCSL
PSG-01-04-5 REP	09/06/2022	1,1-Dichloroethene	<100	µg/m^3	UJ	LCSL/SSL
PSG-01-04-15	09/06/2022	1,1-Dichloroethene	<100	µg/m^3	UJ	LCSL
PSG-01-04-5 REP	09/06/2022	1,2-Dichloroethane	<20	µg/m^3	UJ	SSL
PSG-01-04-5 REP	09/06/2022	cis-1,2-Dichloroethene	<100	µg/m^3	UJ	SSL
PSG-01-04-5 REP	09/06/2022	Tetrachloroethene	<20	µg/m^3	UJ	SSL
PSG-01-04-15	09/06/2022	Tetrachloroethene	51	µg/m^3	J+	SSH
PSG-01-04-5	09/06/2022	trans-1,2-Dichloroethene	<100	µg/m^3	UJ	LCSL

TABLE F

VALIDATION ACTION SUMMARY [1]
Former Ford Aeronutronic Facility
Newport Beach, California

Sample ID	Sample Date	Compound	Lab Result	Units	Qualifier	Reason Codes
PSG-01-04-5 REP	09/06/2022	trans-1,2-Dichloroethene	<100	µg/m^3	UJ	LCSL/SSL
PSG-01-04-15	09/06/2022	trans-1,2-Dichloroethene	<100	µg/m^3	UJ	LCSL
PSG-01-04-5 REP	09/06/2022	Trichloroethene	<20	µg/m^3	UJ	SSL
PSG-01-04-5	09/06/2022	Vinyl chloride	<10	µg/m^3	UJ	LCSL
PSG-01-04-5 REP	09/06/2022	Vinyl chloride	<10	µg/m^3	UJ	LCSL/SSL
PSG-01-04-15	09/06/2022	Vinyl chloride	<10	µg/m^3	UJ	LCSL
PSG-01-06-5	09/06/2022	1,1,1-Trichloroethane	<100	µg/m^3	UJ	SSL
PSG-01-06-15	09/06/2022	1,1,1-Trichloroethane	<100	µg/m^3	UJ	SSL
PSG-01-06-5	09/06/2022	1,1-Dichloroethane	<100	µg/m^3	UJ	SSL
PSG-01-06-15	09/06/2022	1,1-Dichloroethane	<100	µg/m^3	UJ	SSL
PSG-01-06-5	09/06/2022	1,1-Dichloroethene	<100	µg/m^3	UJ	LCSL/SSL
PSG-01-06-15	09/06/2022	1,1-Dichloroethene	<100	µg/m^3	UJ	LCSL/SSL
PSG-01-06-5	09/06/2022	1,2-Dichloroethane	<20	µg/m^3	UJ	SSL
PSG-01-06-15	09/06/2022	1,2-Dichloroethane	<20	µg/m^3	UJ	SSL
PSG-01-06-5	09/06/2022	cis-1,2-Dichloroethene	<100	µg/m^3	UJ	SSL
PSG-01-06-15	09/06/2022	cis-1,2-Dichloroethene	<100	µg/m^3	UJ	SSL
PSG-01-06-5	09/06/2022	Tetrachloroethene	<20	µg/m^3	UJ	SSL
PSG-01-06-15	09/06/2022	Tetrachloroethene	<20	µg/m^3	UJ	SSL
PSG-01-06-5	09/06/2022	trans-1,2-Dichloroethene	<100	µg/m^3	UJ	LCSL/SSL
PSG-01-06-15	09/06/2022	trans-1,2-Dichloroethene	<100	µg/m^3	UJ	LCSL/SSL
PSG-01-06-5	09/06/2022	Trichloroethene	<20	µg/m^3	UJ	SSL
PSG-01-06-15	09/06/2022	Trichloroethene	<20	µg/m^3	UJ	SSL
PSG-01-06-5	09/06/2022	Vinyl chloride	<10	µg/m^3	UJ	LCSL/SSL
PSG-01-06-15	09/06/2022	Vinyl chloride	<10	µg/m^3	UJ	LCSL/SSL
PSG-01-08-5	09/06/2022	1,1-Dichloroethene	<100	µg/m^3	UJ	LCSL
PSG-01-08-15	09/06/2022	1,1-Dichloroethene	<100	µg/m^3	UJ	LCSL
PSG-01-08-5	09/06/2022	Tetrachloroethene	130	µg/m^3	J+	SSH
PSG-01-08-15	09/06/2022	Tetrachloroethene	470	µg/m^3	J+	SSH
PSG-01-08-5	09/06/2022	trans-1,2-Dichloroethene	<100	µg/m^3	UJ	LCSL
PSG-01-08-15	09/06/2022	trans-1,2-Dichloroethene	<100	µg/m^3	UJ	LCSL
PSG-01-08-15	09/06/2022	Trichloroethene	450	µg/m^3	J+	SSH
PSG-01-08-5	09/06/2022	Vinyl chloride	<10	µg/m^3	UJ	LCSL
PSG-01-08-15	09/06/2022	Vinyl chloride	<10	µg/m^3	UJ	LCSL
PSG-01-10-5	09/06/2022	1,1,1-Trichloroethane	<100	µg/m^3	UJ	SSL
PSG-01-10-15	09/06/2022	1,1,1-Trichloroethane	<100	µg/m^3	UJ	SSL
PSG-01-10-5	09/06/2022	1,1-Dichloroethane	<100	µg/m^3	UJ	SSL
PSG-01-10-15	09/06/2022	1,1-Dichloroethane	<100	µg/m^3	UJ	SSL
PSG-01-10-5	09/06/2022	1,1-Dichloroethene	<100	µg/m^3	UJ	LCSL/SSL
PSG-01-10-15	09/06/2022	1,1-Dichloroethene	<100	µg/m^3	UJ	LCSL/SSL
PSG-01-10-5	09/06/2022	1,2-Dichloroethane	<20	µg/m^3	UJ	SSL
PSG-01-10-15	09/06/2022	1,2-Dichloroethane	<20	µg/m^3	UJ	SSL
PSG-01-10-5	09/06/2022	cis-1,2-Dichloroethene	<100	µg/m^3	UJ	SSL
PSG-01-10-15	09/06/2022	cis-1,2-Dichloroethene	<100	µg/m^3	UJ	SSL
PSG-01-10-5	09/06/2022	Tetrachloroethene	<20	µg/m^3	UJ	SSL
PSG-01-10-15	09/06/2022	Tetrachloroethene	420	µg/m^3	J	SSH/SSL
PSG-01-10-5	09/06/2022	trans-1,2-Dichloroethene	<100	µg/m^3	UJ	LCSL/SSL

TABLE F

VALIDATION ACTION SUMMARY [1]
Former Ford Aeronutronic Facility
Newport Beach, California

Sample ID	Sample Date	Compound	Lab Result	Units	Qualifier	Reason Codes
PSG-01-10-15	09/06/2022	trans-1,2-Dichloroethene	<100	µg/m^3	UJ	LCSL/SSL
PSG-01-10-5	09/06/2022	Trichloroethene	<20	µg/m^3	UJ	SSL
PSG-01-10-15	09/06/2022	Trichloroethene	550	µg/m^3	J	SSH/SSL
PSG-01-10-5	09/06/2022	Vinyl chloride	<10	µg/m^3	UJ	LCSL/SSL
PSG-01-10-15	09/06/2022	Vinyl chloride	<10	µg/m^3	UJ	LCSL/SSL
PSG-01-12-15	09/06/2022	1,1-Dichloroethane	<100	µg/m^3	UJ	SSL
PSG-01-12-15	09/06/2022	1,2-Dichloroethane	<20	µg/m^3	UJ	SSL
PSG-01-12-15	09/06/2022	1,1-Dichloroethene	<100	µg/m^3	UJ	LCSL/SSL
PSG-01-12-15	09/06/2022	cis-1,2-Dichloroethene	<100	µg/m^3	UJ	SSL
PSG-01-12-15	09/06/2022	trans-1,2-Dichloroethene	<100	µg/m^3	UJ	LCSL/SSL
PSG-01-12-15	09/06/2022	Tetrachloroethene	200	µg/m^3	J	SSH/SSL
PSG-01-12-15	09/06/2022	1,1,1-Trichloroethane	<100	µg/m^3	UJ	SSL
PSG-01-12-15	09/06/2022	Trichloroethene	140	µg/m^3	J	SSH/SSL
PSG-01-12-15	09/06/2022	Vinyl chloride	<10	µg/m^3	UJ	LCSL/SSL
PSG-01-16-15	09/12/2022	1,1-Dichloroethane	<100	µg/m^3	R	LEAK
PSG-01-16-15	09/12/2022	1,2-Dichloroethane	<20	µg/m^3	R	LEAK
PSG-01-16-15	09/12/2022	1,1-Dichloroethene	<100	µg/m^3	R	LEAK
PSG-01-16-15	09/12/2022	cis-1,2-Dichloroethene	<100	µg/m^3	R	LEAK
PSG-01-16-15	09/12/2022	trans-1,2-Dichloroethene	<100	µg/m^3	R	LEAK
PSG-01-16-15	09/12/2022	Tetrachloroethene	240	µg/m^3	R	LEAK
PSG-01-16-15	09/12/2022	1,1,1-Trichloroethane	<100	µg/m^3	R	LEAK
PSG-01-16-15	09/12/2022	Trichloroethene	240	µg/m^3	R	LEAK
PSG-01-16-15	09/12/2022	Vinyl chloride	<10	µg/m^3	R	LEAK
PSG-01-22-5	09/12/2022	1,1-Dichloroethane	<100	µg/m^3	UJ	ISL/SSL
PSG-01-22-5	09/12/2022	1,2-Dichloroethane	<20	µg/m^3	UJ	ISL/SSL
PSG-01-22-5	09/12/2022	1,1-Dichloroethene	<100	µg/m^3	UJ	ISL/SSL
PSG-01-22-5	09/12/2022	cis-1,2-Dichloroethene	<100	µg/m^3	UJ	ISL/SSL
PSG-01-22-5	09/12/2022	trans-1,2-Dichloroethene	<100	µg/m^3	UJ	ISL/SSL
PSG-01-22-5	09/12/2022	Tetrachloroethene	<20	µg/m^3	UJ	SSL
PSG-01-22-5	09/12/2022	1,1,1-Trichloroethane	<100	µg/m^3	UJ	ISL/SSL
PSG-01-22-5	09/12/2022	Trichloroethene	<20	µg/m^3	UJ	ISL/SSL
PSG-01-22-5	09/12/2022	Vinyl chloride	<10	µg/m^3	UJ	ISL/SSL
PSG-01-26-5	09/14/2022	trans-1,2-Dichloroethene	<100	µg/m^3	UJ	CCVL
PSG-01-28-5	09/14/2022	trans-1,2-Dichloroethene	<100	µg/m^3	UJ	CCVL
PSG-01-28-15	09/14/2022	trans-1,2-Dichloroethene	<100	µg/m^3	UJ	CCVL
PSG-01-28-15	09/14/2022	Tetrachloroethene	50	µg/m^3	J+	SSH
PSG-01-28-15 REP	09/14/2022	trans-1,2-Dichloroethene	<100	µg/m^3	UJ	CCVL
PSG-01-30-5	09/14/2022	trans-1,2-Dichloroethene	<100	µg/m^3	UJ	CCVL
PSG-01-32-5	09/14/2022	trans-1,2-Dichloroethene	<100	µg/m^3	UJ	CCVL
PSG-01-34-5	09/14/2022	trans-1,2-Dichloroethene	<100	µg/m^3	UJ	CCVL
PSG-01-34-15	09/14/2022	trans-1,2-Dichloroethene	<100	µg/m^3	UJ	CCVL
PSG-01-36-5	09/14/2022	trans-1,2-Dichloroethene	<100	µg/m^3	UJ	CCVL
PSG-01-36-15	09/14/2022	trans-1,2-Dichloroethene	<100	µg/m^3	UJ	CCVL
PSG-01-36-15 REP	09/14/2022	trans-1,2-Dichloroethene	<100	µg/m^3	UJ	CCVL
PSG-01-38-5	09/14/2022	trans-1,2-Dichloroethene	<100	µg/m^3	UJ	CCVL
PSG-01-38-15	09/14/2022	trans-1,2-Dichloroethene	<100	µg/m^3	UJ	CCVL

TABLE F

VALIDATION ACTION SUMMARY [1]
Former Ford Aeronutronic Facility
Newport Beach, California

Sample ID	Sample Date	Compound	Lab Result	Units	Qualifier	Reason Codes
PSG-01-39-15	09/15/2022	Tetrachloroethene	410	µg/m^3	J+	SSH
PSG-01-39-5	09/15/2022	Tetrachloroethene	55	µg/m^3	J+	SSH
PSG-01-39-5 REP	09/15/2022	Tetrachloroethene	52	µg/m^3	J+	SSH
PSG-01-39-15	09/15/2022	trans-1,2-Dichloroethene	<100	µg/m^3	UJ	CCVL
PSG-01-39-5	09/15/2022	trans-1,2-Dichloroethene	<100	µg/m^3	UJ	CCVL
PSG-01-39-5 REP	09/15/2022	trans-1,2-Dichloroethene	<100	µg/m^3	UJ	CCVL
PSG-01-39-15	09/15/2022	Trichloroethene	360	µg/m^3	J+	SSH
PSG-01-40-5	09/15/2022	trans-1,2-Dichloroethene	<100	µg/m^3	UJ	CCVL
PSG-01-43-13.5	09/15/2022	trans-1,2-Dichloroethene	<100	µg/m^3	UJ	CCVL
PSG-01-43-13.5	09/15/2022	Trichloroethene	31	µg/m^3	J+	SSH
PSG-01-45-15	09/15/2022	Tetrachloroethene	38	µg/m^3	J+	SSH
PSG-01-45-15	09/15/2022	trans-1,2-Dichloroethene	<100	µg/m^3	UJ	CCVL
PSG-01-45-15	09/15/2022	Trichloroethene	120	µg/m^3	J+	SSH
PSG-01-47-15	09/15/2022	Tetrachloroethene	310	µg/m^3	J+	SSH
PSG-01-47-5	09/15/2022	Tetrachloroethene	25	µg/m^3	J+	SSH
PSG-01-47-15	09/15/2022	trans-1,2-Dichloroethene	<100	µg/m^3	UJ	CCVL
PSG-01-47-5	09/15/2022	trans-1,2-Dichloroethene	<100	µg/m^3	UJ	CCVL
PSG-01-47-15	09/15/2022	Trichloroethene	390	µg/m^3	J+	SSH
PSG-01-48-5	09/15/2022	trans-1,2-Dichloroethene	<100	µg/m^3	UJ	CCVL
PSG-01-50-5	09/15/2022	trans-1,2-Dichloroethene	<100	µg/m^3	UJ	CCVL
PSG-01-50-15	09/15/2022	trans-1,2-Dichloroethene	<100	µg/m^3	UJ	CCVL
PSG-01-56-15	09/16/2022	1,1-Dichloroethane	230	µg/m^3	J+	ICVSH
PSG-01-64-5	09/16/2022	1,1-Dichloroethene	<100	µg/m^3	UJ	CCVL
PSG-01-64-15	09/16/2022	1,1-Dichloroethene	<100	µg/m^3	UJ	CCVL
PSG-01-64-5	09/16/2022	trans-1,2-Dichloroethene	<100	µg/m^3	UJ	CCVL
PSG-01-64-15	09/16/2022	trans-1,2-Dichloroethene	<100	µg/m^3	UJ	CCVL
PSG-01-66-5	09/16/2022	1,1-Dichloroethene	170	µg/m^3	J	CCVL/SSH
PSG-01-66-5 REP	09/16/2022	1,1-Dichloroethene	210	µg/m^3	J	CCVL/SSH
PSG-01-66-5	09/16/2022	Tetrachloroethene	67	µg/m^3	J+	SSH
PSG-01-66-5 REP	09/16/2022	Tetrachloroethene	86	µg/m^3	J+	SSH
PSG-01-66-5	09/16/2022	trans-1,2-Dichloroethene	<100	µg/m^3	UJ	CCVL
PSG-01-66-5 REP	09/16/2022	trans-1,2-Dichloroethene	<100	µg/m^3	UJ	CCVL
PSG-01-66-5	09/16/2022	Trichloroethene	3,300	µg/m^3	J+	SSH
PSG-01-66-5 REP	09/16/2022	Trichloroethene	4,100	µg/m^3	J+	SSH
PSG-01-66-5	12/21/2022	trans-1,2-Dichloroethene	<100	µg/m^3	UJ	LCSL
PSG-01-66-5 REP	12/21/2022	trans-1,2-Dichloroethene	<100	µg/m^3	UJ	LCSL
PSG-01-78-5	09/16/2022	1,1-Dichloroethene	<100	µg/m^3	UJ	CCVL
PSG-01-78-13	09/16/2022	1,1-Dichloroethene	140	µg/m^3	J	CCVL/SSH
PSG-01-78-13	09/16/2022	cis-1,2-Dichloroethene	690	µg/m^3	J+	SSH
PSG-01-78-13	09/16/2022	Tetrachloroethene	580	µg/m^3	J+	SSH
PSG-01-78-5	09/16/2022	trans-1,2-Dichloroethene	<100	µg/m^3	UJ	CCVL
PSG-01-78-13	09/16/2022	trans-1,2-Dichloroethene	120	µg/m^3	J	CCVL/SSH
PSG-01-78-13	09/16/2022	Trichloroethene	9,500	µg/m^3	J+	SSH
PSG-01-79-13	09/16/2022	1,1-Dichloroethene	310	µg/m^3	J	CCVL/SSH
PSG-01-79-13	09/16/2022	cis-1,2-Dichloroethene	3,100	µg/m^3	J+	SSH
PSG-01-79-13	09/16/2022	Tetrachloroethene	170	µg/m^3	J+	SSH

TABLE F

VALIDATION ACTION SUMMARY [1]
Former Ford Aeronutronic Facility
Newport Beach, California

Sample ID	Sample Date	Compound	Lab Result	Units	Qualifier	Reason Codes
PSG-01-79-13	09/16/2022	trans-1,2-Dichloroethene	590	µg/m^3	J	CCVL/SSH
PSG-01-79-13	09/16/2022	Trichloroethene	5,800	µg/m^3	J+	SSH
PSG-01-79-13	09/16/2022	Vinyl chloride	110	µg/m^3	J+	SSH
PSG-01-80-13	09/16/2022	1,1-Dichloroethene	160	µg/m^3	J	CCVL/SSH
PSG-01-80-13	09/16/2022	cis-1,2-Dichloroethene	890	µg/m^3	J+	SSH
PSG-01-80-13	09/16/2022	Tetrachloroethene	580	µg/m^3	J+	SSH
PSG-01-80-13	09/16/2022	trans-1,2-Dichloroethene	140	µg/m^3	J	CCVL/SSH
PSG-01-80-13	09/16/2022	Trichloroethene	11,000	µg/m^3	J+	SSH
PSG-01-81-5	09/16/2022	1,1-Dichloroethene	<100	µg/m^3	UJ	CCVL
PSG-01-81-14	09/16/2022	1,1-Dichloroethene	340	µg/m^3	J	CCVL/SSH
PSG-01-81-14	09/16/2022	cis-1,2-Dichloroethene	840	µg/m^3	J+	SSH
PSG-01-81-14	09/16/2022	Tetrachloroethene	400	µg/m^3	J+	SSH
PSG-01-81-5	09/16/2022	trans-1,2-Dichloroethene	<100	µg/m^3	UJ	CCVL
PSG-01-81-14	09/16/2022	trans-1,2-Dichloroethene	<100	µg/m^3	UJ	CCVL
PSG-01-81-5	09/16/2022	Trichloroethene	28	µg/m^3	J+	SSH
PSG-01-81-14	09/16/2022	Trichloroethene	10,000	µg/m^3	J+	SSH
PSG-01-81-14	09/16/2022	Vinyl chloride	110	µg/m^3	J+	SSH
PSG-01-82-14	09/16/2022	1,1-Dichloroethene	120	µg/m^3	J	CCVL/SSH
PSG-01-82-14	09/16/2022	cis-1,2-Dichloroethene	230	µg/m^3	J+	SSH
PSG-01-82-14	09/16/2022	trans-1,2-Dichloroethene	<100	µg/m^3	UJ	CCVL
PSG-01-82-14	09/16/2022	Trichloroethene	690	µg/m^3	J+	SSH
PSG-01-82-14	09/16/2022	Vinyl chloride	97	µg/m^3	J+	SSH
PSG-01-83-13.5	09/20/2022	trans-1,2-Dichloroethene	310	µg/m^3	J	FD
PSG-01-83-13.5 REP	09/20/2022	trans-1,2-Dichloroethene	200	µg/m^3	J	FD
PSG-01-90-12	09/21/2022	Trichloroethene	38,000	µg/m^3	J+	ISL/SSH
PSG-01-91-5	09/21/2022	Trichloroethene	4,200	µg/m^3	J	FD
PSG-01-91-5 REP	09/21/2022	Trichloroethene	3,000	µg/m^3	J	FD
PSG-01-93-5	09/23/2022	Vinyl chloride	44	µg/m^3	J	FD
PSG-01-93-5 REP	09/23/2022	Vinyl chloride	32	µg/m^3	J	FD
PSG-01-94-5	09/23/2022	1,1,1-Trichloroethane	<100	µg/m^3	UJ	CCVL
PSG-01-94-13	09/23/2022	1,1,1-Trichloroethane	<100	µg/m^3	UJ	CCVL
PSG-01-94-13 REP	09/23/2022	1,1,1-Trichloroethane	<100	µg/m^3	UJ	CCVL
PSG-01-99-13.5	09/23/2022	1,1,1-Trichloroethane	<100	µg/m^3	UJ	CCVL
PSG-01-101-13.5	09/23/2022	1,1-Dichloroethane	<100	µg/m^3	UJ	ISL
PSG-01-101-13.5	09/23/2022	1,2-Dichloroethane	<20	µg/m^3	UJ	ISL
PSG-01-101-13.5	09/23/2022	1,1-Dichloroethene	<100	µg/m^3	UJ	ISL
PSG-01-101-13.5	09/23/2022	cis-1,2-Dichloroethene	<100	µg/m^3	UJ	ISL
PSG-01-101-13.5	09/23/2022	trans-1,2-Dichloroethene	<100	µg/m^3	UJ	ISL
PSG-01-101-13.5	09/23/2022	1,1,1-Trichloroethane	<100	µg/m^3	UJ	CCVL/ISL
PSG-01-101-13.5	09/23/2022	Trichloroethene	<20	µg/m^3	UJ	ISL
PSG-01-101-13.5	09/23/2022	Vinyl chloride	<10	µg/m^3	UJ	ISL
PSG-10-2-5	08/15/2022	1,1-Dichloroethene	<100	µg/m^3	UJ	LCSL
PSG-10-2-15	08/15/2022	1,1-Dichloroethene	<100	µg/m^3	UJ	LCSL
PSG-10-2-5	08/15/2022	Tetrachloroethene	<20	µg/m^3	UJ	CCVL
PSG-10-2-15	08/15/2022	Tetrachloroethene	31	µg/m^3	J	CCVL/SSH
PSG-10-2-5	08/15/2022	trans-1,2-Dichloroethene	<100	µg/m^3	UJ	LCSL

TABLE F

VALIDATION ACTION SUMMARY [1]
Former Ford Aeronutronic Facility
Newport Beach, California

Sample ID	Sample Date	Compound	Lab Result	Units	Qualifier	Reason Codes
PSG-10-2-15	08/15/2022	trans-1,2-Dichloroethene	<100	µg/m^3	UJ	LCSL
PSG-10-2-5	08/15/2022	Trichloroethene	290	µg/m^3	J+	SSH
PSG-10-2-15	08/15/2022	Trichloroethene	1,600	µg/m^3	J+	SSH
PSG-10-4-5	08/15/2022	1,1-Dichloroethene	<100	µg/m^3	UJ	LCSL
PSG-10-4-15	08/15/2022	1,1-Dichloroethene	<100	µg/m^3	UJ	LCSL
PSG-10-4-5	08/15/2022	Tetrachloroethene	<20	µg/m^3	UJ	CCVL
PSG-10-4-15	08/15/2022	Tetrachloroethene	36	µg/m^3	J	CCVL/SSH
PSG-10-4-5	08/15/2022	trans-1,2-Dichloroethene	<100	µg/m^3	UJ	LCSL
PSG-10-4-15	08/15/2022	trans-1,2-Dichloroethene	<100	µg/m^3	UJ	LCSL
PSG-10-4-5	08/15/2022	Trichloroethene	560	µg/m^3	J+	SSH
PSG-10-4-15	08/15/2022	Trichloroethene	3,300	µg/m^3	J+	SSH
PSG-10-6-5	08/15/2022	1,1-Dichloroethene	<100	µg/m^3	UJ	LCSL
PSG-10-6-15	08/15/2022	1,1-Dichloroethene	<100	µg/m^3	UJ	LCSL
PSG-10-6-15 REP	08/15/2022	1,1-Dichloroethene	<100	µg/m^3	UJ	LCSL
PSG-10-6-5	08/15/2022	Tetrachloroethene	39	µg/m^3	J	CCVL/SSH
PSG-10-6-15	08/15/2022	Tetrachloroethene	100	µg/m^3	J	CCVL/FD/SSH
PSG-10-6-15 REP	08/15/2022	Tetrachloroethene	66	µg/m^3	J	CCVL/FD/SSH
PSG-10-6-5	08/15/2022	trans-1,2-Dichloroethene	<100	µg/m^3	UJ	LCSL
PSG-10-6-15	08/15/2022	trans-1,2-Dichloroethene	<100	µg/m^3	UJ	LCSL
PSG-10-6-15 REP	08/15/2022	trans-1,2-Dichloroethene	<100	µg/m^3	UJ	LCSL
PSG-10-6-5	08/15/2022	Trichloroethene	1,400	µg/m^3	J+	SSH
PSG-10-6-15	08/15/2022	Trichloroethene	5,000	µg/m^3	J+	SSH
PSG-10-6-15 REP	08/15/2022	Trichloroethene	4,200	µg/m^3	J+	SSH
PSG-10-7-5	08/15/2022	1,1-Dichloroethene	<100	µg/m^3	UJ	LCSL
PSG-10-7-15	08/15/2022	1,1-Dichloroethene	<100	µg/m^3	UJ	LCSL
PSG-10-7-5	08/15/2022	Tetrachloroethene	23	µg/m^3	J	CCVL/SSH
PSG-10-7-15	08/15/2022	Tetrachloroethene	82	µg/m^3	J	CCVL/SSH
PSG-10-7-5	08/15/2022	trans-1,2-Dichloroethene	<100	µg/m^3	UJ	LCSL
PSG-10-7-15	08/15/2022	trans-1,2-Dichloroethene	<100	µg/m^3	UJ	LCSL
PSG-10-7-5	08/15/2022	Trichloroethene	1,700	µg/m^3	J+	SSH
PSG-10-7-15	08/15/2022	Trichloroethene	7,500	µg/m^3	J+	SSH
PSG-10-9-5	08/15/2022	1,1-Dichloroethene	<100	µg/m^3	UJ	LCSL
PSG-10-9-15	08/15/2022	1,1-Dichloroethene	<100	µg/m^3	UJ	LCSL
PSG-10-9-5	08/15/2022	Tetrachloroethene	26	µg/m^3	J	CCVL/SSH
PSG-10-9-15	08/15/2022	Tetrachloroethene	110	µg/m^3	J	CCVL/SSH
PSG-10-9-5	08/15/2022	trans-1,2-Dichloroethene	<100	µg/m^3	UJ	LCSL
PSG-10-9-15	08/15/2022	trans-1,2-Dichloroethene	<100	µg/m^3	UJ	LCSL
PSG-10-9-5	08/15/2022	Trichloroethene	1,600	µg/m^3	J+	SSH
PSG-10-9-15	08/15/2022	Trichloroethene	8,900	µg/m^3	J+	SSH
PSG-10-11-5	08/15/2022	1,1-Dichloroethene	<100	µg/m^3	UJ	LCSL
PSG-10-11-15	08/15/2022	1,1-Dichloroethene	<100	µg/m^3	UJ	LCSL
PSG-10-11-5	08/15/2022	Tetrachloroethene	37	µg/m^3	J	CCVL/SSH
PSG-10-11-15	08/15/2022	Tetrachloroethene	63	µg/m^3	J	CCVL/SSH
PSG-10-11-5	08/15/2022	trans-1,2-Dichloroethene	<100	µg/m^3	UJ	LCSL
PSG-10-11-15	08/15/2022	trans-1,2-Dichloroethene	<100	µg/m^3	UJ	LCSL
PSG-10-11-5	08/15/2022	Trichloroethene	2,200	µg/m^3	J+	SSH

TABLE F

VALIDATION ACTION SUMMARY [1]

Former Ford Aeronutronic Facility

Newport Beach, California

Sample ID	Sample Date	Compound	Lab Result	Units	Qualifier	Reason Codes
PSG-10-11-15	08/15/2022	Trichloroethene	7,000	µg/m^3	J+	SSH
PSG-10-13-15	08/16/2022	1,1,1-Trichloroethane	<100	µg/m^3	UJ	ISL
PSG-10-13-15 REP	08/16/2022	1,1,1-Trichloroethane	<100	µg/m^3	UJ	ISL
PSG-10-13-15	08/16/2022	1,1-Dichloroethane	<100	µg/m^3	UJ	ISL
PSG-10-13-15 REP	08/16/2022	1,1-Dichloroethane	<100	µg/m^3	UJ	ISL
PSG-10-13-5	08/16/2022	1,1-Dichloroethene	<100	µg/m^3	UJ	LCSL
PSG-10-13-15	08/16/2022	1,1-Dichloroethene	<100	µg/m^3	UJ	ISL/LCSL
PSG-10-13-15 REP	08/16/2022	1,1-Dichloroethene	<100	µg/m^3	UJ	ISL/LCSL
PSG-10-13-15	08/16/2022	1,2-Dichloroethane	<20	µg/m^3	UJ	ISL
PSG-10-13-15 REP	08/16/2022	1,2-Dichloroethane	<20	µg/m^3	UJ	ISL
PSG-10-13-15	08/16/2022	cis-1,2-Dichloroethene	<100	µg/m^3	UJ	ISL
PSG-10-13-15 REP	08/16/2022	cis-1,2-Dichloroethene	<100	µg/m^3	UJ	ISL
PSG-10-13-5	08/16/2022	Tetrachloroethene	34	µg/m^3	J	CCVL/LCSL/SSH
PSG-10-13-15	08/16/2022	Tetrachloroethene	170	µg/m^3	J	CCVL/FD/ISL/LCSL/SSH
PSG-10-13-15 REP	08/16/2022	Tetrachloroethene	94	µg/m^3	J	CCVL/FD/ISL/LCSL/SSH
PSG-10-13-5	08/16/2022	trans-1,2-Dichloroethene	<100	µg/m^3	UJ	LCSL
PSG-10-13-15	08/16/2022	trans-1,2-Dichloroethene	<100	µg/m^3	UJ	ISL/LCSL
PSG-10-13-15 REP	08/16/2022	trans-1,2-Dichloroethene	<100	µg/m^3	UJ	ISL/LCSL
PSG-10-13-5	08/16/2022	Trichloroethene	2,000	µg/m^3	J+	SSH
PSG-10-13-15	08/16/2022	Trichloroethene	13,000	µg/m^3	J+	FD/ISL/SSH
PSG-10-13-15 REP	08/16/2022	Trichloroethene	9,300	µg/m^3	J+	FD/ISL/SSH
PSG-10-13-5	08/16/2022	Vinyl chloride	<10	µg/m^3	UJ	LCSL
PSG-10-13-15	08/16/2022	Vinyl chloride	<10	µg/m^3	UJ	ISL/LCSL
PSG-10-13-15 REP	08/16/2022	Vinyl chloride	<10	µg/m^3	UJ	ISL/LCSL
PSG-10-15-5	08/16/2022	1,1-Dichloroethene	<100	µg/m^3	UJ	LCSL
PSG-10-15-15	08/16/2022	1,1-Dichloroethene	<100	µg/m^3	UJ	LCSL
PSG-10-15-5	08/16/2022	Tetrachloroethene	84	µg/m^3	J	CCVL/LCSL/SSH
PSG-10-15-15	08/16/2022	Tetrachloroethene	160	µg/m^3	J	CCVL/LCSL/SSH
PSG-10-15-5	08/16/2022	trans-1,2-Dichloroethene	<100	µg/m^3	UJ	LCSL
PSG-10-15-15	08/16/2022	trans-1,2-Dichloroethene	<100	µg/m^3	UJ	LCSL
PSG-10-15-5	08/16/2022	Trichloroethene	5,000	µg/m^3	J+	SSH
PSG-10-15-15	08/16/2022	Trichloroethene	13,000	µg/m^3	J+	SSH
PSG-10-15-5	08/16/2022	Vinyl chloride	<10	µg/m^3	UJ	LCSL
PSG-10-15-15	08/16/2022	Vinyl chloride	<10	µg/m^3	UJ	LCSL
PSG-10-17-5	08/16/2022	1,1-Dichloroethene	<100	µg/m^3	UJ	LCSL
PSG-10-17-15	08/16/2022	1,1-Dichloroethene	<100	µg/m^3	UJ	LCSL
PSG-10-17-5	08/16/2022	Tetrachloroethene	68	µg/m^3	J	CCVL/LCSL/SSH
PSG-10-17-15	08/16/2022	Tetrachloroethene	110	µg/m^3	J	CCVL/LCSL/SSH
PSG-10-17-5	08/16/2022	trans-1,2-Dichloroethene	<100	µg/m^3	UJ	LCSL
PSG-10-17-15	08/16/2022	trans-1,2-Dichloroethene	<100	µg/m^3	UJ	LCSL
PSG-10-17-5	08/16/2022	Trichloroethene	5,000	µg/m^3	J+	SSH
PSG-10-17-15	08/16/2022	Trichloroethene	11,000	µg/m^3	J+	SSH
PSG-10-17-5	08/16/2022	Vinyl chloride	<10	µg/m^3	UJ	LCSL
PSG-10-17-15	08/16/2022	Vinyl chloride	<10	µg/m^3	UJ	LCSL
PSG-10-18-5	08/16/2022	1,1,1-Trichloroethane	<100	µg/m^3	UJ	SSL
PSG-10-18-5	08/16/2022	1,1-Dichloroethane	<100	µg/m^3	UJ	SSL

TABLE F

VALIDATION ACTION SUMMARY [1]
Former Ford Aeronutronic Facility
Newport Beach, California

Sample ID	Sample Date	Compound	Lab Result	Units	Qualifier	Reason Codes
PSG-10-18-5	08/16/2022	1,1-Dichloroethene	<100	µg/m^3	UJ	LCSL/SSL
PSG-10-18-10.5	08/16/2022	1,1-Dichloroethene	<100	µg/m^3	UJ	LCSL
PSG-10-18-5	08/16/2022	1,2-Dichloroethane	<20	µg/m^3	UJ	SSL
PSG-10-18-5	08/16/2022	cis-1,2-Dichloroethene	<100	µg/m^3	UJ	SSL
PSG-10-18-5	08/16/2022	Tetrachloroethene	86	µg/m^3	J	CCVL/LCSL/SSH/SSL
PSG-10-18-10.5	08/16/2022	Tetrachloroethene	100	µg/m^3	J	CCVL/LCSL/SSH
PSG-10-18-5	08/16/2022	trans-1,2-Dichloroethene	<100	µg/m^3	UJ	LCSL/SSL
PSG-10-18-10.5	08/16/2022	trans-1,2-Dichloroethene	<100	µg/m^3	UJ	LCSL
PSG-10-18-5	08/16/2022	Trichloroethene	6,000	µg/m^3	J	SSH/SSL
PSG-10-18-10.5	08/16/2022	Trichloroethene	8,900	µg/m^3	J+	SSH
PSG-10-18-5	08/16/2022	Vinyl chloride	<10	µg/m^3	UJ	LCSL/SSL
PSG-10-18-10.5	08/16/2022	Vinyl chloride	<10	µg/m^3	UJ	LCSL
PSG-10-19-5	08/16/2022	1,1-Dichloroethene	<100	µg/m^3	UJ	LCSL
PSG-10-19-15	08/16/2022	1,1-Dichloroethene	<100	µg/m^3	UJ	LCSL
PSG-10-19-5	08/16/2022	Tetrachloroethene	79	µg/m^3	J	CCVL/LCSL/SSH
PSG-10-19-15	08/16/2022	Tetrachloroethene	160	µg/m^3	J	CCVL/LCSL/SSH
PSG-10-19-5	08/16/2022	trans-1,2-Dichloroethene	<100	µg/m^3	UJ	LCSL
PSG-10-19-15	08/16/2022	trans-1,2-Dichloroethene	<100	µg/m^3	UJ	LCSL
PSG-10-19-5	08/16/2022	Trichloroethene	6,100	µg/m^3	J+	SSH
PSG-10-19-15	08/16/2022	Trichloroethene	14,000	µg/m^3	J+	SSH
PSG-10-19-5	08/16/2022	Vinyl chloride	<10	µg/m^3	UJ	LCSL
PSG-10-19-15	08/16/2022	Vinyl chloride	<10	µg/m^3	UJ	LCSL
PSG-10-20-5	08/16/2022	1,1-Dichloroethene	<100	µg/m^3	UJ	LCSL
PSG-10-20-15	08/16/2022	1,1-Dichloroethene	<100	µg/m^3	UJ	LCSL
PSG-10-20-5	08/16/2022	Tetrachloroethene	55	µg/m^3	J	CCVL/LCSL/SSH
PSG-10-20-15	08/16/2022	Tetrachloroethene	150	µg/m^3	J	CCVL/LCSL/SSH
PSG-10-20-5	08/16/2022	trans-1,2-Dichloroethene	<100	µg/m^3	UJ	LCSL
PSG-10-20-15	08/16/2022	trans-1,2-Dichloroethene	<100	µg/m^3	UJ	LCSL
PSG-10-20-5	08/16/2022	Trichloroethene	4,300	µg/m^3	J+	SSH
PSG-10-20-15	08/16/2022	Trichloroethene	17,000	µg/m^3	J+	SSH
PSG-10-20-5	08/16/2022	Vinyl chloride	<10	µg/m^3	UJ	LCSL
PSG-10-20-15	08/16/2022	Vinyl chloride	<10	µg/m^3	UJ	LCSL
PSG-10-22-5	08/17/2022	1,1-Dichloroethene	<100	µg/m^3	UJ	CCVL
PSG-10-22-15	08/17/2022	1,1-Dichloroethene	<100	µg/m^3	UJ	CCVL
PSG-10-22-5	08/17/2022	Tetrachloroethene	64	µg/m^3	J	CCVL/SSH
PSG-10-22-15	08/17/2022	Tetrachloroethene	150	µg/m^3	J	CCVL/SSH
PSG-10-22-5	08/17/2022	trans-1,2-Dichloroethene	<100	µg/m^3	UJ	CCVL
PSG-10-22-15	08/17/2022	trans-1,2-Dichloroethene	<100	µg/m^3	UJ	CCVL
PSG-10-22-5	08/17/2022	Trichloroethene	3,700	µg/m^3	J+	SSH
PSG-10-22-15	08/17/2022	Trichloroethene	11,000	µg/m^3	J+	SSH
PSG-10-23-5	08/17/2022	1,1-Dichloroethene	<100	µg/m^3	UJ	CCVL
PSG-10-23-5 REP	08/17/2022	1,1-Dichloroethene	<100	µg/m^3	UJ	CCVL
PSG-10-23-15	08/17/2022	1,1-Dichloroethene	<100	µg/m^3	UJ	CCVL
PSG-10-23-5	08/17/2022	Tetrachloroethene	69	µg/m^3	J	CCVL/SSH
PSG-10-23-5 REP	08/17/2022	Tetrachloroethene	56	µg/m^3	J	CCVL/SSH
PSG-10-23-15	08/17/2022	Tetrachloroethene	130	µg/m^3	J	CCVL/SSH

TABLE F

VALIDATION ACTION SUMMARY [1]
Former Ford Aeronutronic Facility
Newport Beach, California

Sample ID	Sample Date	Compound	Lab Result	Units	Qualifier	Reason Codes
PSG-10-23-5	08/17/2022	trans-1,2-Dichloroethene	<100	µg/m^3	UJ	CCVL
PSG-10-23-5 REP	08/17/2022	trans-1,2-Dichloroethene	<100	µg/m^3	UJ	CCVL
PSG-10-23-15	08/17/2022	trans-1,2-Dichloroethene	<100	µg/m^3	UJ	CCVL
PSG-10-23-5	08/17/2022	Trichloroethene	2,600	µg/m^3	J+	SSH
PSG-10-23-5 REP	08/17/2022	Trichloroethene	2,700	µg/m^3	J+	SSH
PSG-10-23-15	08/17/2022	Trichloroethene	9,400	µg/m^3	J+	SSH
PSG-10-24-5	08/17/2022	1,1-Dichloroethene	<100	µg/m^3	UJ	CCVL
PSG-10-24-15	08/17/2022	1,1-Dichloroethene	<100	µg/m^3	UJ	CCVL
PSG-10-24-5	08/17/2022	Tetrachloroethene	40	µg/m^3	J	CCVL/SSH
PSG-10-24-15	08/17/2022	Tetrachloroethene	110	µg/m^3	J	CCVL/SSH
PSG-10-24-5	08/17/2022	trans-1,2-Dichloroethene	<100	µg/m^3	UJ	CCVL
PSG-10-24-15	08/17/2022	trans-1,2-Dichloroethene	<100	µg/m^3	UJ	CCVL
PSG-10-24-5	08/17/2022	Trichloroethene	2,600	µg/m^3	J+	SSH
PSG-10-24-15	08/17/2022	Trichloroethene	6,000	µg/m^3	J+	SSH
PSG-10-25-5	08/17/2022	1,1-Dichloroethene	<100	µg/m^3	UJ	CCVL
PSG-10-25-5	08/17/2022	trans-1,2-Dichloroethene	<100	µg/m^3	UJ	CCVL
PSG-10-25-5	08/17/2022	Tetrachloroethene	64	µg/m^3	J	CCVL/SSH
PSG-10-25-5	08/17/2022	Trichloroethene	3,000	µg/m^3	J+	SSH
PSG-10-27-5	08/17/2022	1,1-Dichloroethene	<100	µg/m^3	UJ	CCVL
PSG-10-27-15	08/17/2022	1,1-Dichloroethene	<100	µg/m^3	UJ	CCVL
PSG-10-27-5	08/17/2022	Tetrachloroethene	40	µg/m^3	J	CCVL/SSH
PSG-10-27-15	08/17/2022	Tetrachloroethene	93	µg/m^3	J	CCVL/SSH
PSG-10-27-5	08/17/2022	trans-1,2-Dichloroethene	<100	µg/m^3	UJ	CCVL
PSG-10-27-15	08/17/2022	trans-1,2-Dichloroethene	<100	µg/m^3	UJ	CCVL
PSG-10-27-5	08/17/2022	Trichloroethene	2,000	µg/m^3	J+	SSH
PSG-10-27-15	08/17/2022	Trichloroethene	5,400	µg/m^3	J+	SSH
PSG-10-28-5	08/17/2022	1,1-Dichloroethene	<100	µg/m^3	UJ	CCVL
PSG-10-28-15	08/17/2022	1,1-Dichloroethene	<100	µg/m^3	UJ	CCVL
PSG-10-28-5	08/17/2022	Tetrachloroethene	<20	µg/m^3	UJ	CCVL
PSG-10-28-15	08/17/2022	Tetrachloroethene	52	µg/m^3	J	CCVL/SSH
PSG-10-28-5	08/17/2022	trans-1,2-Dichloroethene	<100	µg/m^3	UJ	CCVL
PSG-10-28-15	08/17/2022	trans-1,2-Dichloroethene	<100	µg/m^3	UJ	CCVL
PSG-10-28-5	08/17/2022	Trichloroethene	130	µg/m^3	J+	SSH
PSG-10-28-15	08/17/2022	Trichloroethene	3,100	µg/m^3	J+	SSH
PSG-10-29-5	08/17/2022	1,1-Dichloroethene	<100	µg/m^3	UJ	CCVL
PSG-10-29-15	08/17/2022	1,1-Dichloroethene	<100	µg/m^3	UJ	CCVL
PSG-10-29-5	08/17/2022	Tetrachloroethene	28	µg/m^3	J	CCVL/SSH
PSG-10-29-15	08/17/2022	Tetrachloroethene	31	µg/m^3	J	CCVL/SSH
PSG-10-29-5	08/17/2022	trans-1,2-Dichloroethene	<100	µg/m^3	UJ	CCVL
PSG-10-29-15	08/17/2022	trans-1,2-Dichloroethene	<100	µg/m^3	UJ	CCVL
PSG-10-29-5	08/17/2022	Trichloroethene	940	µg/m^3	J+	SSH
PSG-10-29-15	08/17/2022	Trichloroethene	1,500	µg/m^3	J+	SSH
PSG-10-29-15	12/21/2022	trans-1,2-Dichloroethene	<100	µg/m^3	UJ	LCSL
PSG-10-31-5	08/18/2022	Tetrachloroethene	<20	µg/m^3	UJ	CCVL
PSG-10-31-15	08/18/2022	Tetrachloroethene	49	µg/m^3	J	CCVL/SSH
PSG-10-31-5	08/18/2022	Trichloroethene	300	µg/m^3	J+	SSH

TABLE F

VALIDATION ACTION SUMMARY [1]
Former Ford Aeronutronic Facility
Newport Beach, California

Sample ID	Sample Date	Compound	Lab Result	Units	Qualifier	Reason Codes
PSG-10-31-15	08/18/2022	Trichloroethene	1,600	µg/m^3	J+	SSH
PSG-10-32-5	08/18/2022	1,1,1-Trichloroethane	<100	µg/m^3	UJ	SSL
PSG-10-32-5	08/18/2022	1,1-Dichloroethane	<100	µg/m^3	UJ	SSL
PSG-10-32-5	08/18/2022	1,1-Dichloroethene	<100	µg/m^3	UJ	SSL
PSG-10-32-5	08/18/2022	1,2-Dichloroethane	<20	µg/m^3	UJ	SSL
PSG-10-32-5	08/18/2022	cis-1,2-Dichloroethene	<100	µg/m^3	UJ	SSL
PSG-10-32-5	08/18/2022	Tetrachloroethene	<20	µg/m^3	UJ	CCVL/SSL
PSG-10-32-5 REP	08/18/2022	Tetrachloroethene	22	µg/m^3	J	CCVL/SSH
PSG-10-32-15	08/18/2022	Tetrachloroethene	37	µg/m^3	J	CCVL/SSH
PSG-10-32-5	08/18/2022	trans-1,2-Dichloroethene	<100	µg/m^3	UJ	SSL
PSG-10-32-5	08/18/2022	Trichloroethene	270	µg/m^3	J	FD/SSH/SSL
PSG-10-32-5 REP	08/18/2022	Trichloroethene	440	µg/m^3	J+	FD/SSH
PSG-10-32-15	08/18/2022	Trichloroethene	1,500	µg/m^3	J+	SSH
PSG-10-32-5	08/18/2022	Vinyl chloride	<10	µg/m^3	UJ	SSL
PSG-10-34-5	08/18/2022	Tetrachloroethene	<20	µg/m^3	UJ	CCVL
PSG-10-34-15	08/18/2022	Tetrachloroethene	59	µg/m^3	J	CCVL/SSH
PSG-10-34-5	08/18/2022	Trichloroethene	670	µg/m^3	J+	SSH
PSG-10-34-15	08/18/2022	Trichloroethene	3,800	µg/m^3	J+	SSH
PSG-10-36-5	08/18/2022	Tetrachloroethene	<20	µg/m^3	UJ	CCVL
PSG-10-36-15	08/18/2022	Tetrachloroethene	40	µg/m^3	J	CCVL/SSH
PSG-10-36-5	08/18/2022	Trichloroethene	380	µg/m^3	J+	SSH
PSG-10-36-15	08/18/2022	Trichloroethene	2,300	µg/m^3	J+	SSH
PSG-10-38-5	08/18/2022	Tetrachloroethene	<20	µg/m^3	UJ	CCVL
PSG-10-38-15	08/18/2022	Tetrachloroethene	<20	µg/m^3	UJ	CCVL
PSG-10-38-15	08/18/2022	Trichloroethene	260	µg/m^3	J+	SSH
PSG-10-40-5	08/18/2022	Tetrachloroethene	<20	µg/m^3	UJ	CCVL
PSG-10-40-15	08/18/2022	Tetrachloroethene	<20	µg/m^3	UJ	CCVL
PSG-10-40-15	08/18/2022	Trichloroethene	200	µg/m^3	J+	SSH
PSG-10-41-15 REP	08/23/2022	1,1,1-Trichloroethane	<100	µg/m^3	UJ	ISL
PSG-10-41-15 REP	08/23/2022	1,1-Dichloroethane	<100	µg/m^3	UJ	ISL
PSG-10-41-15	08/23/2022	1,1-Dichloroethene	<100	µg/m^3	UJ	CCVL/LCSL
PSG-10-41-15 REP	08/23/2022	1,1-Dichloroethene	<100	µg/m^3	UJ	CCVL/ISL/LCSL
PSG-10-41-5	08/23/2022	1,1-Dichloroethene	<100	µg/m^3	UJ	CCVL/LCSL
PSG-10-41-15 REP	08/23/2022	1,2-Dichloroethane	<20	µg/m^3	UJ	ISL
PSG-10-41-15	08/23/2022	cis-1,2-Dichloroethene	<100	µg/m^3	UJ	CCVL
PSG-10-41-15 REP	08/23/2022	cis-1,2-Dichloroethene	<100	µg/m^3	UJ	CCVL/ISL
PSG-10-41-5	08/23/2022	cis-1,2-Dichloroethene	<100	µg/m^3	UJ	CCVL
PSG-10-41-15	08/23/2022	Tetrachloroethene	20	µg/m^3	J+	SSH
PSG-10-41-15	08/23/2022	trans-1,2-Dichloroethene	<100	µg/m^3	UJ	CCVL/LCSL
PSG-10-41-15 REP	08/23/2022	trans-1,2-Dichloroethene	<100	µg/m^3	UJ	CCVL/ISL/LCSL
PSG-10-41-5	08/23/2022	trans-1,2-Dichloroethene	<100	µg/m^3	UJ	CCVL/LCSL
PSG-10-41-15	08/23/2022	Trichloroethene	760	µg/m^3	J+	SSH
PSG-10-41-15 REP	08/23/2022	Trichloroethene	700	µg/m^3	J+	ISL/SSH
PSG-10-41-5	08/23/2022	Trichloroethene	63	µg/m^3	J+	SSH
PSG-10-41-15	08/23/2022	Vinyl chloride	<10	µg/m^3	UJ	CCVL
PSG-10-41-15 REP	08/23/2022	Vinyl chloride	<10	µg/m^3	UJ	CCVL/ISL

TABLE F

VALIDATION ACTION SUMMARY [1]
Former Ford Aeronutronic Facility
Newport Beach, California

Sample ID	Sample Date	Compound	Lab Result	Units	Qualifier	Reason Codes
PSG-10-41-5	08/23/2022	Vinyl chloride	<10	µg/m^3	UJ	CCVL
PSG-10-42-5	08/23/2022	1,1,1-Trichloroethane	<100	µg/m^3	UJ	ISL
PSG-10-42-5	08/23/2022	1,1-Dichloroethane	<100	µg/m^3	UJ	ISL
PSG-10-42-15	08/23/2022	1,1-Dichloroethene	<100	µg/m^3	UJ	CCVL/LCSL
PSG-10-42-5	08/23/2022	1,1-Dichloroethene	<100	µg/m^3	UJ	CCVL/ISL/LCSL
PSG-10-42-5	08/23/2022	1,2-Dichloroethane	<20	µg/m^3	UJ	ISL
PSG-10-42-15	08/23/2022	cis-1,2-Dichloroethene	<100	µg/m^3	UJ	CCVL
PSG-10-42-5	08/23/2022	cis-1,2-Dichloroethene	<100	µg/m^3	UJ	CCVL/ISL
PSG-10-42-15	08/23/2022	trans-1,2-Dichloroethene	<100	µg/m^3	UJ	CCVL/LCSL
PSG-10-42-5	08/23/2022	trans-1,2-Dichloroethene	<100	µg/m^3	UJ	CCVL/ISL/LCSL
PSG-10-42-15	08/23/2022	Trichloroethene	380	µg/m^3	J+	SSH
PSG-10-42-5	08/23/2022	Trichloroethene	57	µg/m^3	J+	ISL/SSH
PSG-10-42-15	08/23/2022	Vinyl chloride	<10	µg/m^3	UJ	CCVL
PSG-10-42-5	08/23/2022	Vinyl chloride	<10	µg/m^3	UJ	CCVL/ISL
PSG-10-44-5	08/23/2022	1,1,1-Trichloroethane	<100	µg/m^3	UJ	ISL
PSG-10-44-5	08/23/2022	1,1-Dichloroethane	<100	µg/m^3	UJ	ISL
PSG-10-44-15	08/23/2022	1,1-Dichloroethene	<100	µg/m^3	UJ	CCVL/LCSL
PSG-10-44-5	08/23/2022	1,1-Dichloroethene	<100	µg/m^3	UJ	CCVL/ISL/LCSL
PSG-10-44-5	08/23/2022	1,2-Dichloroethane	<20	µg/m^3	UJ	ISL
PSG-10-44-15	08/23/2022	cis-1,2-Dichloroethene	<100	µg/m^3	UJ	CCVL
PSG-10-44-5	08/23/2022	cis-1,2-Dichloroethene	<100	µg/m^3	UJ	CCVL/ISL
PSG-10-44-15	08/23/2022	trans-1,2-Dichloroethene	<100	µg/m^3	UJ	CCVL/LCSL
PSG-10-44-5	08/23/2022	trans-1,2-Dichloroethene	<100	µg/m^3	UJ	CCVL/ISL/LCSL
PSG-10-44-15	08/23/2022	Trichloroethene	130	µg/m^3	J+	SSH
PSG-10-44-5	08/23/2022	Trichloroethene	<20	µg/m^3	UJ	ISL
PSG-10-44-15	08/23/2022	Vinyl chloride	<10	µg/m^3	UJ	CCVL
PSG-10-44-5	08/23/2022	Vinyl chloride	<10	µg/m^3	UJ	CCVL/ISL
PSG-10-45-15	08/23/2022	1,1,1-Trichloroethane	<100	µg/m^3	UJ	ISL
PSG-10-45-15 REP	08/23/2022	1,1,1-Trichloroethane	<100	µg/m^3	UJ	ISL
PSG-10-45-5	08/23/2022	1,1,1-Trichloroethane	<100	µg/m^3	UJ	ISL
PSG-10-45-15	08/23/2022	1,1-Dichloroethane	<100	µg/m^3	UJ	ISL
PSG-10-45-15 REP	08/23/2022	1,1-Dichloroethane	<100	µg/m^3	UJ	ISL
PSG-10-45-5	08/23/2022	1,1-Dichloroethane	<100	µg/m^3	UJ	ISL
PSG-10-45-15	08/23/2022	1,1-Dichloroethene	<100	µg/m^3	UJ	CCVL/ISL/LCSL
PSG-10-45-15 REP	08/23/2022	1,1-Dichloroethene	<100	µg/m^3	UJ	CCVL/ISL/LCSL
PSG-10-45-5	08/23/2022	1,1-Dichloroethene	<100	µg/m^3	UJ	CCVL/ISL/LCSL
PSG-10-45-15	08/23/2022	1,2-Dichloroethane	<20	µg/m^3	UJ	ISL
PSG-10-45-15 REP	08/23/2022	1,2-Dichloroethane	<20	µg/m^3	UJ	ISL
PSG-10-45-5	08/23/2022	1,2-Dichloroethane	<20	µg/m^3	UJ	ISL
PSG-10-45-15	08/23/2022	cis-1,2-Dichloroethene	<100	µg/m^3	UJ	CCVL/ISL
PSG-10-45-15 REP	08/23/2022	cis-1,2-Dichloroethene	<100	µg/m^3	UJ	CCVL/ISL
PSG-10-45-5	08/23/2022	cis-1,2-Dichloroethene	<100	µg/m^3	UJ	CCVL/ISL
PSG-10-45-15 REP	08/23/2022	Tetrachloroethene	<20	µg/m^3	UJ	ISL
PSG-10-45-15	08/23/2022	trans-1,2-Dichloroethene	<100	µg/m^3	UJ	CCVL/ISL/LCSL
PSG-10-45-15 REP	08/23/2022	trans-1,2-Dichloroethene	<100	µg/m^3	UJ	CCVL/ISL/LCSL
PSG-10-45-5	08/23/2022	trans-1,2-Dichloroethene	<100	µg/m^3	UJ	CCVL/ISL/LCSL

TABLE F

VALIDATION ACTION SUMMARY [1]
Former Ford Aeronutronic Facility
Newport Beach, California

Sample ID	Sample Date	Compound	Lab Result	Units	Qualifier	Reason Codes
PSG-10-45-15	08/23/2022	Trichloroethene	94	µg/m^3	J+	ISL/SSH
PSG-10-45-15 REP	08/23/2022	Trichloroethene	100	µg/m^3	J+	ISL/SSH
PSG-10-45-5	08/23/2022	Trichloroethene	<20	µg/m^3	UJ	ISL
PSG-10-45-15	08/23/2022	Vinyl chloride	<10	µg/m^3	UJ	CCVL/ISL
PSG-10-45-15 REP	08/23/2022	Vinyl chloride	<10	µg/m^3	UJ	CCVL/ISL
PSG-10-45-5	08/23/2022	Vinyl chloride	<10	µg/m^3	UJ	CCVL/ISL
PSG-10-47-15	08/23/2022	1,1,1-Trichloroethane	<100	µg/m^3	UJ	ISL
PSG-10-47-5	08/23/2022	1,1,1-Trichloroethane	<100	µg/m^3	UJ	ISL
PSG-10-47-15	08/23/2022	1,1-Dichloroethane	<100	µg/m^3	UJ	ISL
PSG-10-47-5	08/23/2022	1,1-Dichloroethane	<100	µg/m^3	UJ	ISL
PSG-10-47-15	08/23/2022	1,1-Dichloroethene	<100	µg/m^3	UJ	CCVL/ISL/LCSL
PSG-10-47-5	08/23/2022	1,1-Dichloroethene	<100	µg/m^3	UJ	CCVL/ISL/LCSL
PSG-10-47-15	08/23/2022	1,2-Dichloroethane	<20	µg/m^3	UJ	ISL
PSG-10-47-5	08/23/2022	1,2-Dichloroethane	<20	µg/m^3	UJ	ISL
PSG-10-47-15	08/23/2022	cis-1,2-Dichloroethene	<100	µg/m^3	UJ	CCVL/ISL
PSG-10-47-5	08/23/2022	cis-1,2-Dichloroethene	<100	µg/m^3	UJ	CCVL/ISL
PSG-10-47-15	08/23/2022	Tetrachloroethene	40	µg/m^3	J+	SSH
PSG-10-47-15	08/23/2022	trans-1,2-Dichloroethene	<100	µg/m^3	UJ	CCVL/ISL/LCSL
PSG-10-47-5	08/23/2022	trans-1,2-Dichloroethene	<100	µg/m^3	UJ	CCVL/ISL/LCSL
PSG-10-47-15	08/23/2022	Trichloroethene	<20	µg/m^3	UJ	ISL
PSG-10-47-5	08/23/2022	Trichloroethene	<20	µg/m^3	UJ	ISL
PSG-10-47-15	08/23/2022	Vinyl chloride	<10	µg/m^3	UJ	CCVL/ISL
PSG-10-47-5	08/23/2022	Vinyl chloride	<10	µg/m^3	UJ	CCVL/ISL
PSG-10-49-15	08/23/2022	1,1,1-Trichloroethane	<100	µg/m^3	UJ	ISL
PSG-10-49-5	08/23/2022	1,1,1-Trichloroethane	<100	µg/m^3	UJ	ISL
PSG-10-49-15	08/23/2022	1,1-Dichloroethane	<100	µg/m^3	UJ	ISL
PSG-10-49-5	08/23/2022	1,1-Dichloroethane	<100	µg/m^3	UJ	ISL
PSG-10-49-15	08/23/2022	1,1-Dichloroethene	<100	µg/m^3	UJ	CCVL/ISL/LCSL
PSG-10-49-5	08/23/2022	1,1-Dichloroethene	<100	µg/m^3	UJ	CCVL/ISL/LCSL
PSG-10-49-15	08/23/2022	1,2-Dichloroethane	<20	µg/m^3	UJ	ISL
PSG-10-49-5	08/23/2022	1,2-Dichloroethane	<20	µg/m^3	UJ	ISL
PSG-10-49-15	08/23/2022	cis-1,2-Dichloroethene	<100	µg/m^3	UJ	CCVL/ISL
PSG-10-49-5	08/23/2022	cis-1,2-Dichloroethene	<100	µg/m^3	UJ	CCVL/ISL
PSG-10-49-15	08/23/2022	trans-1,2-Dichloroethene	<100	µg/m^3	UJ	CCVL/ISL/LCSL
PSG-10-49-5	08/23/2022	trans-1,2-Dichloroethene	<100	µg/m^3	UJ	CCVL/ISL/LCSL
PSG-10-49-15	08/23/2022	Trichloroethene	<20	µg/m^3	UJ	ISL
PSG-10-49-5	08/23/2022	Trichloroethene	<20	µg/m^3	UJ	ISL
PSG-10-49-15	08/23/2022	Vinyl chloride	<10	µg/m^3	UJ	CCVL/ISL
PSG-10-49-5	08/23/2022	Vinyl chloride	<10	µg/m^3	UJ	CCVL/ISL
PSG-10-51-15	08/23/2022	1,1,1-Trichloroethane	<100	µg/m^3	UJ	ISL
PSG-10-51-5	08/23/2022	1,1,1-Trichloroethane	<100	µg/m^3	UJ	ISL
PSG-10-51-15	08/23/2022	1,1-Dichloroethane	<100	µg/m^3	UJ	ISL
PSG-10-51-5	08/23/2022	1,1-Dichloroethane	<100	µg/m^3	UJ	ISL
PSG-10-51-15	08/23/2022	1,1-Dichloroethene	<100	µg/m^3	UJ	CCVL/ISL/LCSL
PSG-10-51-5	08/23/2022	1,1-Dichloroethene	<100	µg/m^3	UJ	CCVL/ISL/LCSL
PSG-10-51-15	08/23/2022	1,2-Dichloroethane	<20	µg/m^3	UJ	ISL

TABLE F

VALIDATION ACTION SUMMARY [1]
Former Ford Aeronutronic Facility
Newport Beach, California

Sample ID	Sample Date	Compound	Lab Result	Units	Qualifier	Reason Codes
PSG-10-51-5	08/23/2022	1,2-Dichloroethane	<20	µg/m^3	UJ	ISL
PSG-10-51-15	08/23/2022	cis-1,2-Dichloroethene	<100	µg/m^3	UJ	CCVL/ISL
PSG-10-51-5	08/23/2022	cis-1,2-Dichloroethene	<100	µg/m^3	UJ	CCVL/ISL
PSG-10-51-5	08/23/2022	Tetrachloroethene	<20	µg/m^3	UJ	ISL
PSG-10-51-15	08/23/2022	trans-1,2-Dichloroethene	<100	µg/m^3	UJ	CCVL/ISL/LCSL
PSG-10-51-5	08/23/2022	trans-1,2-Dichloroethene	<100	µg/m^3	UJ	CCVL/ISL/LCSL
PSG-10-51-15	08/23/2022	Trichloroethene	30	µg/m^3	J+	ISL/SSH/TIC
PSG-10-51-5	08/23/2022	Trichloroethene	<20	µg/m^3	UJ	ISL
PSG-10-51-15	08/23/2022	Vinyl chloride	<10	µg/m^3	UJ	CCVL/ISL
PSG-10-51-5	08/23/2022	Vinyl chloride	<10	µg/m^3	UJ	CCVL/ISL
PSG-10-52-5	08/24/2022	Tetrachloroethene	<20	µg/m^3	UJ	CCVL
PSG-10-52-15	08/24/2022	Tetrachloroethene	<20	µg/m^3	UJ	CCVL
PSG-10-52-15	08/24/2022	Trichloroethene	71	µg/m^3	J+	SSH
PSG-10-54-5	08/24/2022	Tetrachloroethene	<20	µg/m^3	UJ	CCVL
PSG-10-54-15	08/24/2022	Tetrachloroethene	<20	µg/m^3	UJ	CCVL
PSG-10-54-15 REP	08/24/2022	Tetrachloroethene	<20	µg/m^3	UJ	CCVL
PSG-11-1-14.5	08/25/2022	1,1-Dichloroethene	230	µg/m^3	J+	CCVH
PSG-11-20-15	08/29/2022	1,1-Dichloroethene	140	µg/m^3	J+	CCVH
PSG-11-21-5	08/29/2022	1,1-Dichloroethene	120	µg/m^3	J+	CCVH
PSG-11-21-15	08/29/2022	1,1-Dichloroethene	560	µg/m^3	J+	CCVH
PSG-11-22-5	08/29/2022	1,1-Dichloroethene	470	µg/m^3	J+	CCVH
PSG-11-22-15	08/29/2022	1,1-Dichloroethene	1,200	µg/m^3	J+	CCVH
PSG-11-23-5	08/29/2022	1,1-Dichloroethene	500	µg/m^3	J+	CCVH
PSG-11-23-15	08/29/2022	1,1-Dichloroethene	600	µg/m^3	J+	CCVH
PSG-11-24-5	08/29/2022	1,1-Dichloroethene	240	µg/m^3	J+	CCVH
PSG-11-24-15	08/29/2022	1,1-Dichloroethene	990	µg/m^3	J+	CCVH
PSG-11-26-15	08/30/2022	1,1-Dichloroethene	170	µg/m^3	J+	CCVH
PSG-11-27-5	08/30/2022	1,1-Dichloroethene	330	µg/m^3	J+	CCVH
PSG-11-27-15	08/30/2022	1,1-Dichloroethene	650	µg/m^3	J+	CCVH
PSG-11-28-15	08/30/2022	1,1-Dichloroethene	350	µg/m^3	J+	CCVH
PSG-16-06-5.5	10/06/2022	1,1-Dichloroethane	<100	µg/m^3	R	LEAK
PSG-16-06-5.5	10/06/2022	1,2-Dichloroethane	<20	µg/m^3	R	LEAK
PSG-16-06-5.5	10/06/2022	1,1-Dichloroethene	<100	µg/m^3	R	LEAK
PSG-16-06-5.5	10/06/2022	cis-1,2-Dichloroethene	<100	µg/m^3	R	LEAK
PSG-16-06-5.5	10/06/2022	trans-1,2-Dichloroethene	<100	µg/m^3	R	LEAK
PSG-16-06-5.5	10/06/2022	Tetrachloroethene	<20	µg/m^3	R	LEAK
PSG-16-06-5.5	10/06/2022	1,1,1-Trichloroethane	<100	µg/m^3	R	LEAK
PSG-16-06-5.5	10/06/2022	Trichloroethene	270	µg/m^3	R	LEAK
PSG-16-06-5.5	10/06/2022	Vinyl chloride	<10	µg/m^3	R	LEAK
PSG-16-07-15	10/06/2022	1,1-Dichloroethene	350	µg/m^3	J+	ICVSH
PSG-16-10-15	10/06/2022	1,1-Dichloroethene	180	µg/m^3	J+	ICVSH
PSG-16-11-5	10/06/2022	1,1-Dichloroethane	<100	µg/m^3	UJ	SSL
PSG-16-11-5	10/06/2022	1,2-Dichloroethane	<20	µg/m^3	UJ	SSL
PSG-16-11-5	10/06/2022	1,1-Dichloroethene	<100	µg/m^3	UJ	SSL
PSG-16-11-5	10/06/2022	cis-1,2-Dichloroethene	<100	µg/m^3	UJ	SSL
PSG-16-11-5	10/06/2022	trans-1,2-Dichloroethene	<100	µg/m^3	UJ	SSL

TABLE F

VALIDATION ACTION SUMMARY [1]
Former Ford Aeronutronic Facility
Newport Beach, California

Sample ID	Sample Date	Compound	Lab Result	Units	Qualifier	Reason Codes
PSG-16-11-5	10/06/2022	Tetrachloroethene	<20	µg/m^3	UJ	SSL
PSG-16-11-5	10/06/2022	1,1,1-Trichloroethane	<100	µg/m^3	UJ	SSL
PSG-16-11-5	10/06/2022	Trichloroethene	<20	µg/m^3	UJ	SSL
PSG-16-11-5	10/06/2022	Vinyl chloride	<10	µg/m^3	UJ	SSL
SG-10-01-35	08/24/2022	1,1-Dichloroethene	120	µg/m^3	J+	LCSH
SG-10-03A-10	08/24/2022	Tetrachloroethene	73	µg/m^3	J	CCVL/SSH
SG-10-03A-20	08/24/2022	Tetrachloroethene	180	µg/m^3	J	CCVL/SSH
SG-10-03A-30	08/24/2022	Tetrachloroethene	150	µg/m^3	J	CCVL/SSH
SG-10-03A-10	08/24/2022	Trichloroethene	6,800	µg/m^3	J+	SSH
SG-10-03A-20	08/24/2022	Trichloroethene	12,000	µg/m^3	J+	SSH
SG-10-03A-30	08/24/2022	Trichloroethene	12,000	µg/m^3	J+	SSH
SG-10-03B-25	08/24/2022	Tetrachloroethene	170	µg/m^3	J	CCVL/SSH
SG-10-03B-35	08/24/2022	Tetrachloroethene	170	µg/m^3	J	CCVL/SSH
SG-10-03B-45	08/24/2022	Tetrachloroethene	150	µg/m^3	J	CCVL/SSH
SG-10-03B-25	08/24/2022	Trichloroethene	14,000	µg/m^3	J+	SSH
SG-10-03B-35	08/24/2022	Trichloroethene	15,000	µg/m^3	J+	SSH
SG-10-03B-45	08/24/2022	Trichloroethene	14,000	µg/m^3	J+	SSH
SG-10-04-20	08/24/2022	1,1-Dichloroethene	110	µg/m^3	J+	LCSH
SG-11A-15	08/22/2022	1,1-Dichloroethene	<100	µg/m^3	UJ	LCSL
SG-11A-5	08/22/2022	1,1-Dichloroethene	<100	µg/m^3	UJ	LCSL
SG-11A-15	08/22/2022	Tetrachloroethene	71	µg/m^3	J+	SSH
SG-11A-5	08/22/2022	Tetrachloroethene	58	µg/m^3	J+	SSH
SG-11A-15	08/22/2022	trans-1,2-Dichloroethene	<100	µg/m^3	UJ	LCSL
SG-11A-5	08/22/2022	trans-1,2-Dichloroethene	<100	µg/m^3	UJ	LCSL
SG-12-15	08/22/2022	1,1-Dichloroethene	<100	µg/m^3	UJ	LCSL
SG-12-5	08/22/2022	1,1-Dichloroethene	<100	µg/m^3	UJ	LCSL
SG-12-15	08/22/2022	Tetrachloroethene	150	µg/m^3	J+	SSH
SG-12-5	08/22/2022	Tetrachloroethene	27	µg/m^3	J+	SSH
SG-12-15	08/22/2022	trans-1,2-Dichloroethene	<100	µg/m^3	UJ	LCSL
SG-12-5	08/22/2022	trans-1,2-Dichloroethene	<100	µg/m^3	UJ	LCSL
SG-12-15	08/22/2022	Trichloroethene	570	µg/m^3	J+	SSH
SG-13-15	08/22/2022	1,1-Dichloroethene	<100	µg/m^3	UJ	LCSL
SG-13-5	08/22/2022	1,1-Dichloroethene	<100	µg/m^3	UJ	LCSL
SG-13-15	08/22/2022	Tetrachloroethene	440	µg/m^3	J+	SSH
SG-13-5	08/22/2022	Tetrachloroethene	100	µg/m^3	J+	SSH
SG-13-15	08/22/2022	trans-1,2-Dichloroethene	<100	µg/m^3	UJ	LCSL
SG-13-5	08/22/2022	trans-1,2-Dichloroethene	<100	µg/m^3	UJ	LCSL
SG-13-15	08/22/2022	Trichloroethene	1,100	µg/m^3	J+	SSH
SG-23-15	10/06/2022	1,1-Dichloroethane	<100	µg/m^3	UJ	SSL
SG-23-15	10/06/2022	1,2-Dichloroethane	<20	µg/m^3	UJ	SSL
SG-23-15	10/06/2022	1,1-Dichloroethene	<100	µg/m^3	UJ	SSL
SG-23-15	10/06/2022	cis-1,2-Dichloroethene	<100	µg/m^3	UJ	SSL
SG-23-15	10/06/2022	trans-1,2-Dichloroethene	<100	µg/m^3	UJ	SSL
SG-23-15	10/06/2022	Tetrachloroethene	<20	µg/m^3	UJ	SSL
SG-23-15	10/06/2022	1,1,1-Trichloroethane	<100	µg/m^3	UJ	SSL
SG-23-15	10/06/2022	Trichloroethene	470	µg/m^3	J-	SSL

TABLE F

VALIDATION ACTION SUMMARY [1]
Former Ford Aeronutronic Facility
Newport Beach, California

Sample ID	Sample Date	Compound	Lab Result	Units	Qualifier	Reason Codes
SG-23-15	10/06/2022	Vinyl chloride	<10	µg/m^3	UJ	SSL
SG-36-15 REP	08/08/2022	1,1-Dichloroethane	<100	µg/m^3	R	LEAK
SG-36-15 REP	08/08/2022	1,2-Dichloroethane	<20	µg/m^3	R	LEAK
SG-36-15 REP	08/08/2022	1,1-Dichloroethene	<100	µg/m^3	R	LEAK
SG-36-15 REP	08/08/2022	cis-1,2-Dichloroethene	<100	µg/m^3	R	LEAK
SG-36-15 REP	08/08/2022	trans-1,2-Dichloroethene	<100	µg/m^3	R	LEAK
SG-36-15 REP	08/08/2022	Tetrachloroethene	240	µg/m^3	R	LEAK
SG-36-15 REP	08/08/2022	1,1,1-Trichloroethane	<100	µg/m^3	R	LEAK
SG-36-15 REP	08/08/2022	Trichloroethene	240	µg/m^3	R	LEAK
SG-36-15 REP	08/08/2022	Vinyl chloride	<10	µg/m^3	R	LEAK
SG-45-5	08/31/2022	1,1-Dichloroethane	<100	µg/m^3	UJ	SSL
SG-45-5	08/31/2022	1,2-Dichloroethane	<20	µg/m^3	UJ	SSL
SG-45-5	08/31/2022	1,1-Dichloroethene	<100	µg/m^3	UJ	SSL
SG-45-5	08/31/2022	cis-1,2-Dichloroethene	<100	µg/m^3	UJ	SSL
SG-45-5	08/31/2022	trans-1,2-Dichloroethene	<100	µg/m^3	UJ	SSL
SG-45-5	08/31/2022	Tetrachloroethene	<20	µg/m^3	UJ	SSL
SG-45-5	08/31/2022	1,1,1-Trichloroethane	<100	µg/m^3	UJ	SSL
SG-45-5	08/31/2022	Trichloroethene	22	µg/m^3	J-	SSL
SG-45-5	08/31/2022	Vinyl chloride	<10	µg/m^3	UJ	SSL
SG-54-15	09/24/2022	1,1-Dichloroethane	<100	µg/m^3	UJ	SSL
SG-54-15	09/24/2022	1,2-Dichloroethane	<20	µg/m^3	UJ	SSL
SG-54-15	09/24/2022	1,1-Dichloroethene	<100	µg/m^3	UJ	SSL
SG-54-15	09/24/2022	cis-1,2-Dichloroethene	<100	µg/m^3	UJ	SSL
SG-54-15	09/24/2022	trans-1,2-Dichloroethene	<100	µg/m^3	UJ	SSL
SG-54-15	09/24/2022	Tetrachloroethene	<20	µg/m^3	UJ	SSL
SG-54-15	09/24/2022	1,1,1-Trichloroethane	<100	µg/m^3	UJ	SSL
SG-54-15	09/24/2022	Trichloroethene	<20	µg/m^3	UJ	SSL
SG-54-15	09/24/2022	Vinyl chloride	<10	µg/m^3	UJ	SSL
SG-61-15	08/22/2022	1,1-Dichloroethene	<100	µg/m^3	UJ	LCSL
SG-61-5	08/22/2022	1,1-Dichloroethene	<100	µg/m^3	UJ	LCSL
SG-61-15	08/22/2022	cis-1,2-Dichloroethene	200	µg/m^3	J+	SSH
SG-61-15	08/22/2022	Tetrachloroethene	41	µg/m^3	J+	SSH
SG-61-15	08/22/2022	trans-1,2-Dichloroethene	<100	µg/m^3	UJ	LCSL
SG-61-5	08/22/2022	trans-1,2-Dichloroethene	<100	µg/m^3	UJ	LCSL
SG-61-15	08/22/2022	Trichloroethene	220	µg/m^3	J+	SSH
SG-62A-5.5	08/11/2022	1,1,1-Trichloroethane	<100	µg/m^3	R	LEAK
SG-62A-12	08/11/2022	1,1,1-Trichloroethane	<100	µg/m^3	R	LEAK
SG-62A-5.5	08/11/2022	1,1-Dichloroethane	<100	µg/m^3	R	LEAK
SG-62A-12	08/11/2022	1,1-Dichloroethane	<100	µg/m^3	R	LEAK
SG-62A-5.5	08/11/2022	1,1-Dichloroethene	<100	µg/m^3	R	LEAK
SG-62A-12	08/11/2022	1,1-Dichloroethene	<100	µg/m^3	R	LEAK
SG-62A-5.5	08/11/2022	1,2-Dichloroethane	<20	µg/m^3	R	LEAK
SG-62A-12	08/11/2022	1,2-Dichloroethane	<20	µg/m^3	R	LEAK
SG-62A-5.5	08/11/2022	cis-1,2-Dichloroethene	<100	µg/m^3	R	LEAK
SG-62A-12	08/11/2022	cis-1,2-Dichloroethene	<100	µg/m^3	R	LEAK
SG-62A-5.5	08/11/2022	Tetrachloroethene	<20	µg/m^3	R	LEAK

TABLE F

VALIDATION ACTION SUMMARY [1]
Former Ford Aeronutronic Facility
Newport Beach, California

Sample ID	Sample Date	Compound	Lab Result	Units	Qualifier	Reason Codes
SG-62A-12	08/11/2022	Tetrachloroethene	<20	µg/m^3	R	LEAK
SG-62A-5.5	08/11/2022	trans-1,2-Dichloroethene	<100	µg/m^3	R	LEAK
SG-62A-12	08/11/2022	trans-1,2-Dichloroethene	<100	µg/m^3	R	LEAK
SG-62A-5.5	08/11/2022	Trichloroethene	<20	µg/m^3	R	LEAK
SG-62A-12	08/11/2022	Trichloroethene	<20	µg/m^3	R	LEAK
SG-62A-5.5	08/11/2022	Vinyl chloride	<10	µg/m^3	R	LEAK
SG-62A-12	08/11/2022	Vinyl chloride	<10	µg/m^3	R	LEAK
SG-73-15	10/07/2022	1,1-Dichloroethene	2,900	µg/m^3	J+	ICVSH
SG-73-15	10/07/2022	cis-1,2-Dichloroethene	1,900	µg/m^3	J+	CCVH
SG-76A-15	09/19/2022	1,1-Dichloroethane	400	µg/m^3	J-	SSL
SG-76A-15	09/19/2022	1,2-Dichloroethane	<20	µg/m^3	UJ	SSL
SG-76A-15	09/19/2022	1,1-Dichloroethene	4,000	µg/m^3	J-	SSL
SG-76A-15	09/19/2022	cis-1,2-Dichloroethene	1,300	µg/m^3	J-	SSL
SG-76A-15	09/19/2022	trans-1,2-Dichloroethene	120	µg/m^3	J-	SSL
SG-76A-15	09/19/2022	Tetrachloroethene	24	µg/m^3	J-	SSL
SG-76A-15	09/19/2022	1,1,1-Trichloroethane	<100	µg/m^3	UJ	SSL
SG-76A-15	09/19/2022	Trichloroethene	27,000	µg/m^3	J+	SSH
SG-76A-15	09/19/2022	Vinyl chloride	<10	µg/m^3	UJ	SSL
SG-82-5	10/12/2022	1,1-Dichloroethane	<100	µg/m^3	R	LEAK
SG-82-5	10/12/2022	1,2-Dichloroethane	<20	µg/m^3	R	LEAK
SG-82-5	10/12/2022	1,1-Dichloroethene	<100	µg/m^3	R	LEAK
SG-82-5	10/12/2022	cis-1,2-Dichloroethene	<100	µg/m^3	R	LEAK
SG-82-5	10/12/2022	trans-1,2-Dichloroethene	<100	µg/m^3	R	LEAK
SG-82-5	10/12/2022	Tetrachloroethene	<20	µg/m^3	R	LEAK
SG-82-5	10/12/2022	1,1,1-Trichloroethane	<100	µg/m^3	R	LEAK
SG-82-5	10/12/2022	Trichloroethene	<20	µg/m^3	R	LEAK
SG-82-5	10/12/2022	Vinyl chloride	<10	µg/m^3	R	LEAK
SG-96-15	08/11/2022	1,1-Dichloroethene	280	µg/m^3	J+	CCVH/LCSH
SG-123-15	10/07/2022	1,1-Dichloroethane	<100	µg/m^3	UJ	SSL
SG-123-15	10/07/2022	1,2-Dichloroethane	<20	µg/m^3	UJ	SSL
SG-123-15	10/07/2022	1,1-Dichloroethene	380	µg/m^3	J	ICVSH/SSL
SG-123-15	10/07/2022	cis-1,2-Dichloroethene	<100	µg/m^3	UJ	SSL
SG-123-15	10/07/2022	trans-1,2-Dichloroethene	<100	µg/m^3	UJ	SSL
SG-123-15	10/07/2022	Tetrachloroethene	54	µg/m^3	J-	SSL
SG-123-15	10/07/2022	1,1,1-Trichloroethane	<100	µg/m^3	UJ	SSL
SG-123-15	10/07/2022	Trichloroethene	4,100	µg/m^3	J-	SSL
SG-123-15	10/07/2022	Vinyl chloride	<10	µg/m^3	UJ	SSL
SG-132-15	08/16/2022	1,1-Dichloroethene	<100	µg/m^3	UJ	LCSL
SG-132-15	08/16/2022	trans-1,2-Dichloroethene	<100	µg/m^3	UJ	LCSL
SG-132-15	08/16/2022	Tetrachloroethene	200	µg/m^3	J	CCVL/ISL/LCSL/SSH
SG-132-15	08/16/2022	Trichloroethene	85	µg/m^3	J+	SSH
SG-132-15	08/16/2022	Vinyl chloride	<10	µg/m^3	UJ	LCSL
SG-152-12.5	09/27/2022	1,1-Dichloroethane	<100	µg/m^3	UJ	SSL
SG-152-12.5	09/27/2022	1,2-Dichloroethane	<20	µg/m^3	UJ	SSL
SG-152-12.5	09/27/2022	1,1-Dichloroethene	<100	µg/m^3	UJ	SSL
SG-152-12.5	09/27/2022	cis-1,2-Dichloroethene	<100	µg/m^3	UJ	SSL

TABLE F

VALIDATION ACTION SUMMARY [1]
Former Ford Aeronutronic Facility
Newport Beach, California

Sample ID	Sample Date	Compound	Lab Result	Units	Qualifier	Reason Codes
SG-152-12.5	09/27/2022	trans-1,2-Dichloroethene	<100	µg/m^3	UJ	SSL
SG-152-12.5	09/27/2022	Tetrachloroethene	<20	µg/m^3	UJ	SSL
SG-152-12.5	09/27/2022	1,1,1-Trichloroethane	<100	µg/m^3	UJ	SSL
SG-152-12.5	09/27/2022	Trichloroethene	56	µg/m^3	J-	SSL
SG-152-12.5	09/27/2022	Vinyl chloride	31	µg/m^3	J-	SSL
SG-158-5.5	09/28/2022	Vinyl chloride	23	µg/m^3	J	TIC
SG-159-5	08/31/2022	1,1,1-Trichloroethane	<100	µg/m^3	UJ	SSL
SG-159-15	08/31/2022	1,1,1-Trichloroethane	<100	µg/m^3	UJ	SSL
SG-159-5	08/31/2022	1,1-Dichloroethane	<100	µg/m^3	UJ	SSL
SG-159-15	08/31/2022	1,1-Dichloroethane	<100	µg/m^3	UJ	SSL
SG-159-5	08/31/2022	1,1-Dichloroethene	<100	µg/m^3	UJ	SSL
SG-159-15	08/31/2022	1,1-Dichloroethene	<100	µg/m^3	UJ	SSL
SG-159-5	08/31/2022	1,2-Dichloroethane	<20	µg/m^3	UJ	SSL
SG-159-15	08/31/2022	1,2-Dichloroethane	<20	µg/m^3	UJ	SSL
SG-159-5	08/31/2022	cis-1,2-Dichloroethene	<100	µg/m^3	UJ	SSL
SG-159-15	08/31/2022	cis-1,2-Dichloroethene	<100	µg/m^3	UJ	SSL
SG-159-5	08/31/2022	Tetrachloroethene	<20	µg/m^3	UJ	SSL
SG-159-15	08/31/2022	Tetrachloroethene	<20	µg/m^3	UJ	SSL
SG-159-5	08/31/2022	trans-1,2-Dichloroethene	<100	µg/m^3	UJ	SSL
SG-159-15	08/31/2022	trans-1,2-Dichloroethene	<100	µg/m^3	UJ	SSL
SG-159-5	08/31/2022	Trichloroethene	<20	µg/m^3	UJ	SSL
SG-159-15	08/31/2022	Trichloroethene	<20	µg/m^3	UJ	SSL
SG-159-5	08/31/2022	Vinyl chloride	<10	µg/m^3	UJ	SSL
SG-159-15	08/31/2022	Vinyl chloride	<10	µg/m^3	UJ	SSL
SG-163-12	09/28/2022	Vinyl chloride	36	µg/m^3	J	TIC
SG-171-20	08/22/2022	1,1-Dichloroethene	<100	µg/m^3	UJ	LCSL
SG-171-20 REP	08/22/2022	1,1-Dichloroethene	<100	µg/m^3	UJ	LCSL
SG-171-30	08/22/2022	1,1-Dichloroethene	<100	µg/m^3	UJ	LCSL
SG-171-20	08/22/2022	Tetrachloroethene	250	µg/m^3	J+	SSH
SG-171-20 REP	08/22/2022	Tetrachloroethene	200	µg/m^3	J+	SSH
SG-171-30	08/22/2022	Tetrachloroethene	320	µg/m^3	J+	SSH
SG-171-20	08/22/2022	trans-1,2-Dichloroethene	<100	µg/m^3	UJ	LCSL
SG-171-20 REP	08/22/2022	trans-1,2-Dichloroethene	<100	µg/m^3	UJ	LCSL
SG-171-30	08/22/2022	trans-1,2-Dichloroethene	<100	µg/m^3	UJ	LCSL
SG-171-20	08/22/2022	Trichloroethene	4,400	µg/m^3	J+	SSH
SG-171-20 REP	08/22/2022	Trichloroethene	3,700	µg/m^3	J+	SSH
SG-171-30	08/22/2022	Trichloroethene	6,900	µg/m^3	J+	SSH
SG-173-15	12/21/2022	trans-1,2-Dichloroethene	<100	µg/m^3	UJ	LCSL
SG-173-5	12/21/2022	trans-1,2-Dichloroethene	<100	µg/m^3	UJ	LCSL
SG-174-15	12/21/2022	trans-1,2-Dichloroethene	<100	µg/m^3	UJ	LCSL
SG-174-5	12/21/2022	trans-1,2-Dichloroethene	<100	µg/m^3	UJ	LCSL
SG-177-5	10/17/2022	1,1-Dichloroethane	<100	µg/m^3	UJ	SSL
SG-177-5	10/17/2022	1,2-Dichloroethane	<20	µg/m^3	UJ	SSL
SG-177-5	10/17/2022	1,1-Dichloroethene	<100	µg/m^3	UJ	SSL
SG-177-5	10/17/2022	cis-1,2-Dichloroethene	<100	µg/m^3	UJ	SSL
SG-177-5	10/17/2022	trans-1,2-Dichloroethene	<100	µg/m^3	UJ	SSL

TABLE F

VALIDATION ACTION SUMMARY [1]
Former Ford Aeronutronic Facility
Newport Beach, California

Sample ID	Sample Date	Compound	Lab Result	Units	Qualifier	Reason Codes
SG-177-5	10/17/2022	Tetrachloroethene	<20	µg/m^3	UJ	SSL
SG-177-5	10/17/2022	1,1,1-Trichloroethane	<100	µg/m^3	UJ	SSL
SG-177-5	10/17/2022	Trichloroethene	<20	µg/m^3	UJ	SSL
SG-177-5	10/17/2022	Vinyl chloride	<10	µg/m^3	UJ	SSL
SG-183-5	09/01/2022	1,1,1-Trichloroethane	<100	µg/m^3	UJ	SSL
SG-183-15	09/01/2022	1,1,1-Trichloroethane	<100	µg/m^3	UJ	SSL
SG-183-5	09/01/2022	1,1-Dichloroethane	<100	µg/m^3	UJ	SSL
SG-183-15	09/01/2022	1,1-Dichloroethane	<100	µg/m^3	UJ	SSL
SG-183-5	09/01/2022	1,1-Dichloroethene	<100	µg/m^3	UJ	SSL
SG-183-15	09/01/2022	1,1-Dichloroethene	<100	µg/m^3	UJ	SSL
SG-183-5	09/01/2022	1,2-Dichloroethane	<20	µg/m^3	UJ	SSL
SG-183-15	09/01/2022	1,2-Dichloroethane	<20	µg/m^3	UJ	SSL
SG-183-5	09/01/2022	cis-1,2-Dichloroethene	<100	µg/m^3	UJ	SSL
SG-183-15	09/01/2022	cis-1,2-Dichloroethene	<100	µg/m^3	UJ	SSL
SG-183-5	09/01/2022	Tetrachloroethene	42	µg/m^3	J-	SSL
SG-183-15	09/01/2022	Tetrachloroethene	57	µg/m^3	J-	SSL
SG-183-5	09/01/2022	trans-1,2-Dichloroethene	<100	µg/m^3	UJ	SSL
SG-183-15	09/01/2022	trans-1,2-Dichloroethene	<100	µg/m^3	UJ	SSL
SG-183-5	09/01/2022	Trichloroethene	130	µg/m^3	J-	SSL
SG-183-15	09/01/2022	Trichloroethene	250	µg/m^3	J-	SSL
SG-183-5	09/01/2022	Vinyl chloride	<10	µg/m^3	UJ	SSL
SG-183-15	09/01/2022	Vinyl chloride	<10	µg/m^3	UJ	SSL
SG-184-5	09/01/2022	1,1,1-Trichloroethane	<100	µg/m^3	UJ	SSL
SG-184-15	09/01/2022	1,1,1-Trichloroethane	<100	µg/m^3	UJ	SSL
SG-184-5	09/01/2022	1,1-Dichloroethane	<100	µg/m^3	UJ	SSL
SG-184-15	09/01/2022	1,1-Dichloroethane	<100	µg/m^3	UJ	SSL
SG-184-5	09/01/2022	1,1-Dichloroethene	<100	µg/m^3	UJ	SSL
SG-184-15	09/01/2022	1,1-Dichloroethene	<100	µg/m^3	UJ	SSL
SG-184-5	09/01/2022	1,2-Dichloroethane	<20	µg/m^3	UJ	SSL
SG-184-15	09/01/2022	1,2-Dichloroethane	<20	µg/m^3	UJ	SSL
SG-184-5	09/01/2022	cis-1,2-Dichloroethene	<100	µg/m^3	UJ	SSL
SG-184-15	09/01/2022	cis-1,2-Dichloroethene	<100	µg/m^3	UJ	SSL
SG-184-5	09/01/2022	Tetrachloroethene	<20	µg/m^3	UJ	SSL
SG-184-15	09/01/2022	Tetrachloroethene	23	µg/m^3	J-	SSL
SG-184-5	09/01/2022	trans-1,2-Dichloroethene	<100	µg/m^3	UJ	SSL
SG-184-15	09/01/2022	trans-1,2-Dichloroethene	<100	µg/m^3	UJ	SSL
SG-184-5	09/01/2022	Trichloroethene	110	µg/m^3	J-	SSL
SG-184-15	09/01/2022	Trichloroethene	580	µg/m^3	J-	SSL
SG-184-5	09/01/2022	Vinyl chloride	<10	µg/m^3	UJ	SSL
SG-184-15	09/01/2022	Vinyl chloride	<10	µg/m^3	UJ	SSL
SG-190-12.5	12/21/2022	trans-1,2-Dichloroethene	<100	µg/m^3	UJ	LCSL
SG-CAL-01A-5	09/30/2022	1,1-Dichloroethane	<100	µg/m^3	R	LEAK
SG-CAL-01A-5	09/30/2022	1,2-Dichloroethane	<20	µg/m^3	R	LEAK
SG-CAL-01A-5	09/30/2022	1,1-Dichloroethene	<100	µg/m^3	R	LEAK
SG-CAL-01A-5	09/30/2022	cis-1,2-Dichloroethene	<100	µg/m^3	R	LEAK
SG-CAL-01A-5	09/30/2022	trans-1,2-Dichloroethene	<100	µg/m^3	R	LEAK

TABLE F

VALIDATION ACTION SUMMARY [1]
Former Ford Aeronutronic Facility
Newport Beach, California

Sample ID	Sample Date	Compound	Lab Result	Units	Qualifier	Reason Codes
SG-CAL-01A-5	09/30/2022	Tetrachloroethene	<20	µg/m^3	R	LEAK
SG-CAL-01A-5	09/30/2022	1,1,1-Trichloroethane	<100	µg/m^3	R	LEAK
SG-CAL-01A-5	09/30/2022	Trichloroethene	74	µg/m^3	R	LEAK
SG-CAL-01A-5	09/30/2022	Vinyl chloride	<10	µg/m^3	R	LEAK
SG-CT-02-5	10/12/2022	1,1-Dichloroethane	<100	µg/m^3	UJ	ISL
SG-CT-02-5	10/12/2022	1,2-Dichloroethane	<20	µg/m^3	UJ	ISL
SG-CT-02-5	10/12/2022	1,1-Dichloroethene	<100	µg/m^3	UJ	ISL
SG-CT-02-5	10/12/2022	cis-1,2-Dichloroethene	<100	µg/m^3	UJ	ISL
SG-CT-02-5	10/12/2022	trans-1,2-Dichloroethene	<100	µg/m^3	UJ	ISL
SG-CT-02-5	10/12/2022	Tetrachloroethene	120	µg/m^3	J+	ISL
SG-CT-02-5	10/12/2022	1,1,1-Trichloroethane	<100	µg/m^3	UJ	ISL
SG-CT-02-5	10/12/2022	Trichloroethene	280	µg/m^3	J+	ISL
SG-CT-02-5	10/12/2022	Vinyl chloride	<10	µg/m^3	UJ	ISL
SG-ROW-01A-5.5	09/19/2022	1,1-Dichloroethane	<100	µg/m^3	UJ	SSL
SG-ROW-01A-5.5	09/19/2022	1,2-Dichloroethane	<20	µg/m^3	UJ	SSL
SG-ROW-01A-5.5	09/19/2022	1,1-Dichloroethene	290	µg/m^3	J-	SSL
SG-ROW-01A-5.5	09/19/2022	cis-1,2-Dichloroethene	<100	µg/m^3	UJ	SSL
SG-ROW-01A-5.5	09/19/2022	trans-1,2-Dichloroethene	<100	µg/m^3	UJ	SSL
SG-ROW-01A-5.5	09/19/2022	Tetrachloroethene	<20	µg/m^3	UJ	SSL
SG-ROW-01A-5.5	09/19/2022	1,1,1-Trichloroethane	<100	µg/m^3	UJ	SSL
SG-ROW-01A-5.5	09/19/2022	Trichloroethene	3,900	µg/m^3	J-	SSL
SG-ROW-01A-5.5	09/19/2022	Vinyl chloride	<10	µg/m^3	UJ	SSL

Note
1. Data validation actions for the reporting period of July 1 through December 13, 2022. Historical validation actions are presented in Appendix A, Table A-9.

Abbreviations and Data Qualifiers
< = The constituent was not detected at or above the laboratory reporting limit shown.
µg/L = micrograms per liter
µg/m^3 = micrograms per meter cubed
AA = Ambient (outdoor) air
BL1 = Result qualified due to laboratory blank
BL2 = Result qualified due to field or equipment blank.
CAL or CT = Caltrans
CCVH = Continuing calibration verification recovery greater than upper control limit
CCVL = Continuing calibration verification recovery less than lower control limit
FD = Field duplicate relative percent difference (RPD) criteria exceeded
GRAB = Grab sample
ICVSH = Initial calibration verification recovery greater than upper control limit
ISH = Interference check sample recovery greater than upper control limit
ISL = Internal standard response exceeded lower control limit
J = The result is an estimated quantity. The associated numerical value is the approximate concentration of the analyte in the sample.
J- = The result is an estimated quantity, but the result may be biased low.
J+ = The result is an estimated quantity, but the result may be biased high.
LCSH = Laboratory control spike recovery greater than criteria
LCSL = Laboratory control spike recovery less than the criteria
LEAK = Canister leak
PSG = Perimeter soil gas

TABLE F

VALIDATION ACTION SUMMARY [1]
Former Ford Aeronutronic Facility
Newport Beach, California

Abbreviations and Data Qualifiers (cont'd)

R = The data are unusable. The sample results are rejected due to serious deficiencies in meeting QC criteria. The analyte may or may not be present in the sample.
REP = Replicate sample
ROW = City of Newport Beach right-of-way property
SG = Soil gas
SP = Sample preservation
SS = Sub-slab
SSH = Surrogate recovery greater than upper control limit
SSL = Surrogate recovery less than lower control limit
TIC = Tentatively identified compound
U = The analyte was analyzed for but was not detected above the level of the reported sample quantitation limit.
UJ = The analyte was analyzed for, but was not detected. The reported quantitation limit is approximate and may be inaccurate or imprecise.

APPENDIX G

Laboratory Reports

APPENDIX H

Soil Gas Trend Evaluation

APPENDIX H-1

SOIL GAS AND PERIMETER SOIL GAS TREND EVALUATION

Former Ford Aeronutronic Facility
Newport Beach, California

1.0 INTRODUCTION

WSP USA Environment & Infrastructure Inc. (WSP, formerly known as Wood Environment & Infrastructure Solutions, Inc.) has prepared this Soil Gas and Perimeter Soil Gas Trend Evaluation, on behalf of Ford Motor Company for the Former Ford Aeronutronics Facility, formerly located in Newport Beach, California (Site). This Soil Gas and Perimeter Soil Gas Trend Evaluation summarizes the soil gas concentration trend analysis conducted on data collected from soil gas (SG) sampling probes and perimeter soil gas (PSG) sampling probes. The analysis follows the methodologies laid out in the Revised Indoor Air Monitoring Plan for Perimeter Soil Gas Properties (Revised IA Monitoring Plan-PSG, Wood, 2021a) submitted on February 24, 2021 and addended on October 14, 2021 for Parcel 16 (Wood, 2021b) and on December 13, 2021 for Parcel 1 (Wood, 2021c); the Revised Indoor Air Monitoring Plan for Sub-Slab Soil Gas Properties (Revised IA Monitoring Plan-SSSG, Wood, 2021d) submitted on July 21, 2021, and the Final Revised Indoor Air Monitoring Plan for Properties in Parcels 4, 6, and 8 (Wood, 2022a) submitted on May 24, 2022. These documents are collectively referred to as the Long-Term IA Monitoring Plans. The Revised IA Monitoring Plan-PSG was approved by the Santa Ana Regional Water Quality Control Board (Water Board) on November 8, 2021, and the Revised IA Monitoring Plan-SSSG was approved by the Water Board on January 12, 2022.

The Long-Term IA Monitoring Plans describe the approach for indoor air monitoring following completion of a Human Health Risk Assessment (HHRA) and present the decision trees (referred to as Charts A and B) for determining the frequency of indoor air sampling on a property-specific basis. As shown in Charts A and B, in each of the Long-Term IA Monitoring Plans, two data evaluation steps are used to determine sampling frequency: 1) comparison of SG and PSG concentrations to Site-specific screening levels, and 2) an analysis of concentration trends. A trend evaluation is needed to support the identification of applicable sampling

frequencies for properties that are currently being sampled in accordance with the Long-Term IA Monitoring Plans.

An Initial Soil Gas and Perimeter Soil Gas Trend Evaluation (Wood, 2022b) was prepared and submitted to the Water Board on June 14, 2022. Pursuant to that memorandum, subsequent evaluations are being submitted every six months as an appendix to the Semi-Annual Vapor Intrusion and Groundwater Monitoring Reports. The current trend evaluation considers PSG data collected from March 2019 through December 2022 and SG probe data collected from June 2018 through October 2022. Note that, pursuant to the July 28, 2022 Proposal for a Reduced Soil Gas Monitoring Program ("Proposal") conditionally approved by the Water Board on August 2, 2022, some PSGs are now being sampled twice a year, and thus some were not sampled in the sitewide August to October and December 2022 sampling event and do not have any new data since the most recent trend evaluation. In addition, a subset of SG probes is no longer sampled, pursuant to the Proposal. These probes are identified on the charts in Attachment A.

2.0 EVALUATION OF CHEMICALS OF CONCERN

Trichloroethene (TCE) and tetrachloroethene (PCE) were initially selected for trend evaluation because they are the primary chemicals of potential concern (COPCs) for the Site and are detected most often above Site-specific applicable screening levels. In their comment letters dated November 8, 2021 and January 12, 2022, the Water Board requested that five other Site COPCs (specifically: 1,1-dichloroethene [DCE]; 1,1-dichloroethane [DCA]; cis-1,2-DCE; trans-1,2-DCE, and vinyl chloride) also be considered in the evaluation (1,2-dichloroethane and 1,1,1-trichloroethane, two other COPCs identified at this site, were not evaluated). To determine if trend analyses for other COPCs may be appropriate, WSP reviewed the data collected from more than 500 PSG and SG sampling probes installed at the Site since June 2018.

2.1 FIRST EVALUATION: SOIL GAS CONCENTRATIONS AND SCREENING LEVELS

The first step in the Long-Term IA Monitoring Plans for determining sampling frequency is evaluating SG and PSG sample concentrations – specifically, whether the concentration of any of the above seven COPCs evaluated herein in a given SG or PSG sampling probe is above the chemical's screening level (as presented in the Long-Term IA Monitoring Plans). If concentrations are below the Site-specific screening levels, then Chart A from each of the Plans

would apply for determining sampling frequency for properties being monitored under the Plans.

In the first step, the maximum detected concentrations of the five COPCs requested by the Water Board were compared to their corresponding Site-specific screening levels for Parcel 10 (the most conservative screening levels in the Long-Term IA Monitoring Plans). Concentrations of four of the five other COPCs (1,1-DCA, 1,1-DCE, cis-1,2-DCE, and trans-1,2-DCE) were below the Site-specific screening levels for Parcel 10 in all PSG/SG sampling probes. Because the concentrations are below the screening levels for Parcel 10, they are also all below the Site-specific screening levels for Parcels 1, 11, and 16, as well. Therefore, these four chemicals do not meet the first criterion in the Long-Term IA Monitoring Plans, do not require a trend evaluation, and were not considered any further.

Concentrations of vinyl chloride were above the Site-specific screening levels of 9.5 micrograms per meter cubed (µg/m3) for Parcel 10 and of 19 µg/m3 for other parcels in a small subset of PSG/SG sampling probes. Therefore, vinyl chloride was further considered for trend analysis at these locations. In general, for any of the COPC, at least four sampling results and three detections at any given PSG/SG sampling probe depth are required to perform a meaningful trend analysis. Based on these criteria, some probes were excluded from further analysis as shown in Table 1, and vinyl chloride concentration trends were evaluated at PSG-01-46, PSG-01-78, PSG-01-79, PSG-01-80, PSG-01-81, PSG-01-82, PSG-01-83, PSG-01-85, PSG-01-86, PSG-01-87, PSG-01-89, PSG-01-90, PSG-01-96, PSG-01-98, PSG-16-07, PSG-16-08, PSG-16-10, SG-61, SG-73, SG-76, SG-152, and SG-163 (all with sampling probes installed at depths between 12 and 15 feet below ground surface [bgs]). PSG/SG sampling probes considered in this evaluation, along with information relevant to determining whether a trend evaluation is appropriate, are listed and summarized in Table 1.

Soil gas sampling locations that did not have a sufficient number of samples or detections, and other COPCs (1,2-DCA, 1,1-DCE, cis-1,2-DCE, and trans-1,2-DCE) that had concentrations below the Site-specific screening levels at the time of this evaluation, will be re-evaluated in future submittals.

2.2 SECOND EVALUATION: SOIL GAS CONCENTRATION TREND GRAPHS

The second step in the Long-Term IA Monitoring Plans for determining sampling frequency is the evaluation of concentration trends in the SG and PSG sampling probes – specifically, whether the concentrations of a COPC (in this case, TCE, PCE, or vinyl chloride) in a given SG or PSG sampling probe are increasing. If concentrations are decreasing or do not show any apparent trend, then Chart A from each of the Plans would apply for determining sampling frequency for properties being monitored under the Plans. If concentrations are increasing with a statistically significant trend, then Chart B would apply.

Graphs of the SG and PSG data over time are included as Figures H-1-1 through H-1-380. The graphs show the concentrations of TCE, PCE, and vinyl chloride over time at both the shallow (approximately 5 feet bgs) and the deep (approximately 12.5 feet bgs to 15 feet bgs) probes for each of the individual SG or PSG sampling locations.

Step 1A: Soil Gas Trend Graphs

The graphs in Attachment A were visually inspected to assess whether the trend of the data appeared to be decreasing, increasing, or show no trend in concentrations. Only SG and PSG probes with four or more data points were included in this analysis. All graphs that visually indicated a potential increasing trend are identified in Tables 2 and 3 by COPC, and then were evaluated as outlined in Chart A or Chart B.

Pursuant to the second criterion for determining monitoring frequency in the Long-Term IA Monitoring Plans, properties associated with SG or PSG sampling locations with graphs showing a decreasing trend or no trend have been assigned to follow Chart A in their corresponding Long-Term IA Monitoring Plan. Some PSG and SG probes did not meet the criteria for performing a statistical analysis because the maximum detected concentration was below the Site-specific screening level(s). These PSG and SG probes are included in Tables 2 and 3, respectively, for consideration for future statistical analysis if concentrations in soil gas change over time

If the concentrations in an SG or PSG probe were found to be increasing using visual inspection (at any depth for any chemical), and the concentration in the most recent sampling round was above the applicable Site-specific screening level(s), then the data were evaluated for a statistically significant trend as described in Step 1B.

2.3 STEP 1B: STATISTICAL ANALYSIS

For PSG and SG probes that were identified in Step 1A as potentially being characterized by increasing concentration trends and a concentration was above the Site-specific screening levels for one or more COPCs, a statistical analysis was performed using U.S. EPA's ProUCL software (U.S. EPA, 2022). For this step of the analysis, data for each SG probe with a potential increasing trend as indicated in Table 3 was analyzed. Note that SG probes in PSG Parcels (1, 10, 11, and 16) were not evaluated because the PSGs are used to evaluate potential concentration trends in these parcels. In addition, SG probes in rights-of-way (e.g., streets) are not evaluated as they are not within a specific parcel where indoor air monitoring is being conducted and are not used for the purposes of evaluating soil gas data trends.

For the PSG probes, the PSG data from the identified locations in Table 2 were first combined with the data for other PSG sampling locations associated with that building, and then an average concentration of the applicable COPC at the sampling depth (approximately 5 or 15 feet bgs) was calculated for each sampling event. This data series of average concentrations by building and sampling date was evaluated in the statistical analysis. In cases where multiple PSG probes from a particular building were identified as having a potential increasing trend, the result shown in Table 2 is the result for the combined data set for all probes associated with that building.

The time series of SG or PSG data for locations identified for statistical analysis in Tables 2 and 3 were entered into ProUCL where each series of data was analyzed using the Mann-Kendall trend analysis with a confidence level of 95 percent. The Mann-Kendall analysis provides an output of the trend evaluation, including a p-value, and concludes with one of the following statements:

- "statistically significant evidence of an increasing trend at the specified level of significance,"
- "statistically significant evidence of a decreasing trend at the specified level of significance," or
- "insufficient evidence to identify a significant trend at the specified level of significance."

The ProUCL outputs with the results of the Mann-Kendall analysis are provided in Attachment B. The results of the trend analysis for PSG and SG data are also summarized in

Tables 2 and 3, respectively. Based on the evaluation, with one exception, p-values are greater than 0.05, and those SG or PSG locations were not found to have a statistically significant increasing trend. For some PSGs/SGs, where p-values are not significant but are close to 0.05, the data may be re-evaluated in future trend evaluations. At PSG-01-98 at 13 feet bgs, the concentrations of vinyl chloride were found to have a statistically significant increasing trend (p-value of 0.045), which is also shown in the graph for this PSG. However, there are no properties in building 1Q that are in the long-term monitoring program for indoor air. Therefore, there are no homes that are currently affected by this result.

2.4 STEP 2: INDOOR AIR MONITORING FREQUENCY DETERMINATION (POST-HHRA)

Similar to the evaluations completed to date (Wood, 2022b and 2022c), no PSG or SG data sets indicate statistically significant evidence of an increasing trend, with one exception for building 1Q for vinyl chloride. For this building 1Q where there is a statistically significant increasing trend in vinyl chloride concentrations, there are no properties that are currently in the long-term monitoring program. Therefore, no PSG or SSSG properties currently meet the criteria for Chart B, and properties that are currently in the long-term monitoring program at the Site (i.e., the properties for which an HHRA evaluation has been completed) will continue to follow the sampling approaches in Chart A of their respective Long-Term IA Monitoring Plan according to the risk category assigned to each property. Except for building 1Q, any properties that are added to the long-term monitoring program prior to the submittal of the next trend evaluation will also follow the approaches in Chart A. Properties from building 1Q that that are added to the long-term monitoring program prior to the submittal of the next trend evaluation will follow the approaches in Chart B.

3.0 FUTURE TREND EVALUATIONS

SG and PSG concentration trends will continue to be evaluated following the Site-wide sampling of SG and PSG sampling probes. Future updates to this trend analysis will be submitted as part of the Semi-annual Vapor Intrusion and Groundwater Monitoring Reports on February 15 and August 15 of each year until long-term indoor air monitoring activities are concluded.

4.0 REFERENCES

U.S. EPA, 2022. ProUCL Software, Version 5.2.00. https://www.epa.gov/land-research/proucl-software

Wood Environment & Infrastructure Solutions (Wood), 2021a. Revised Indoor Air Monitoring Plan for Perimeter Soil Gas Properties, Former Ford Aeronutronic Facility, 1000 Ford Road, Newport Beach, California, February 24.

Wood, 2021b. Addendum for Parcel 16 to Revised Indoor Air Monitoring Plan for Perimeter Soil Gas Properties, Former Ford Aeronutronic Facility, 1000 Ford Road, Newport Beach, California, October 14.

Wood, 2021c. Addendum for Parcel 1 to Revised Indoor Air Monitoring Plan for Perimeter Soil Gas Properties, Former Ford Aeronutronic Facility, 1000 Ford Road, Newport Beach, California, December 13.

Wood, 2021d. Revised Indoor Air Monitoring Plan for Sub-Slab Soil Gas Properties, Former Ford Aeronutronic Facility, 1000 Ford Road, Newport Beach, California, July 21.

Wood, 2022a. Final Revised Indoor Air Monitoring Plan for Properties in Parcels 4, 6, and 8, Former Ford Aeronutronics Facility, 1000 Ford Road, Newport Beach, California, May 24.

Wood, 2022b. Initial Soil Gas Probe and Perimeter Soil Gas Trend Evaluation, Former Ford Aeronutronics Facility, Newport Beach, California, June 14.

Wood, 2022c. Semiannual Vapor Intrusion and Groundwater Monitoring Report: January – June 2022, Former Ford Aeronutronics Facility, 1000 Ford Road, Newport Beach, California, August 15.

TABLES

TABLE H-1-1

EVALUATION OF OTHER COPC[1] TREND ANALYSIS

Former Ford Aeronutronics Facility

Newport Beach, California

Probe ID	Location Type	Parcel	Depth (feet bgs)	COPC	Number of Samples	Number of Detections	Maximum Concentration (µg/m^3)	Meets Criteria for Current Trend Evaluation?
PSG-01-02	PSG	1	15	VC	11	1	15	No
PSG-01-21	PSG	1	15	VC	10	7	16	No
PSG-01-22	PSG	1	15	VC	11	3	12	No
PSG-01-28	PSG	1	15	VC	11	3	13	No
PSG-01-46	PSG	1	15	VC	10	10	64	**Yes**
PSG-01-56	PSG	1	15	VC	10	4	13	No
PSG-01-78	PSG	1	5	VC	5	1	48	No
PSG-01-78	PSG	1	13	VC	5	4	34	**Yes**
PSG-01-79	PSG	1	5	VC	1	1	235	No
PSG-01-79	PSG	1	13	VC	5	5	238	**Yes**
PSG-01-80	PSG	1	5	VC	1	1	117	No
PSG-01-80	PSG	1	13	VC	5	4	65	**Yes**
PSG-01-81	PSG	1	14	VC	5	5	225	**Yes**
PSG-01-82	PSG	1	14	VC	5	5	371	**Yes**
PSG-01-83	PSG	1	13.5	VC	5	5	522	**Yes**
PSG-01-85	PSG	1	12	VC	4	4	148	**Yes**
PSG-01-86	PSG	1	5	VC	3	1	19	No
PSG-01-86	PSG	1	13	VC	4	4	194	**Yes**
PSG-01-87	PSG	1	13	VC	4	4	96	**Yes**
PSG-01-89	PSG	1	12.5	VC	5	4	260	**Yes**
PSG-01-90	PSG	1	12	VC	4	4	273	**Yes**
PSG-01-91	PSG	1	5	VC	2	2	102	No
PSG-01-91	PSG	1	12	VC	3	3	136	No
PSG-01-92	PSG	1	5	VC	3	3	79	No
PSG-01-92	PSG	1	13.5	VC	3	3	99	No
PSG-01-93	PSG	1	5	VC	2	2	44	No
PSG-01-93	PSG	1	13.5	VC	3	3	80	No
PSG-01-94	PSG	1	13	VC	3	3	142	No
PSG-01-95	PSG	1	11.5	VC	1	1	59	No
PSG-01-96	PSG	1	12	VC	4	3	42	**Yes**
PSG-01-98	PSG	1	13	VC	4	3	69	**Yes**
PSG-01-99	PSG	1	13.5	VC	3	3	145	No
SG-148	NSV	1	11	VC	4	2	19	No
SG-151	NSV	1	12.5	VC	4	2	17	No
SG-152	NSV	1	12.5	VC	4	4	31	**Yes**
SG-158	NSV	1	5.5	VC	4	2	39	No
SG-163	NSV	1	4.5	VC	3	1	17	No
SG-163	NSV	1	12	VC	4	3	60	**Yes**
PSG-10-4	PSG	10	5	VC	11	1	11	No
PSG-10-6	PSG	10	15	VC	11	1	12	No
PSG-10-23	PSG	10	15	VC	5	1	14	No
PSG-11-26	PSG	11	15	VC	11	1	12	No
SG-102A	NSV	12	15	VC	8	2	130	No
PSG-16-07	PSG	16	15	VC	11	11	153	**Yes**
PSG-16-08	PSG	16	15	VC	8	8	242	**Yes**
PSG-16-10	PSG	16	15	VC	11	11	145	**Yes**
SG-73	NSV	16	15	VC	9	9	844	**Yes**

TABLE H-1-1

EVALUATION OF OTHER COPC[1] TREND ANALYSIS

Former Ford Aeronutronics Facility

Newport Beach, California

Probe ID	Location Type	Parcel	Depth (feet bgs)	COPC	Number of Samples	Number of Detections	Maximum Concentration ($\mu g/m^3$)	Meets Criteria for Current Trend Evaluation?
SG-80	NSV	22	15	VC	9	1	13	No
SG-61	NSV	ROW	15	VC	8	6	26	**Yes**
SG-76	NSV	ROW	15	VC	6	3	34	**Yes**
SG-76A	NSV	ROW	15	VC	3	2	22	No
SG-128	NSV	CAL	5	VC	11	1	64	No
SG-136	NSV	CAL	11.5	VC	4	1	18	No

Note

1. The other Site COPCs (aside from trichloroethene and tetrachloroethene) considered in this evaluation were 1,1-dichloroethene, 1,1-dichloroethane, cis-1,2-dichloroethene, trans-1,2-dichloroethene, and vinyl chloride. No chemicals other than vinyl chloride were detected at concentrations above their respective screening levels, so no evaluation of those chemicals was conducted.

Abbreviations

$\mu g/m^3$ = micrograms per meter cubed
bgs = below ground surface
CAL = CalTrans
COPC = chemical of potential concern
NSV = nested soil vapor
PSG = perimeter soil gas
ROW = City of Newport Beach right-of-way
SG = soil gas
VC = vinyl chloride

TABLE H-1-2

PERIMETER SOIL GAS COPC TREND EVALUATION
Former Ford Aeronutronics Facility
Newport Beach, California

Probe ID[1]	Parcel	Depth (feet bgs)	COPC[2]	Concentration ($\mu g/m^3$)[3]	Meets Criteria for Statistical Analysis in Current Evaluation?[4]	Associated Building[5]	Outcome of Trend Evaluation	*p* -value[6]
PCE as the COPC								
PSG-01-09	1	5	PCE	below SL (May 2022)	No	1D	--	--
PSG-01-09	1	15	PCE	below SL (May 2022)	No			
PSG-01-10	1	15	PCE	below SL	No			
PSG-01-14	1	15	PCE	below SL	No	1C	--	--
PSG-01-17	1	15	PCE	below SL (May 2022)	No			
PSG-01-78	1	13	PCE	below SL	No	1N	--	--
PSG-01-80	1	13	PCE	below SL	No			
PSG-01-83	1	13.5	PCE	below SL	No			
TCE as the COPC								
PSG-01-10	1	15	TCE	below SL	No	1D	--	--
PSG-01-14	1	15	TCE	below SL	No	1C	--	--
PSG-01-77	1	15	TCE	below SL (May 2022)	No	1K	--	--
PSG-01-83	1	13.5	TCE	2,700 / 3,400	**Yes**	1N	No Trend	0.0664
PSG-10-2	10	5	TCE	below SL	No	10A	--	--
PSG-10-30	10	15	TCE	2830 (May 2022)	**Yes**	10P	No Trend[7]	0.186
VC as the COPC								
PSG-01-81	1	14	VC	110	**Yes**	1N	No Trend	0.226
PSG-01-83	1	13.5	VC	260 / 290	**Yes**			
PSG-01-89	1	12.5	VC	below SL	No	1O	--	--
PSG-01-98	1	13	VC	64	**Yes**	1Q	Increasing Trend	0.0447

TABLE H-1-2

PERIMETER SOIL GAS COPC TREND EVALUATION

Former Ford Aeronutronics Facility

Newport Beach, California

Notes

1. Probes included in this table were identified as locations with potential increasing trends based on visual inspection of the soil gas data plots in Attachment A.
2. Site COPCs included in this evaluation were TCE, PCE, 1,1-dichloroethene, 1,1-dichloroethane, cis-1,2-dichloroethene, trans-1,2-dichloroethene, and VC; however, only TCE, PCE, and VC have been identified as requiring a trend evaluation.
3. Soil gas concentration values are from the sampling event conducted in August-October 2022 unless otherwise noted.
4. A "Yes" indicates that the probe meets the critieria for conducting a statstical trend analysis as part of Step 1B of the trend evaluation.
5. The associated buildings are shown in the figures in the Parcel-specific Human Health Risk Assessments. Between 1 and 10 PSG probe locations may be associated with a given building.
6. *p* -value generated from the Mann-Kendall statistical analyses included in Attachment B.
7. This probe was evaluated for trends in the prior report and no new data have been collected since that report. The result from the prior report is shown here.

Abbreviations

-- = not applicable
µg/m^3 = micrograms per meter cubed
bgs = below ground surface
COPC = chemical of potential concern
PCE = tetrachloroethene
PSG = perimeter soil gas
SG= soil gas
SL = Site-specific screening level
TCE = trichloroethene
VC = vinyl chloride

TABLE H-1-3

SOIL GAS COPC TREND EVALUATION
Former Ford Aeronutronics Facility
Newport Beach, California

Probe ID[1]	Parcel	Depth (feet bgs)	COPC[2]	Concentration (µg/m^3)[3]	Meets Criteria for Statistical Analysis in Current Evaluation?[4]	Outcome of Trend Evaluation	*p* -value[5]
PCE as the COPC							
SG-14	1	15	PCE	below SL	Not used - located in PSG parcel	--	--
SG-148	1	11	PCE	below SL	Not used - located in PSG parcel	--	--
SG-160	1	22.5	PCE	below SL	Not used - located in PSG parcel	--	--
SG-40	11	5	PCE	3,100	Not used - located in PSG parcel	--	--
SG-35	13	15	PCE	below SL	No	--	--
SG-36	13	15	PCE	below SL	No	--	--
SG-131	13	5	PCE	below SL	No	--	--
SG-132	13	15	PCE	below SL	No	--	--
SG-140	13	5	PCE	below SL	No	--	--
SG-140	13	15	PCE	1,200	**Yes**	No Trend	0.110
SG-141	13	5	PCE	3,400	**Yes**	No Trend	0.403
SG-144	13	5	PCE	below SL	No	--	--
SG-73	16	15	PCE	below SL	Not used - located in PSG parcel	--	--
SG-123	16	15	PCE	below SL	Not used - located in PSG parcel	--	--
SG-13	ROW	15	PCE	below SL	Not used for evaluation	--	--
SG-139	ROW	15	PCE	below SL	Not used for evaluation	--	--
TCE as the COPC							
SG-148	1	11	TCE	12,000	Not used - located in PSG parcel	--	--
SG-160	1	22.5	TCE	2,900	Not used - located in PSG parcel	--	--
SG-42	10	15	TCE	below SL	Not used - located in PSG parcel	--	--
SG-40	11	15	TCE	below SL	Not used - located in PSG parcel	--	--
SG-34	13	15	TCE	below SL	No	--	--
SG-36	13	15	TCE	below SL	No	--	--
SG-132	13	15	TCE	below SL	No	--	--
SG-140	13	5	TCE	below SL	No	--	--
SG-140	13	15	TCE	2,700	**Yes**	No Trend	0.231
SG-141	13	5	TCE	below SL	No	--	--

TABLE H-1-3

SOIL GAS COPC TREND EVALUATION
Former Ford Aeronutronics Facility
Newport Beach, California

Probe ID[1]	Parcel	Depth (feet bgs)	COPC[2]	Concentration (µg/m^3)[3]	Meets Criteria for Statistical Analysis in Current Evaluation?[4]	Outcome of Trend Evaluation	*p* -value[5]
SG-143	13	5	TCE	below SL	No	--	--
SG-143	13	15	TCE	below SL	No	--	--
SG-80	22	15	TCE	8,400	**Yes**	No Trend	0.233
SG-10	ROW	5	TCE	2,500	Not used for evaluation	--	--
SG-12	ROW	15	TCE	below SL	Not used for evaluation	--	--
SG-76	ROW	15	TCE	27,000	Not used for evaluation	--	--
SG-128	ROW	15	TCE	5,000	Not used for evaluation	--	--
SG-139	ROW	15	TCE	43,000 / 45,000	Not used for evaluation	--	--
SG-149	ROW	5	TCE	890 / 1,000	Not used for evaluation	--	--
VC as the COPC							
SG-152	1	12.5	VC	31	Not used - located in PSG parcel	--	--
SG-73	16	15	VC	480	Not used - located in PSG parcel	--	--

Notes

1. Probes included in this table were identified as locations with potential increasing trends based on visual inspection of the soil gas data plots in Attachment A.
2. Site COPCs included in this evaluation were TCE, PCE, 1,1-dichloroethene, 1,1-dichloroethane, cis-1,2-dichloroethene, trans-1,2-dichloroethene, and VC; however, only TCE, PCE, and VC have been identified as requiring a trend evaluation.
3. Soil gas concentration values are from the sampling event conducted in August-October 2022 unless otherwise noted.
4. A "Yes" indicates that the probe meets the critieria for conducting a statstical trend analysis as part of Step 1B of the trend evaluation.
5. *p* -value generated from the Mann-Kendall statistical analyses included in Attachment B.

Abbreviations

-- = not applicable
µg/m^3 = micrograms per meter cubed
bgs = below ground surface
COPC = chemical of potential concern
PCE = tetrachloroethene
PSG = perimeter soil gas
ROW = City of Newport Beach Right-of-Way
SG = soil gas
SL = Site-specific screening level
TCE = trichloroethene
VC = vinyl chloride

ATTACHMENT A

Soil Gas Data Graphs

SG TCE AND PCE CONCERTATION GRAPHS

C:\Users\dave.oshea\Wood PLC\Bay Area Graphics - Documents\FordNB\fnb\1.1H\22_1117_gr\app_H1\sg_H-1-001.ai

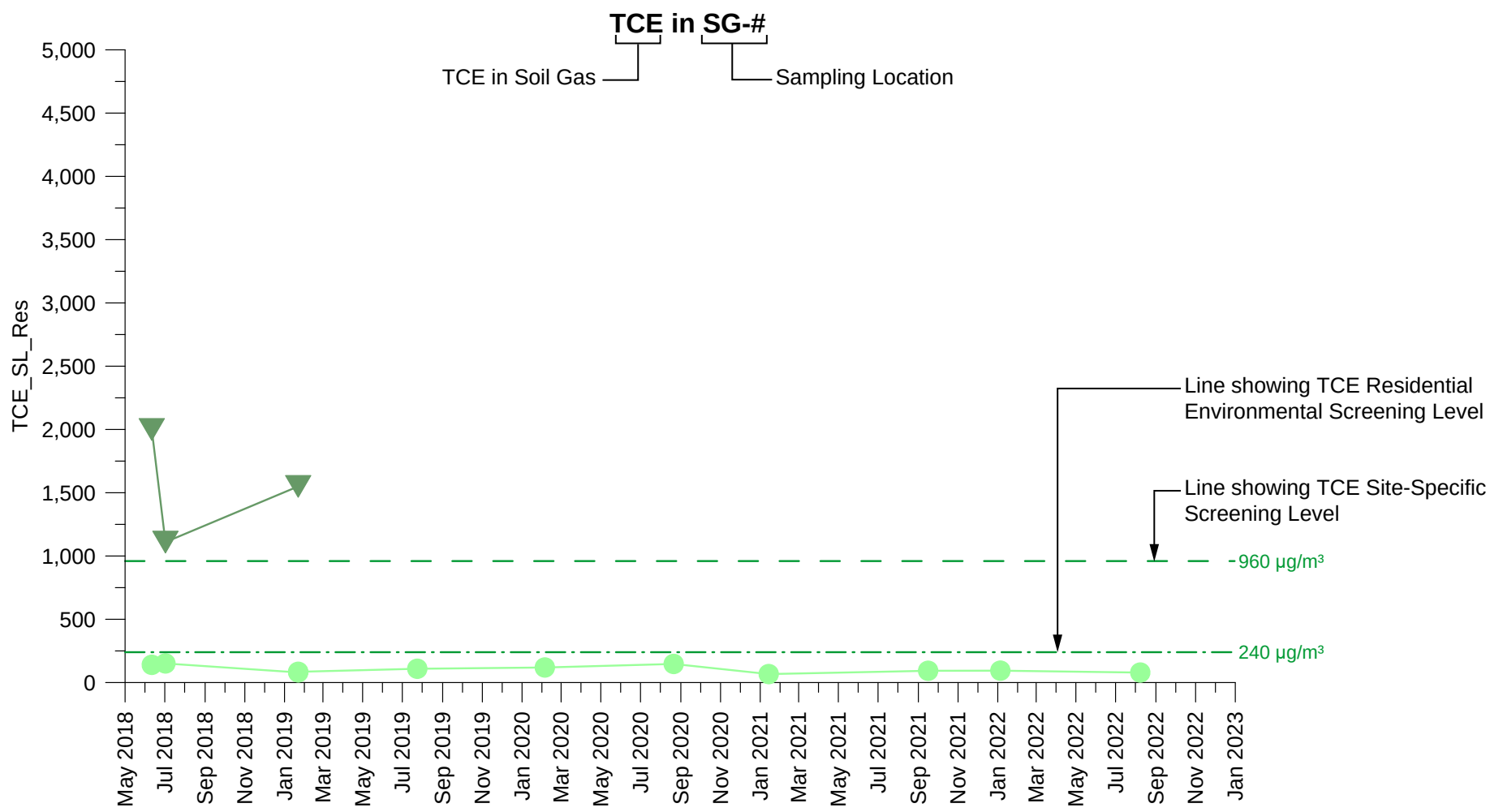

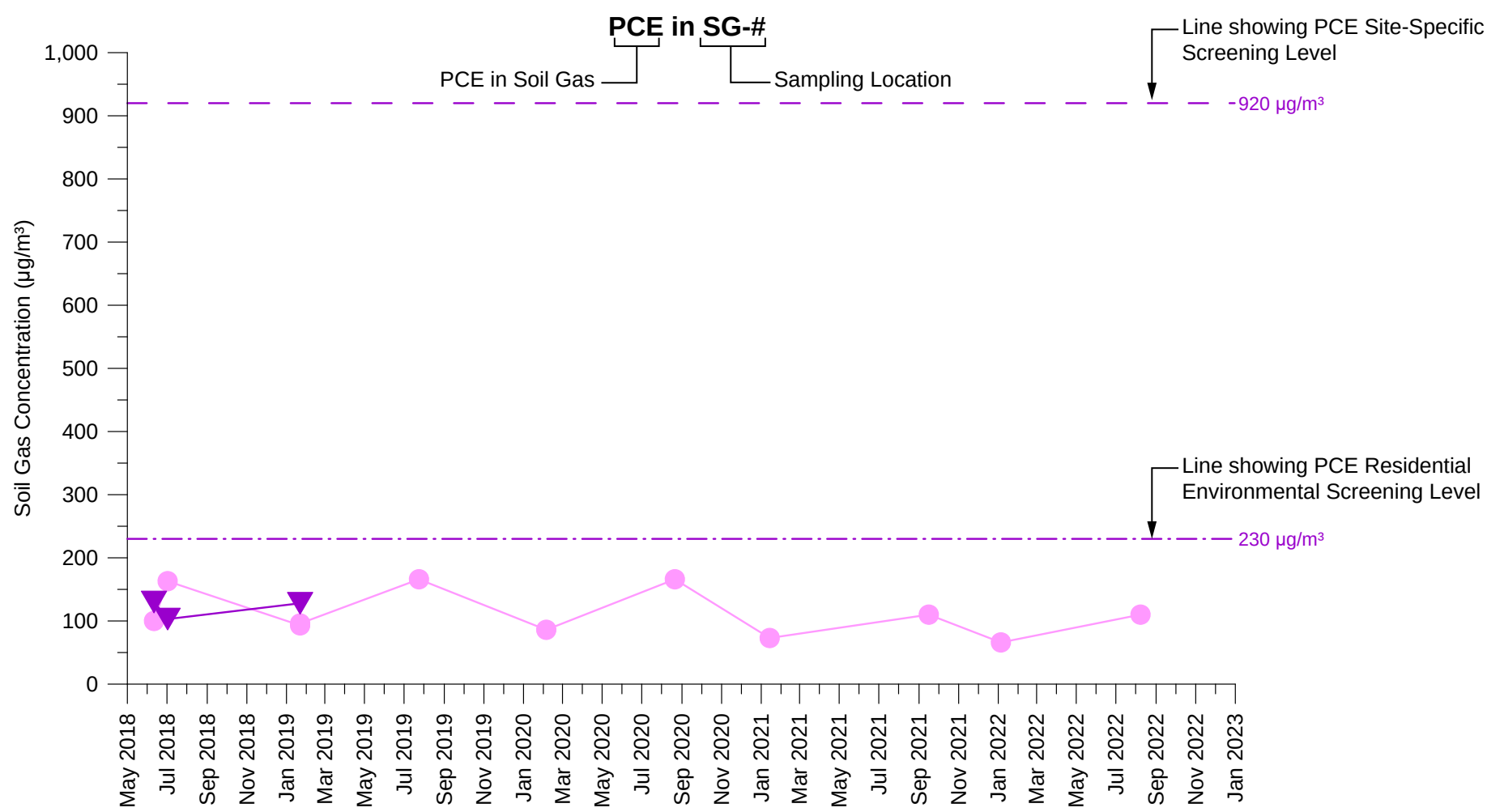

Symbols

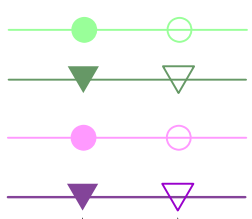

Closed symbol signifies a detection, and is plotted at the sample result value

Open symbol signifies a non-detect result, and is plotted at the method detection limit

Abbreviations

TCE = Trichloroethene
PCE = Tetrachloroethene
µg/m³ = micrograms per cubic meter

Cardinal Directions

N = North
S = South
E = East
W = West
ESE = East-Southeast
NNE = North-Northeast
NNW = North-Northwest
SSE = South-Southeast
SW = Southwest
SSW = South-Southwest

Notes

- Reporting period is from May 1, 2018 through December 31, 2022.
- Only soil gas probes with 4 or more data points are included. Not all soil gas probes have produced a sample during every sampling event mainly due to saturated soil or vacuum.
- Validation qualifiers are not included in the plots.
- Rejected values are not included in the plots.
- SVE Monitoring Points and select soil gas sampling locations may have been sampled as part of the SVE Pilot Test monitoring network and are therefore not used to evaluate indoor air. These values are reported in these figures for completeness. Refer to Table A-4 for more information.

EXPLANATION FOR GRAPHS OF TCE AND PCE SOIL GAS CONCENTRATIONS OVER TIME

Former Ford Aeronutronic Property
Newport Beach, California

wsp	By: DMO	Proj. No. 8620397107.1.1G
	Date: 02/08/2023	Figure H-1-1

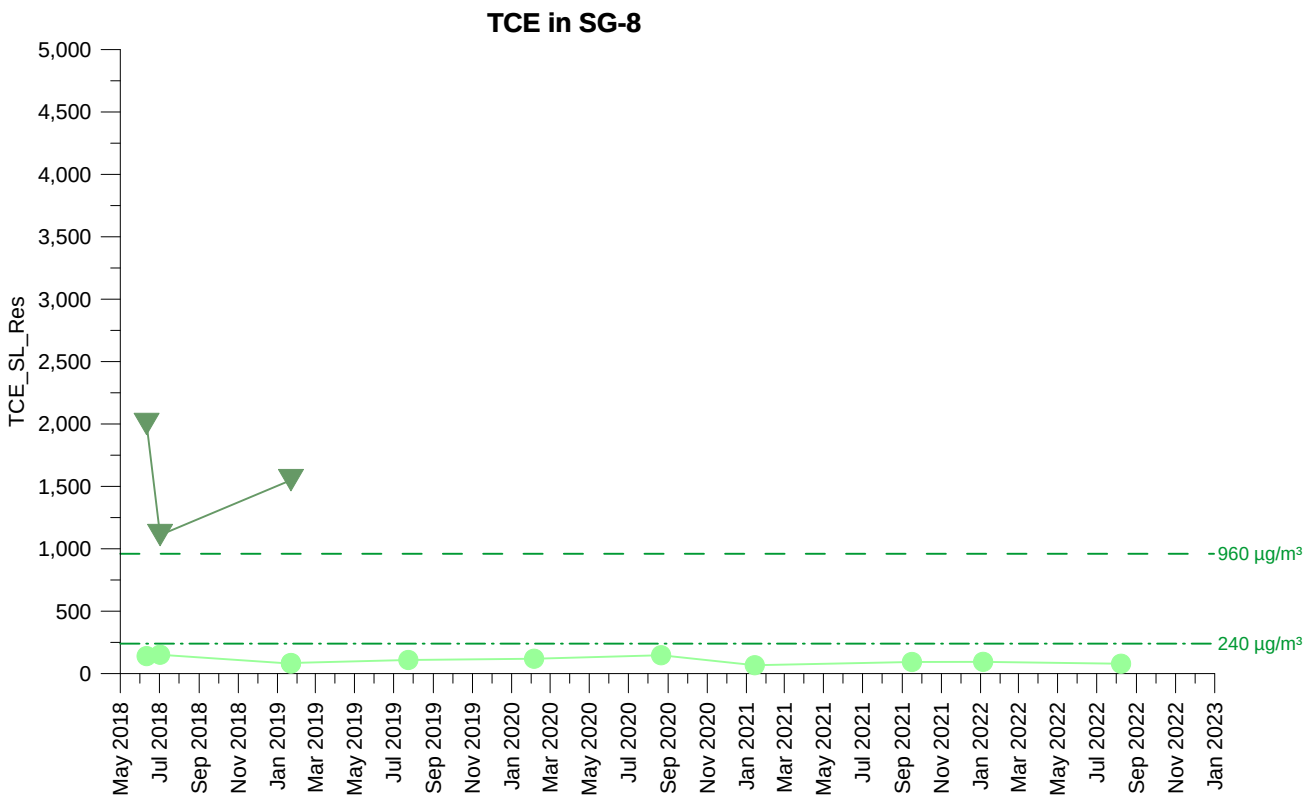

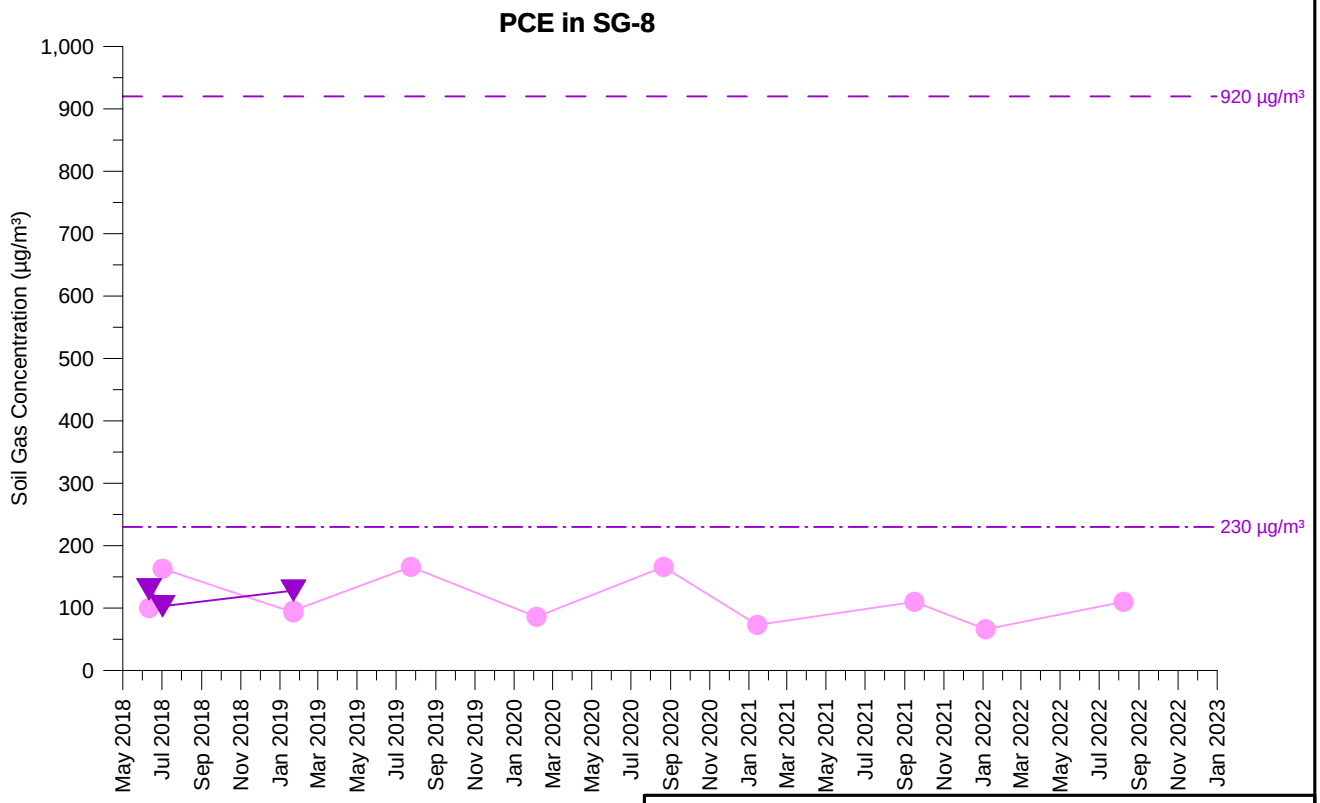

TCE Concentration (5 feet)
TCE Concentration (15 feet)
PCE Concentration (5 feet)
PCE Concentration (15 feet)

Open symbol denotes non-detect value

SG-8
TCE AND PCE SOIL GAS CONCENTRATIONS OVER TIME
PARCEL 13
Former Ford Aeronutronic Property
Newport Beach, California

wsp	By: DMO	Proj. No. 8620397107.1.1G
	Date: 2/8/2023	Figure **H-1-2**

C:\temp\fnb\graphs_H-1-002_SG-8.grf

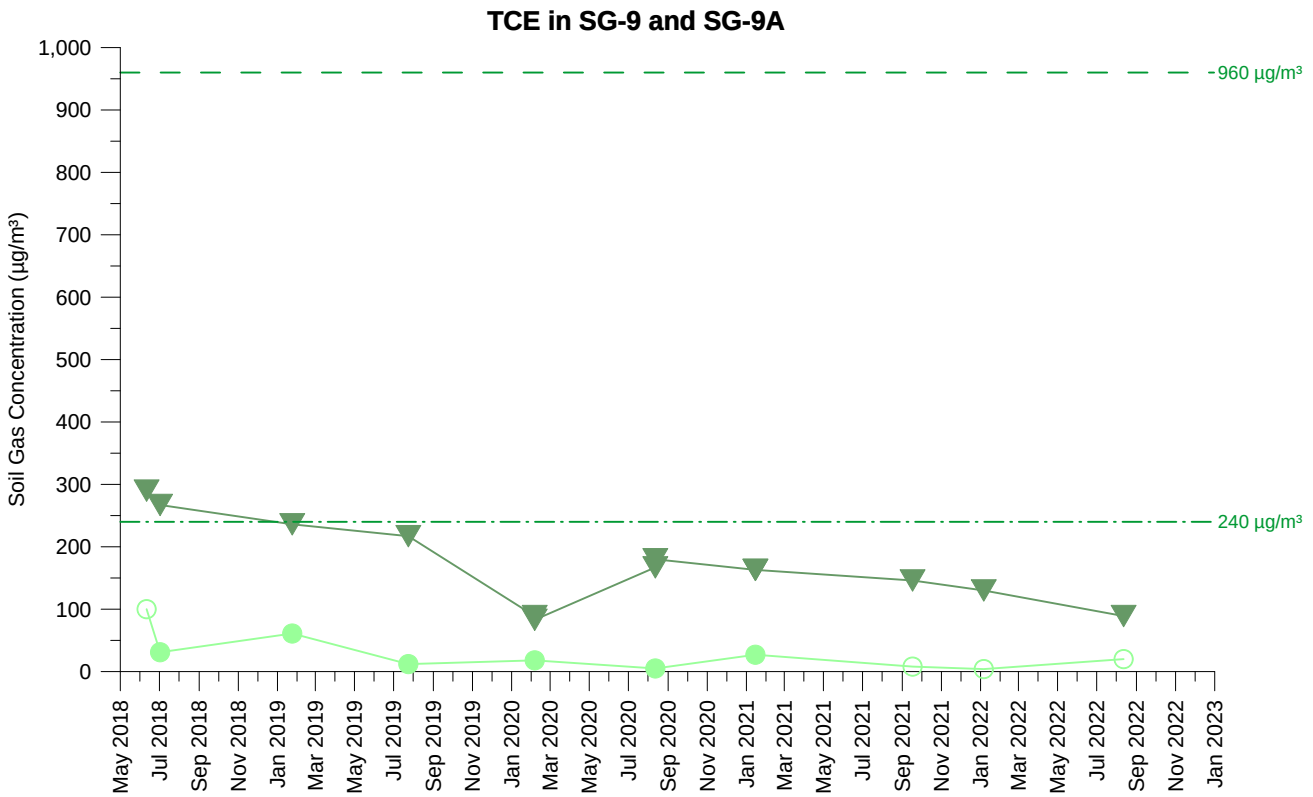

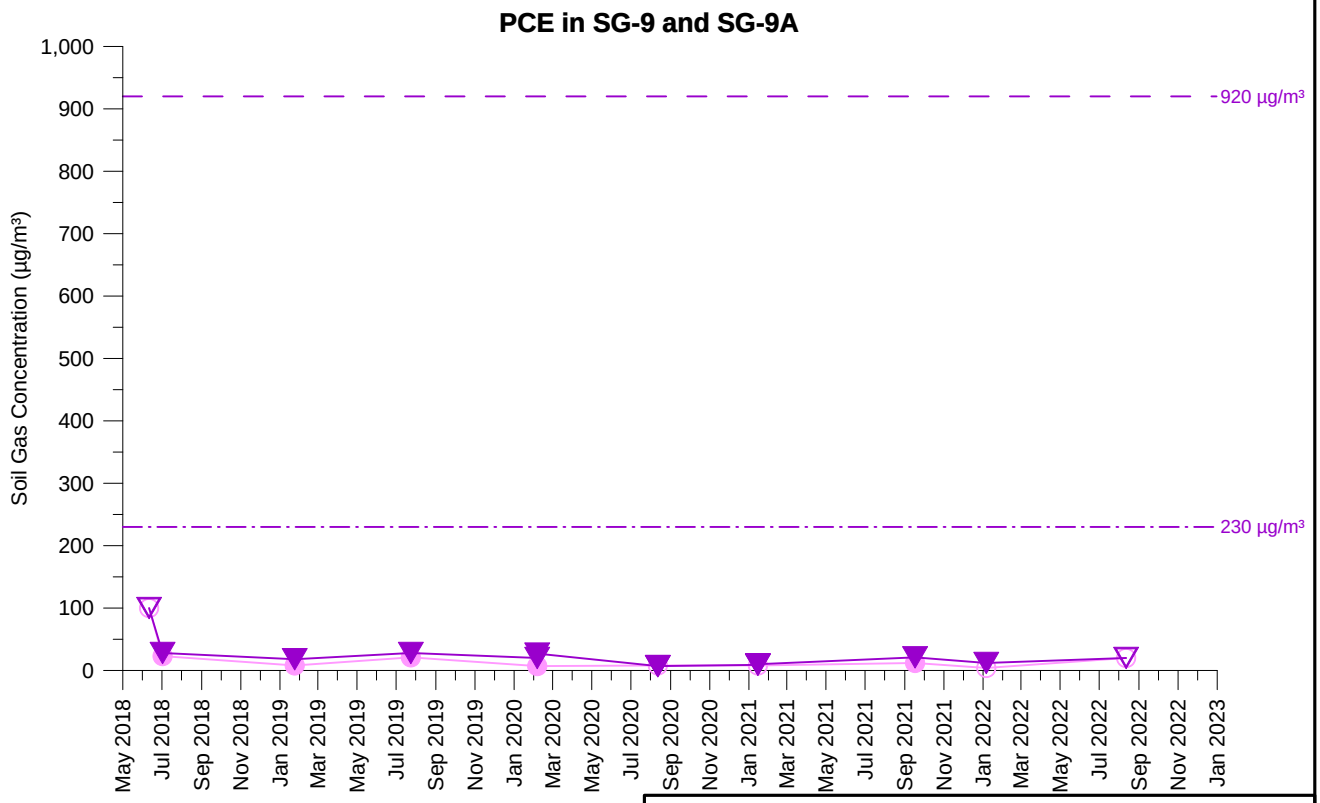

TCE Concentration (5 feet)
TCE Concentration (15 feet)
PCE Concentration (5 feet)
PCE Concentration (15 feet)
Open symbol denotes non-detect value

SG-9 and SG-9A
TCE AND PCE SOIL GAS CONCENTRATIONS OVER TIME
RIGHT OF WAY
Former Ford Aeronutronic Property
Newport Beach, California

wsp	By: DMO	Proj. No. 8620397107.1.1G
	Date: 2/8/2023	Figure **H-1-3**

C:\temp\fnb\graphs_H-1-003_SG-9 and SG-9A.grf

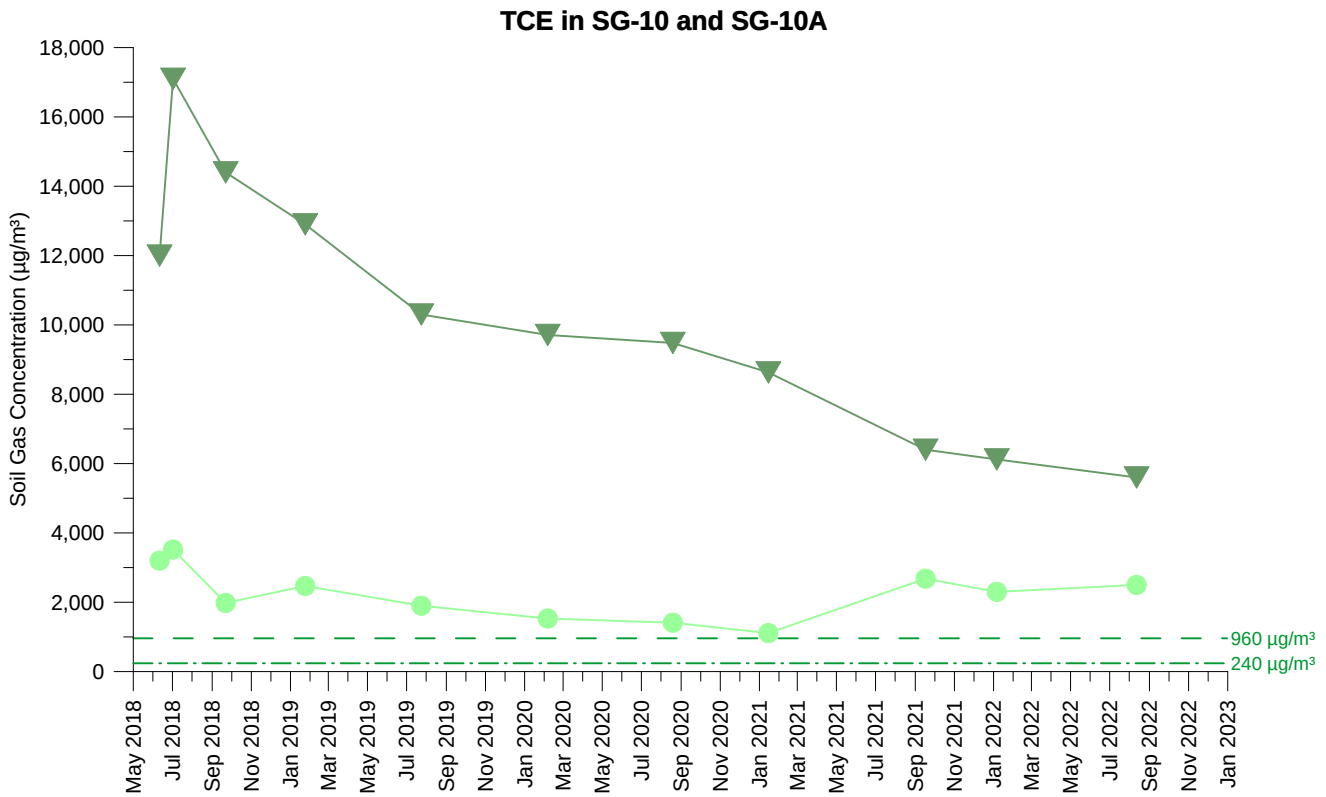

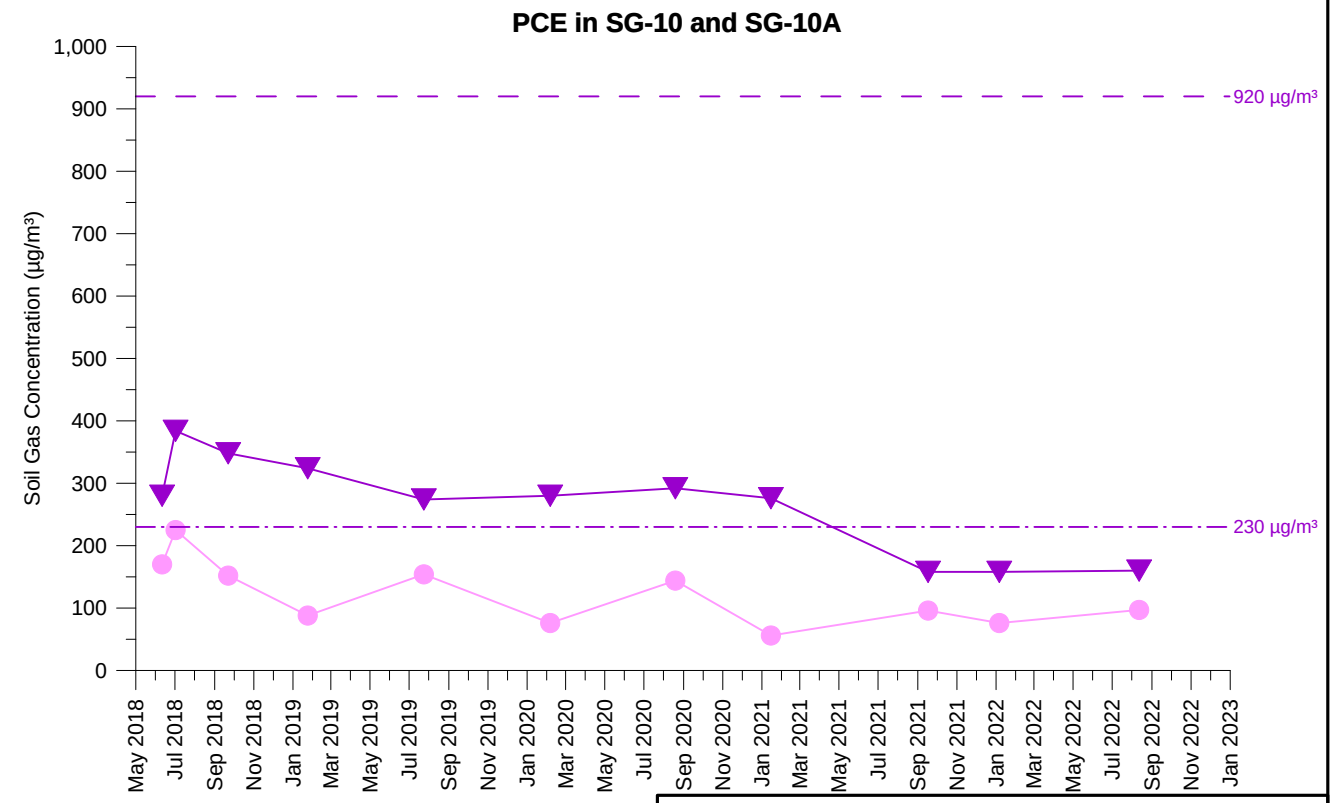

TCE Concentration (5 feet)
TCE Concentration (15 feet)
PCE Concentration (5 feet)
PCE Concentration (15 feet)
Open symbol denotes non-detect value

SG-10 and SG-10A
TCE AND PCE SOIL GAS CONCENTRATIONS OVER TIME
RIGHT OF WAY
Former Ford Aeronutronic Property
Newport Beach, California

wsp	By: DMO	Proj. No. 8620397107.1.1G
	Date: 2/8/2023	Figure **H-1-4**

C:\temp\fnb\graphs_H-1-004_SG-10 and SG-10A.grf

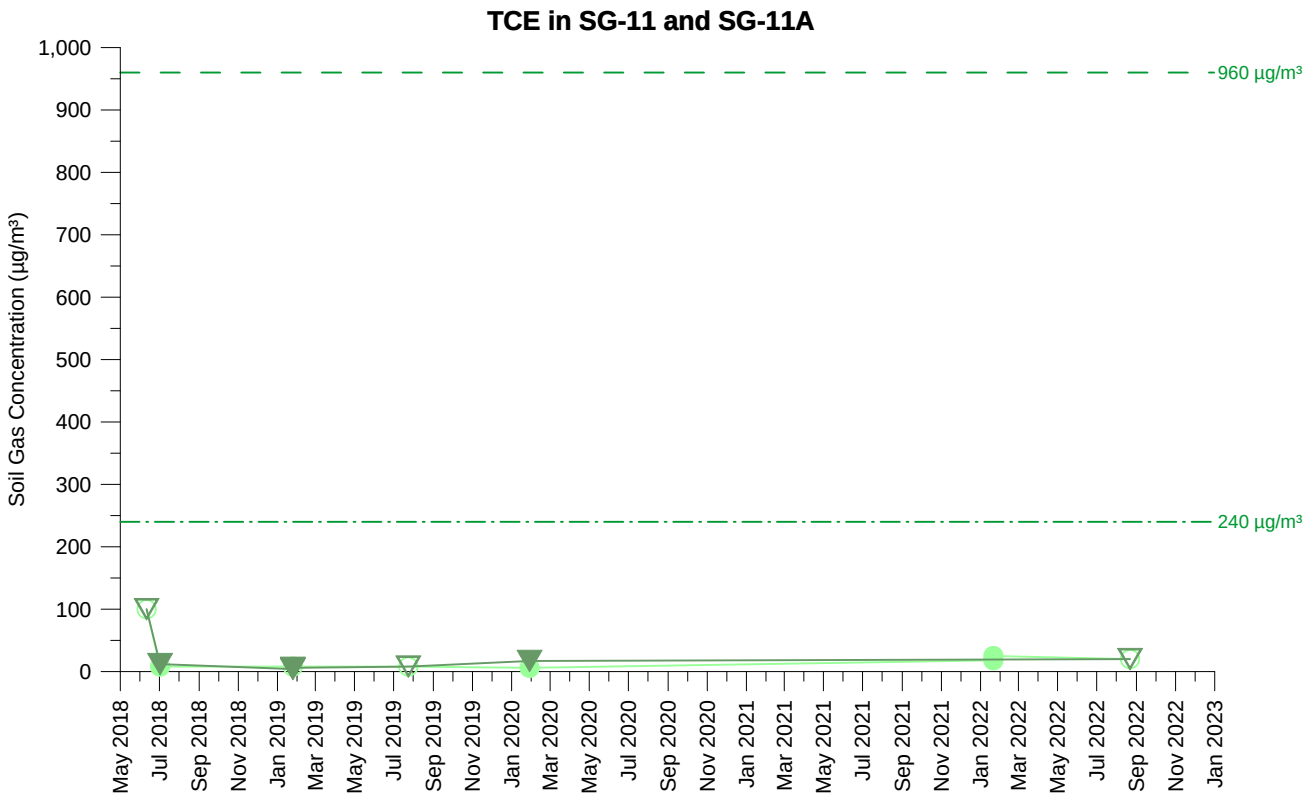

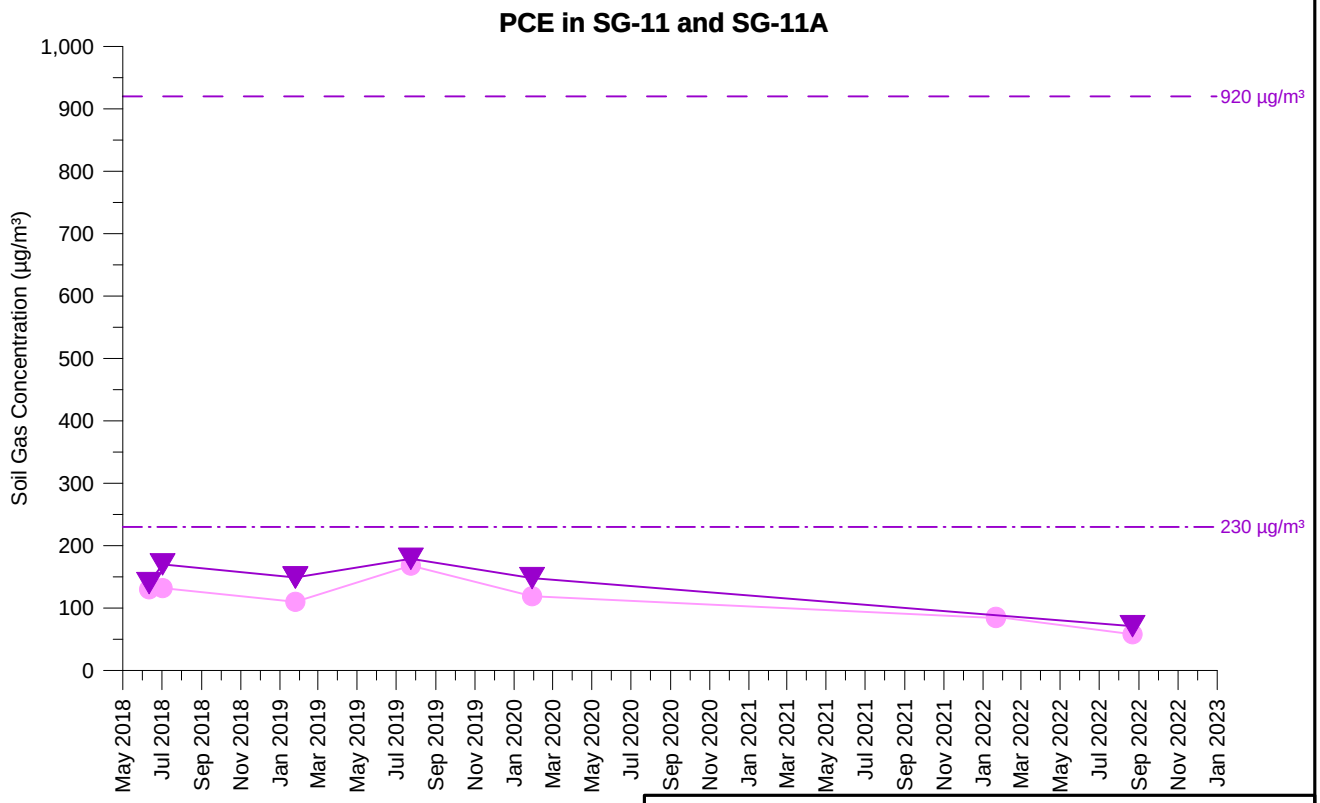

TCE Concentration (5 feet)
TCE Concentration (15 feet)
PCE Concentration (5 feet)
PCE Concentration (15 feet)
Open symbol denotes non-detect value

SG-11 and SG-11A
TCE AND PCE SOIL GAS CONCENTRATIONS OVER TIME
RIGHT OF WAY
Former Ford Aeronutronic Property
Newport Beach, California

wsp	By: DMO	Proj. No. 8620397107.1.1G
	Date: 2/8/2023	Figure **H-1-5**

C:\temp\fnb\graphs_H-1-005_SG-11 and SG-11A.grf

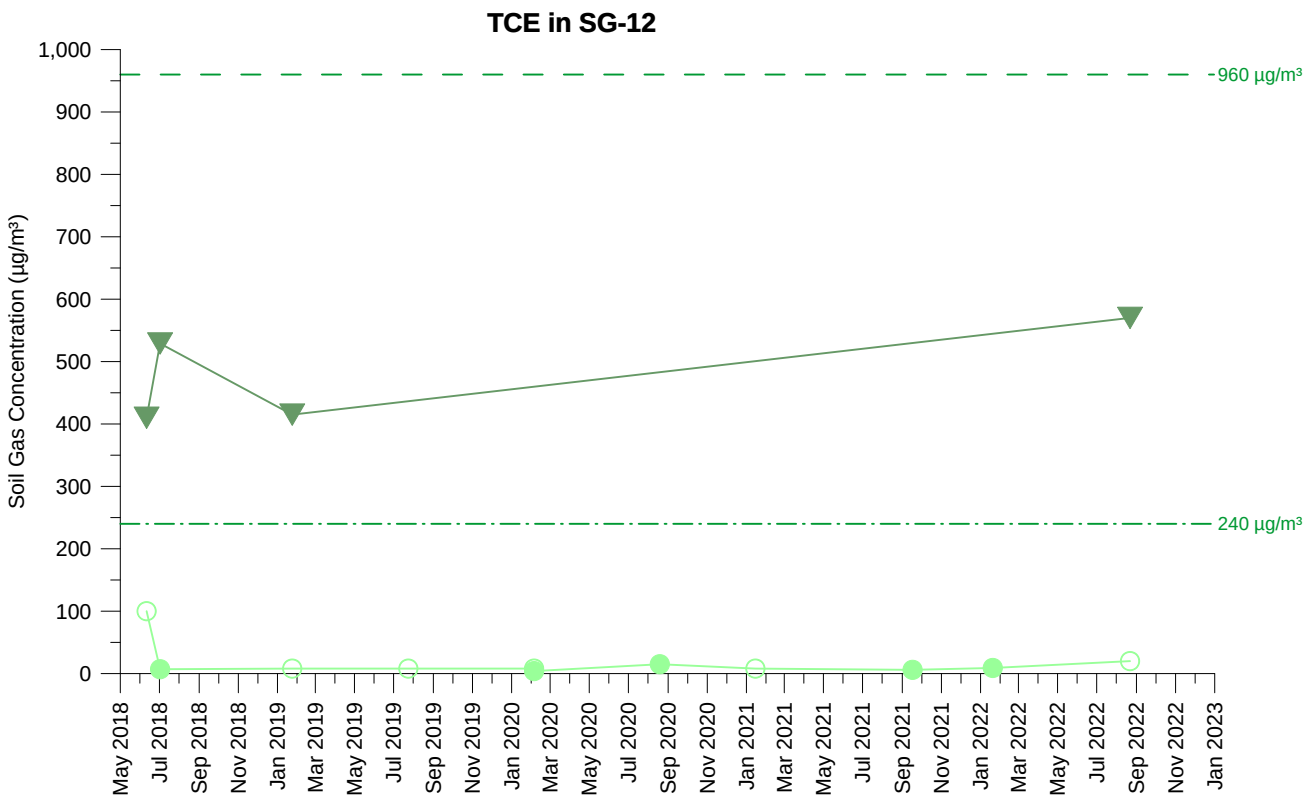

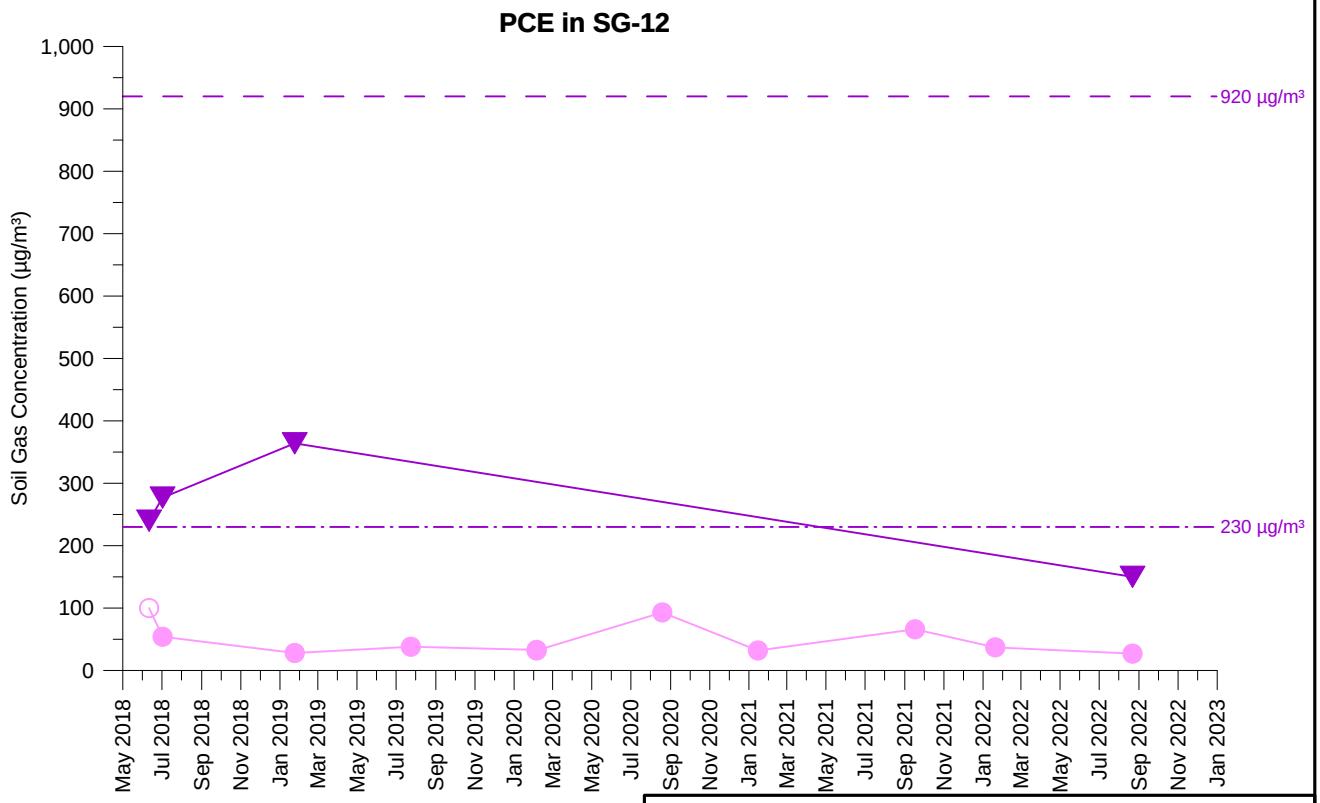

TCE Concentration (5 feet)
TCE Concentration (15 feet)
PCE Concentration (5 feet)
PCE Concentration (15 feet)

Open symbol denotes non-detect value

SG-12
TCE AND PCE SOIL GAS CONCENTRATIONS OVER TIME
RIGHT OF WAY
Former Ford Aeronutronic Property
Newport Beach, California

wsp	By: DMO	Proj. No. 8620397107.1.1G
	Date: 2/8/2023	Figure **H-1-6**

C:\temp\fnb\graphs_H-1-006_SG-12.grf

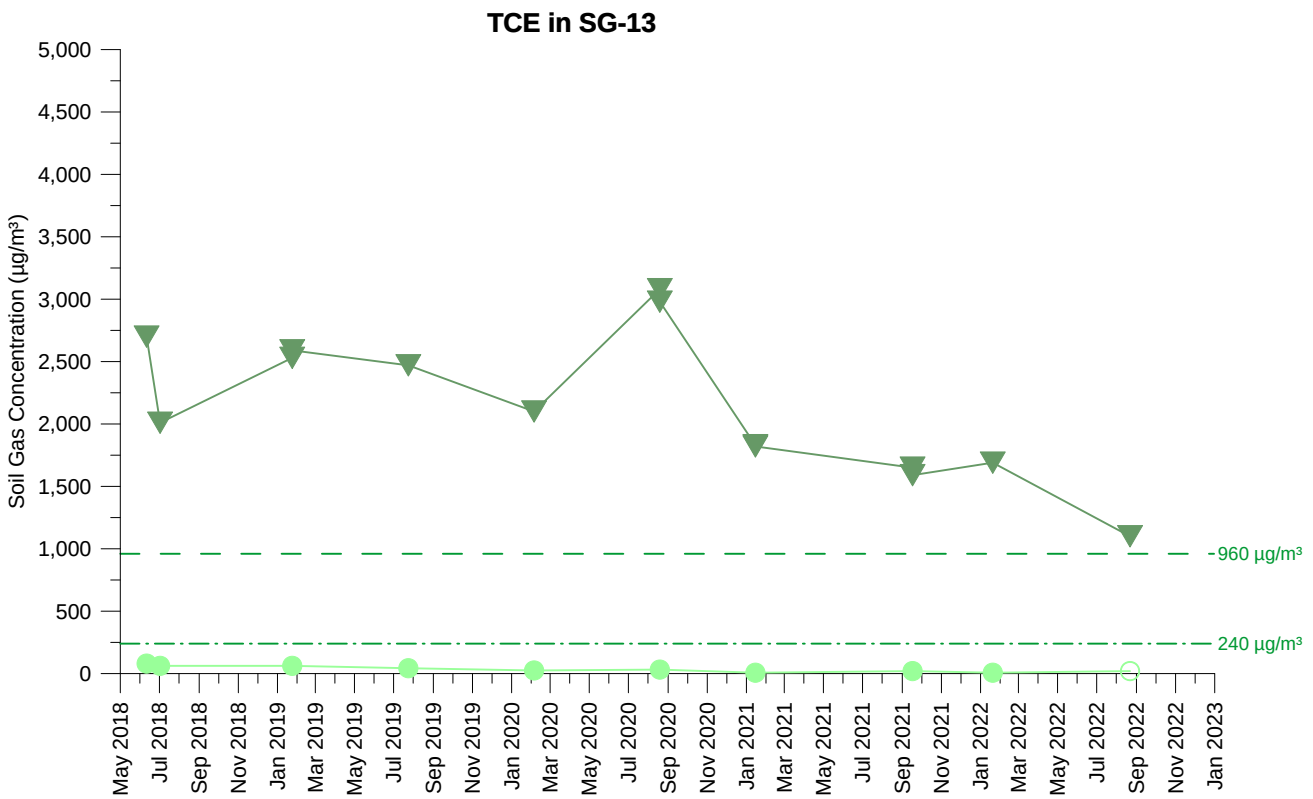

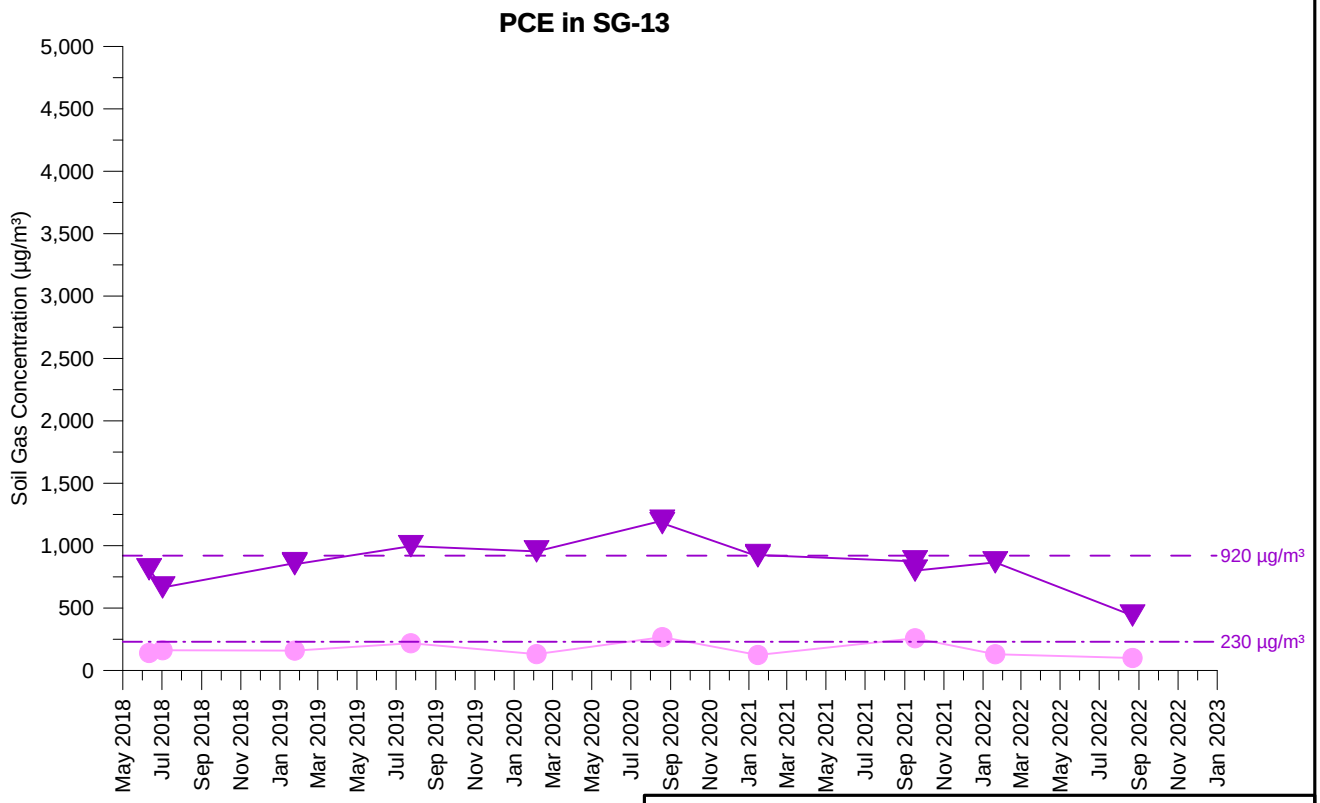

TCE Concentration (5 feet)
TCE Concentration (15 feet)
PCE Concentration (5 feet)
PCE Concentration (15 feet)
Open symbol denotes non-detect value

SG-13
TCE AND PCE SOIL GAS CONCENTRATIONS OVER TIME
RIGHT OF WAY
Former Ford Aeronutronic Property
Newport Beach, California

wsp	By: DMO	Proj. No. 8620397107.1.1G
	Date: 2/8/2023	Figure **H-1-7**

C:\temp\fnb\graphs_H-1-007_SG-13.grf

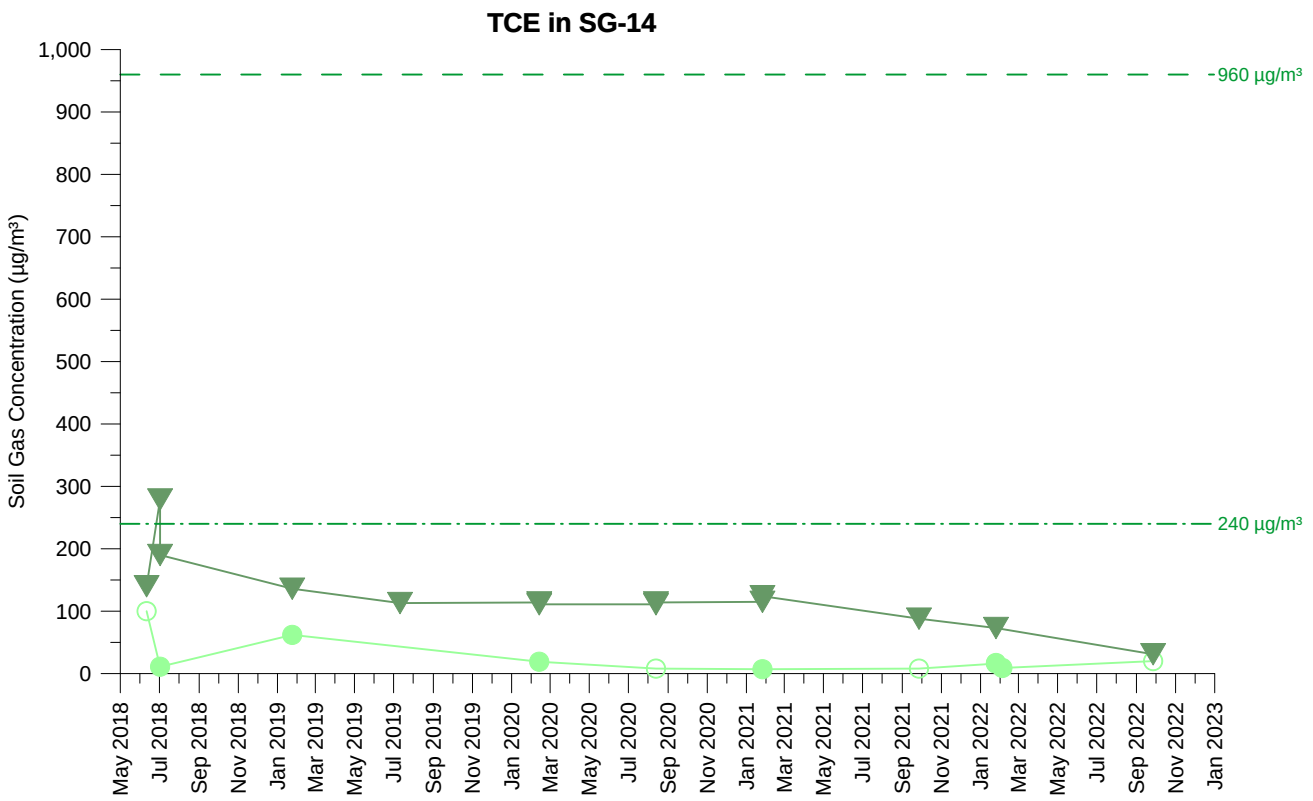

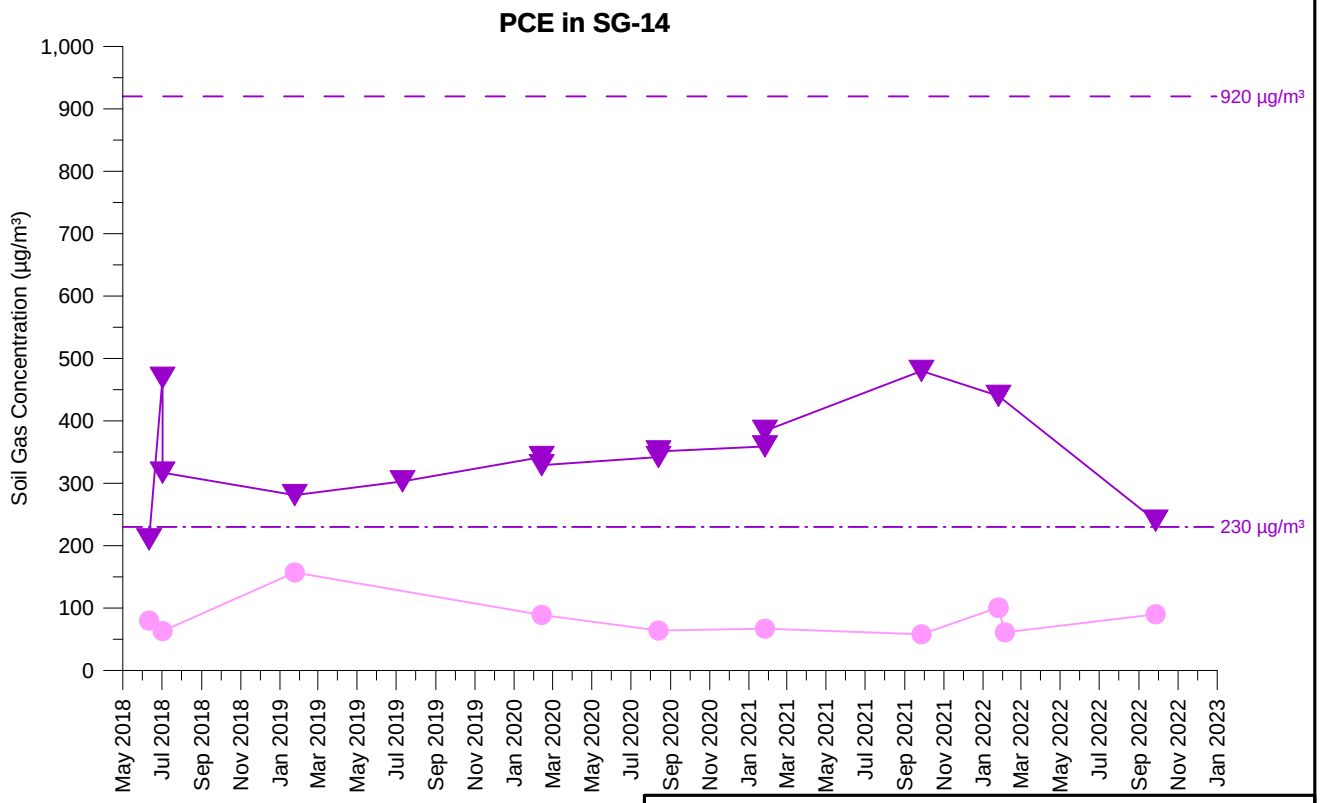

TCE Concentration (5 feet)
TCE Concentration (15 feet)
PCE Concentration (5 feet)
PCE Concentration (15 feet)

Open symbol denotes non-detect value

SG-14
TCE AND PCE SOIL GAS CONCENTRATIONS OVER TIME
RIGHT OF WAY
Former Ford Aeronutronic Property
Newport Beach, California

wsp	By: DMO	Proj. No. 8620397107.1.1G
	Date: 2/8/2023	Figure **H-1-8**

C:\temp\fnb\graphs_H-1-008_SG-14.grf

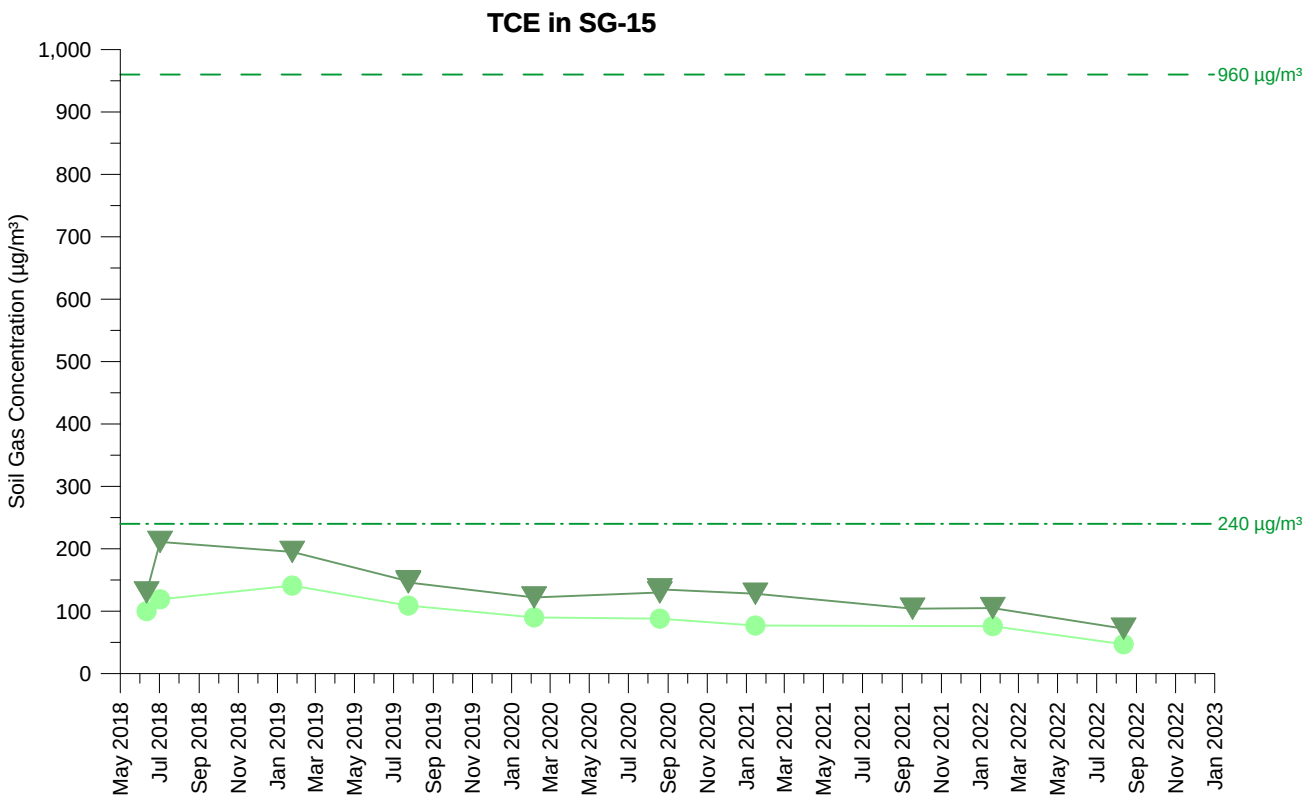

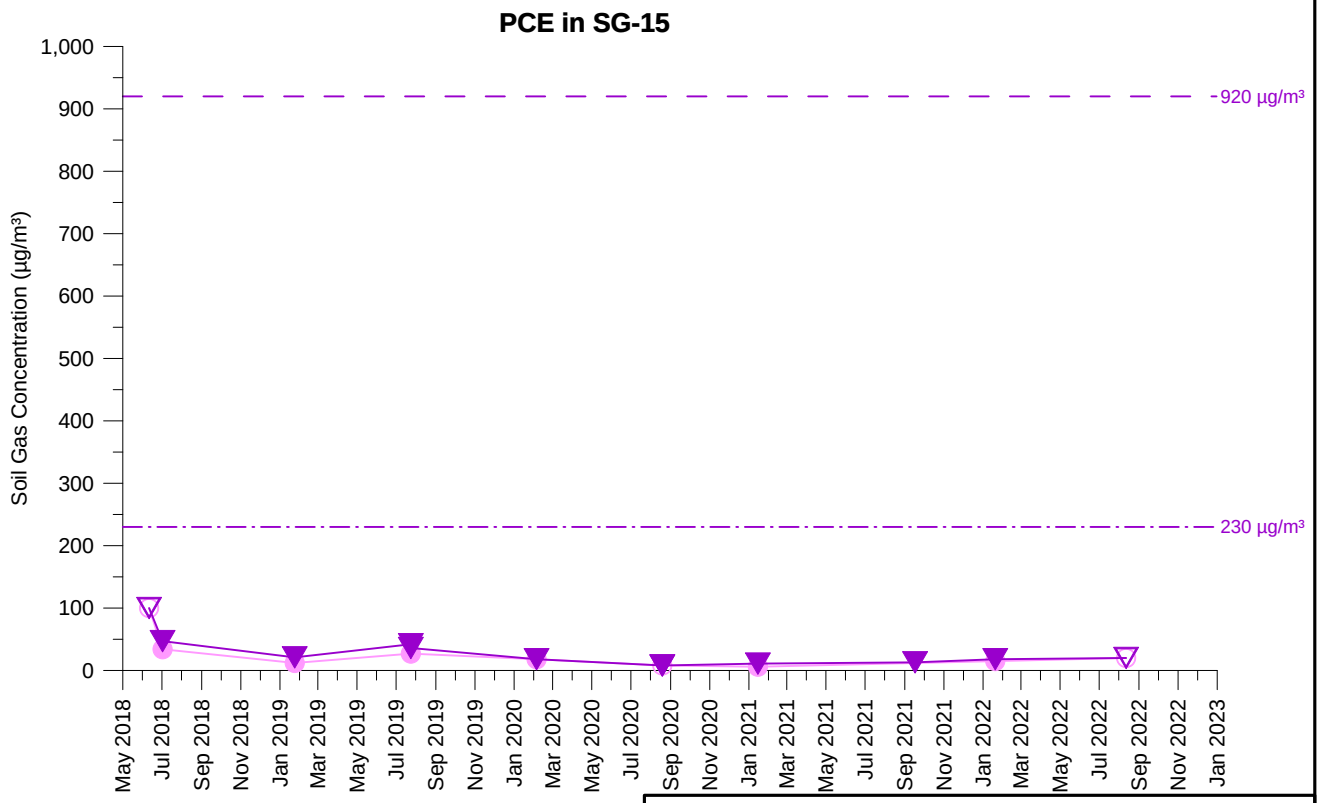

TCE Concentration (5 feet)
TCE Concentration (15 feet)
PCE Concentration (5 feet)
PCE Concentration (15 feet)
Open symbol denotes non-detect value

SG-15
TCE AND PCE SOIL GAS CONCENTRATIONS OVER TIME
RIGHT OF WAY
Former Ford Aeronutronic Property
Newport Beach, California

wsp	By: DMO	Proj. No. 8620397107.1.1G
	Date: 2/8/2023	Figure **H-1-9**

C:\temp\fnb\graphs_H-1-009_SG-15.grf

This soil gas probe is no longer being sampled, in accordance with the July 28, 2022 "Proposal for a Reduced Soil Gas Monitoring Program", that was conditionally approved by the Water Board on August 2, 2022.

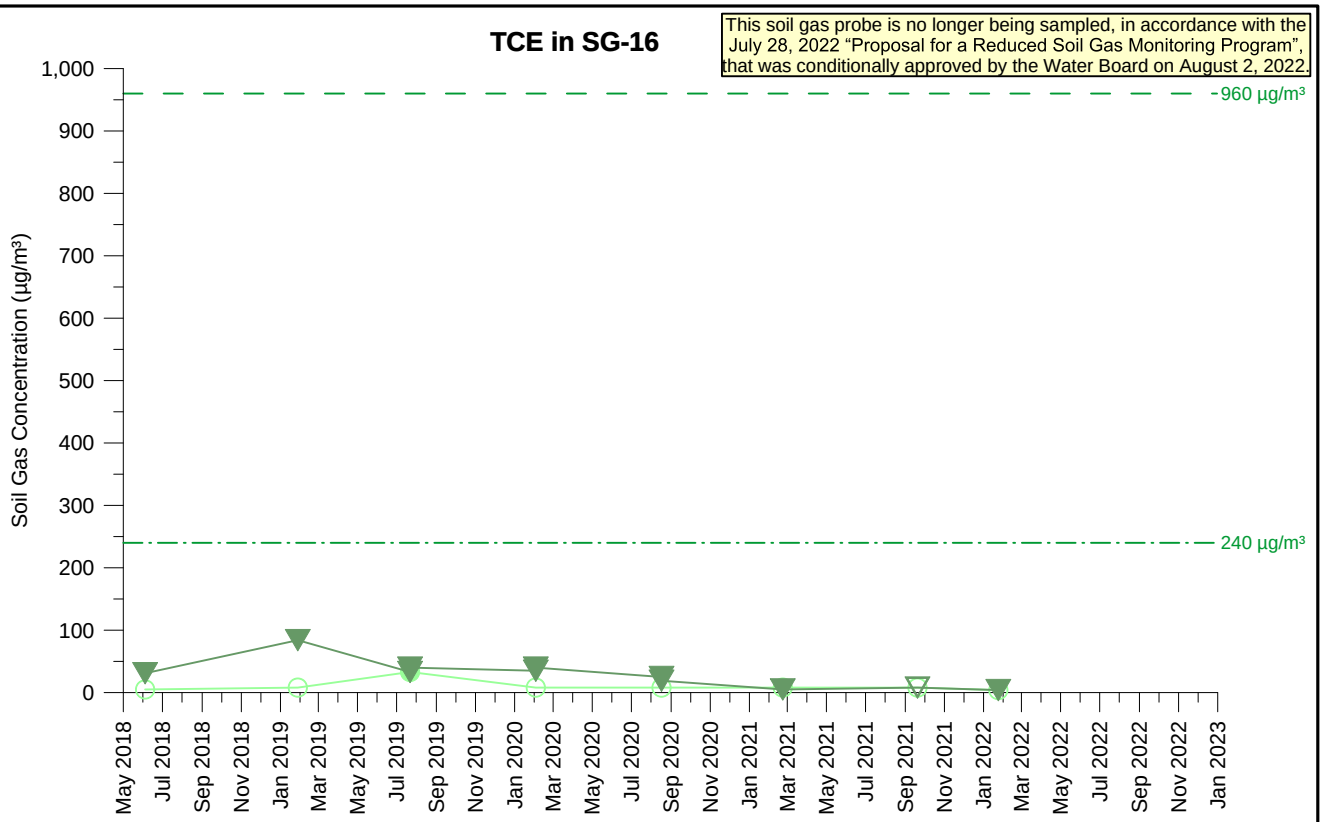

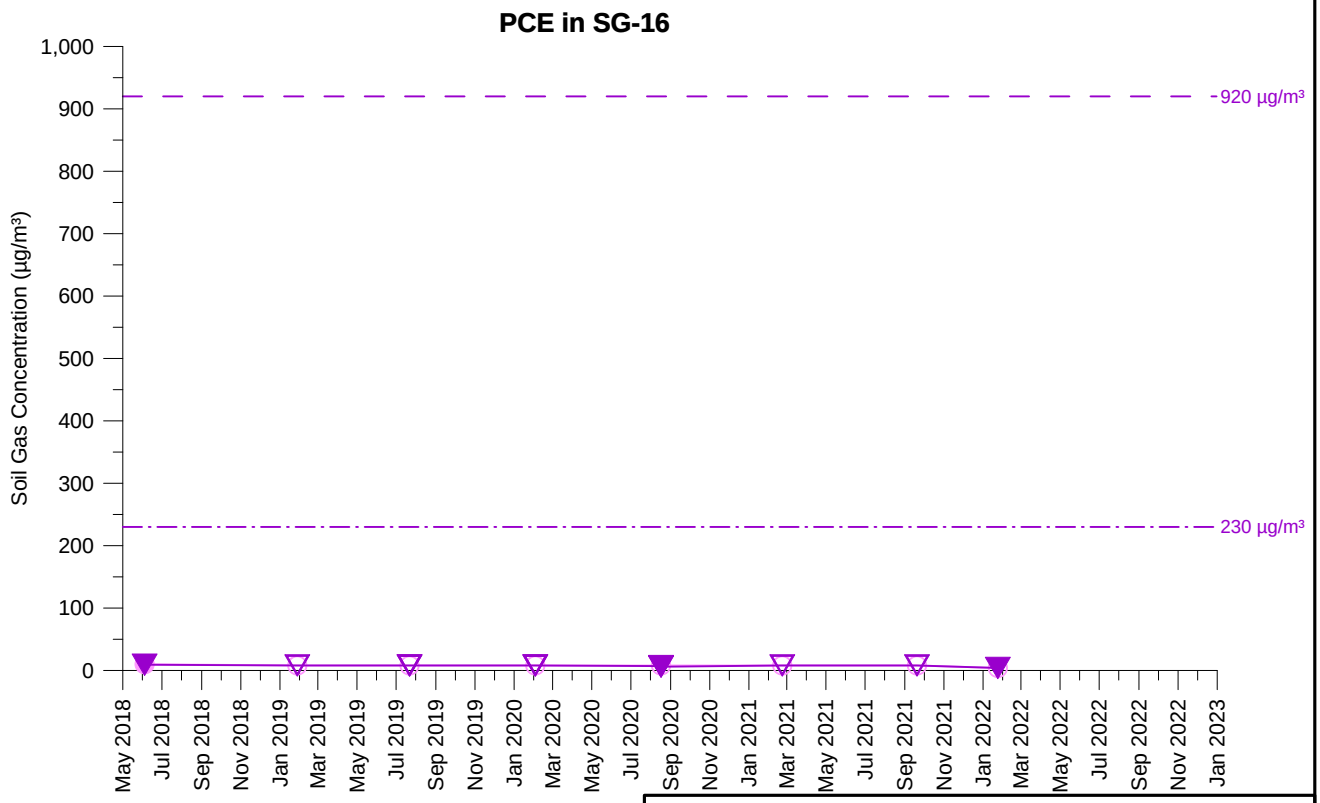

TCE Concentration (5 feet)
TCE Concentration (15 feet)
PCE Concentration (5 feet)
PCE Concentration (15 feet)
Open symbol denotes non-detect value

SG-16
TCE AND PCE SOIL GAS CONCENTRATIONS OVER TIME
PARCEL 15
Former Ford Aeronutronic Property
Newport Beach, California

wsp	By: DMO	Proj. No. 8620397107.1.1G
	Date: 2/8/2023	Figure **H-1-10**

C:\temp\fnb\graphs_H-1-010_SG-16.grf

This soil gas probe is no longer being sampled, in accordance with the July 28, 2022 "Proposal for a Reduced Soil Gas Monitoring Program", that was conditionally approved by the Water Board on August 2, 2022.

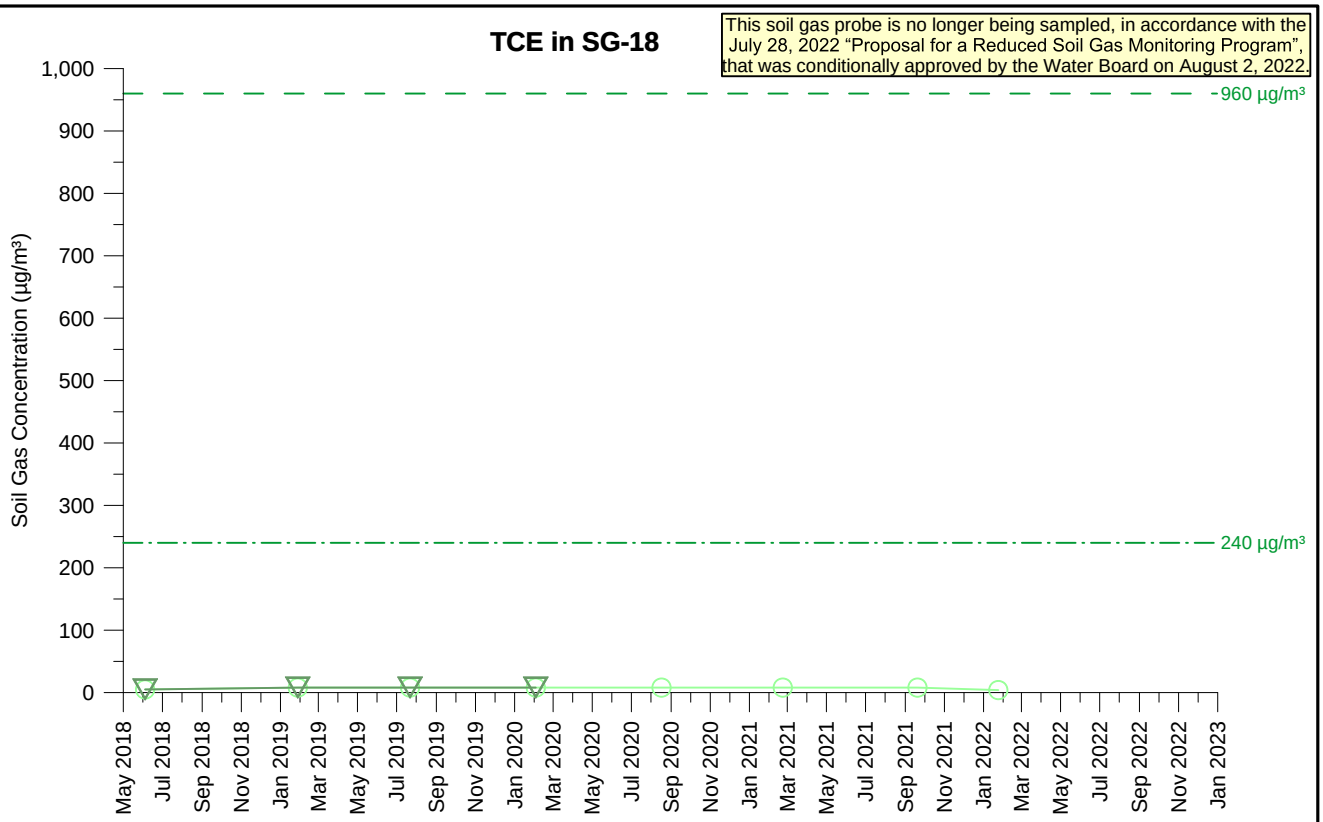

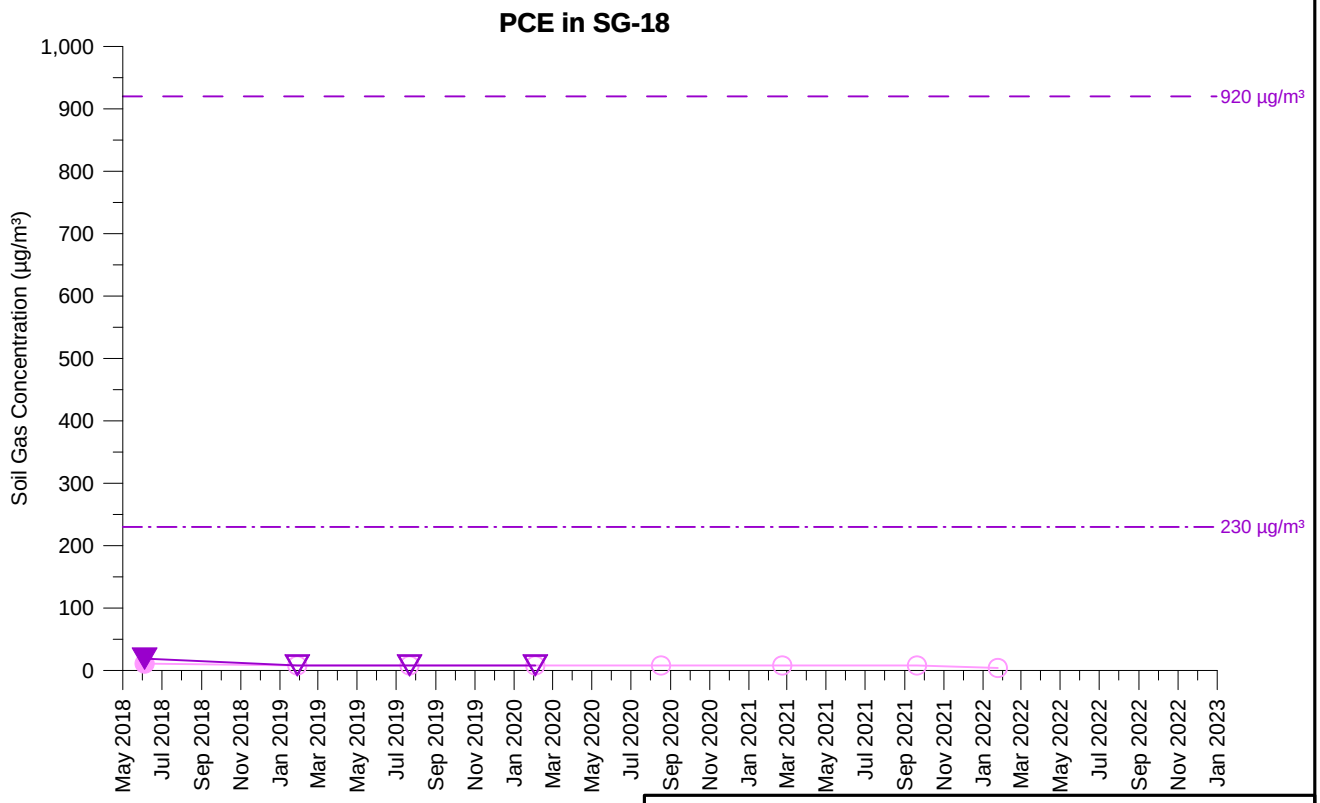

TCE Concentration (5 feet)
TCE Concentration (15 feet)
PCE Concentration (5 feet)
PCE Concentration (15 feet)

Open symbol denotes non-detect value

SG-18
TCE AND PCE SOIL GAS CONCENTRATIONS OVER TIME
PARCEL 15
Former Ford Aeronutronic Property
Newport Beach, California

wsp	By: DMO	Proj. No. 8620397107.1.1G
	Date: 2/8/2023	Figure **H-1-11**

C:\temp\fnb\graphs_H-1-011_SG-18.grf

This soil gas probe is no longer being sampled, in accordance with the July 28, 2022 "Proposal for a Reduced Soil Gas Monitoring Program", that was conditionally approved by the Water Board on August 2, 2022.

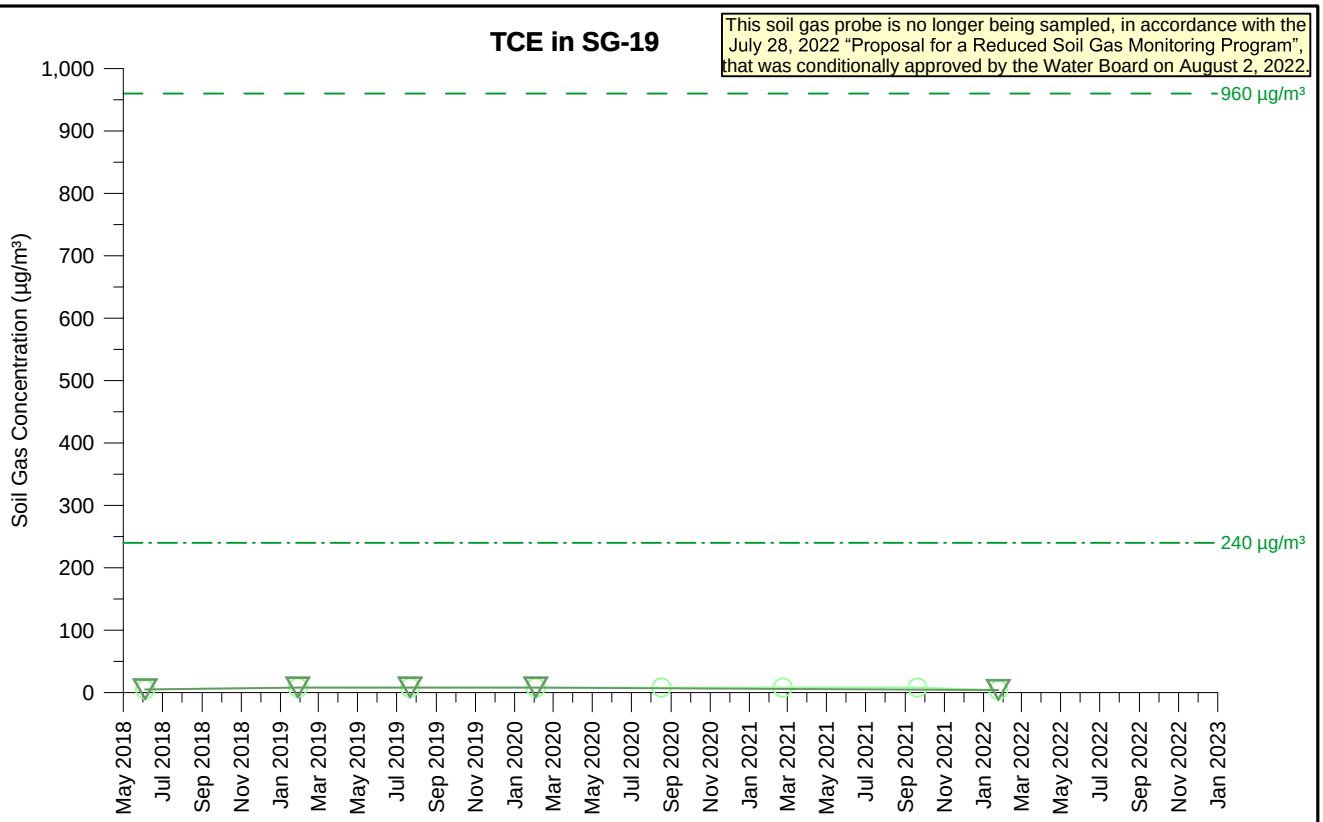

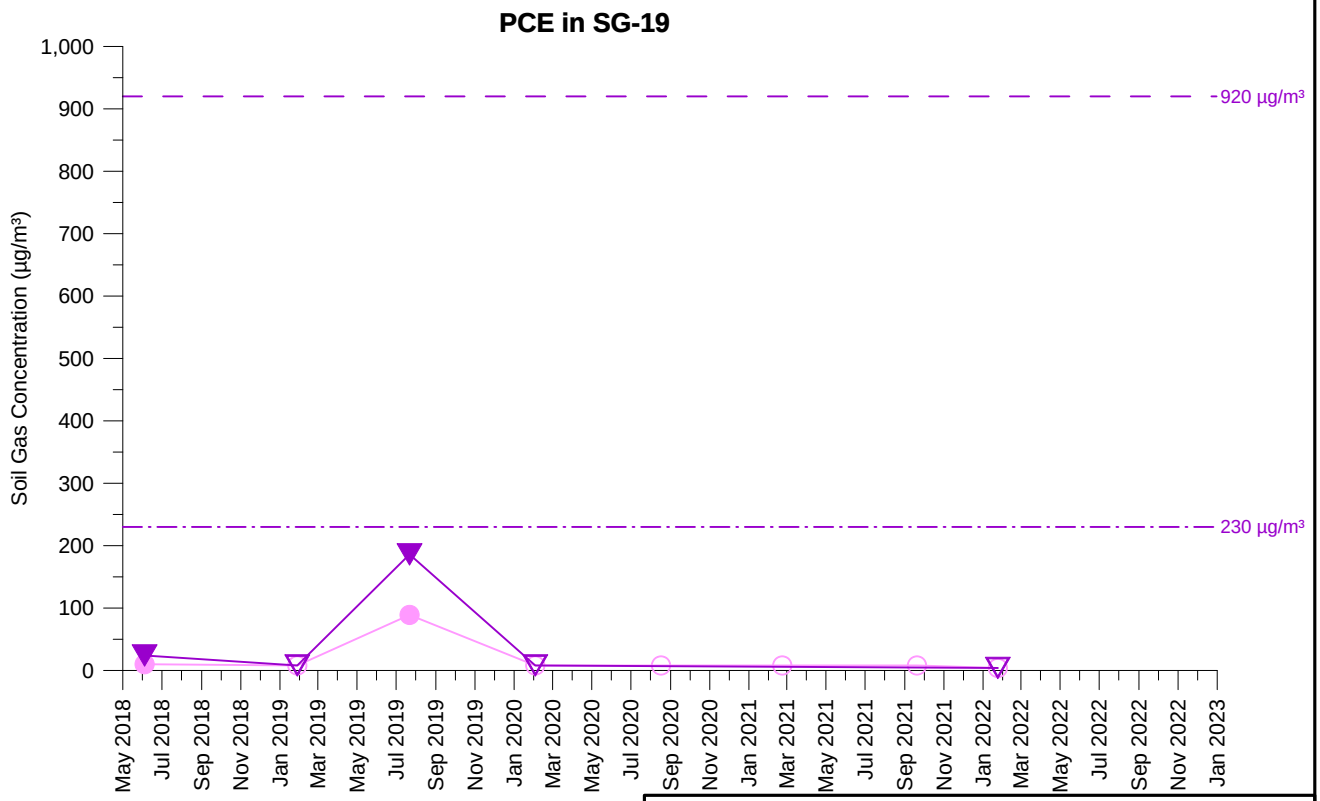

TCE Concentration (5 feet)
TCE Concentration (15 feet)
PCE Concentration (5 feet)
PCE Concentration (15 feet)

Open symbol denotes non-detect value

SG-19
TCE AND PCE SOIL GAS CONCENTRATIONS OVER TIME
PARCEL 15
Former Ford Aeronutronic Property
Newport Beach, California

wsp	By: DMO	Proj. No. 8620397107.1.1G
	Date: 2/8/2023	Figure **H-1-12**

C:\temp\fnb\graphs_H-1-012_SG-19.grf

This soil gas probe is no longer being sampled, in accordance with the July 28, 2022 "Proposal for a Reduced Soil Gas Monitoring Program", that was conditionally approved by the Water Board on August 2, 2022.

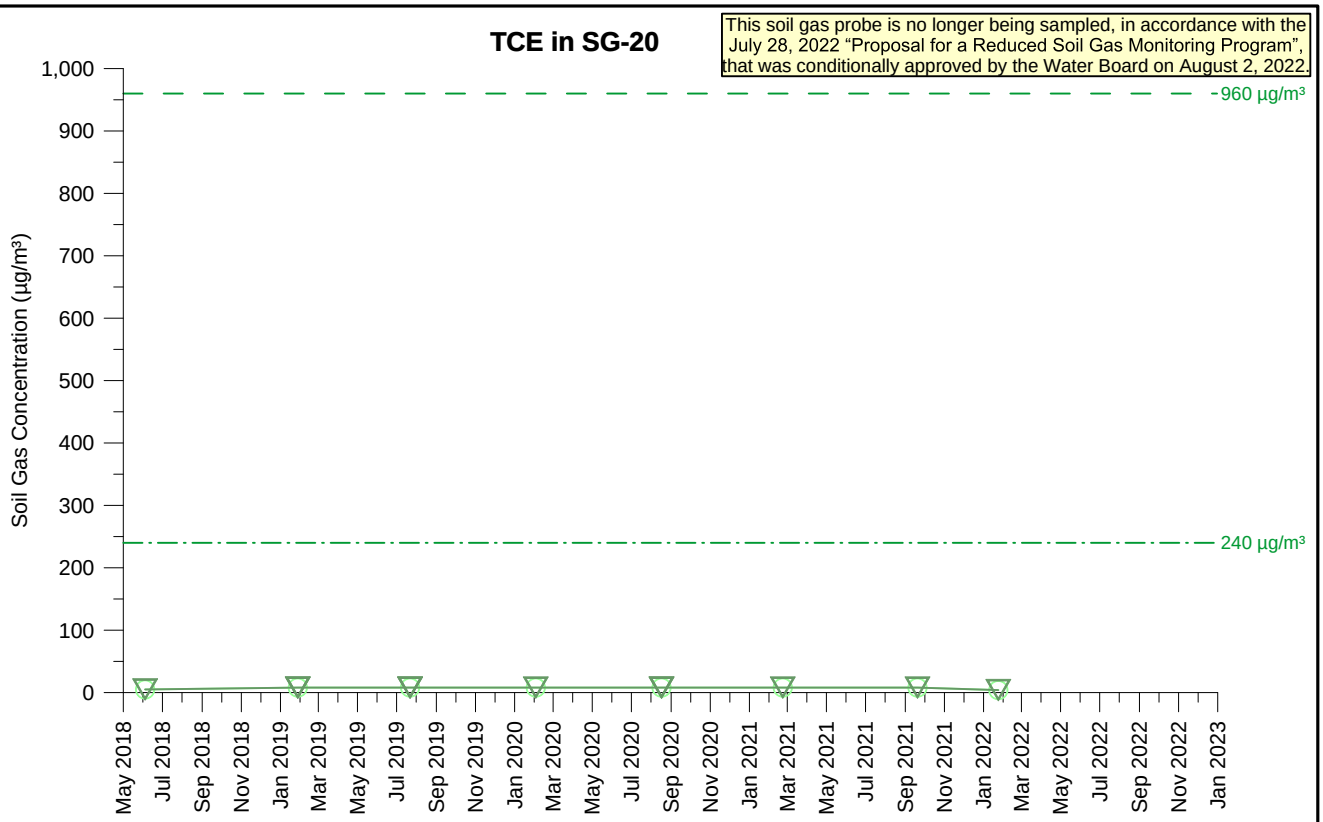

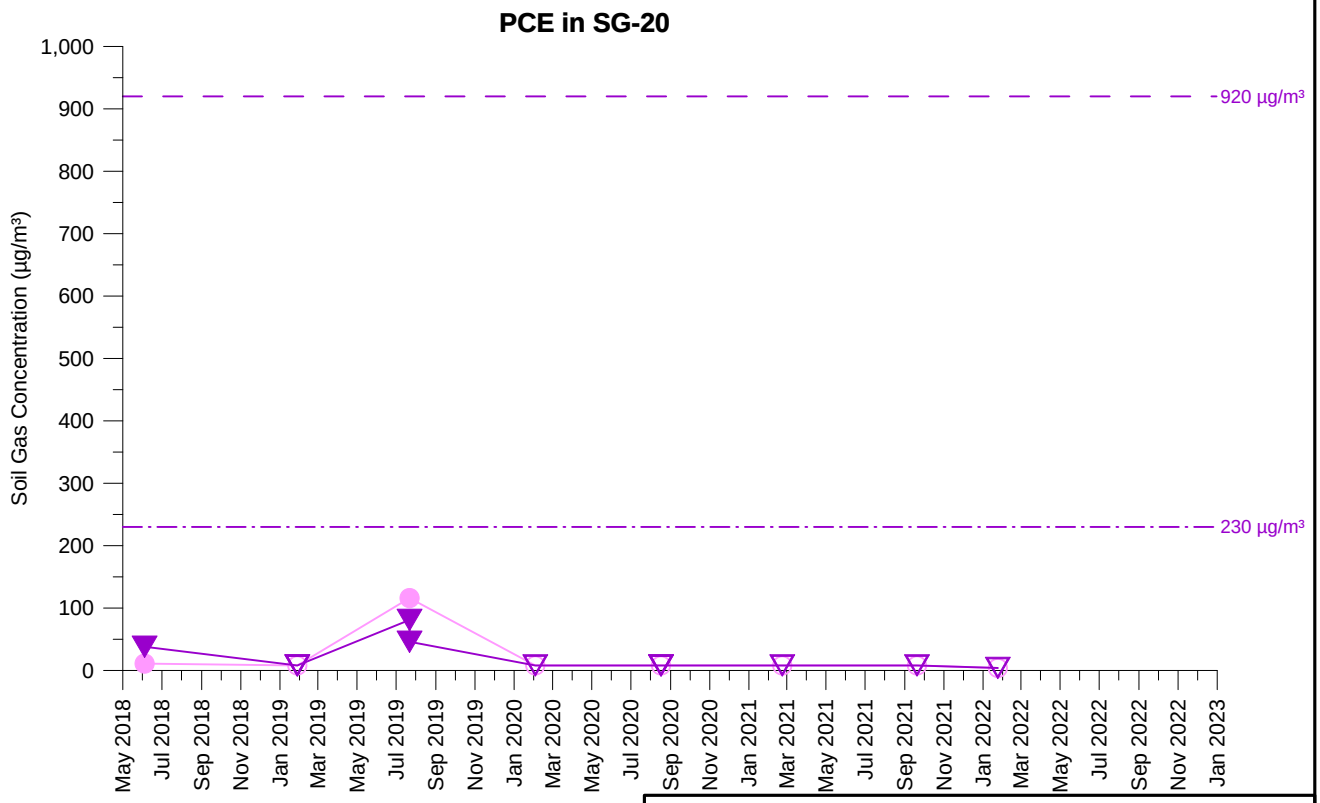

TCE Concentration (5 feet)
TCE Concentration (15 feet)
PCE Concentration (5 feet)
PCE Concentration (15 feet)

Open symbol denotes non-detect value

SG-20
TCE AND PCE SOIL GAS CONCENTRATIONS OVER TIME
PARCEL 15
Former Ford Aeronutronic Property
Newport Beach, California

wsp	By: DMO	Proj. No. 8620397107.1.1G
	Date: 2/8/2023	Figure **H-1-13**

C:\temp\fnb\graphs_H-1-013_SG-20.grf

This soil gas probe is no longer being sampled, in accordance with the July 28, 2022 "Proposal for a Reduced Soil Gas Monitoring Program", that was conditionally approved by the Water Board on August 2, 2022.

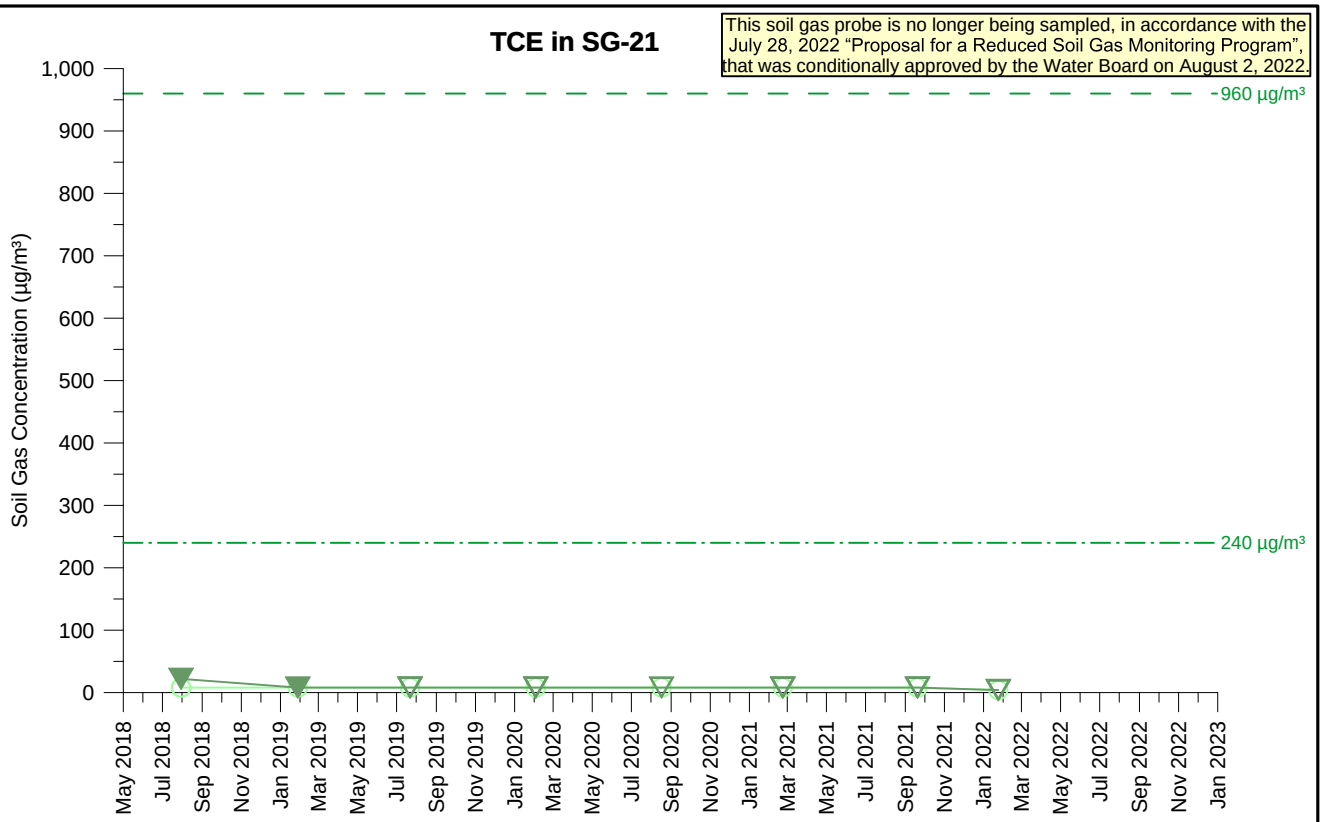

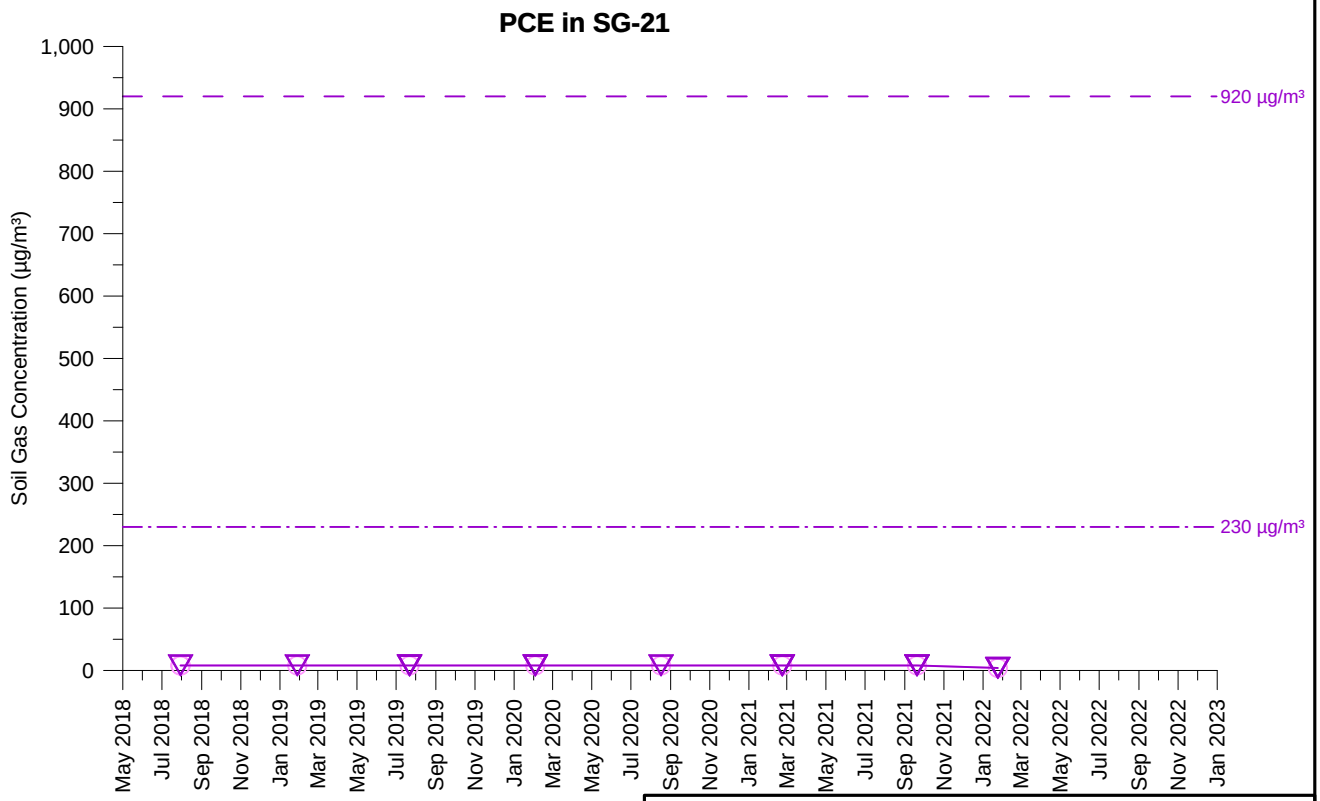

TCE Concentration (5 feet)
TCE Concentration (15 feet)
PCE Concentration (5 feet)
PCE Concentration (15 feet)

Open symbol denotes non-detect value

SG-21
TCE AND PCE SOIL GAS CONCENTRATIONS OVER TIME
PARCEL 15
Former Ford Aeronutronic Property
Newport Beach, California

wsp	By: DMO	Proj. No. 8620397107.1.1G
	Date: 2/8/2023	Figure **H-1-14**

C:\temp\fnb\graphs_H-1-014_SG-21.grf

This soil gas probe is no longer being sampled, in accordance with the July 28, 2022 "Proposal for a Reduced Soil Gas Monitoring Program", that was conditionally approved by the Water Board on August 2, 2022.

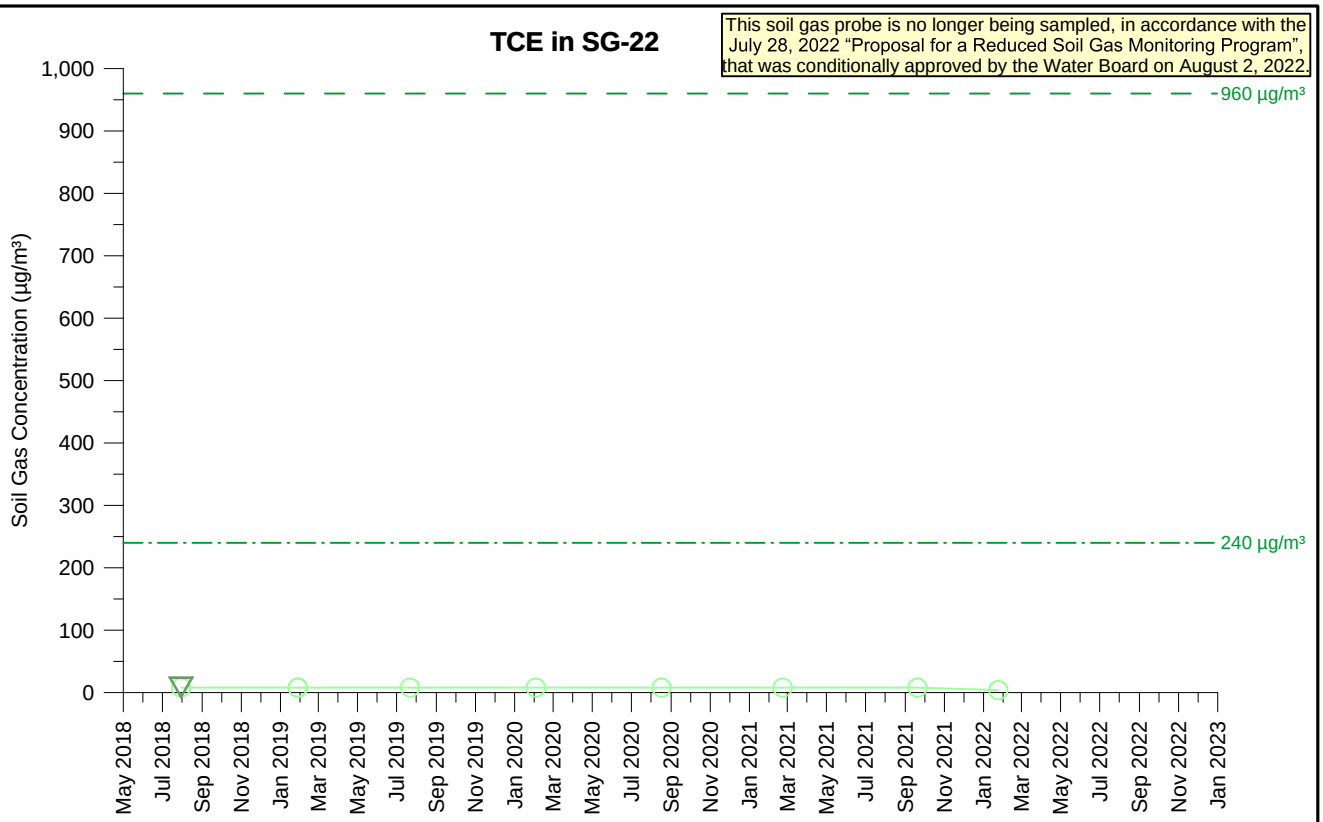

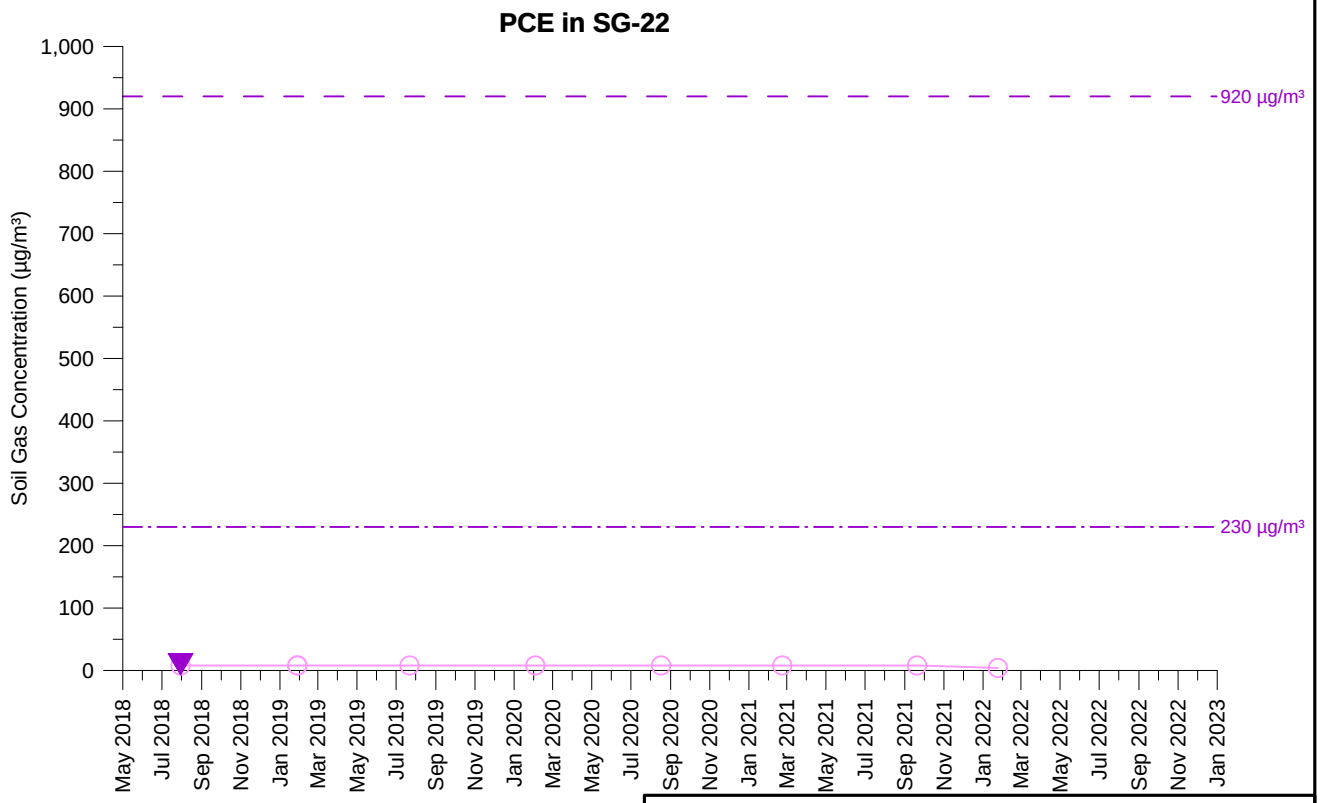

TCE Concentration (5 feet)
TCE Concentration (15 feet)
PCE Concentration (5 feet)
PCE Concentration (15 feet)

Open symbol denotes non-detect value

SG-22
TCE AND PCE SOIL GAS CONCENTRATIONS OVER TIME
PARCEL 15
Former Ford Aeronutronic Property
Newport Beach, California

wsp	By: DMO	Proj. No. 8620397107.1.1G
	Date: 2/8/2023	Figure **H-1-15**

C:\temp\fnb\graphs_H-1-015_SG-22.grf

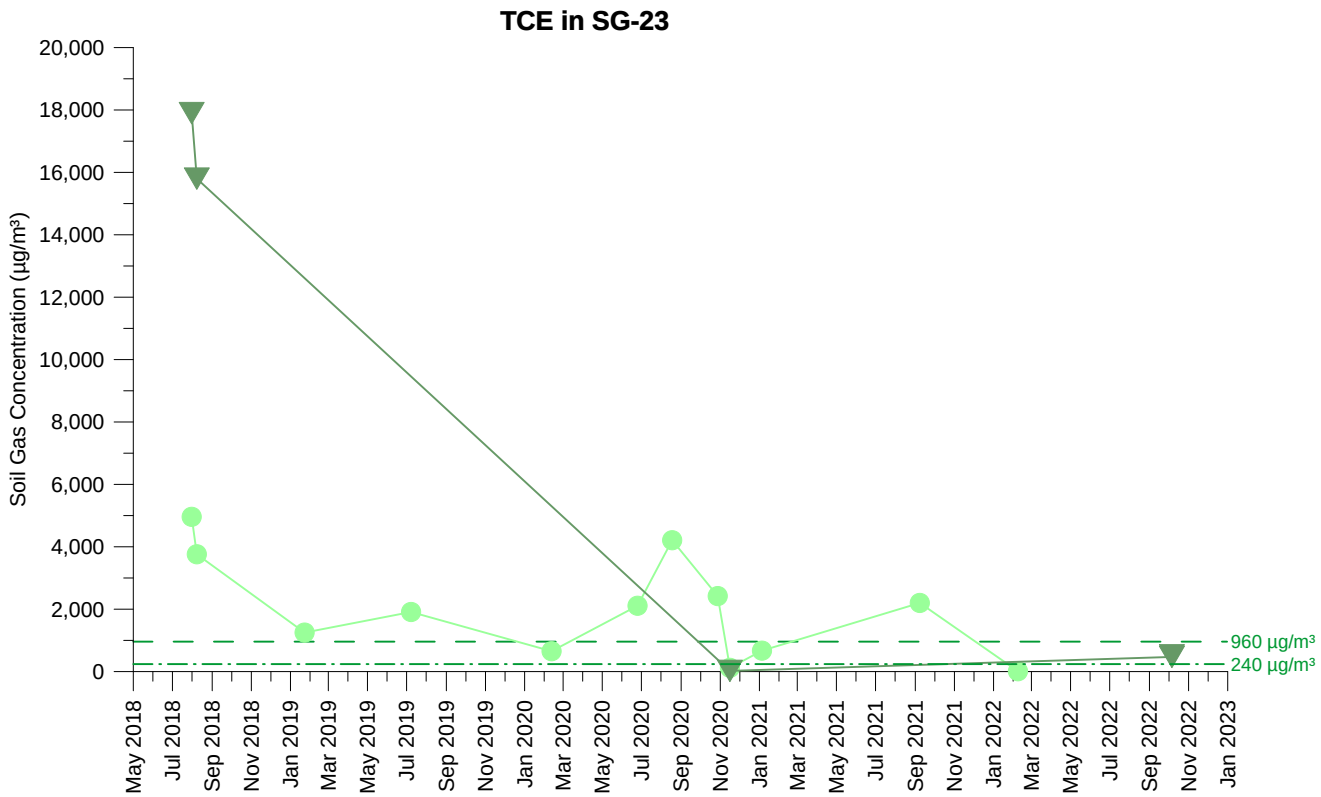

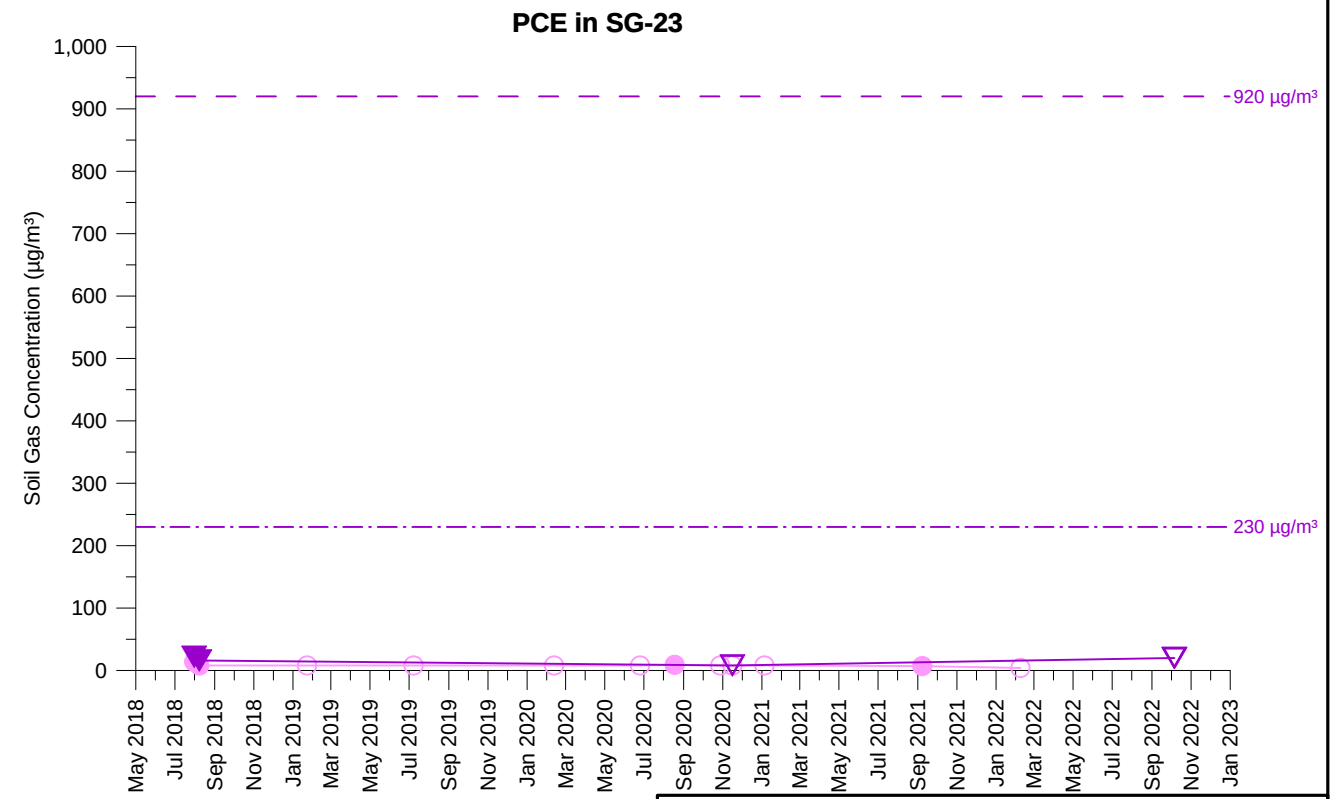

TCE Concentration (5 feet)
TCE Concentration (15 feet)
PCE Concentration (5 feet)
PCE Concentration (15 feet)

Open symbol denotes non-detect value

SG-23
TCE AND PCE SOIL GAS CONCENTRATIONS OVER TIME
PARCEL 16
Former Ford Aeronutronic Property
Newport Beach, California

wsp	By: DMO	Proj. No. 8620397107.1.1G
	Date: 2/8/2023	Figure **H-1-16**

C:\temp\fnb\graphs_H-1-016_SG-23.grf

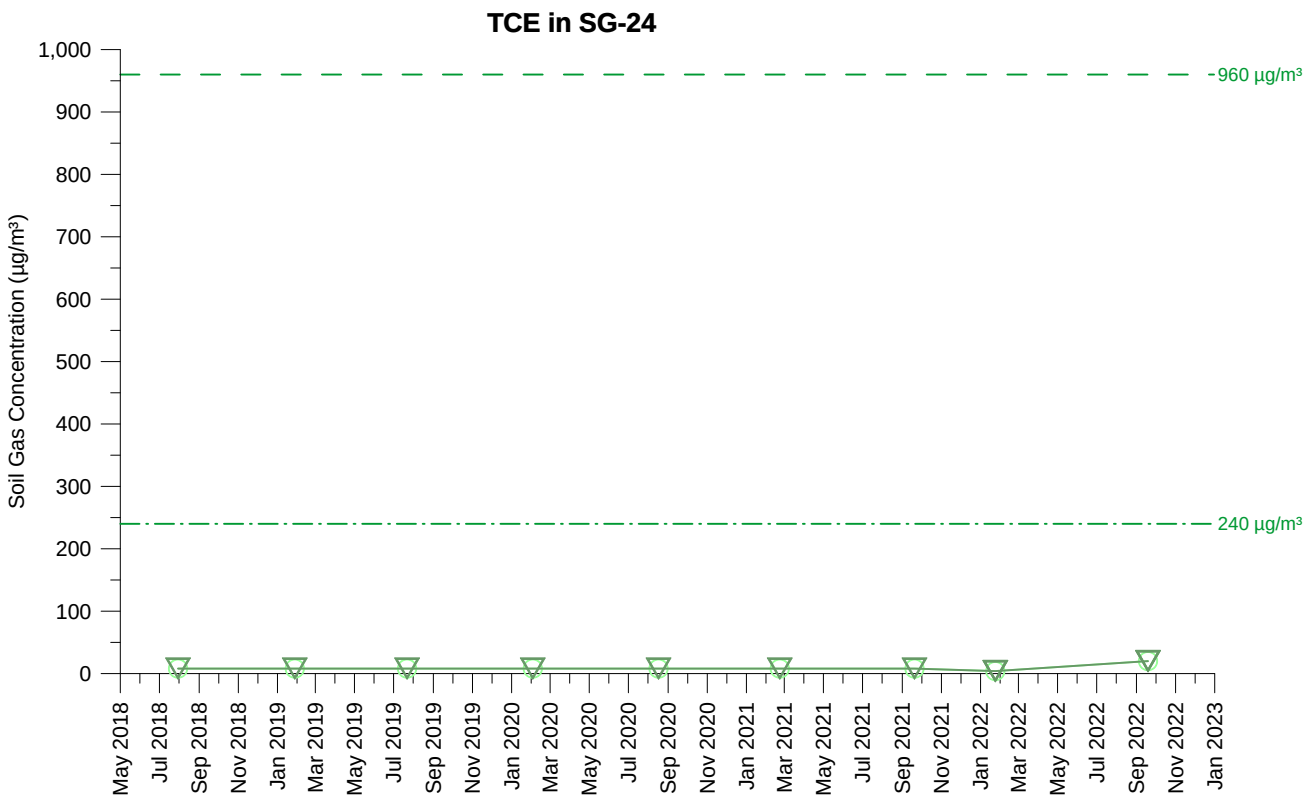

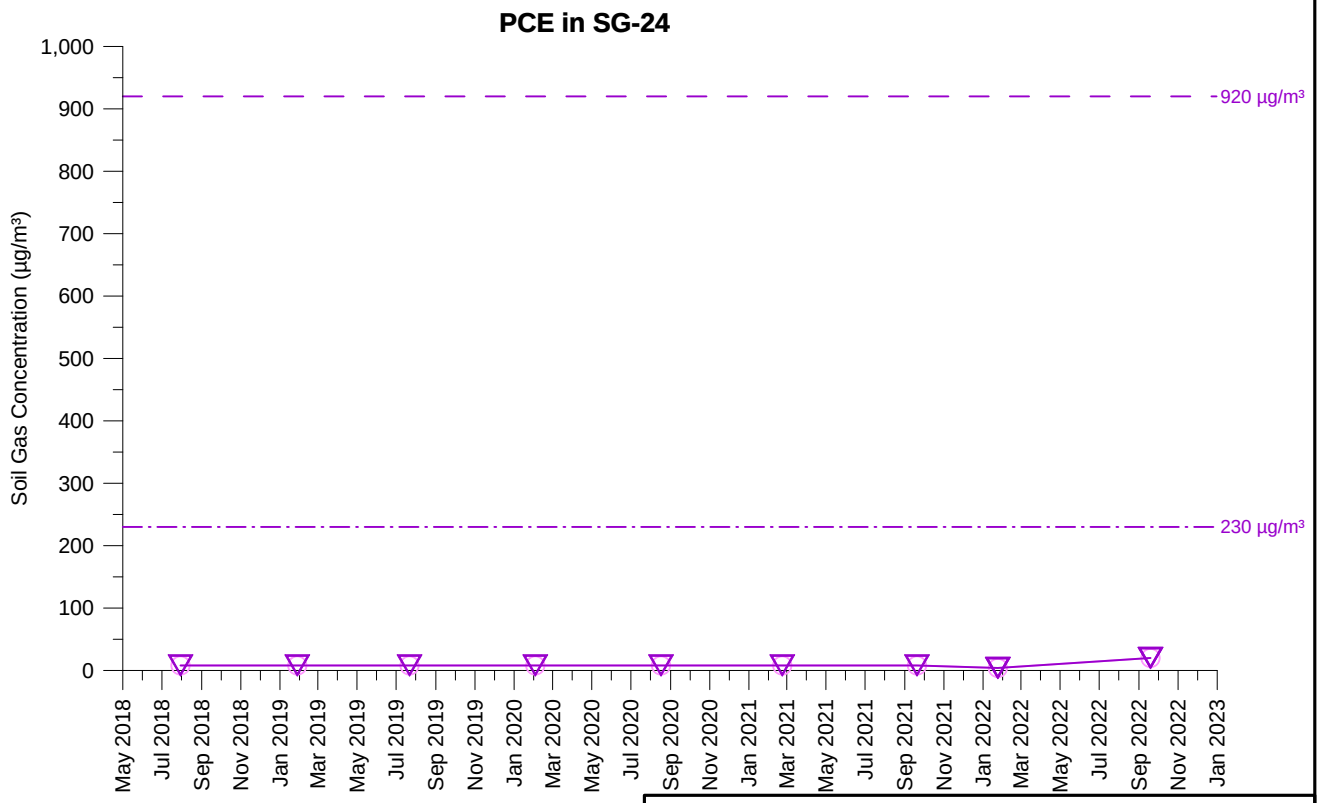

TCE Concentration (5 feet)
TCE Concentration (15 feet)
PCE Concentration (5 feet)
PCE Concentration (15 feet)

Open symbol denotes non-detect value

SG-24
TCE AND PCE SOIL GAS CONCENTRATIONS OVER TIME
PARCEL 16
Former Ford Aeronutronic Property
Newport Beach, California

wsp	By: DMO	Proj. No. 8620397107.1.1G
	Date: 2/8/2023	Figure **H-1-17**

C:\temp\fnb\graphs_H-1-017_SG-24.grf

This soil gas probe is no longer being sampled, in accordance with the July 28, 2022 "Proposal for a Reduced Soil Gas Monitoring Program", that was conditionally approved by the Water Board on August 2, 2022.

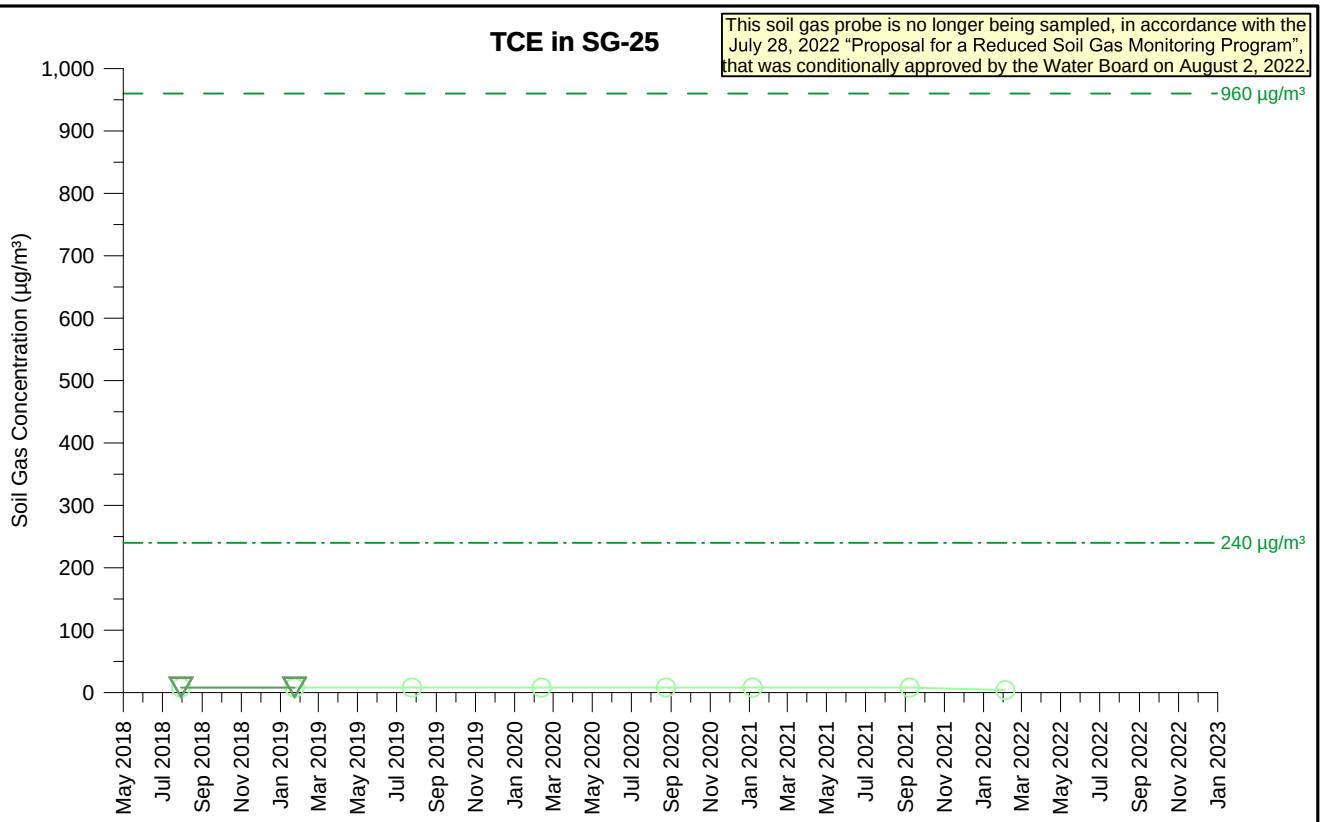

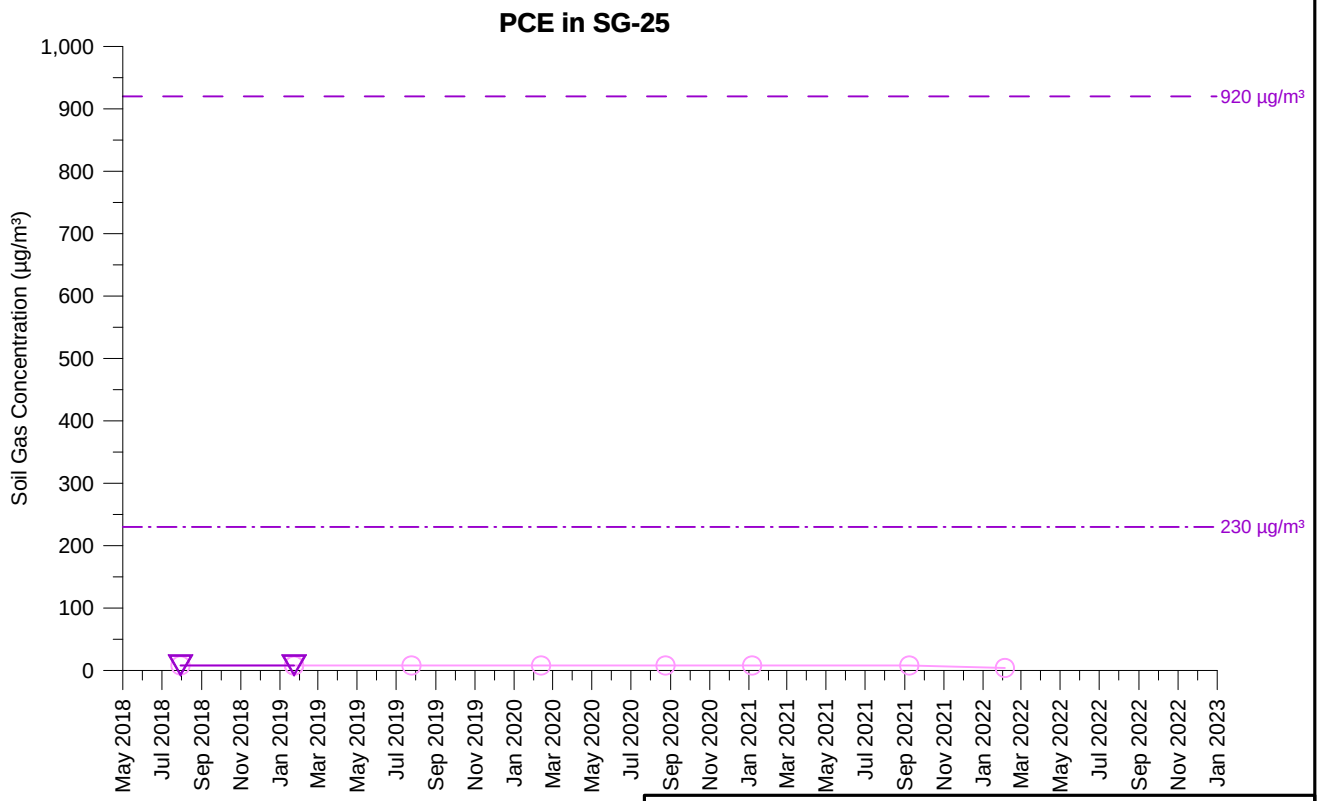

TCE Concentration (5 feet)
TCE Concentration (15 feet)
PCE Concentration (5 feet)
PCE Concentration (15 feet)

Open symbol denotes non-detect value

SG-25
TCE AND PCE SOIL GAS CONCENTRATIONS OVER TIME
PARCEL 18
Former Ford Aeronutronic Property
Newport Beach, California

wsp	By: DMO	Proj. No. 8620397107.1.1G
	Date: 2/8/2023	Figure **H-1-18**

C:\temp\fnb\graphs_H-1-018_SG-25.grf

This soil gas probe is no longer being sampled, in accordance with the July 28, 2022 "Proposal for a Reduced Soil Gas Monitoring Program", that was conditionally approved by the Water Board on August 2, 2022.

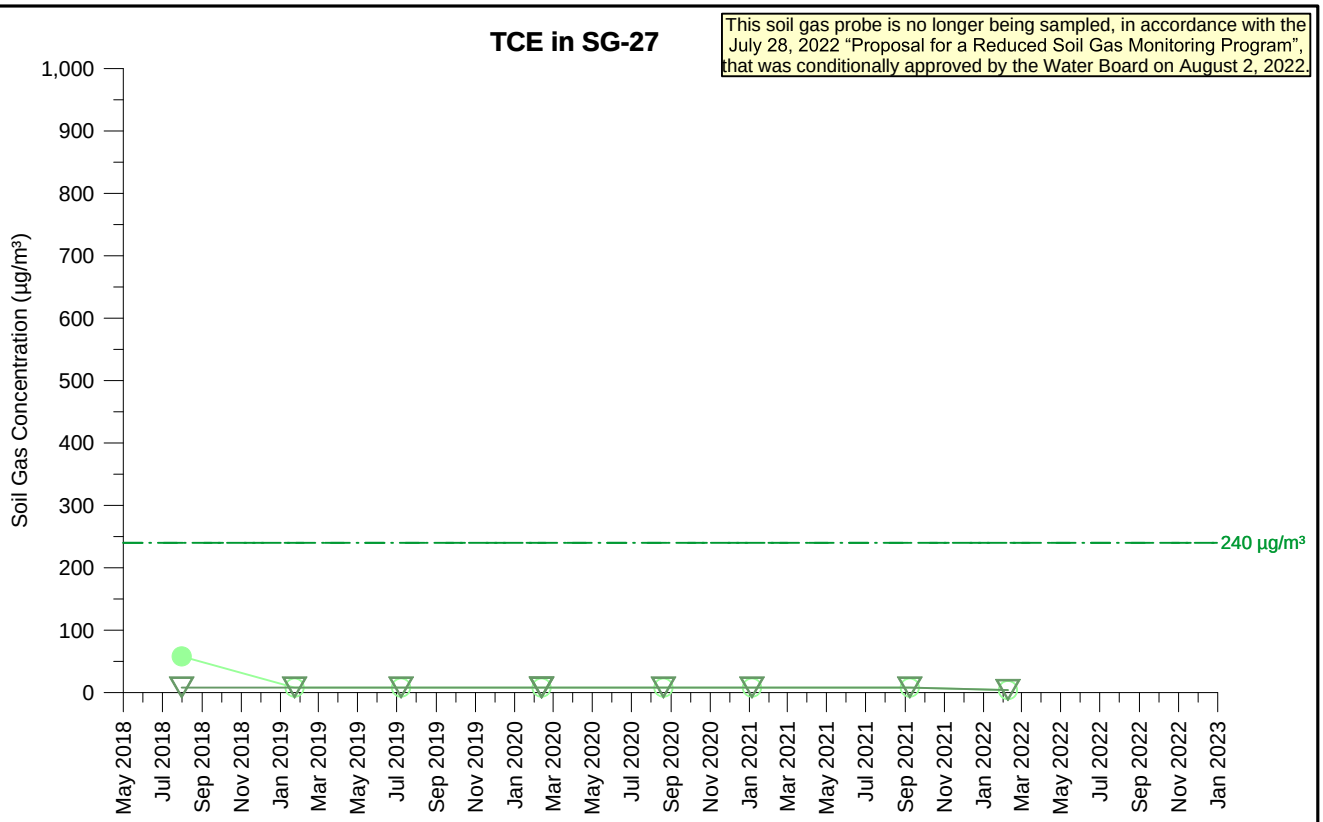

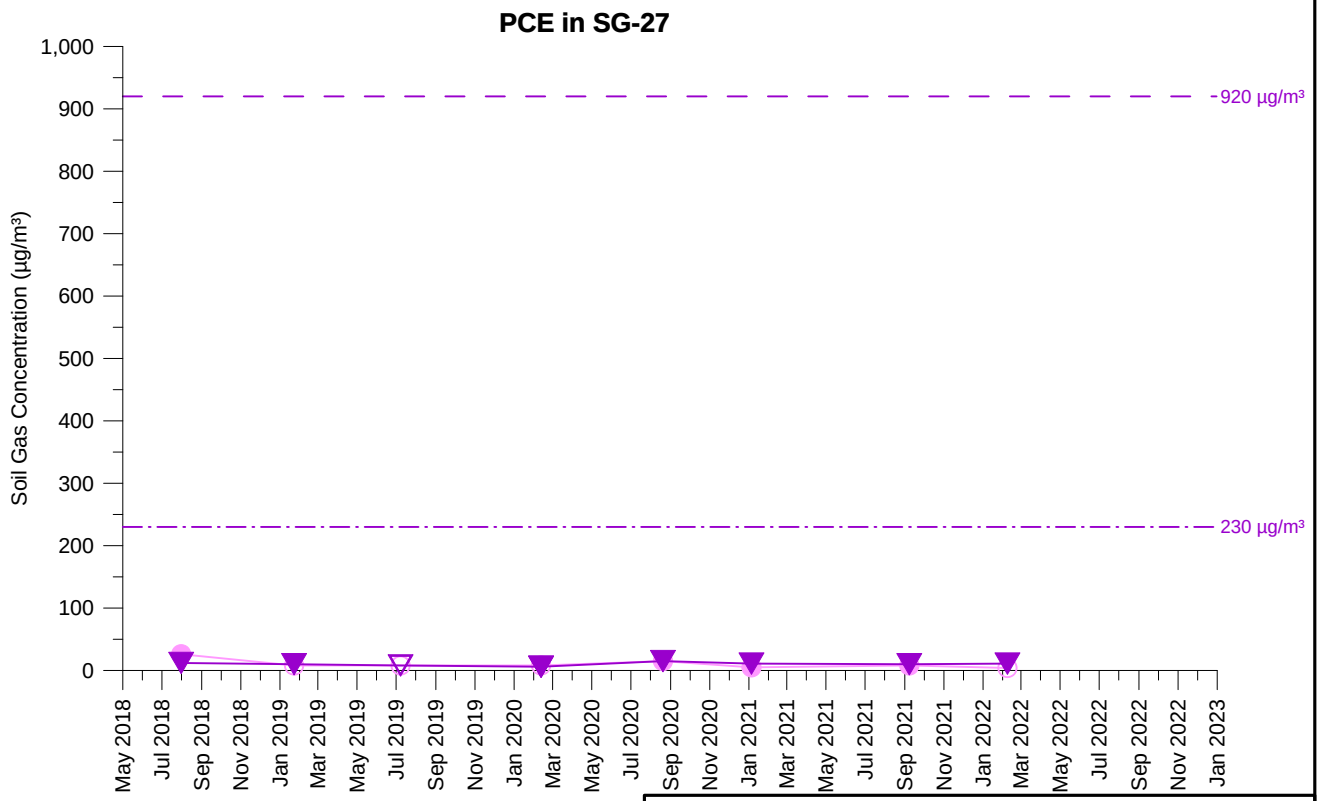

TCE Concentration (5 feet)
TCE Concentration (15 feet)
PCE Concentration (5 feet)
PCE Concentration (15 feet)

Open symbol denotes non-detect value

SG-27
TCE AND PCE SOIL GAS CONCENTRATIONS OVER TIME
PARCEL 16
Former Ford Aeronutronic Property
Newport Beach, California

wsp	By: DMO	Proj. No. 8620397107.1.1G
	Date: 2/8/2023	Figure **H-1-19**

C:\temp\fnb\graphs_H-1-019_SG-27.grf

This soil gas probe is no longer being sampled, in accordance with the July 28, 2022 "Proposal for a Reduced Soil Gas Monitoring Program", that was conditionally approved by the Water Board on August 2, 2022.

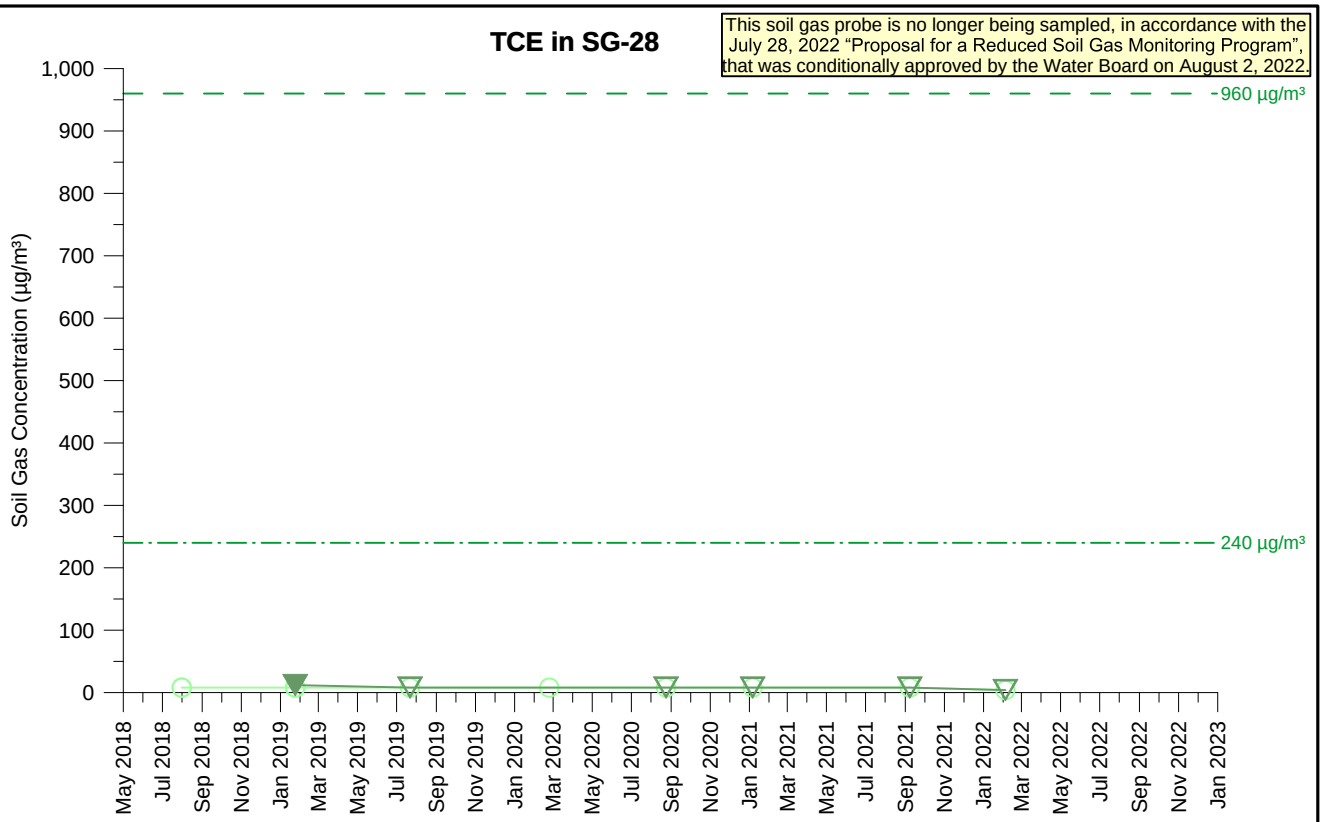

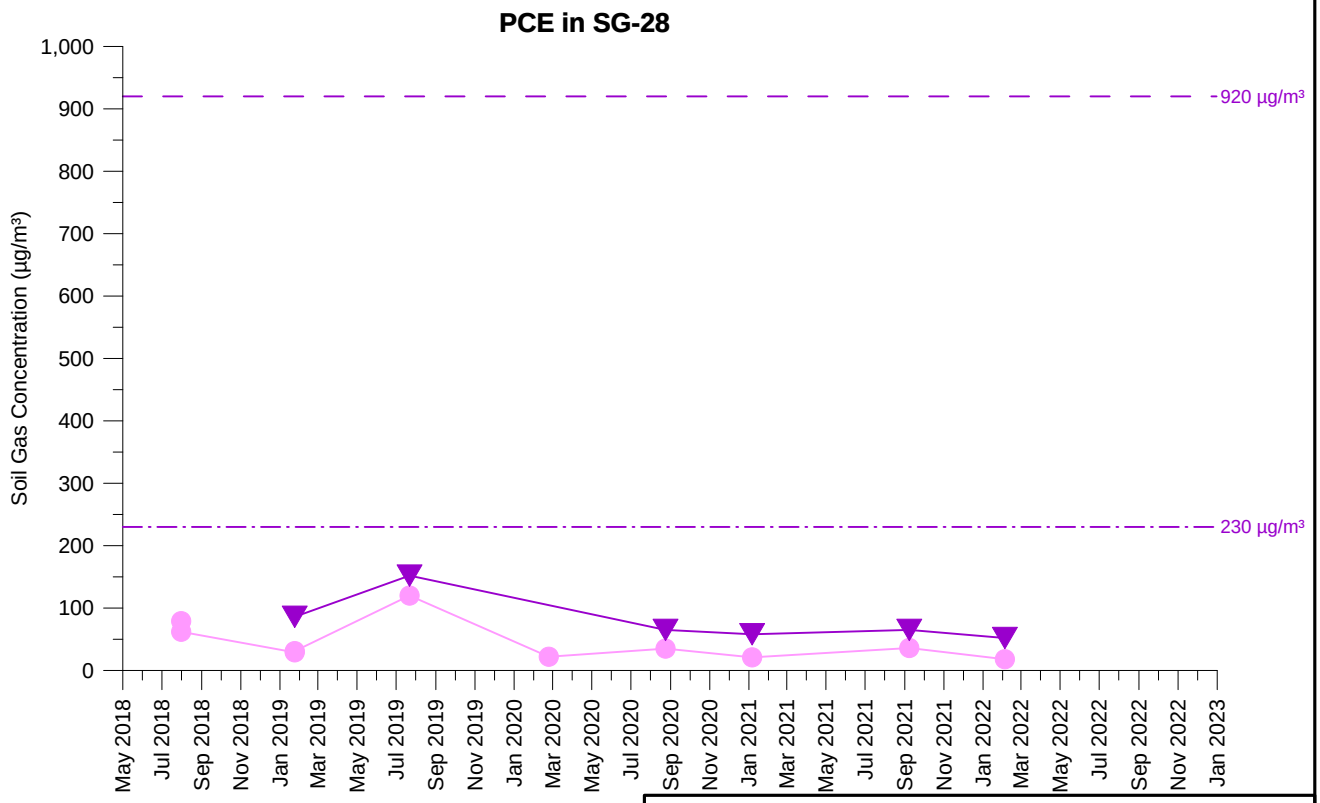

TCE Concentration (5 feet)
TCE Concentration (15 feet)
PCE Concentration (5 feet)
PCE Concentration (15 feet)

Open symbol denotes non-detect value

SG-28
TCE AND PCE SOIL GAS CONCENTRATIONS OVER TIME
PARCEL 20
Former Ford Aeronutronic Property
Newport Beach, California

wsp	By: DMO	Proj. No. 8620397107.1.1G
	Date: 2/8/2023	Figure **H-1-20**

C:\temp\fnb\graphs_H-1-020_SG-28.grf

This soil gas probe is no longer being sampled, in accordance with the July 28, 2022 "Proposal for a Reduced Soil Gas Monitoring Program", that was conditionally approved by the Water Board on August 2, 2022.

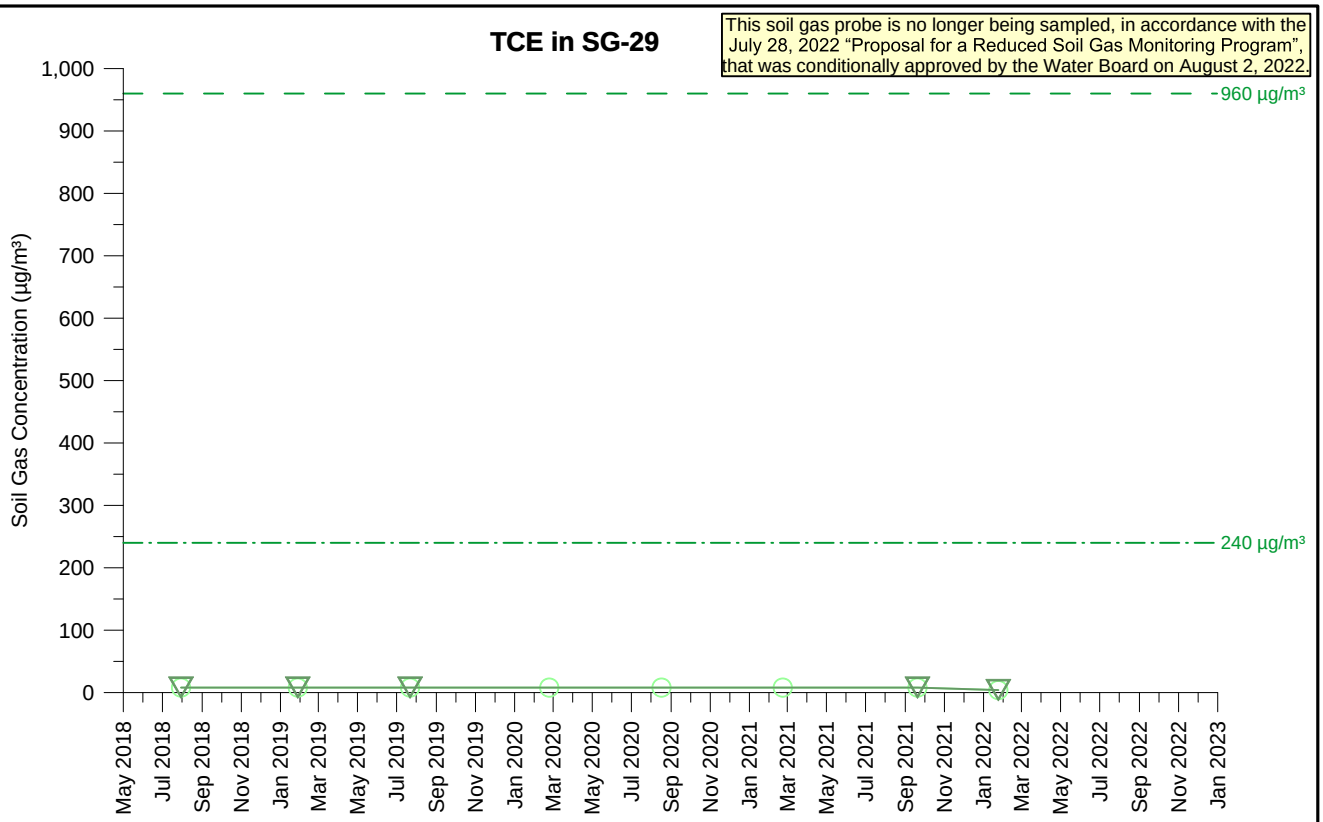

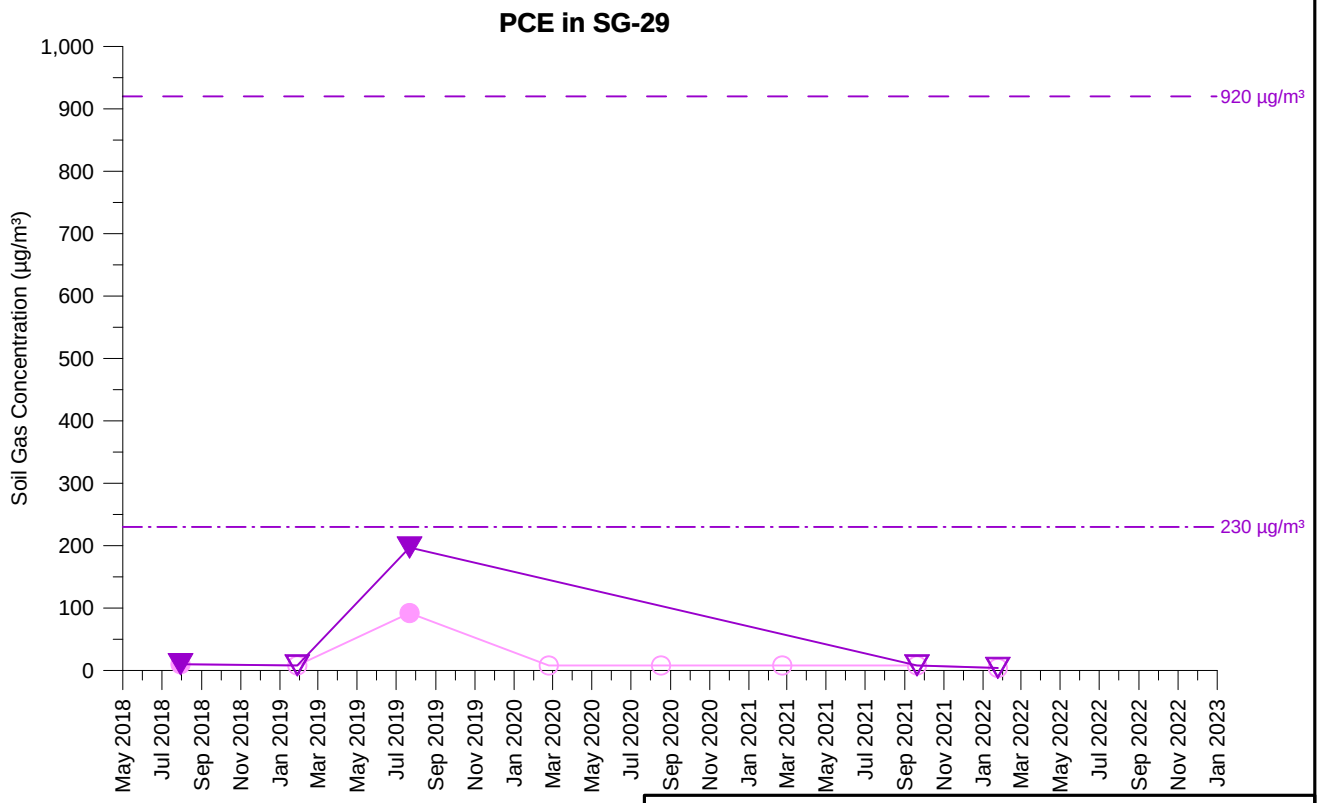

TCE Concentration (5 feet)
TCE Concentration (15 feet)
PCE Concentration (5 feet)
PCE Concentration (15 feet)

Open symbol denotes non-detect value

SG-29
TCE AND PCE SOIL GAS CONCENTRATIONS OVER TIME
PARCEL 15
Former Ford Aeronutronic Property
Newport Beach, California

wsp	By: DMO	Proj. No. 8620397107.1.1G
	Date: 2/8/2023	Figure **H-1-21**

C:\temp\fnb\graphs_H-1-021_SG-29.grf

This soil gas probe is no longer being sampled, in accordance with the July 28, 2022 "Proposal for a Reduced Soil Gas Monitoring Program", that was conditionally approved by the Water Board on August 2, 2022.

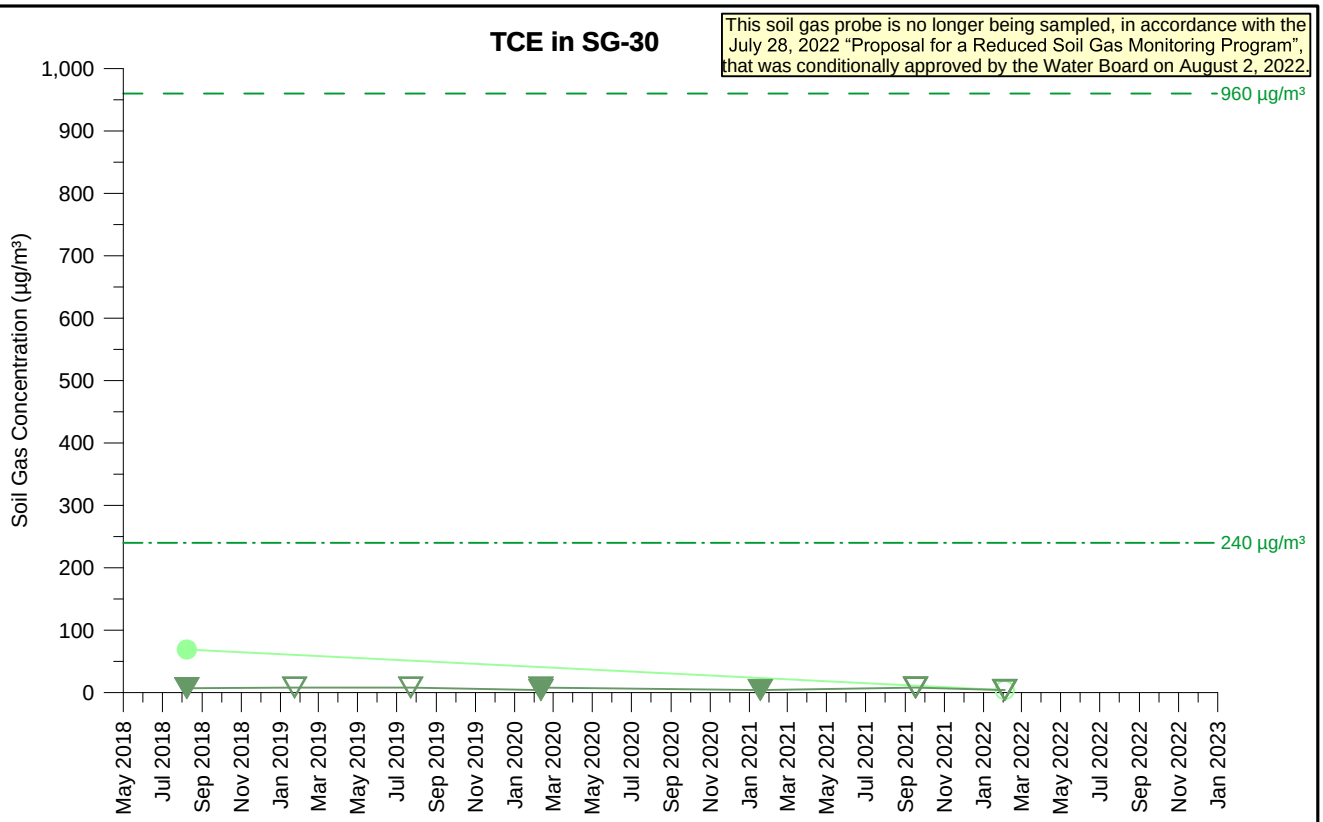

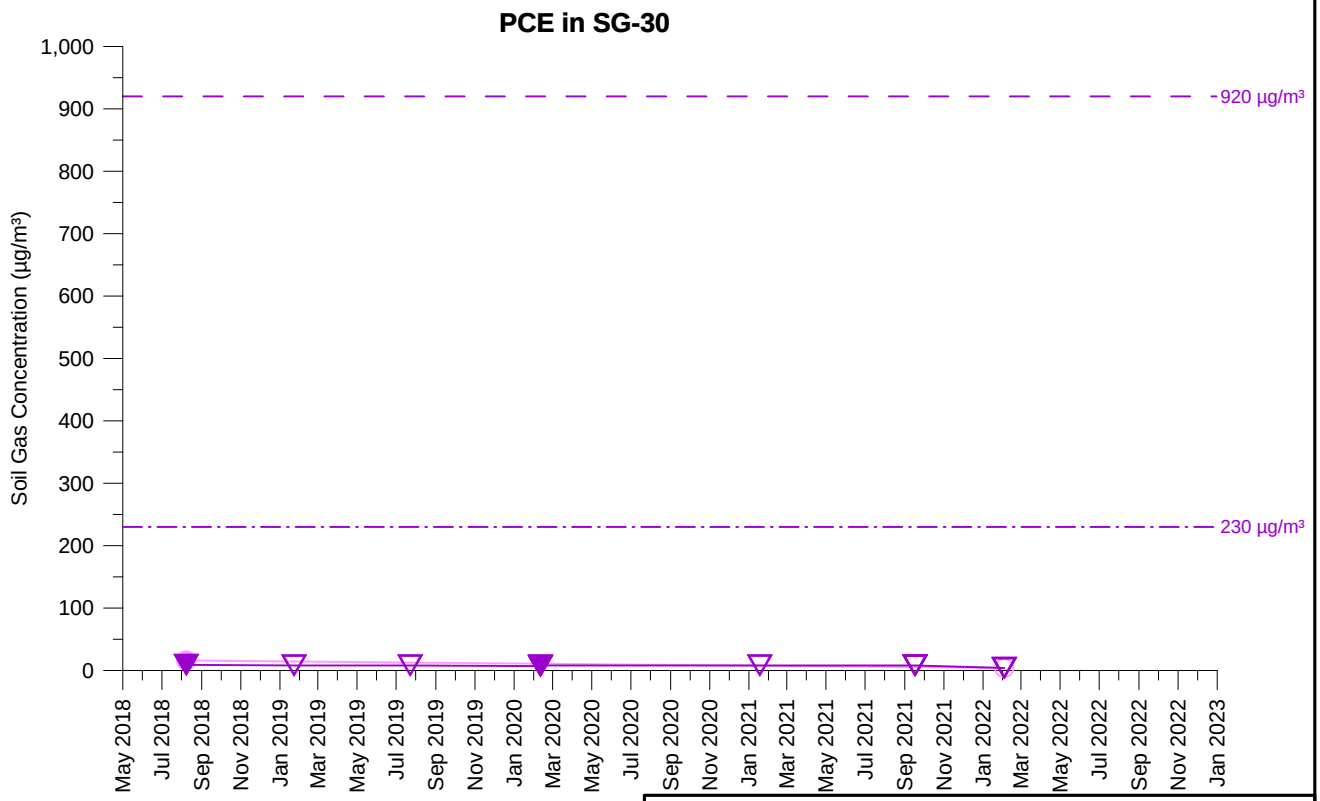

TCE Concentration (5 feet)
TCE Concentration (15 feet)
PCE Concentration (5 feet)
PCE Concentration (15 feet)
Open symbol denotes non-detect value

SG-30
TCE AND PCE SOIL GAS CONCENTRATIONS OVER TIME
PARCEL 13
Former Ford Aeronutronic Property
Newport Beach, California

wsp	By: DMO	Proj. No. 8620397107.1.1G
	Date: 2/8/2023	Figure **H-1-22**

C:\temp\fnb\graphs_H-1-022_SG-30.grf

This soil gas probe is no longer being sampled, in accordance with the July 28, 2022 "Proposal for a Reduced Soil Gas Monitoring Program", that was conditionally approved by the Water Board on August 2, 2022.

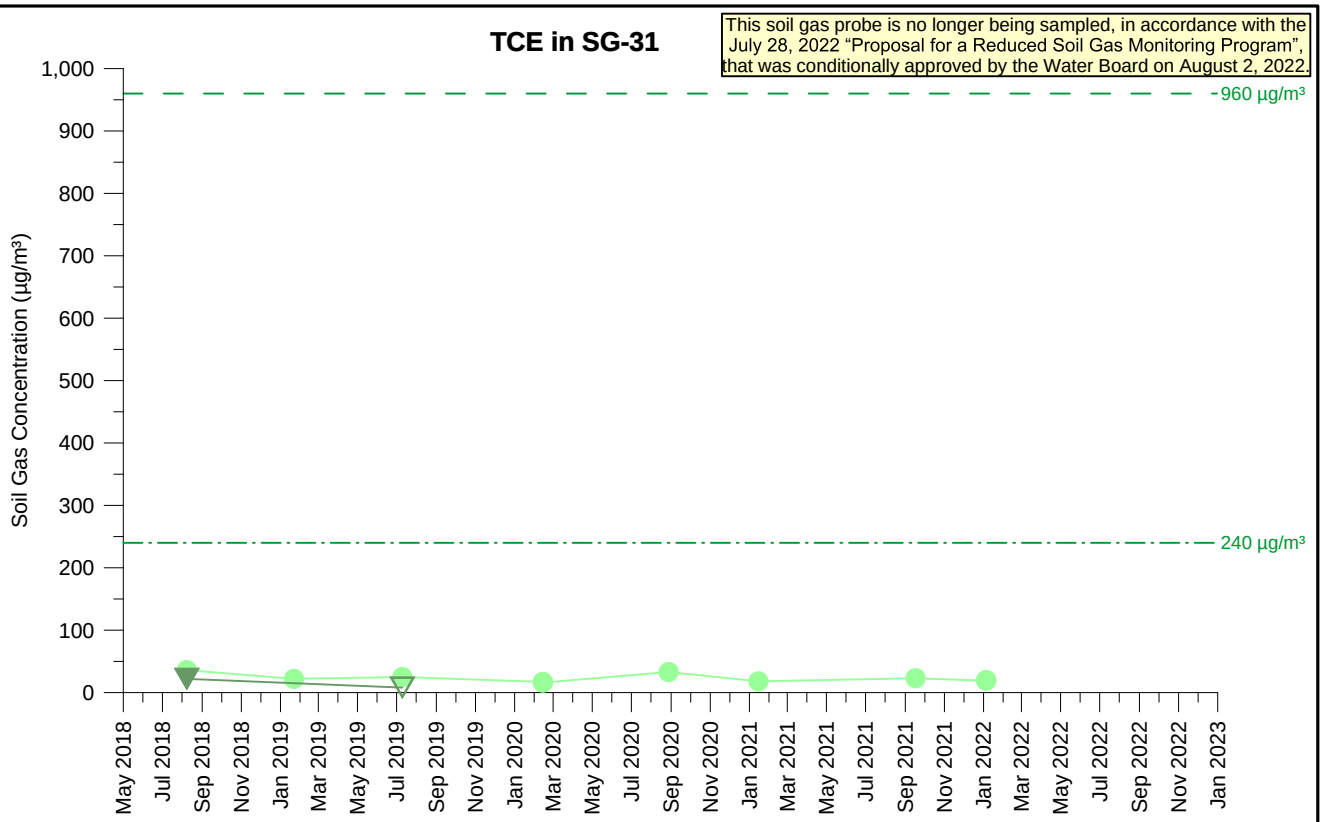

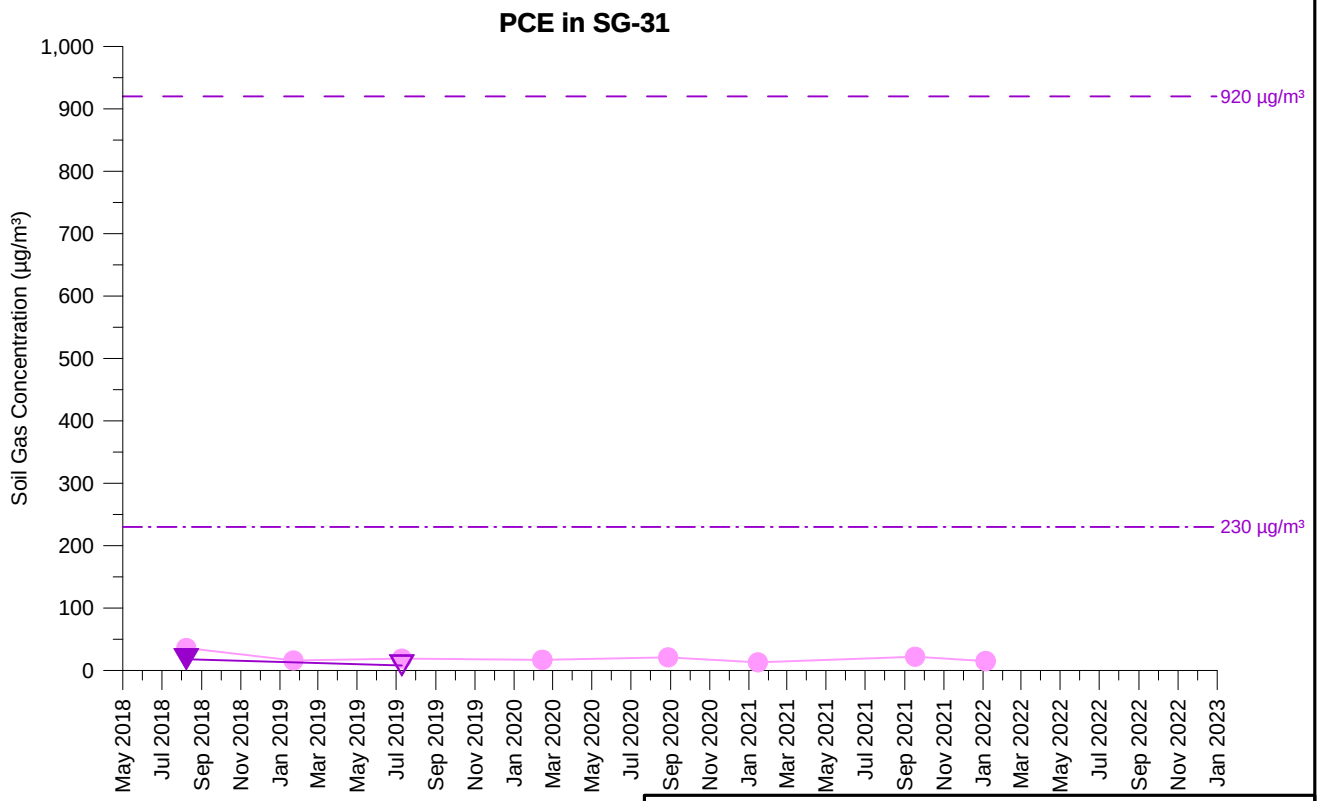

TCE Concentration (5 feet)
TCE Concentration (15 feet)
PCE Concentration (5 feet)
PCE Concentration (15 feet)

Open symbol denotes non-detect value

SG-31
TCE AND PCE SOIL GAS CONCENTRATIONS OVER TIME
PARCEL 13
Former Ford Aeronutronic Property
Newport Beach, California

wsp	By: DMO	Proj. No. 8620397107.1.1G
	Date: 2/8/2023	Figure **H-1-23**

C:\temp\fnb\graphs_H-1-023_SG-31.grf

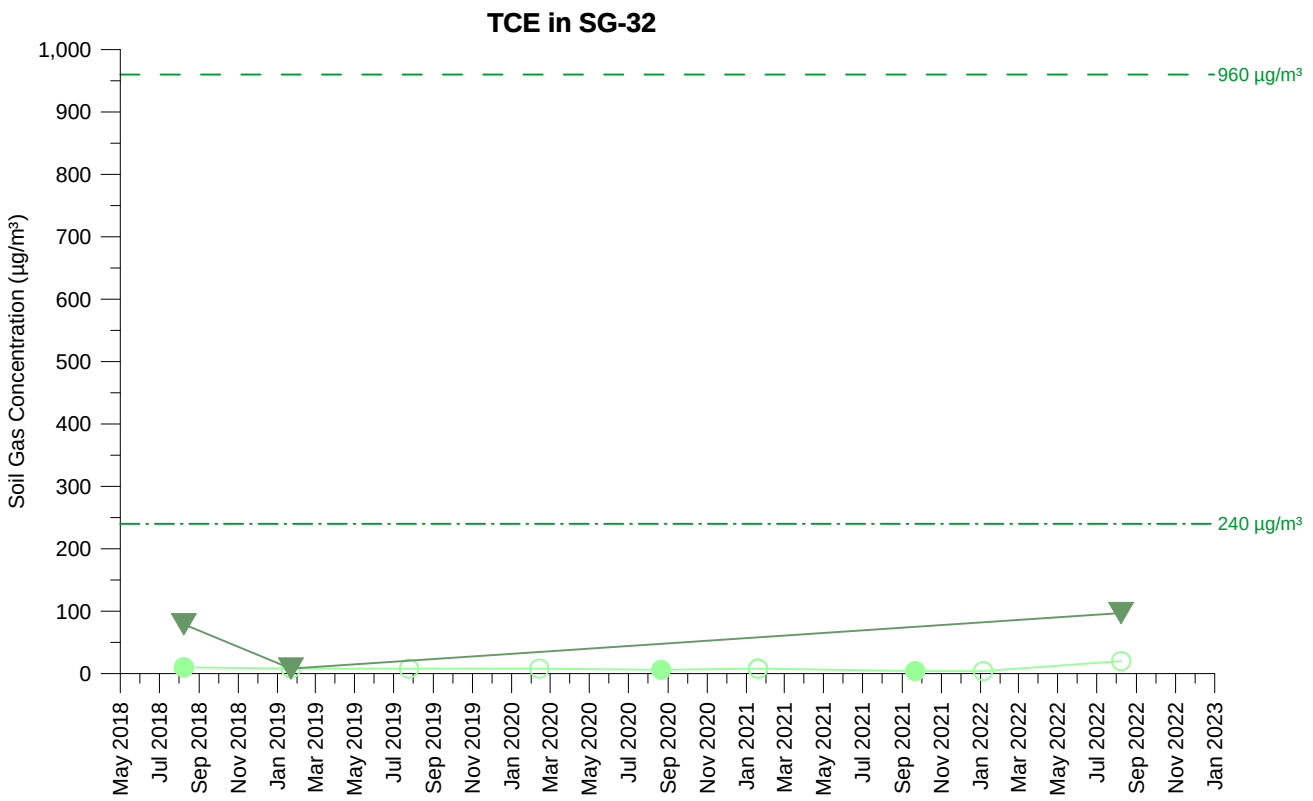

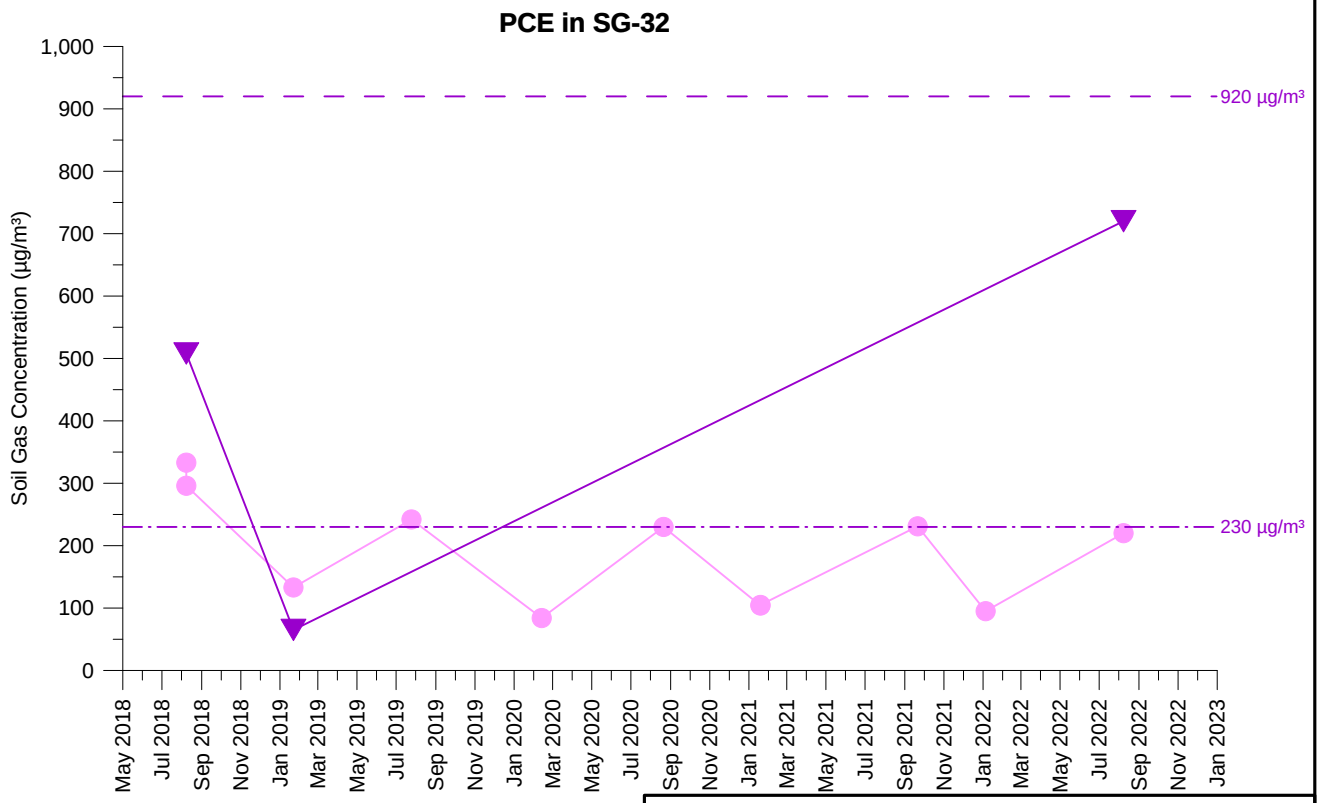

TCE Concentration (5 feet)
TCE Concentration (15 feet)
PCE Concentration (5 feet)
PCE Concentration (15 feet)

Open symbol denotes non-detect value

SG-32
TCE AND PCE SOIL GAS CONCENTRATIONS OVER TIME
PARCEL 13
Former Ford Aeronutronic Property
Newport Beach, California

wsp	By: DMO	Proj. No. 8620397107.1.1G
	Date: 2/8/2023	Figure **H-1-24**

C:\temp\fnb\graphs_H-1-024_SG-32.grf

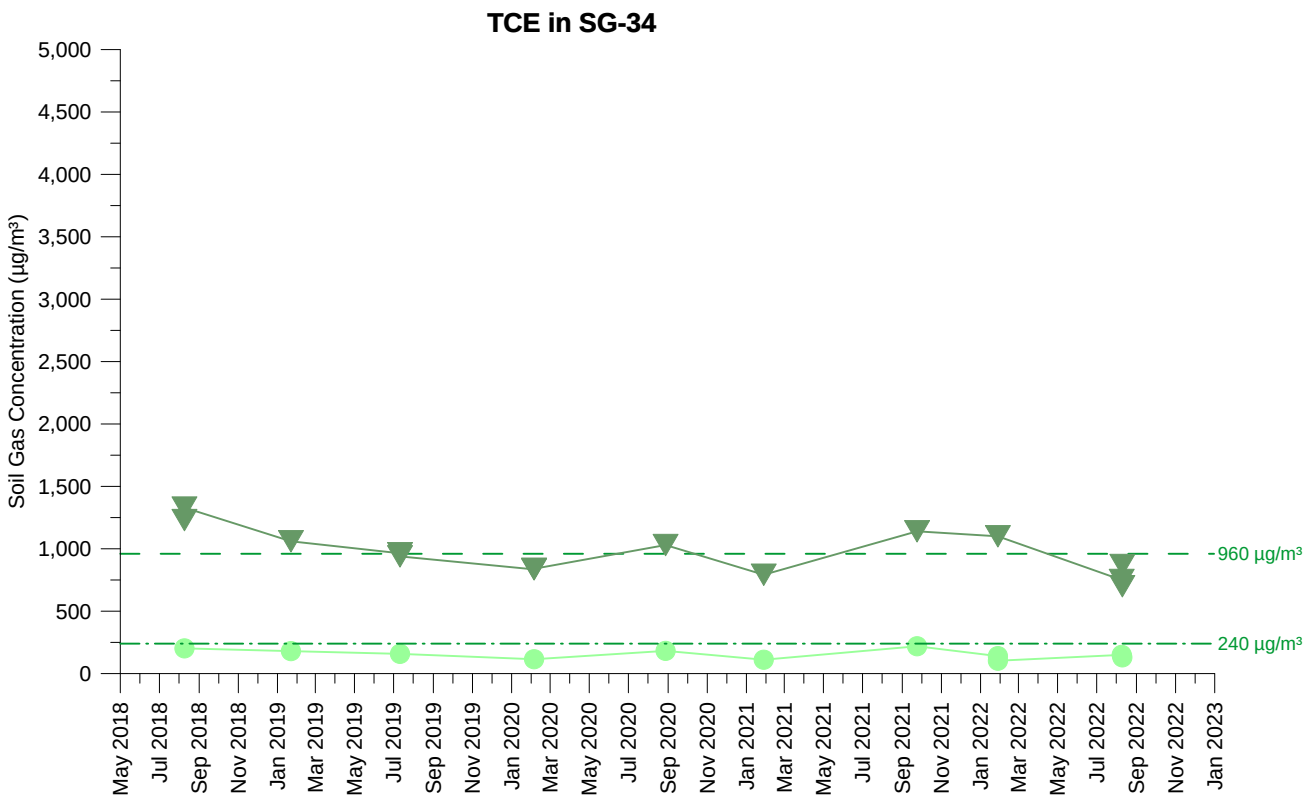

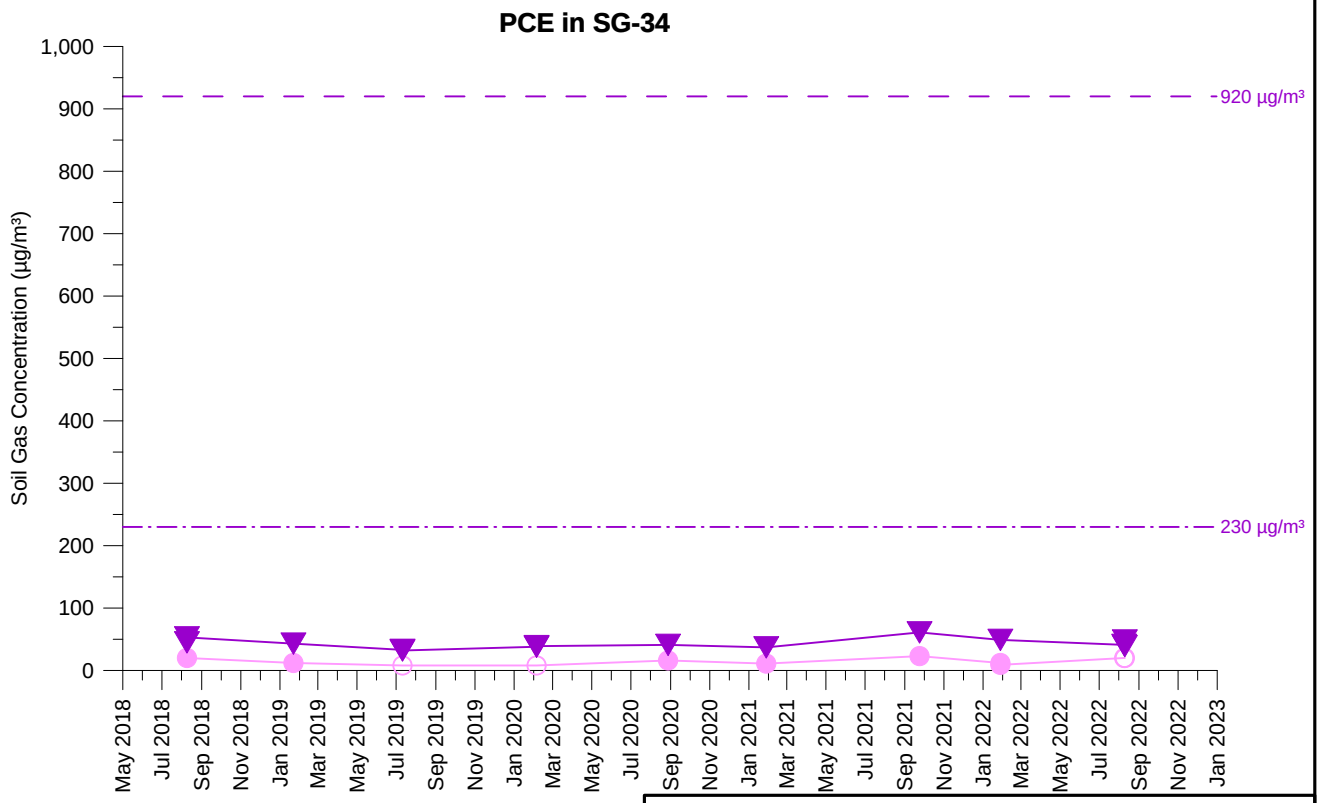

TCE Concentration (5 feet)
TCE Concentration (15 feet)
PCE Concentration (5 feet)
PCE Concentration (15 feet)

Open symbol denotes non-detect value

SG-34
TCE AND PCE SOIL GAS CONCENTRATIONS OVER TIME
PARCEL 13
Former Ford Aeronutronic Property
Newport Beach, California

wsp	By: DMO	Proj. No. 8620397107.1.1G
	Date: 2/8/2023	Figure **H-1-25**

C:\temp\fnb\graphs_H-1-025_SG-34.grf

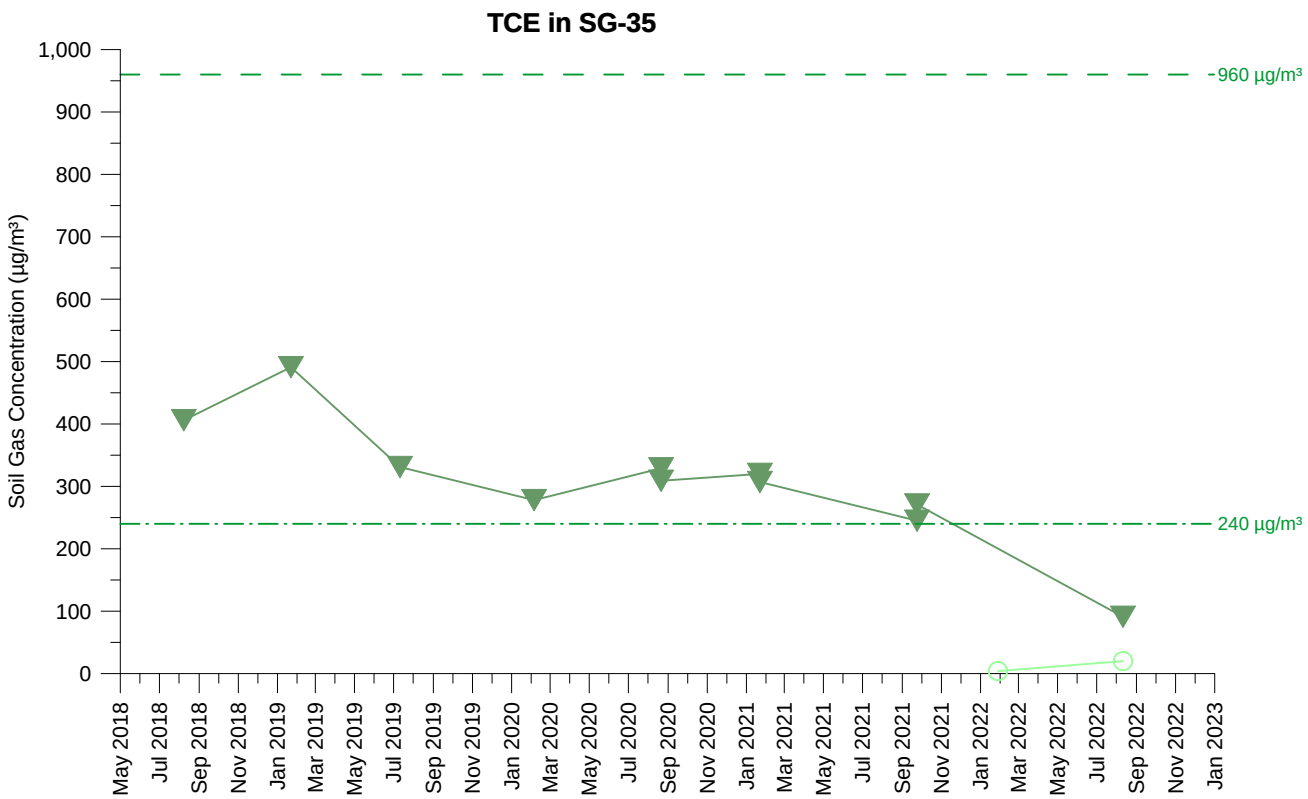

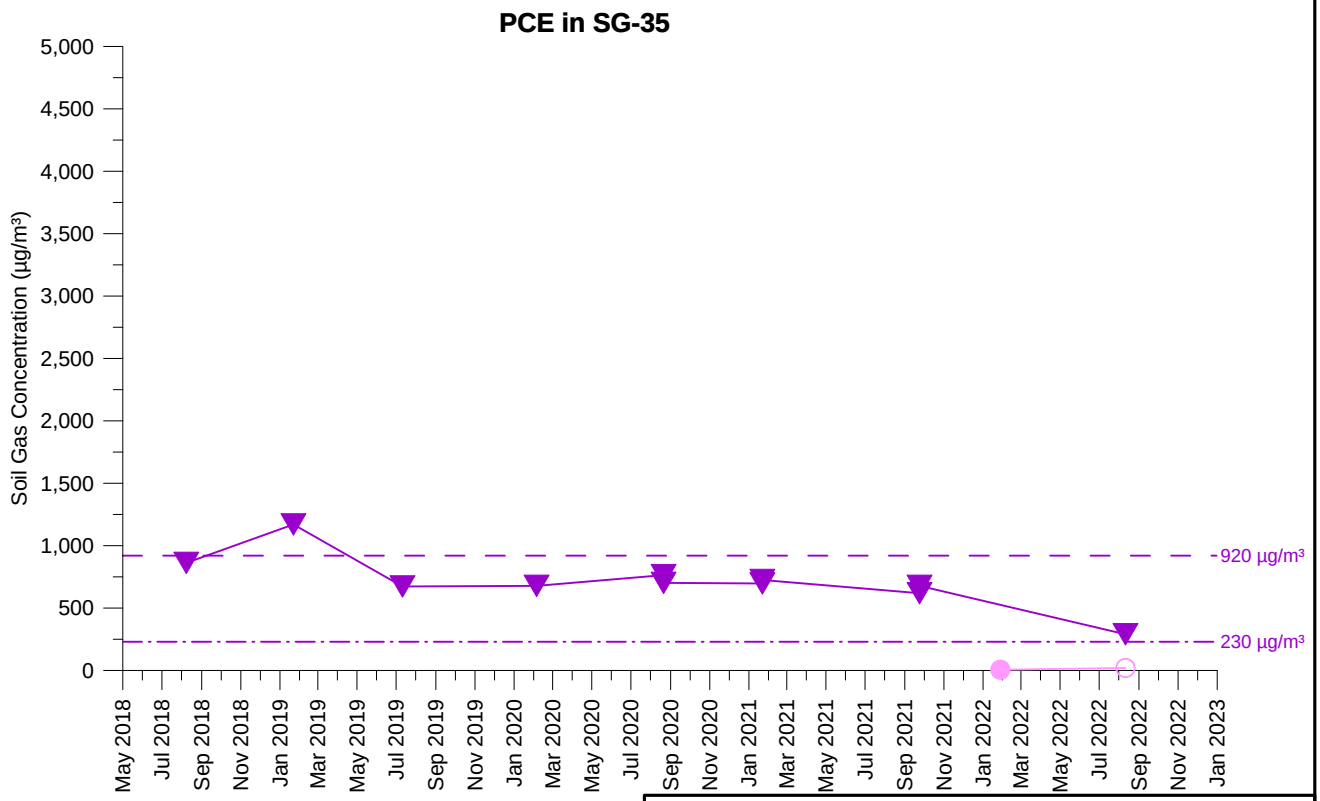

TCE Concentration (5 feet)
TCE Concentration (15 feet)
PCE Concentration (5 feet)
PCE Concentration (15 feet)

Open symbol denotes non-detect value

SG-35
TCE AND PCE SOIL GAS CONCENTRATIONS OVER TIME
PARCEL 13
Former Ford Aeronutronic Property
Newport Beach, California

wsp	By: DMO	Proj. No. 8620397107.1.1G
	Date: 2/8/2023	Figure **H-1-26**

C:\temp\fnb\graphs_H-1-026_SG-35.grf

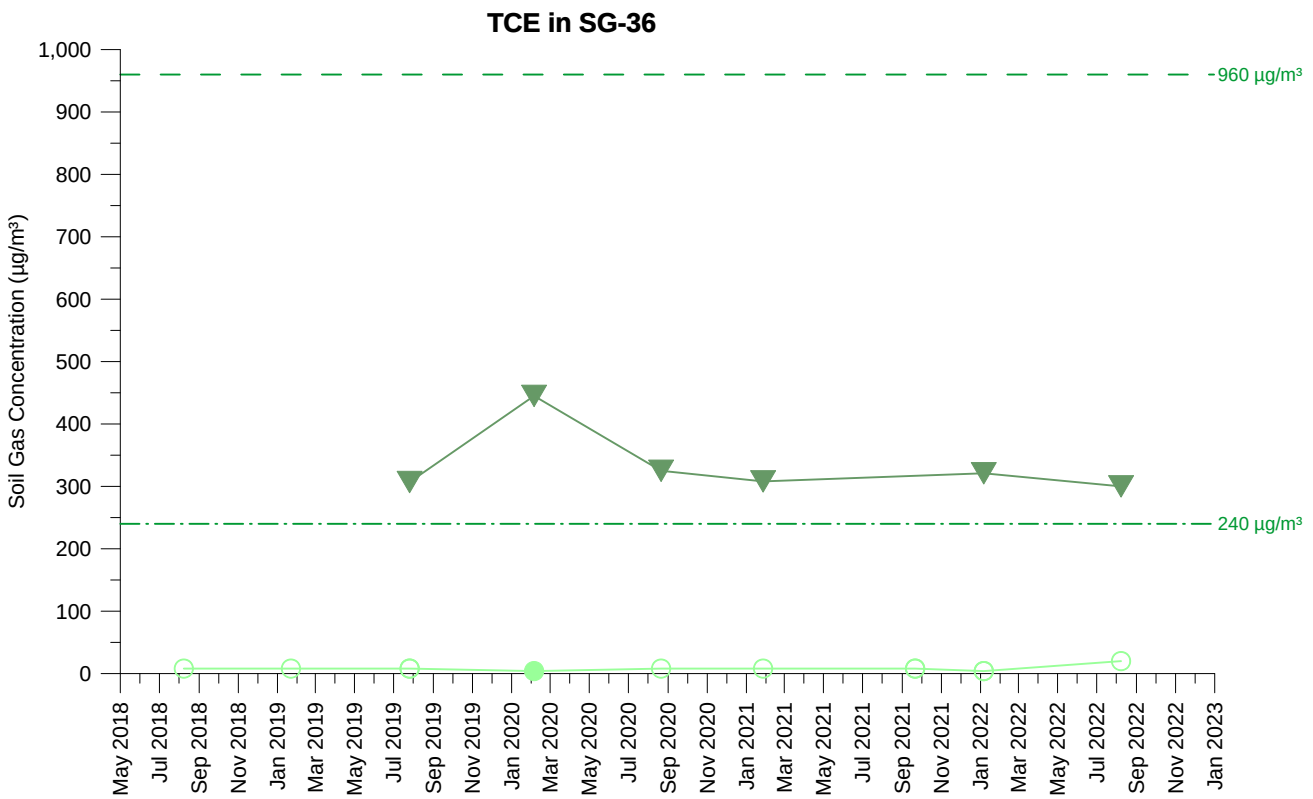

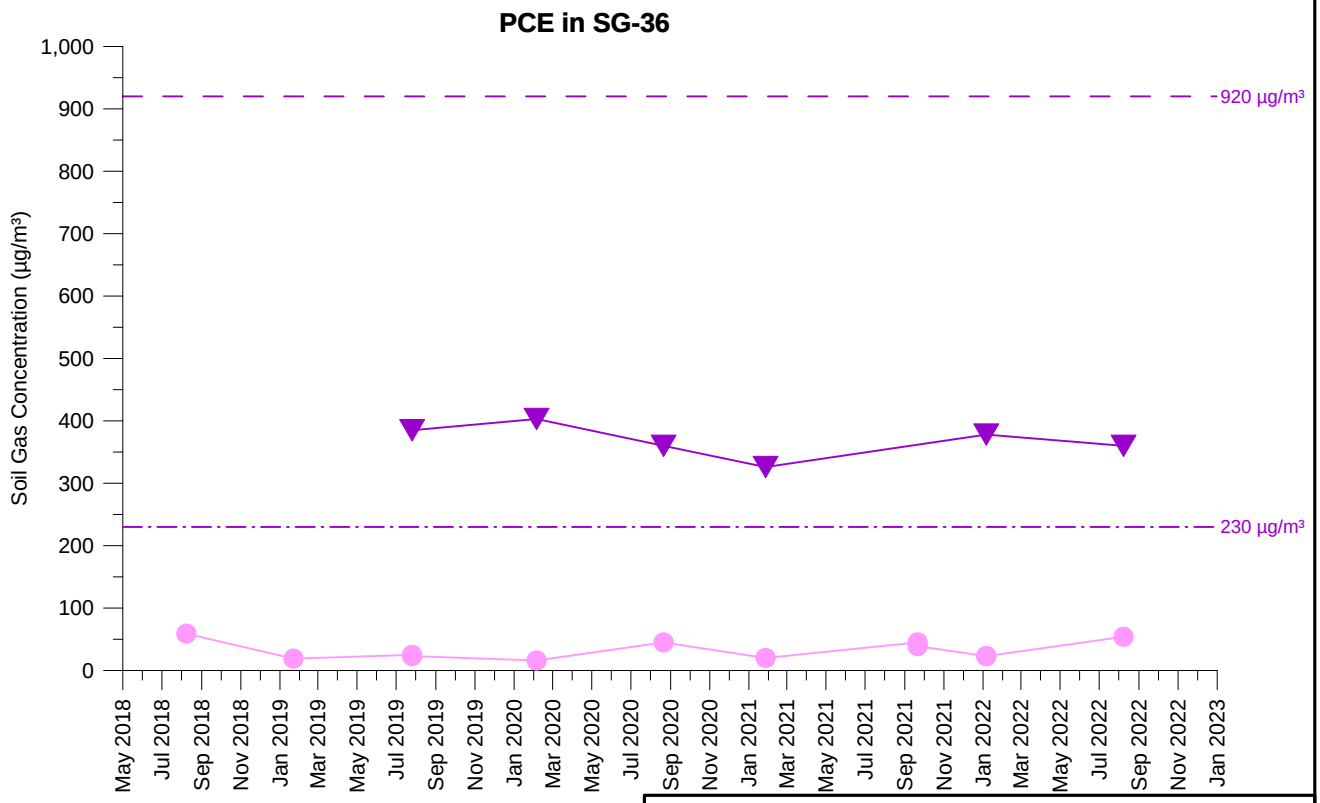

TCE Concentration (5 feet)
TCE Concentration (15 feet)
PCE Concentration (5 feet)
PCE Concentration (15 feet)

Open symbol denotes non-detect value

SG-36
TCE AND PCE SOIL GAS CONCENTRATIONS OVER TIME
PARCEL 13
Former Ford Aeronutronic Property
Newport Beach, California

wsp	By: DMO	Proj. No. 8620397107.1.1G
	Date: 2/8/2023	Figure **H-1-27**

C:\temp\fnb\graphs_H-1-027_SG-36.grf

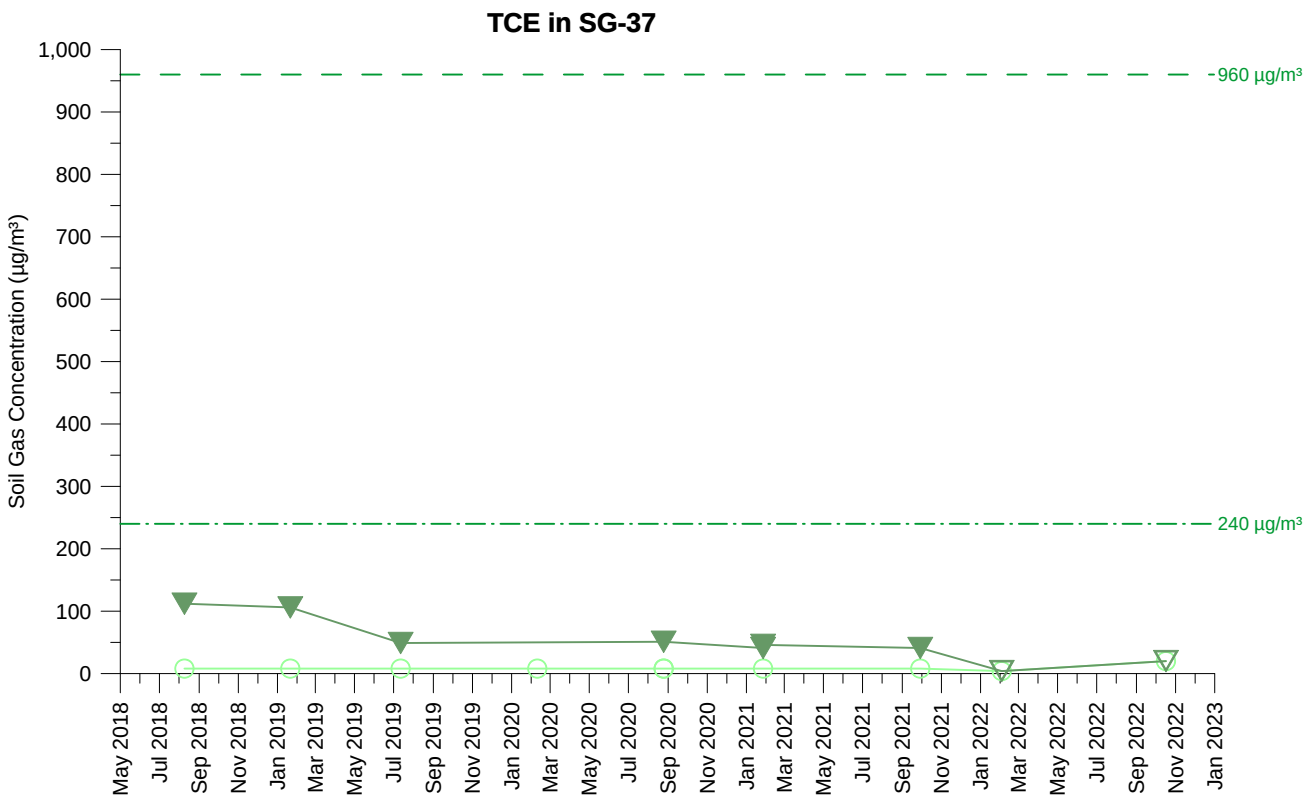

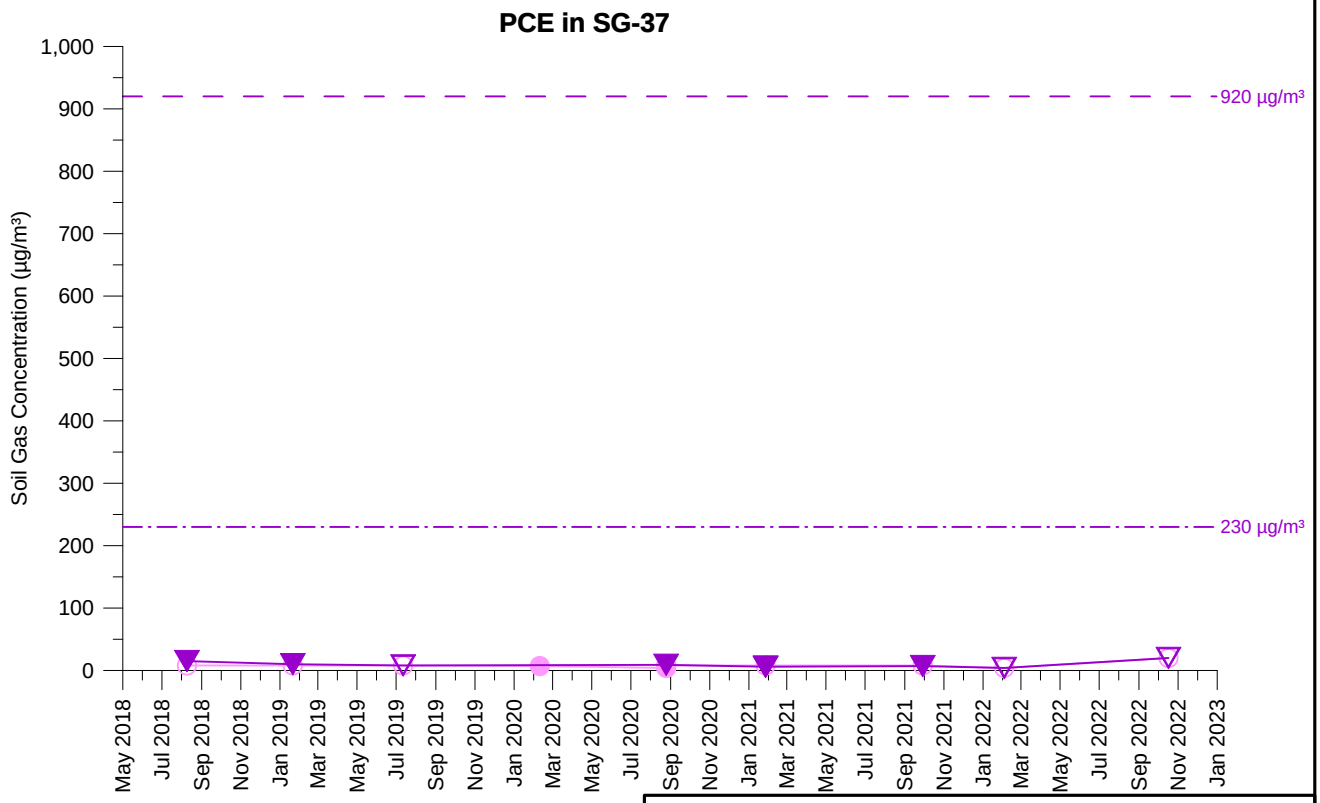

TCE Concentration (5 feet)
TCE Concentration (15 feet)
PCE Concentration (5 feet)
PCE Concentration (15 feet)

Open symbol denotes non-detect value

SG-37
TCE AND PCE SOIL GAS CONCENTRATIONS OVER TIME
PARCEL 12
Former Ford Aeronutronic Property
Newport Beach, California

wsp	By: DMO	Proj. No. 8620397107.1.1G
	Date: 2/8/2023	Figure **H-1-28**

C:\temp\fnb\graphs_H-1-028_SG-37.grf

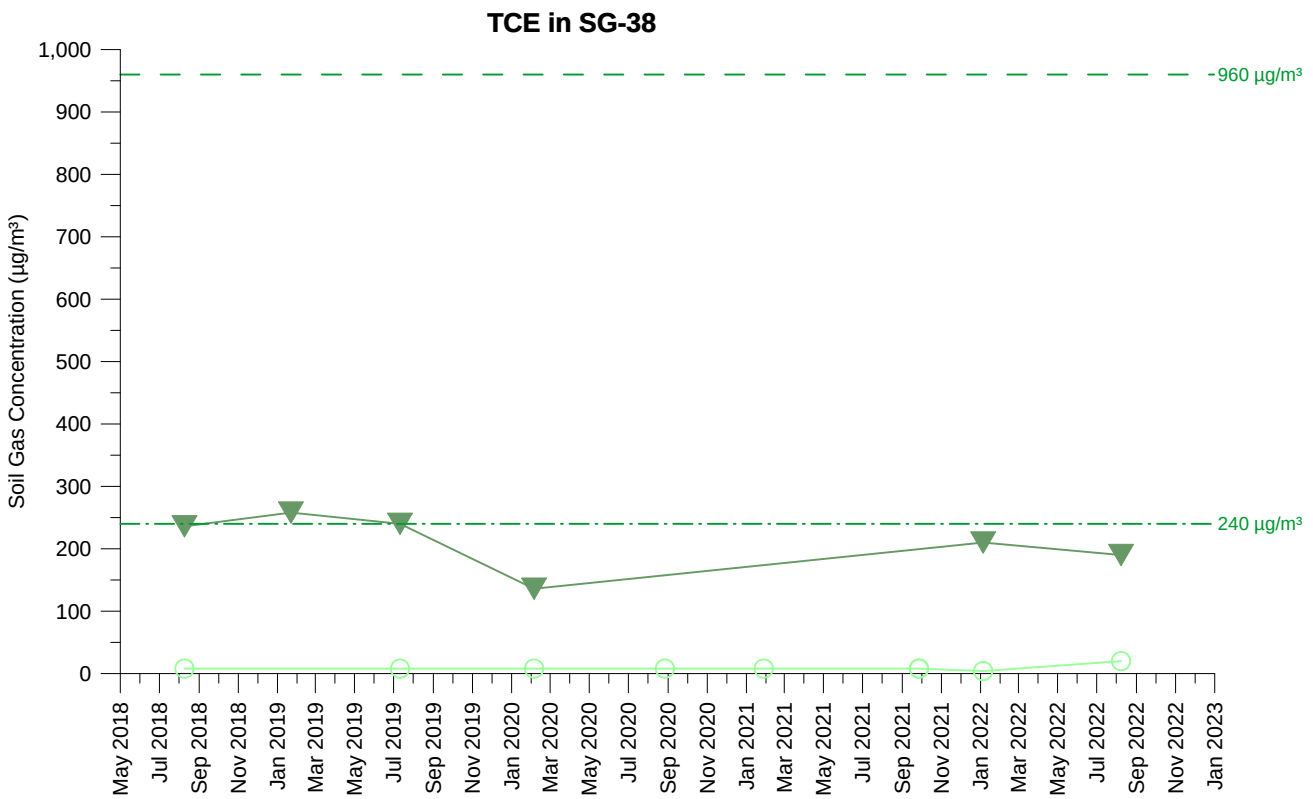

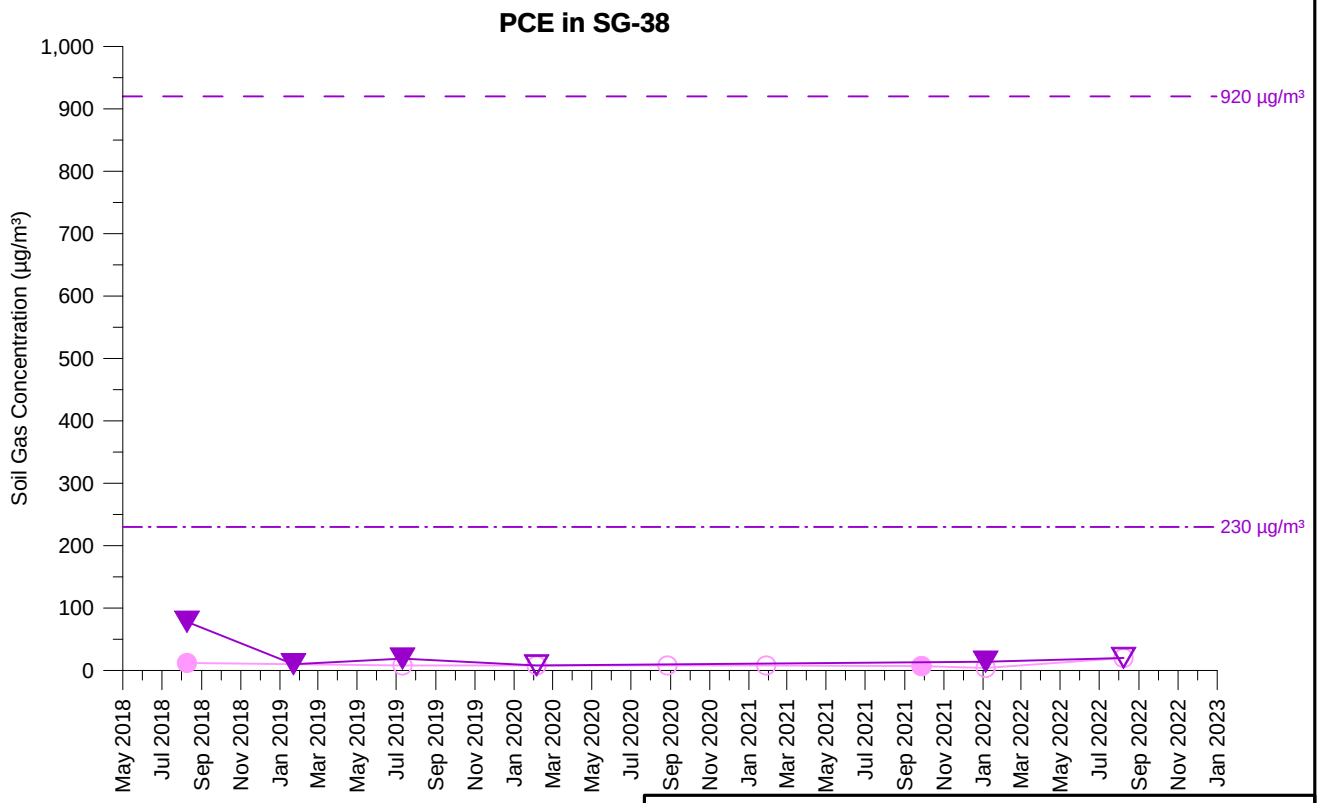

TCE Concentration (5 feet)
TCE Concentration (15 feet)
PCE Concentration (5 feet)
PCE Concentration (15 feet)

Open symbol denotes non-detect value

SG-38
TCE AND PCE SOIL GAS CONCENTRATIONS OVER TIME
PARCEL 13
Former Ford Aeronutronic Property
Newport Beach, California

wsp	By: DMO	Proj. No. 8620397107.1.1G
	Date: 2/8/2023	Figure **H-1-29**

C:\temp\fnb\graphs_H-1-029_SG-38.grf

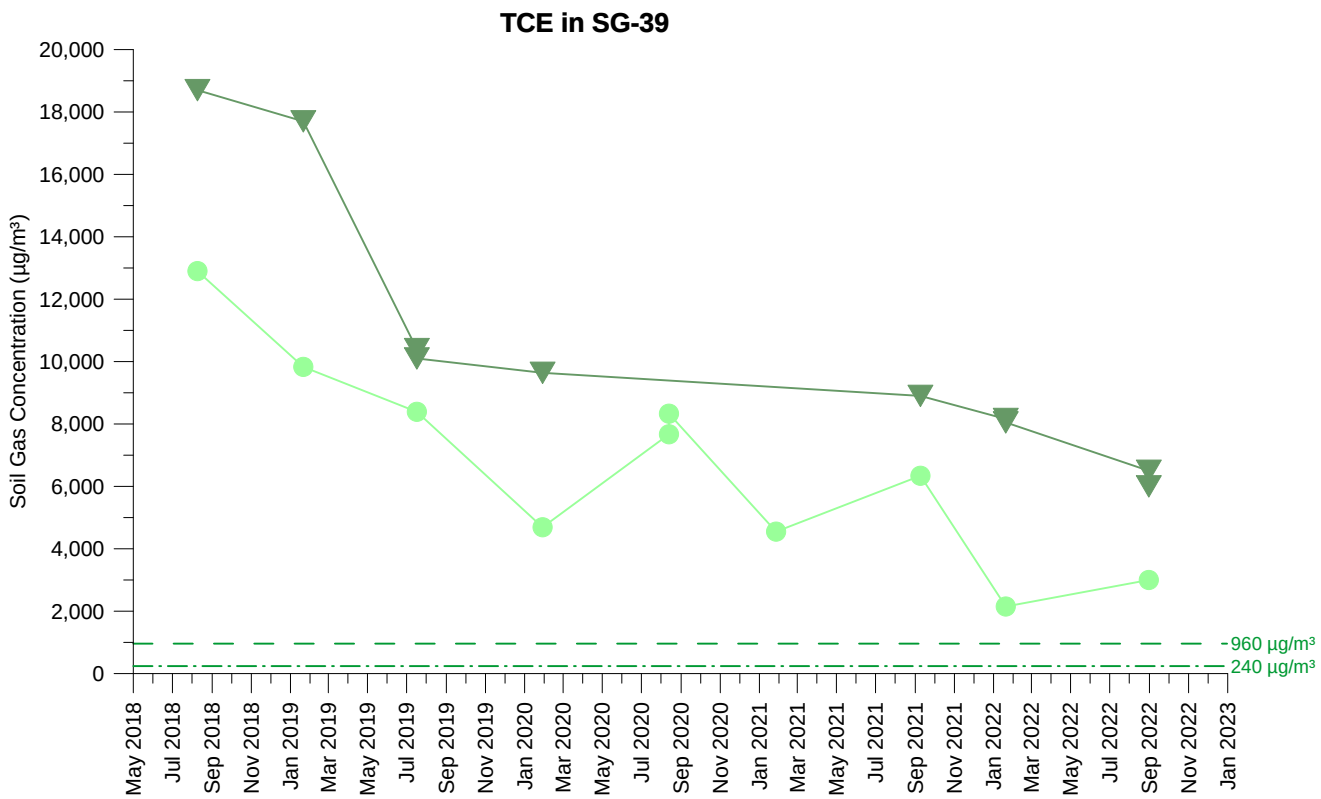

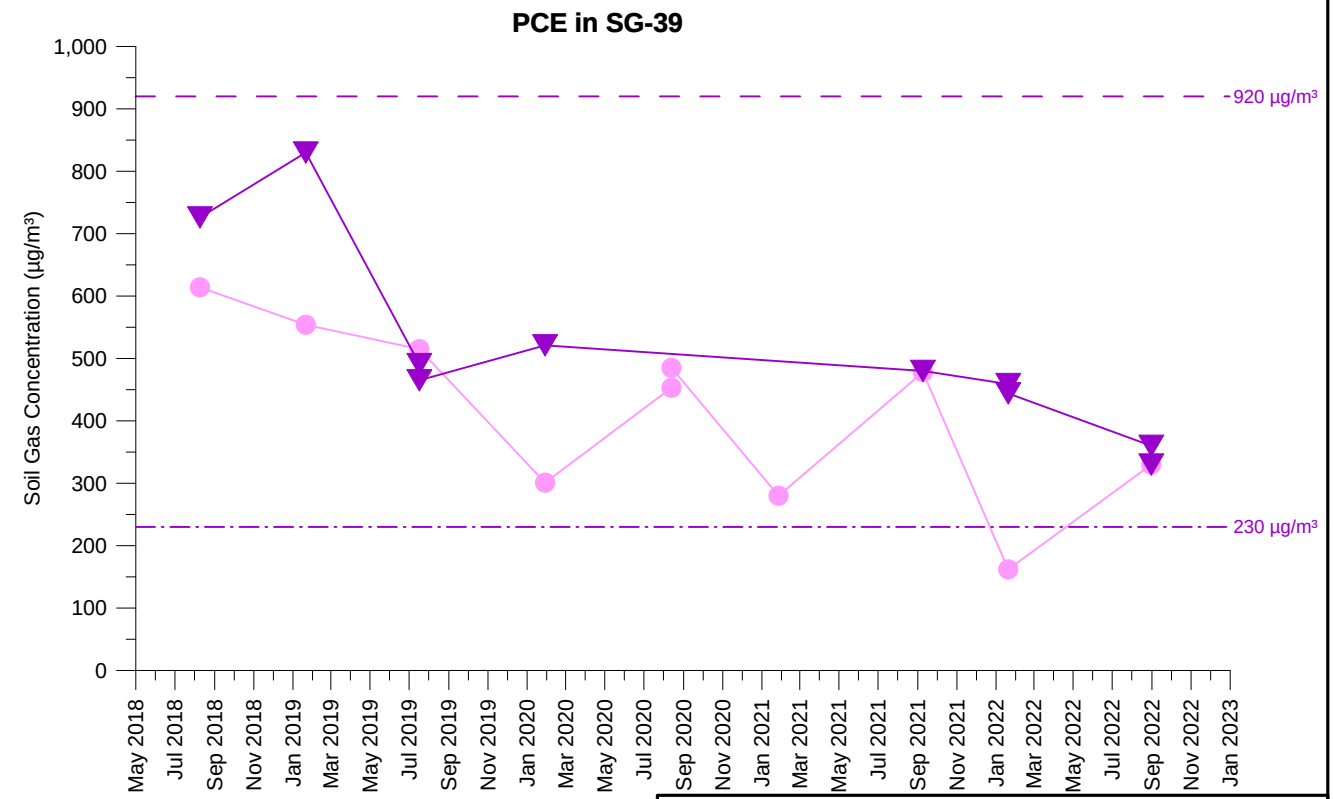

TCE Concentration (5 feet)
TCE Concentration (15 feet)
PCE Concentration (5 feet)
PCE Concentration (15 feet)

Open symbol denotes non-detect value

SG-39
TCE AND PCE SOIL GAS CONCENTRATIONS OVER TIME
PARCEL 11
Former Ford Aeronutronic Property
Newport Beach, California

wsp	By: DMO	Proj. No. 8620397107.1.1G
	Date: 2/8/2023	Figure **H-1-30**

C:\temp\fnb\graphs_H-1-030_SG-39.grf

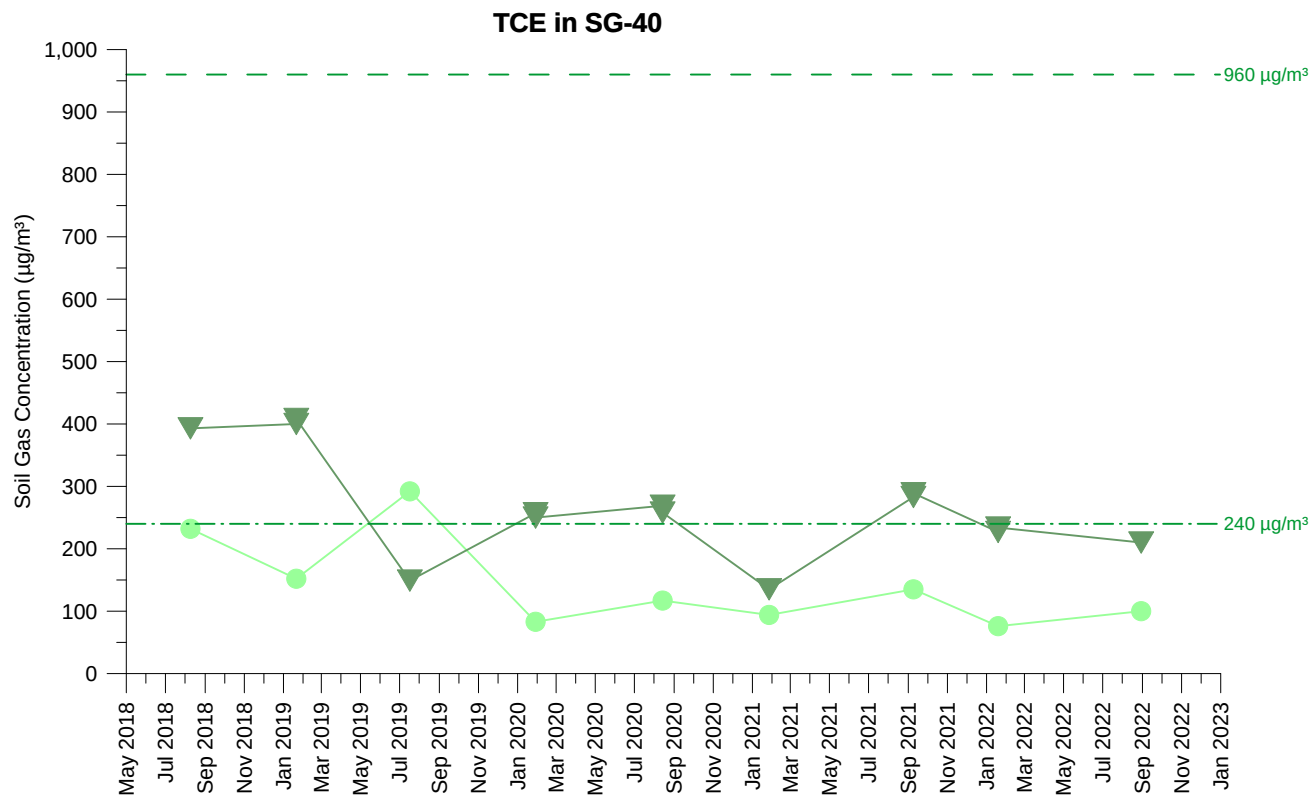

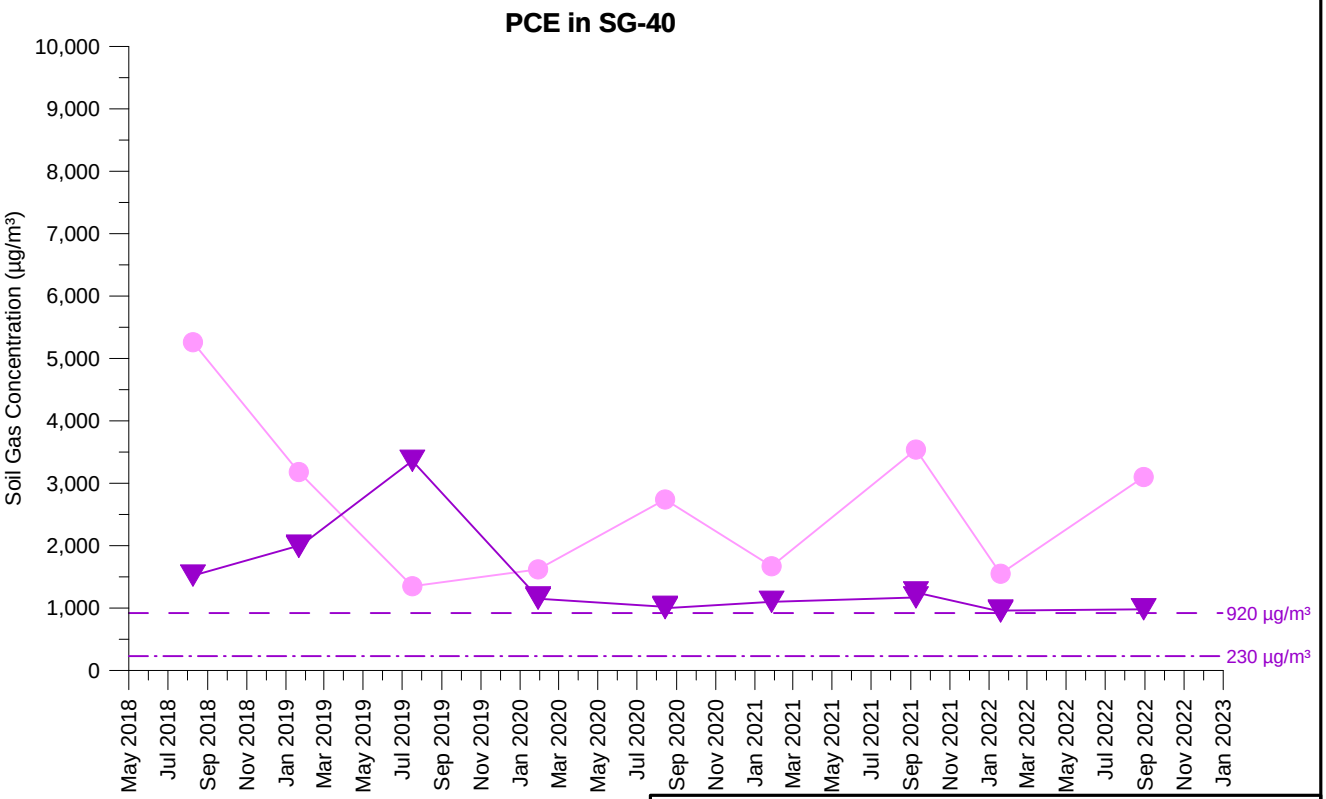

TCE Concentration (5 feet)
TCE Concentration (15 feet)
PCE Concentration (5 feet)
PCE Concentration (15 feet)

Open symbol denotes non-detect value

SG-40
TCE AND PCE SOIL GAS CONCENTRATIONS OVER TIME
PARCEL 11
Former Ford Aeronutronic Property
Newport Beach, California

wsp	By: DMO	Proj. No. 8620397107.1.1G
	Date: 2/8/2023	Figure **H-1-31**

C:\temp\fnb\graphs_H-1-031_SG-40.grf

This soil gas probe is no longer being sampled, in accordance with the July 28, 2022 "Proposal for a Reduced Soil Gas Monitoring Program", that was conditionally approved by the Water Board on August 2, 2022.

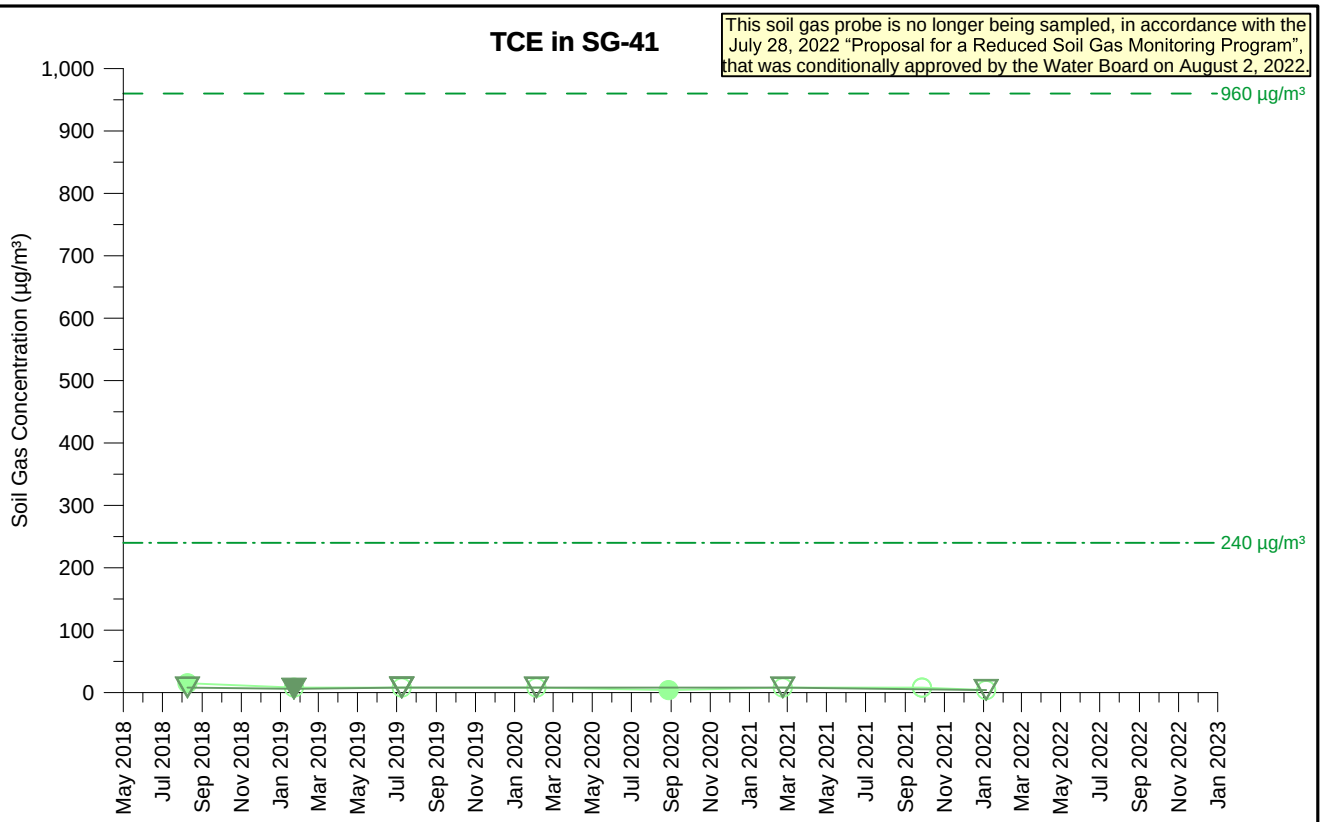

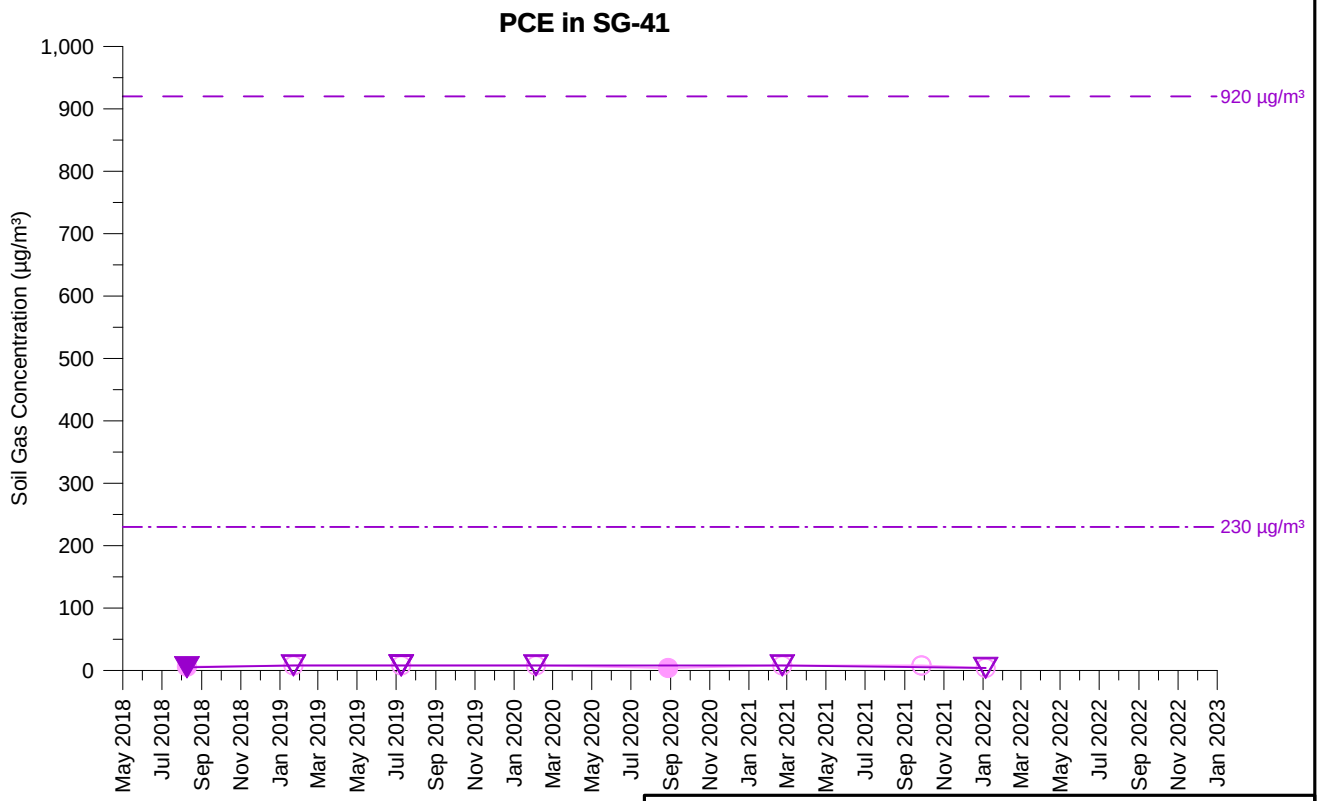

TCE Concentration (5 feet)
TCE Concentration (15 feet)
PCE Concentration (5 feet)
PCE Concentration (15 feet)

Open symbol denotes non-detect value

SG-41
TCE AND PCE SOIL GAS CONCENTRATIONS OVER TIME
PARCEL 13
Former Ford Aeronutronic Property
Newport Beach, California

wsp	By: DMO	Proj. No. 8620397107.1.1G
	Date: 2/8/2023	Figure **H-1-32**

C:\temp\fnb\graphs_H-1-032_SG-41.grf

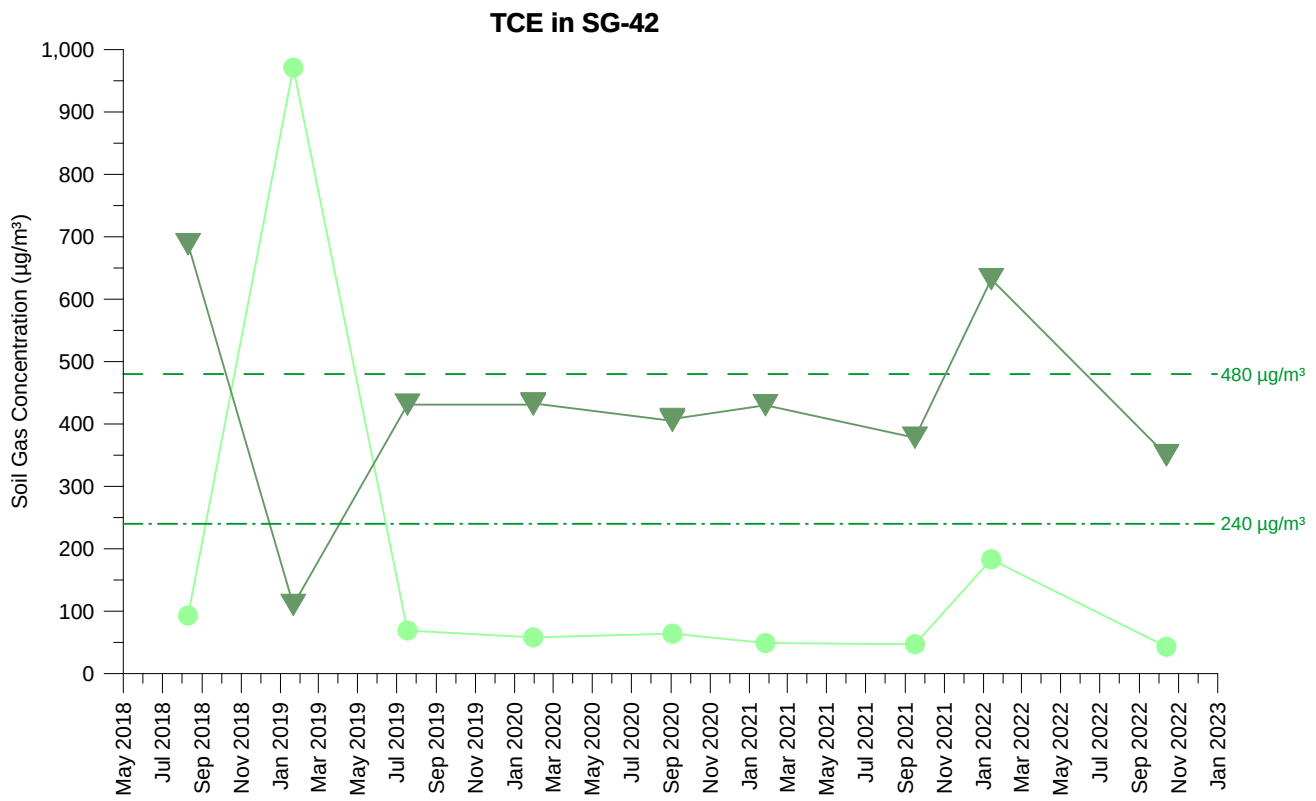

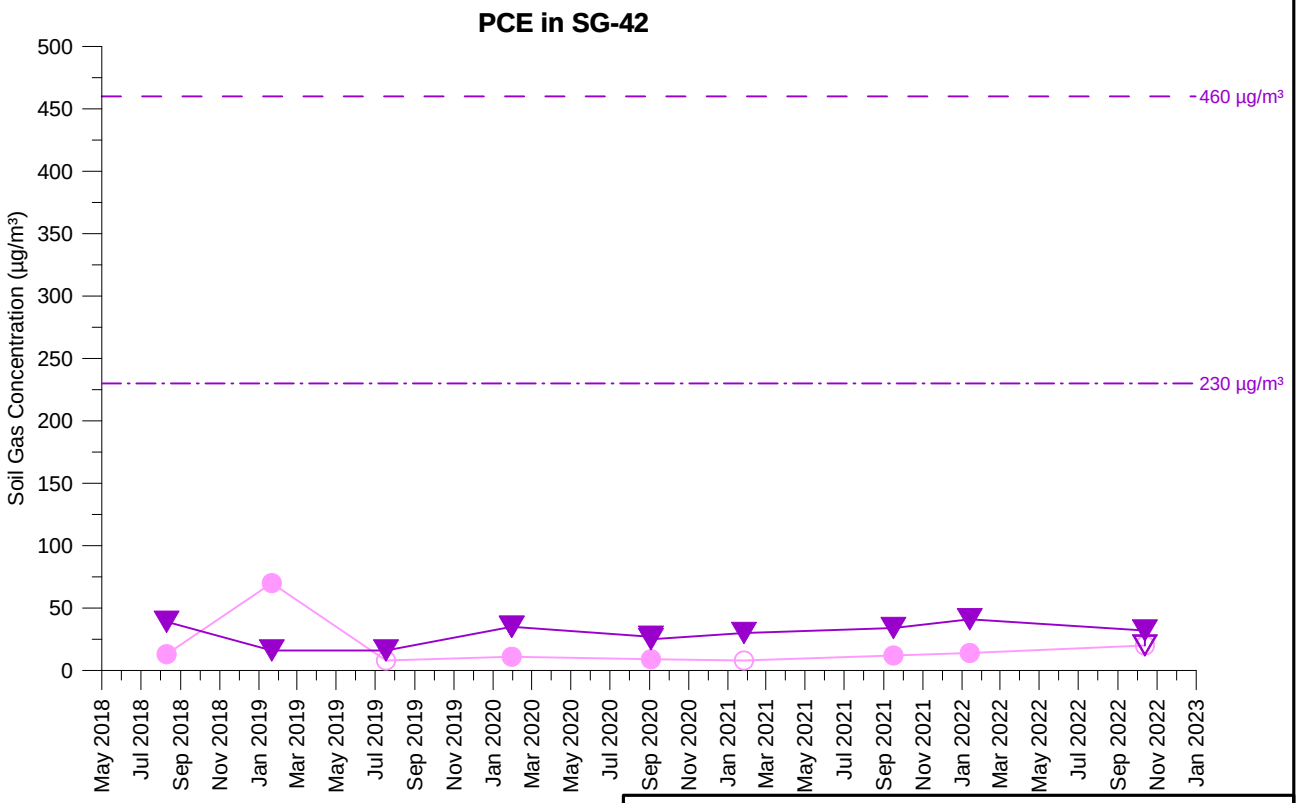

TCE Concentration (5 feet)
TCE Concentration (15 feet)
PCE Concentration (5 feet)
PCE Concentration (15 feet)

Open symbol denotes non-detect value

SG-42
TCE AND PCE SOIL GAS CONCENTRATIONS OVER TIME
PARCEL 10
Former Ford Aeronutronic Property
Newport Beach, California

wsp	By: DMO	Proj. No. 8620397107.1.1G
	Date: 2/8/2023	Figure **H-1-33**

C:\temp\fnb\graphs_H-1-033_SG-42.grf

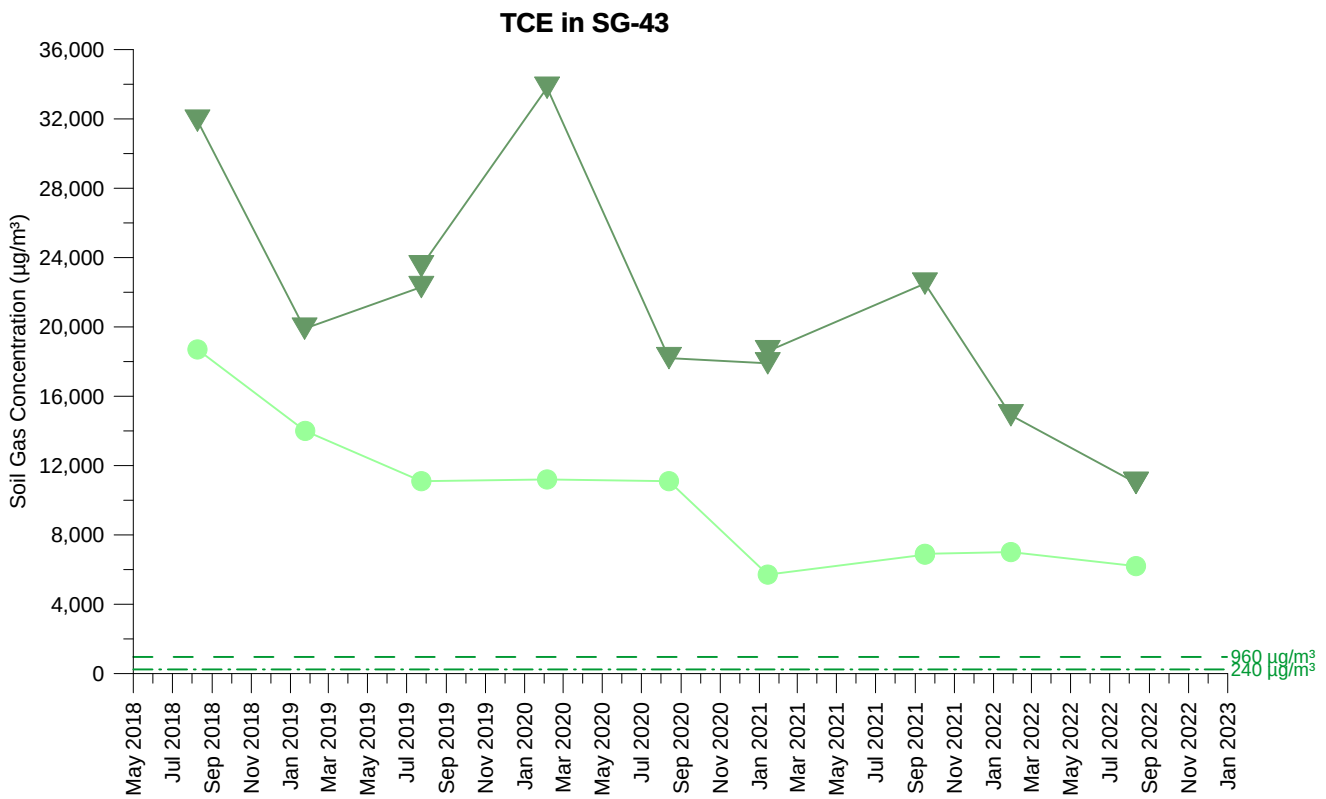

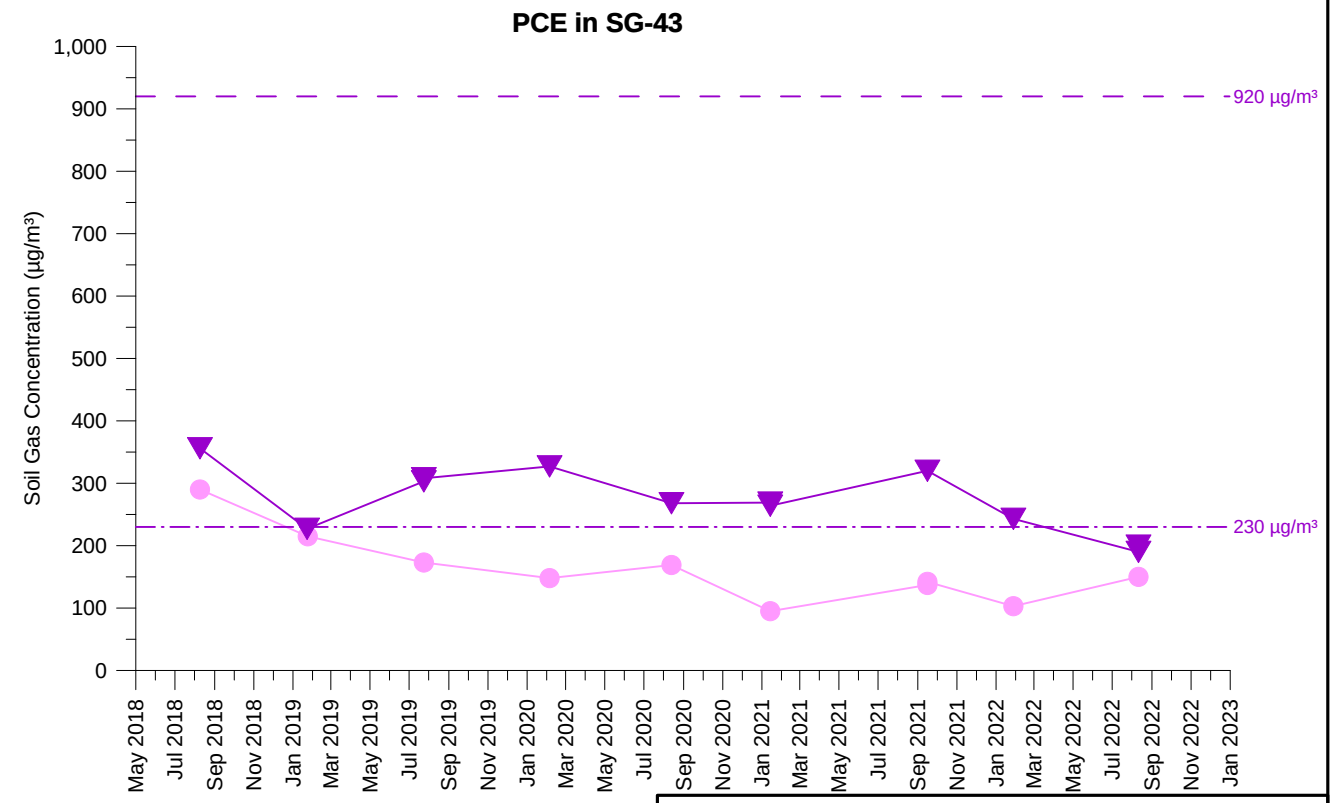

TCE Concentration (5 feet)
TCE Concentration (15 feet)
PCE Concentration (5 feet)
PCE Concentration (15 feet)

Open symbol denotes non-detect value

SG-43
TCE AND PCE SOIL GAS CONCENTRATIONS OVER TIME
PARCEL 13
Former Ford Aeronutronic Property
Newport Beach, California

wsp	By: DMO	Proj. No. 8620397107.1.1G
	Date: 2/8/2023	Figure **H-1-34**

C:\temp\fnb\graphs_H-1-034_SG-43.grf

This soil gas probe is no longer being sampled, in accordance with the July 28, 2022 "Proposal for a Reduced Soil Gas Monitoring Program", that was conditionally approved by the Water Board on August 2, 2022.

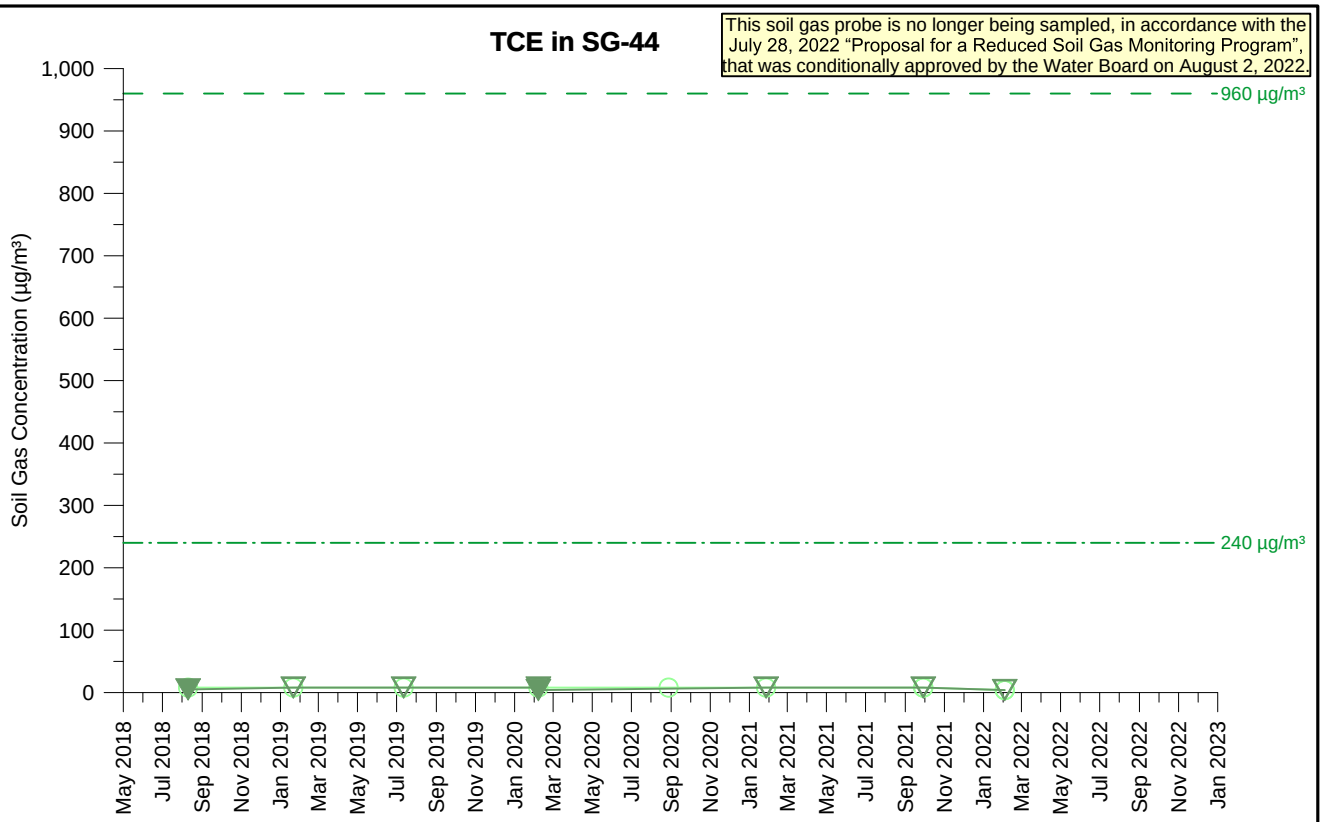

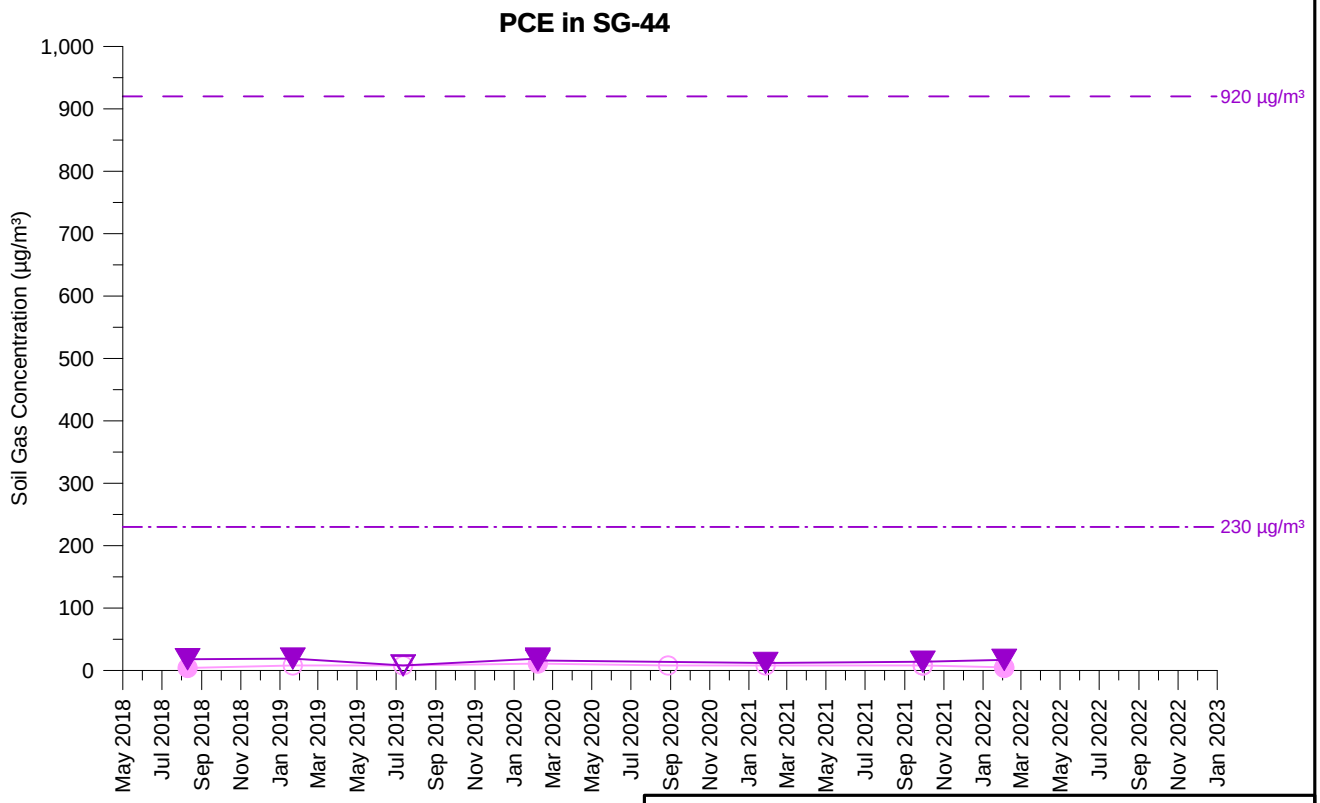

TCE Concentration (5 feet)
TCE Concentration (15 feet)
PCE Concentration (5 feet)
PCE Concentration (15 feet)

Open symbol denotes non-detect value

SG-44
TCE AND PCE SOIL GAS CONCENTRATIONS OVER TIME
PARCEL 12
Former Ford Aeronutronic Property
Newport Beach, California

wsp	By: DMO	Proj. No. 8620397107.1.1G
	Date: 2/8/2023	Figure **H-1-35**

C:\temp\fnb\graphs_H-1-035_SG-44.grf

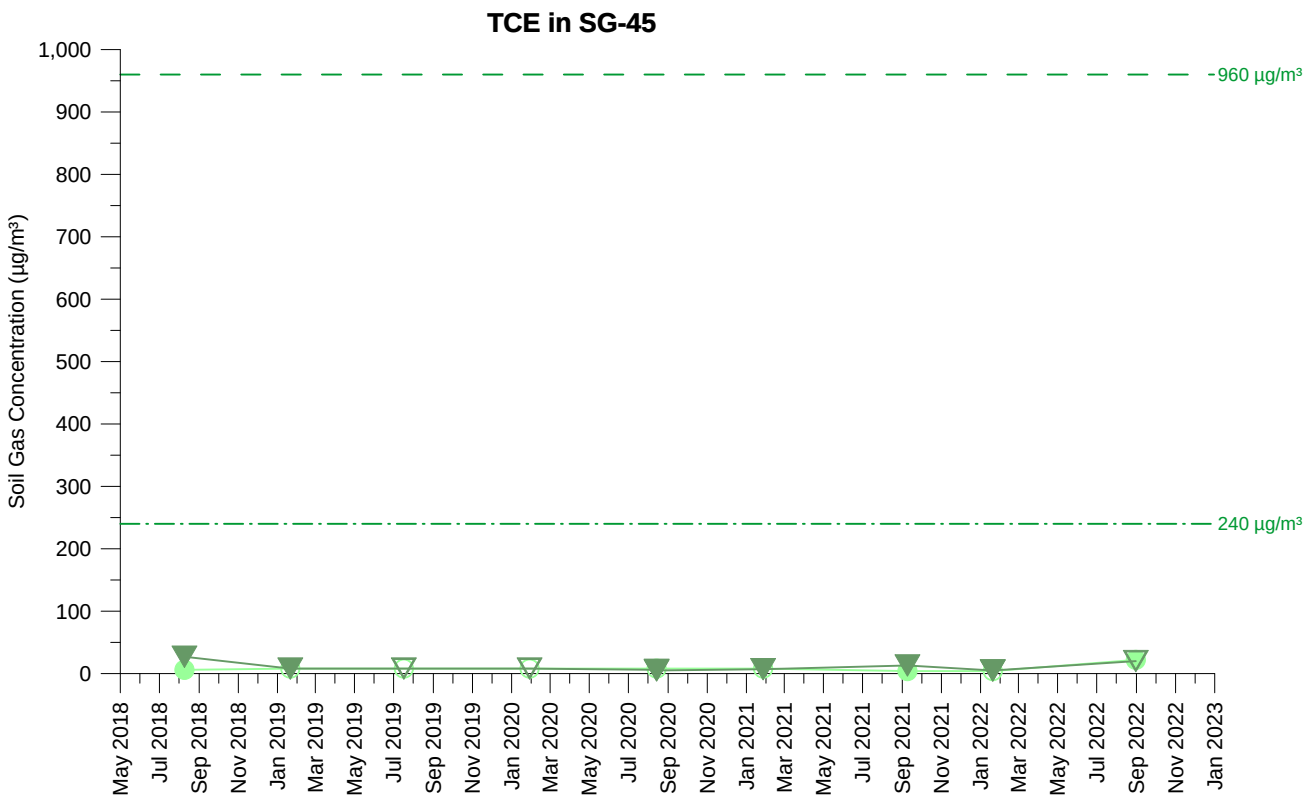

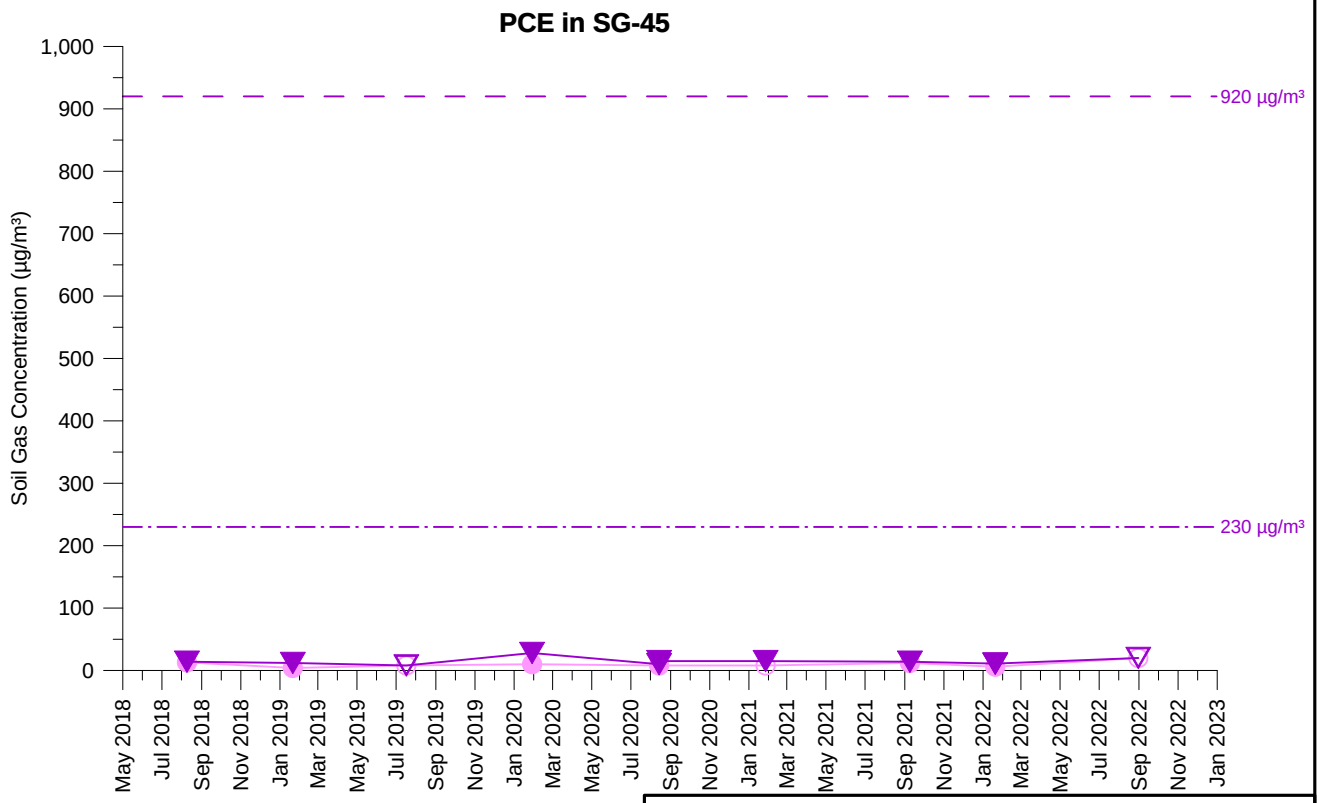

TCE Concentration (5 feet)
TCE Concentration (15 feet)
PCE Concentration (5 feet)
PCE Concentration (15 feet)

Open symbol denotes non-detect value

SG-45
TCE AND PCE SOIL GAS CONCENTRATIONS OVER TIME
PARCEL 11
Former Ford Aeronutronic Property
Newport Beach, California

wsp	By: DMO	Proj. No. 8620397107.1.1G
	Date: 2/8/2023	Figure **H-1-36**

C:\temp\fnb\graphs_H-1-036_SG-45.grf

This soil gas probe is no longer being sampled, in accordance with the July 28, 2022 "Proposal for a Reduced Soil Gas Monitoring Program", that was conditionally approved by the Water Board on August 2, 2022.

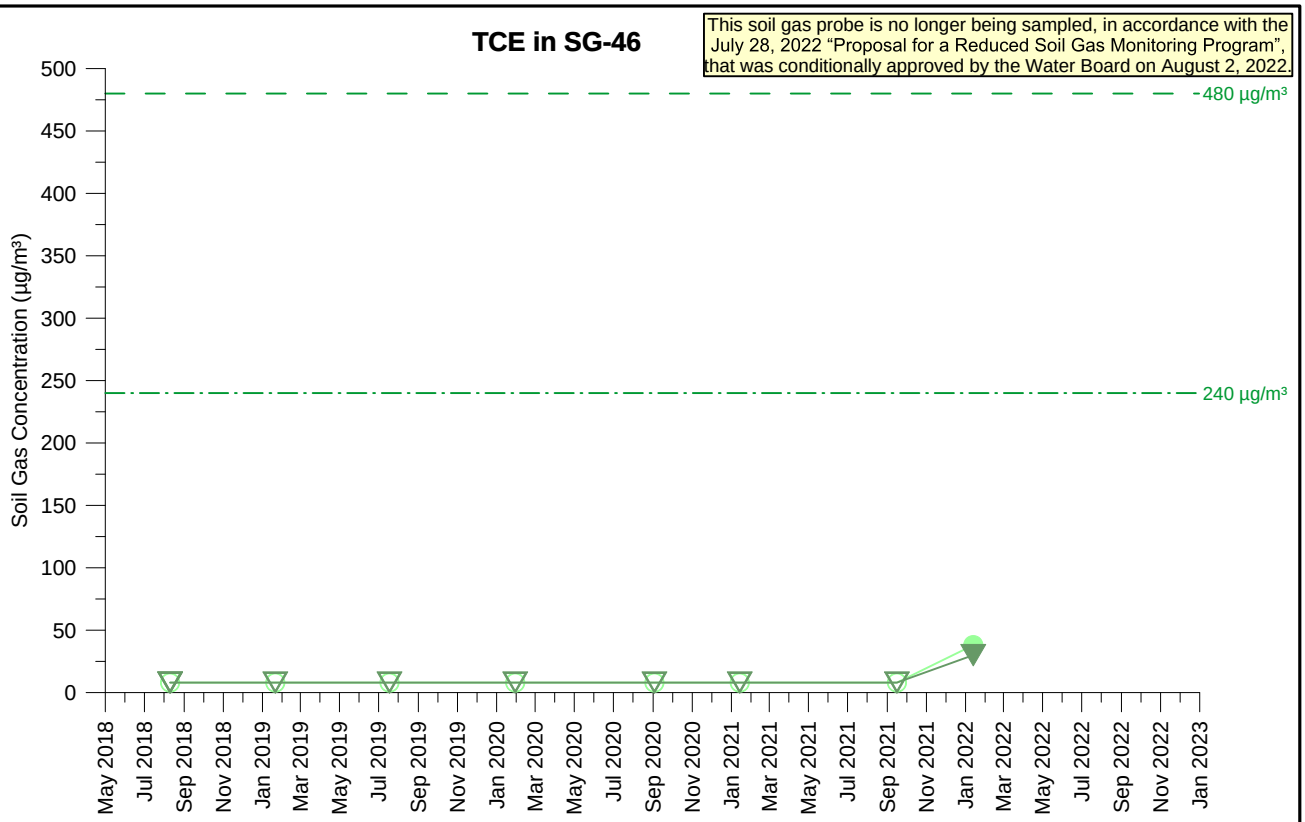

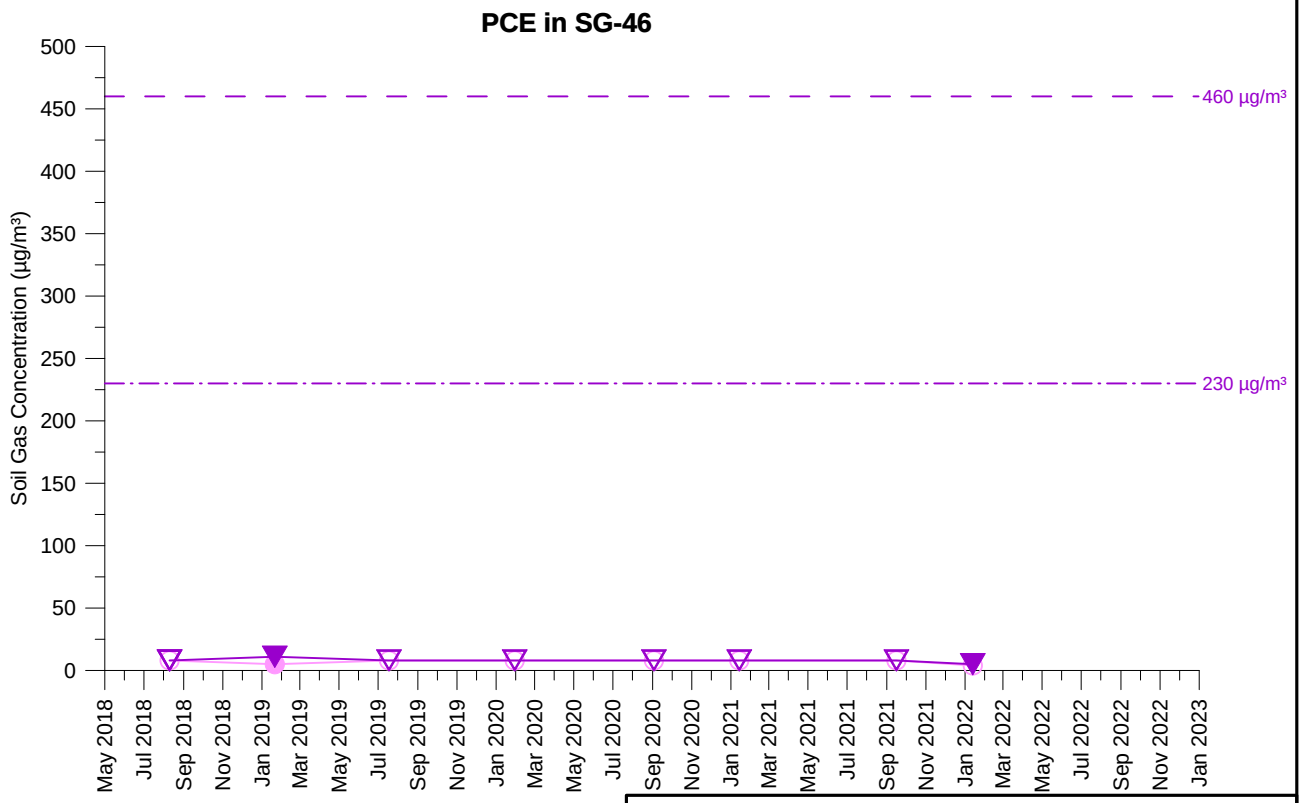

TCE Concentration (5 feet)
TCE Concentration (15 feet)
PCE Concentration (5 feet)
PCE Concentration (15 feet)

Open symbol denotes non-detect value

SG-46
TCE AND PCE SOIL GAS CONCENTRATIONS OVER TIME
PARCEL 10
Former Ford Aeronutronic Property
Newport Beach, California

wsp	By: DMO	Proj. No. 8620397107.1.1G
	Date: 2/8/2023	Figure **H-1-37**

C:\temp\fnb\graphs_H-1-037_SG-46.grf

This soil gas probe is no longer being sampled, in accordance with the July 28, 2022 "Proposal for a Reduced Soil Gas Monitoring Program", that was conditionally approved by the Water Board on August 2, 2022.

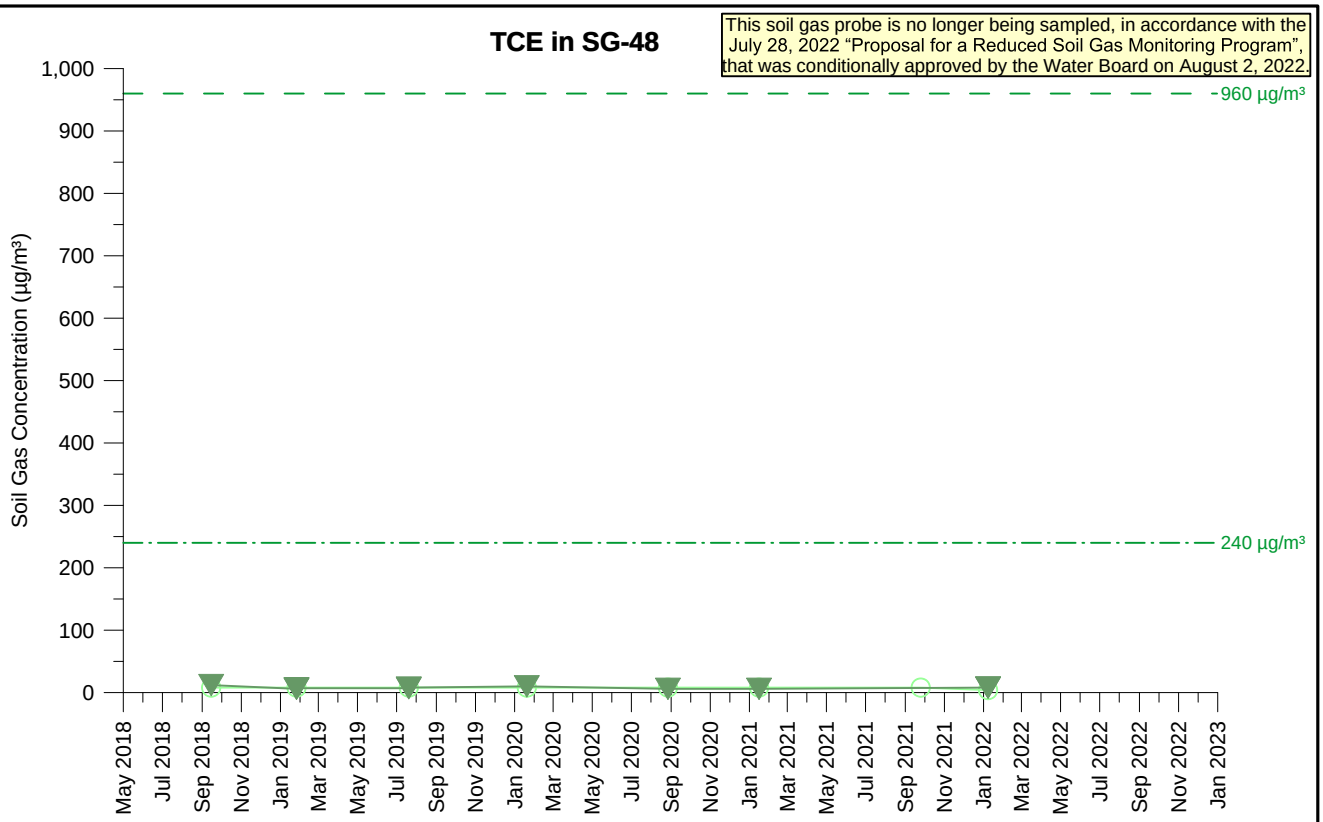

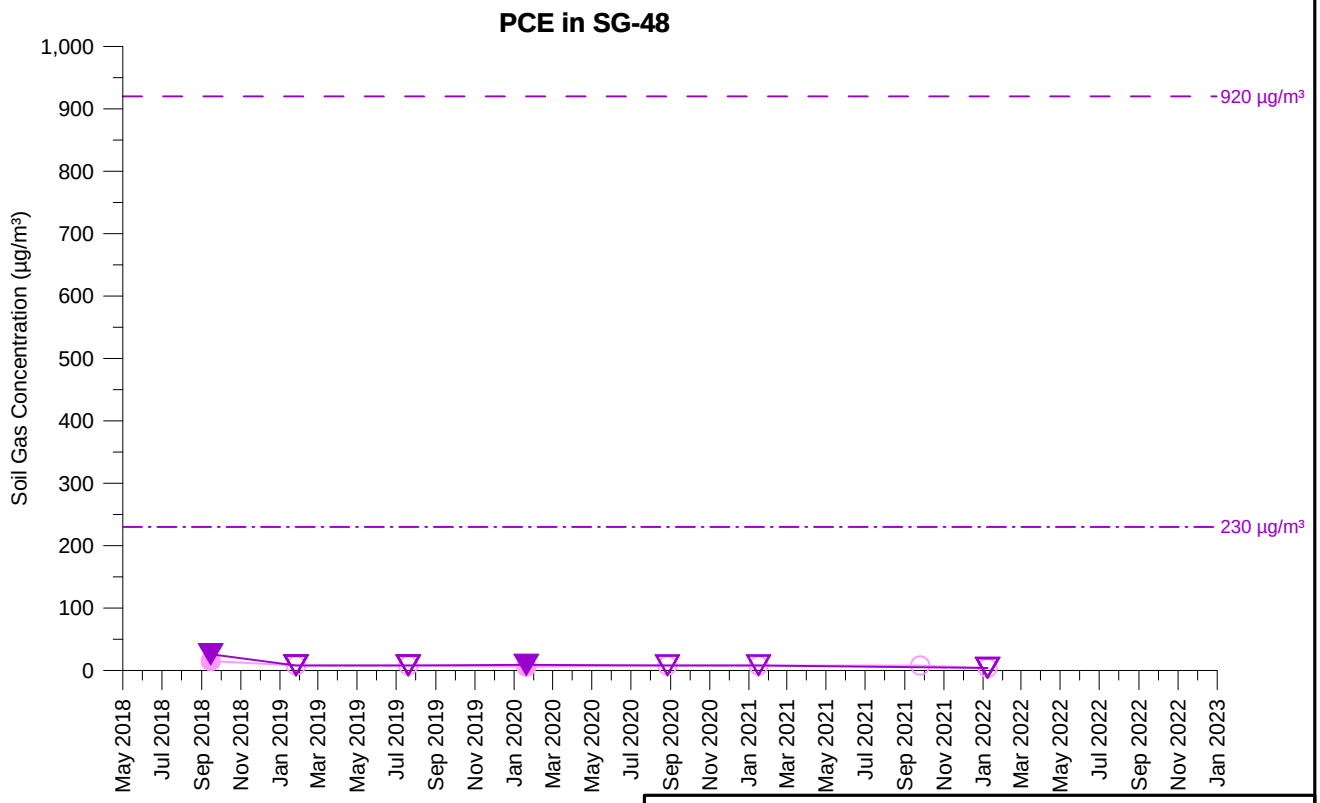

TCE Concentration (5 feet)
TCE Concentration (12 feet)
PCE Concentration (5 feet)
PCE Concentration (12 feet)

Open symbol denotes non-detect value

SG-48
TCE AND PCE SOIL GAS CONCENTRATIONS OVER TIME
PARCEL 6
Former Ford Aeronutronic Property
Newport Beach, California

wsp	By: DMO	Proj. No. 8620397107.1.1G
	Date: 2/8/2023	Figure **H-1-38**

C:\temp\fnb\graphs_H-1-038_SG-48.grf

This soil gas probe is no longer being sampled, in accordance with the July 28, 2022 "Proposal for a Reduced Soil Gas Monitoring Program", that was conditionally approved by the Water Board on August 2, 2022.

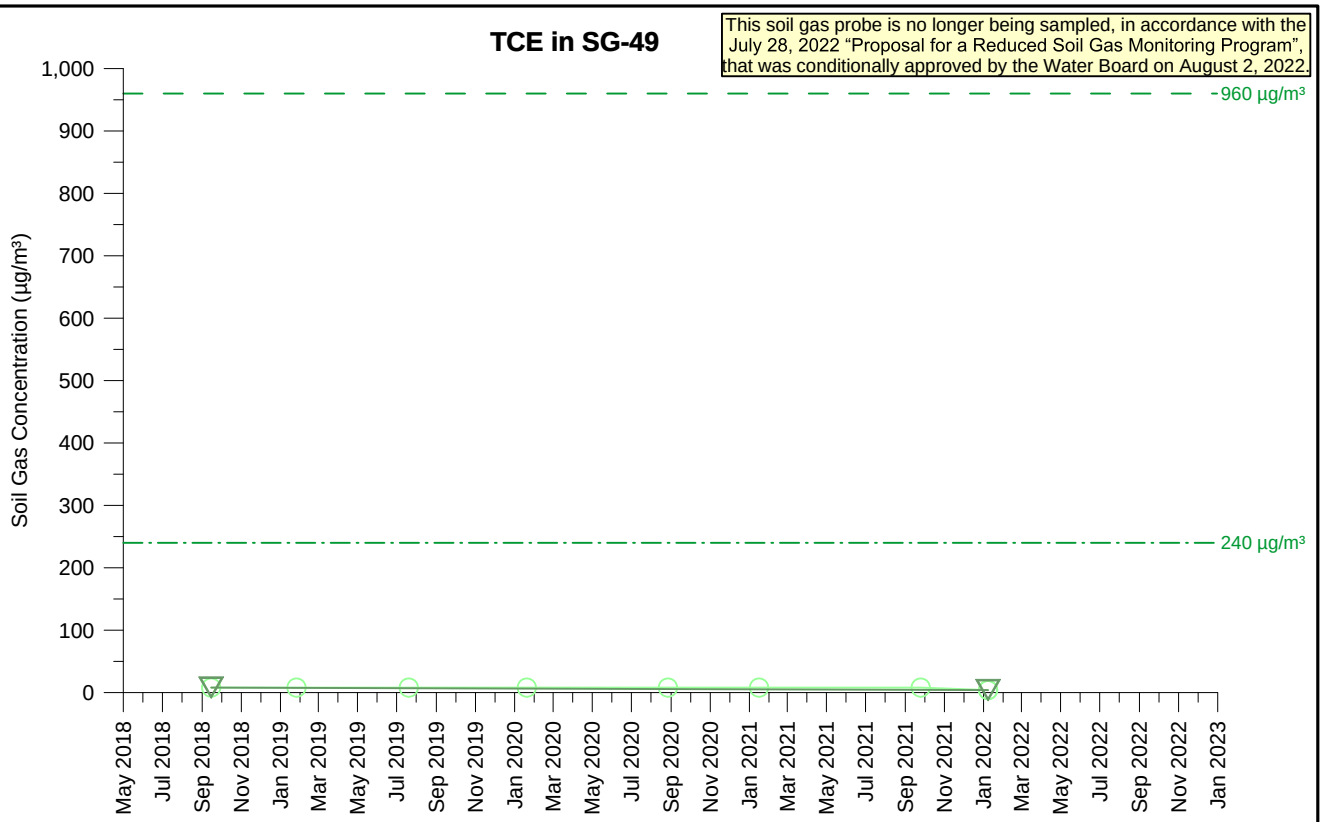

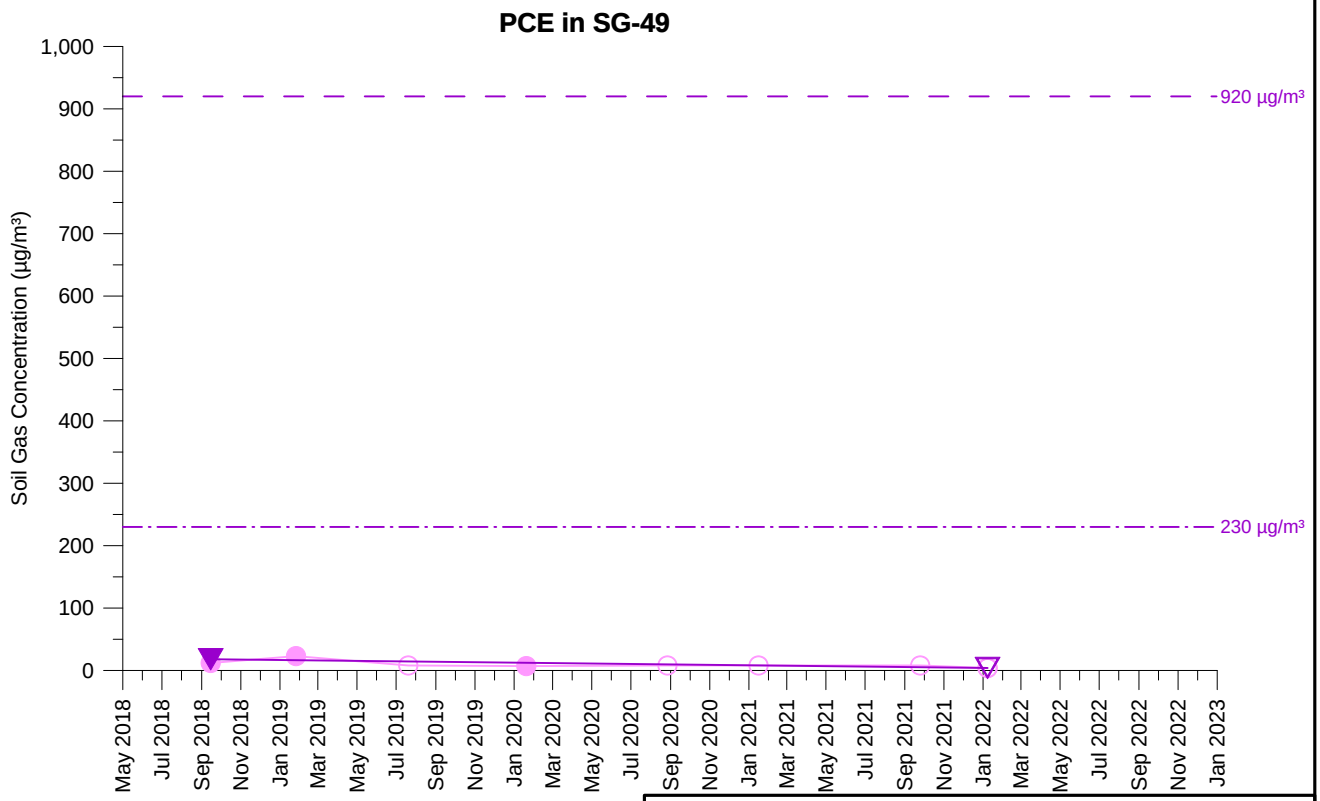

TCE Concentration (5 feet)
TCE Concentration (10 feet)
PCE Concentration (5 feet)
PCE Concentration (10 feet)

Open symbol denotes non-detect value

SG-49
TCE AND PCE SOIL GAS CONCENTRATIONS OVER TIME
PARCEL 6
Former Ford Aeronutronic Property
Newport Beach, California

wsp	By: DMO	Proj. No. 8620397107.1.1G
	Date: 2/8/2023	Figure **H-1-39**

C:\temp\fnb\graphs_H-1-039_SG-49.grf

This soil gas probe is no longer being sampled, in accordance with the July 28, 2022 "Proposal for a Reduced Soil Gas Monitoring Program", that was conditionally approved by the Water Board on August 2, 2022.

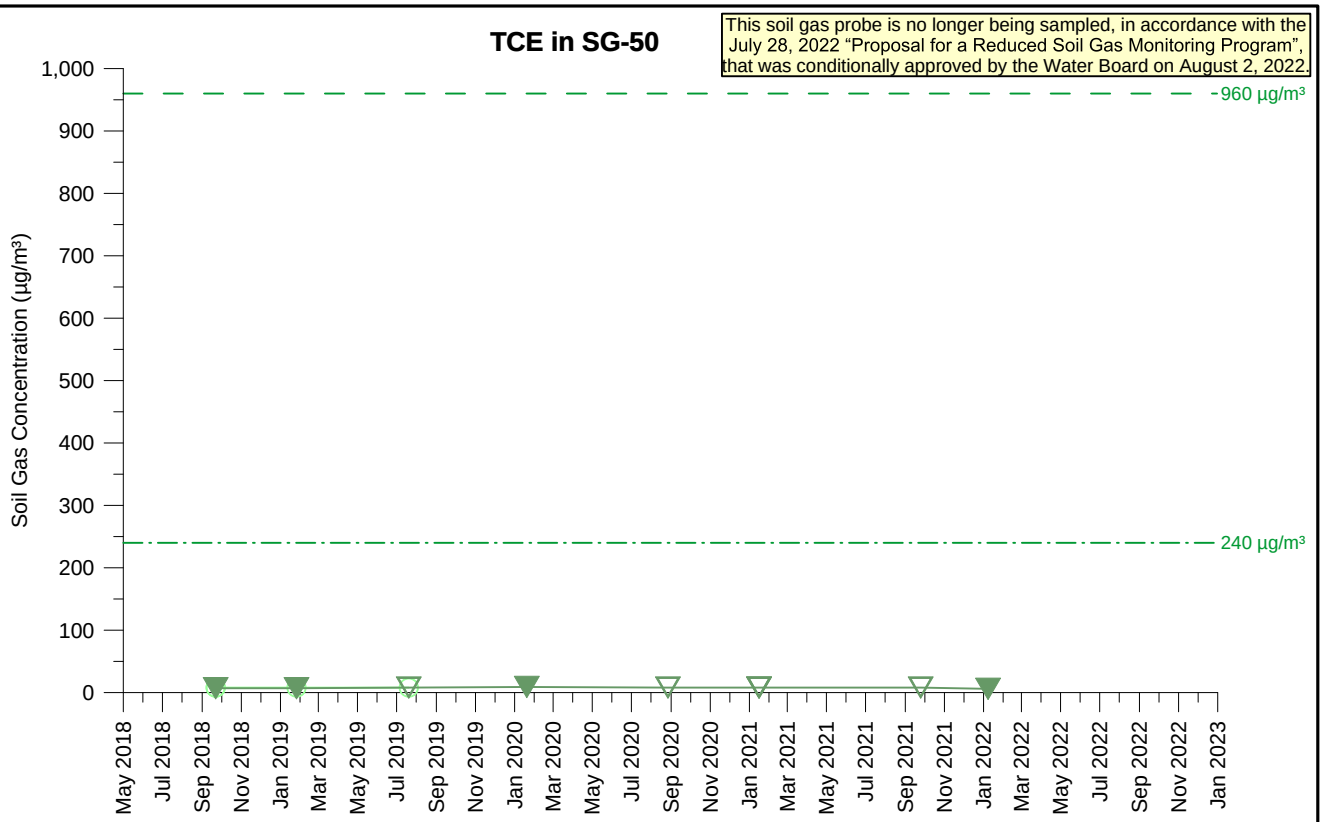

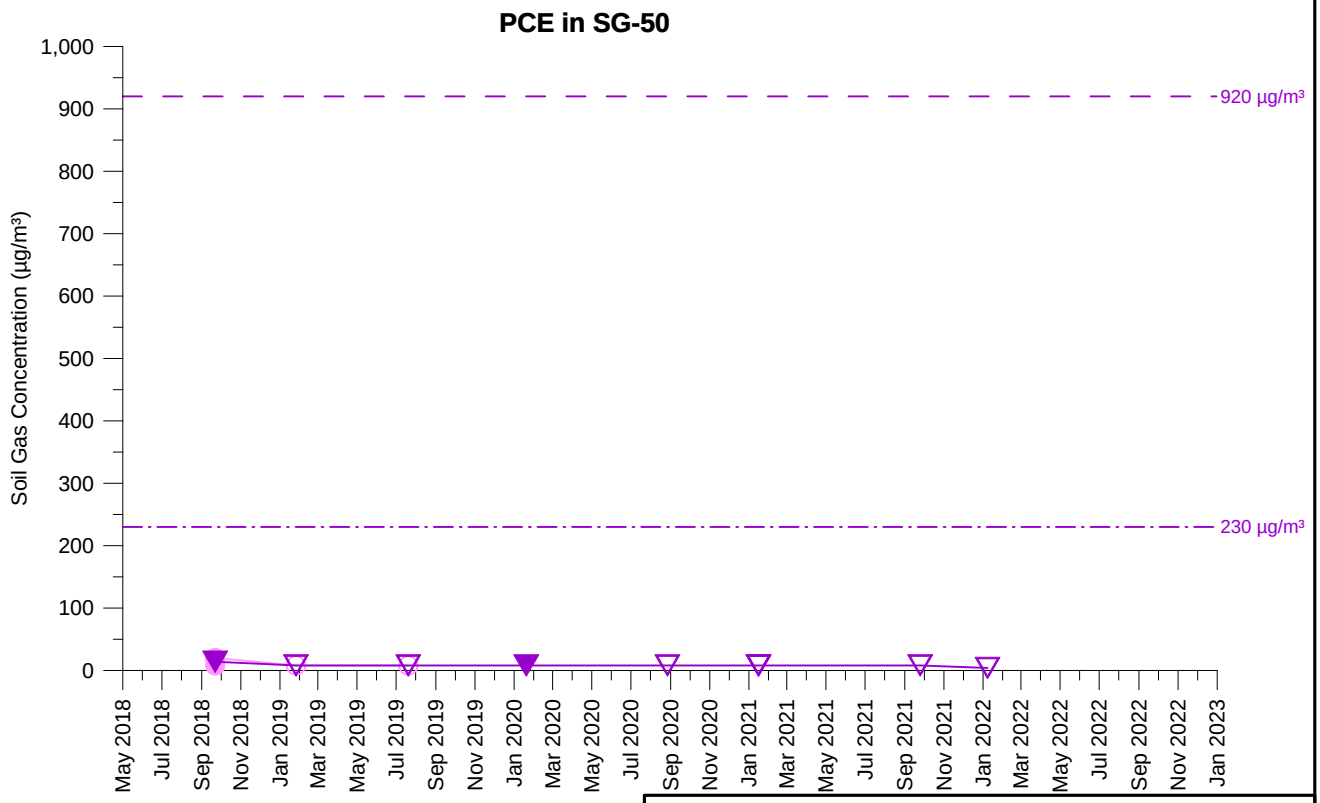

TCE Concentration (5 feet)
TCE Concentration (15 feet)
PCE Concentration (5 feet)
PCE Concentration (15 feet)

Open symbol denotes non-detect value

SG-50
TCE AND PCE SOIL GAS CONCENTRATIONS OVER TIME
PARCEL 6
Former Ford Aeronutronic Property
Newport Beach, California

wsp	By: DMO	Proj. No. 8620397107.1.1G
	Date: 2/8/2023	Figure **H-1-40**

C:\temp\fnb\graphs_H-1-040_SG-50.grf

This soil gas probe is no longer being sampled, in accordance with the July 28, 2022 "Proposal for a Reduced Soil Gas Monitoring Program", that was conditionally approved by the Water Board on August 2, 2022.

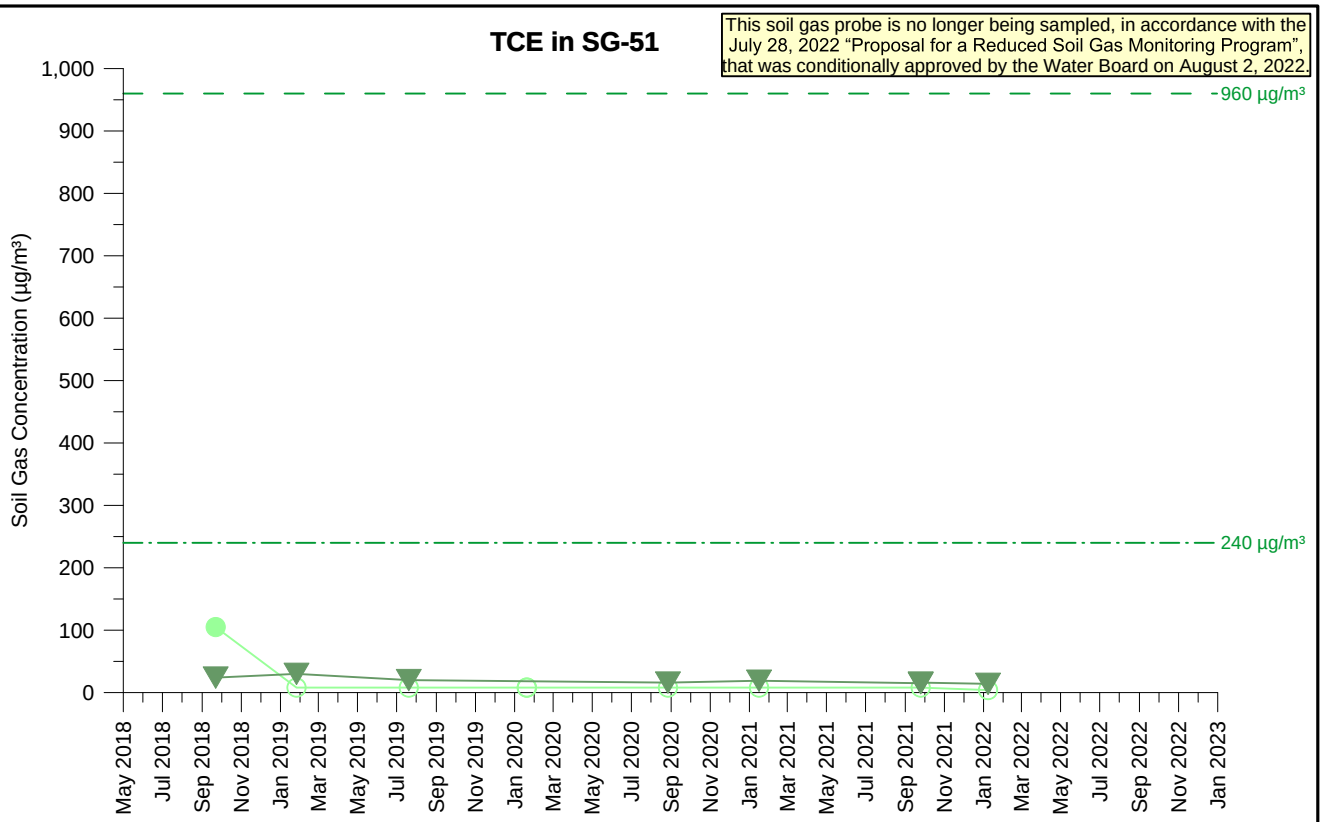

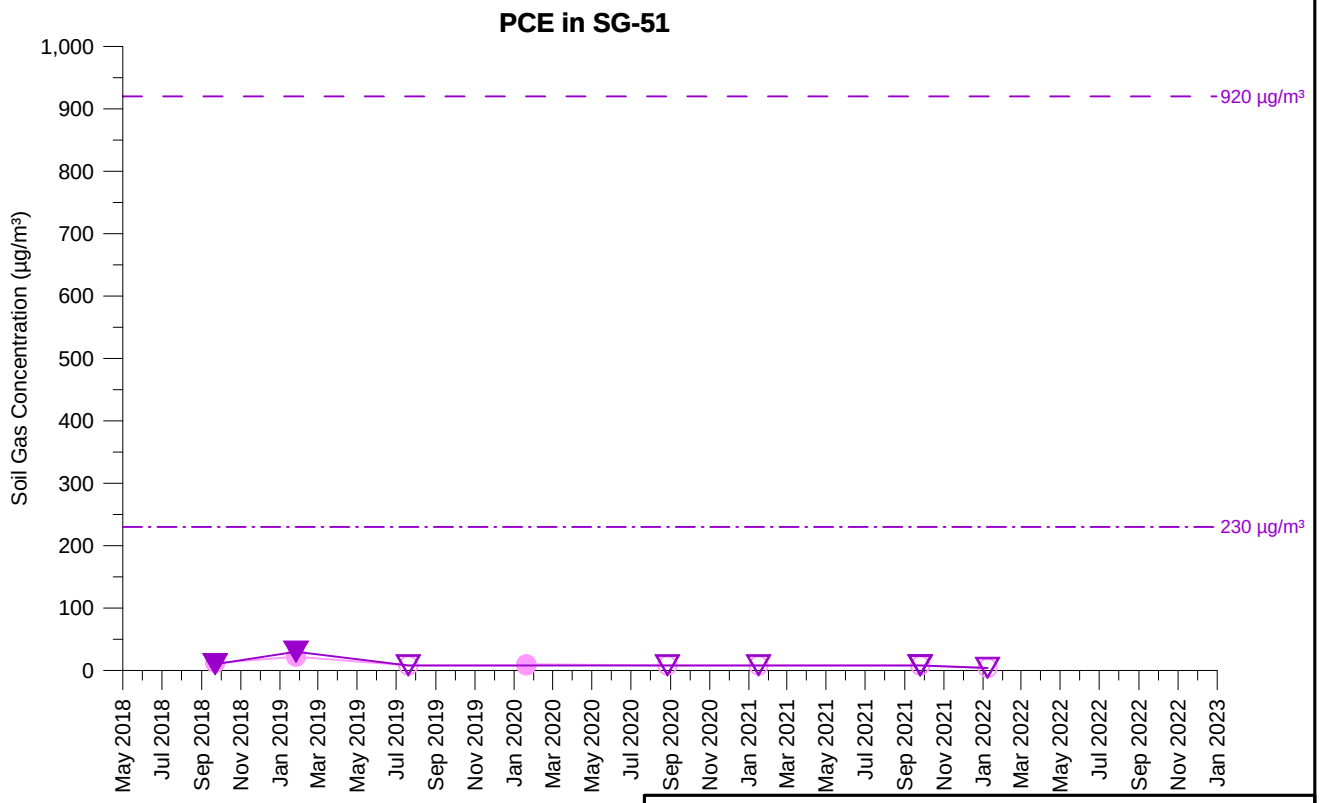

TCE Concentration (5 feet)
TCE Concentration (15 feet)
PCE Concentration (5 feet)
PCE Concentration (15 feet)

Open symbol denotes non-detect value

SG-51
TCE AND PCE SOIL GAS CONCENTRATIONS OVER TIME
PARCEL 6
Former Ford Aeronutronic Property
Newport Beach, California

wsp	By: DMO	Proj. No. 8620397107.1.1G
	Date: 2/8/2023	Figure **H-1-41**

C:\temp\fnb\graphs_H-1-041_SG-51.grf

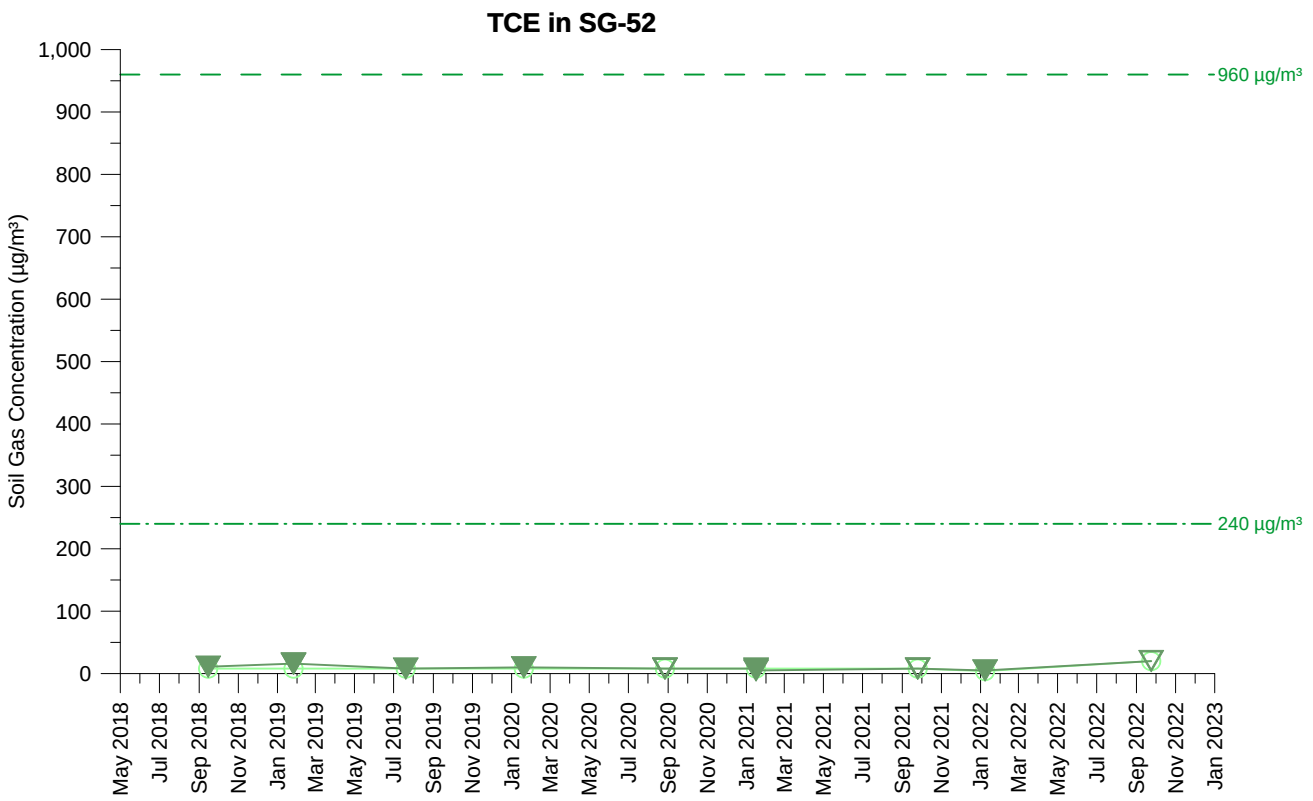

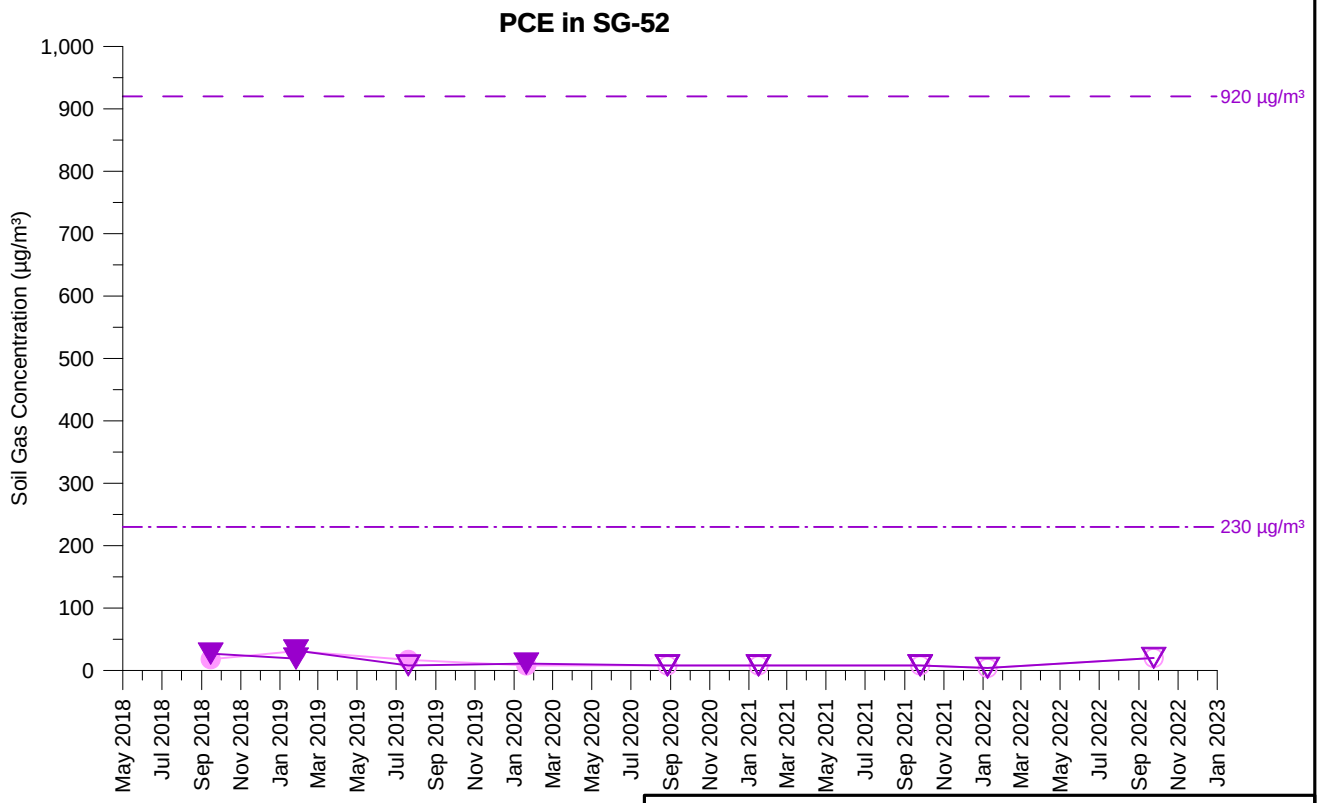

TCE Concentration (5 feet)
TCE Concentration (14.5 feet)
PCE Concentration (5 feet)
PCE Concentration (14.5 feet)

Open symbol denotes non-detect value

SG-52
TCE AND PCE SOIL GAS CONCENTRATIONS OVER TIME
PARCEL 6
Former Ford Aeronutronic Property
Newport Beach, California

wsp	By: DMO	Proj. No. 8620397107.1.1G
	Date: 2/8/2023	Figure **H-1-42**

C:\temp\fnb\graphs_H-1-042_SG-52.grf

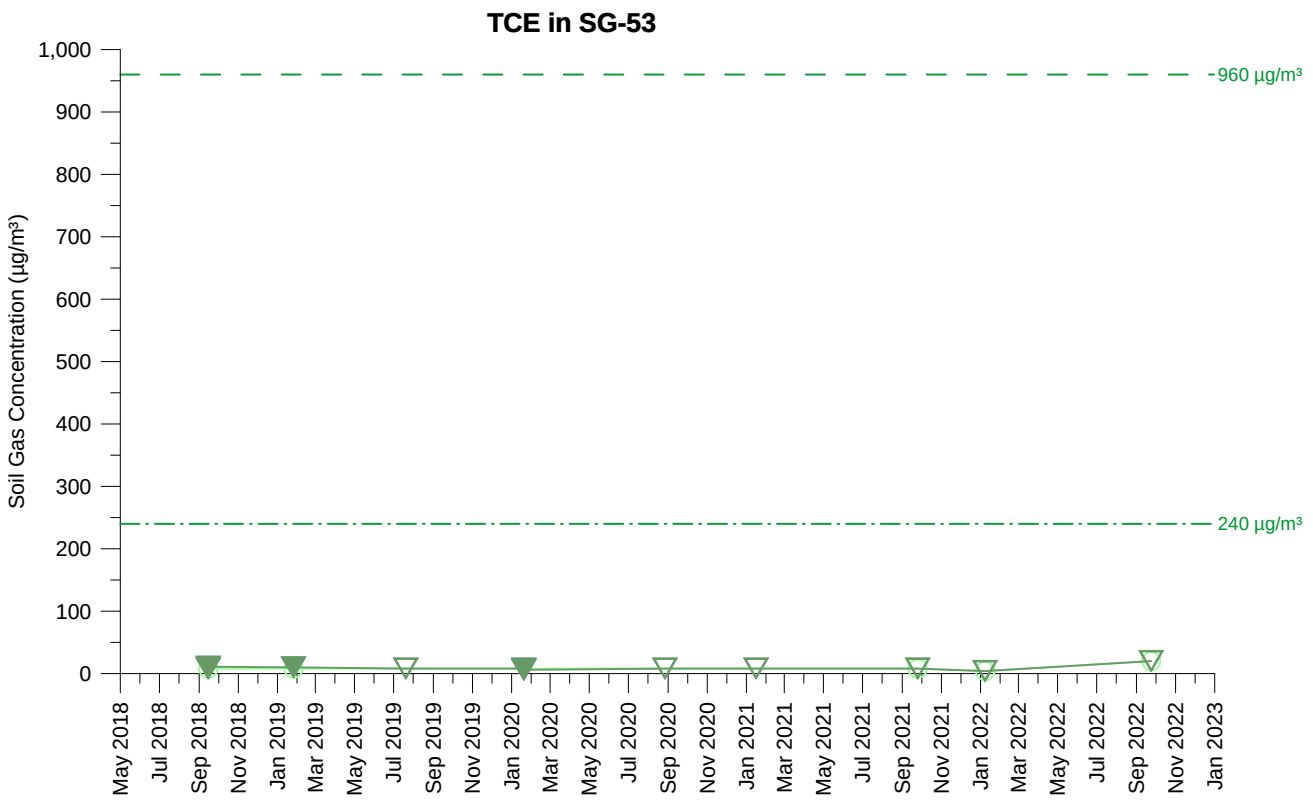

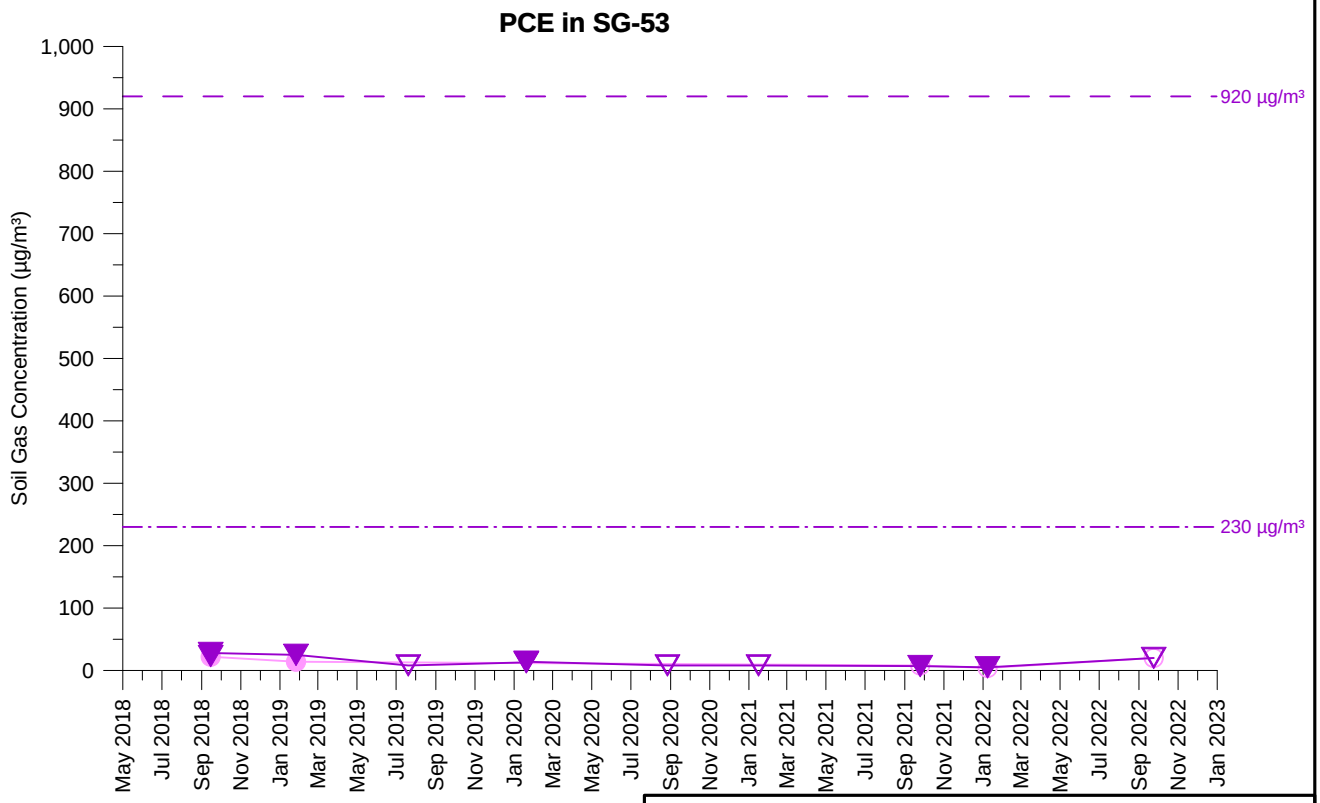

TCE Concentration (5 feet)
TCE Concentration (15 feet)
PCE Concentration (5 feet)
PCE Concentration (15 feet)
Open symbol denotes non-detect value

SG-53
TCE AND PCE SOIL GAS CONCENTRATIONS OVER TIME
PARCEL 6
Former Ford Aeronutronic Property
Newport Beach, California

wsp	By: DMO	Proj. No. 8620397107.1.1G
	Date: 2/8/2023	Figure **H-1-43**

C:\temp\fnb\graphs_H-1-043_SG-53.grf

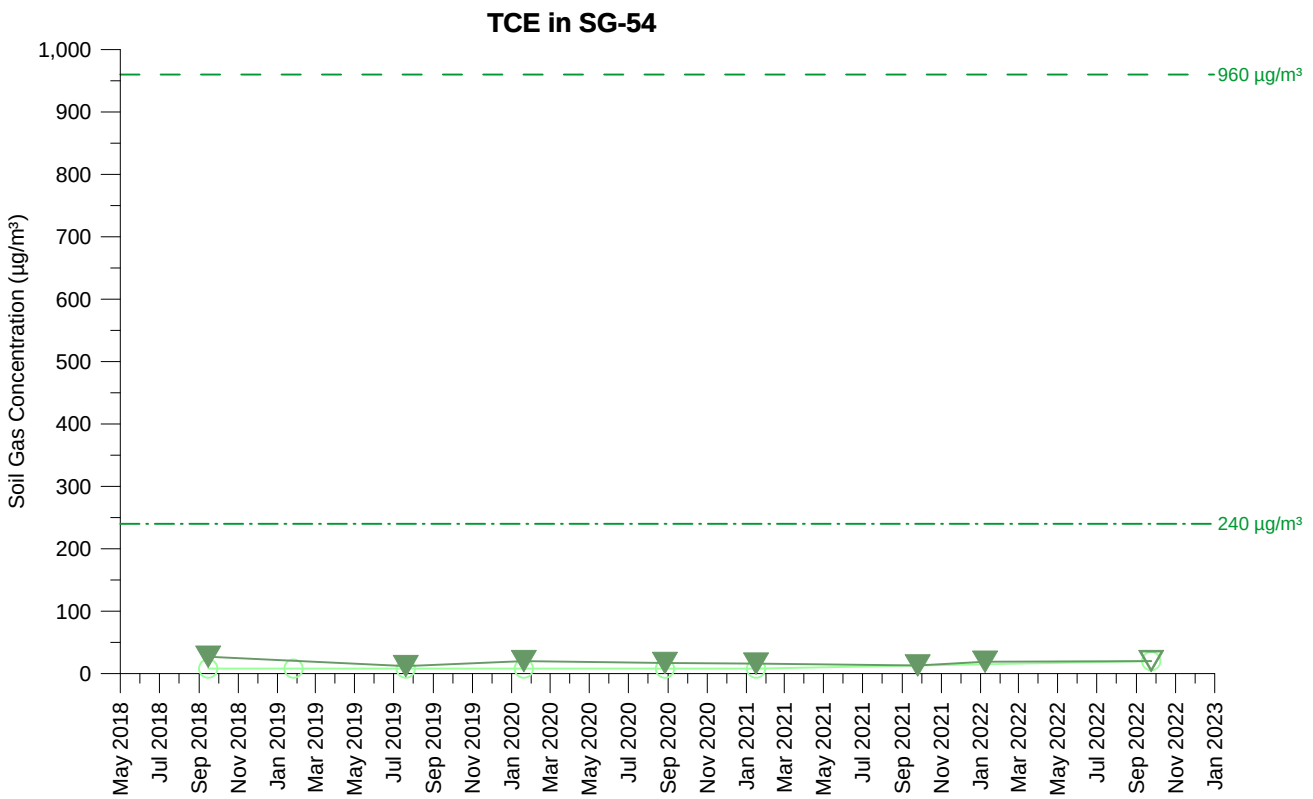

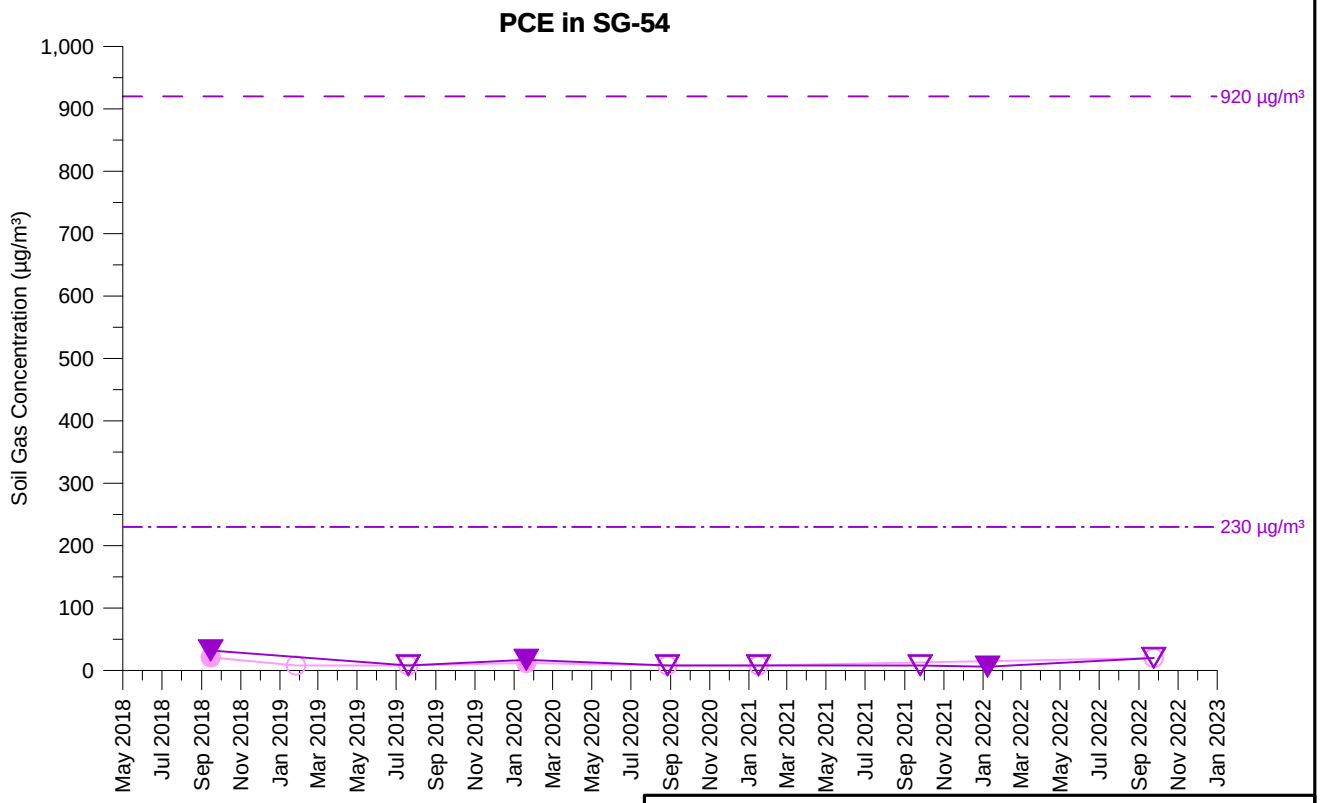

TCE Concentration (5 feet)
TCE Concentration (15 feet)
PCE Concentration (5 feet)
PCE Concentration (15 feet)

Open symbol denotes non-detect value

SG-54
TCE AND PCE SOIL GAS CONCENTRATIONS OVER TIME
PARCEL 6
Former Ford Aeronutronic Property
Newport Beach, California

wsp	By: DMO	Proj. No. 8620397107.1.1G
	Date: 2/8/2023	Figure **H-1-44**

C:\temp\fnb\graphs_H-1-044_SG-54.grf

This soil gas probe is no longer being sampled, in accordance with the July 28, 2022 "Proposal for a Reduced Soil Gas Monitoring Program", that was conditionally approved by the Water Board on August 2, 2022.

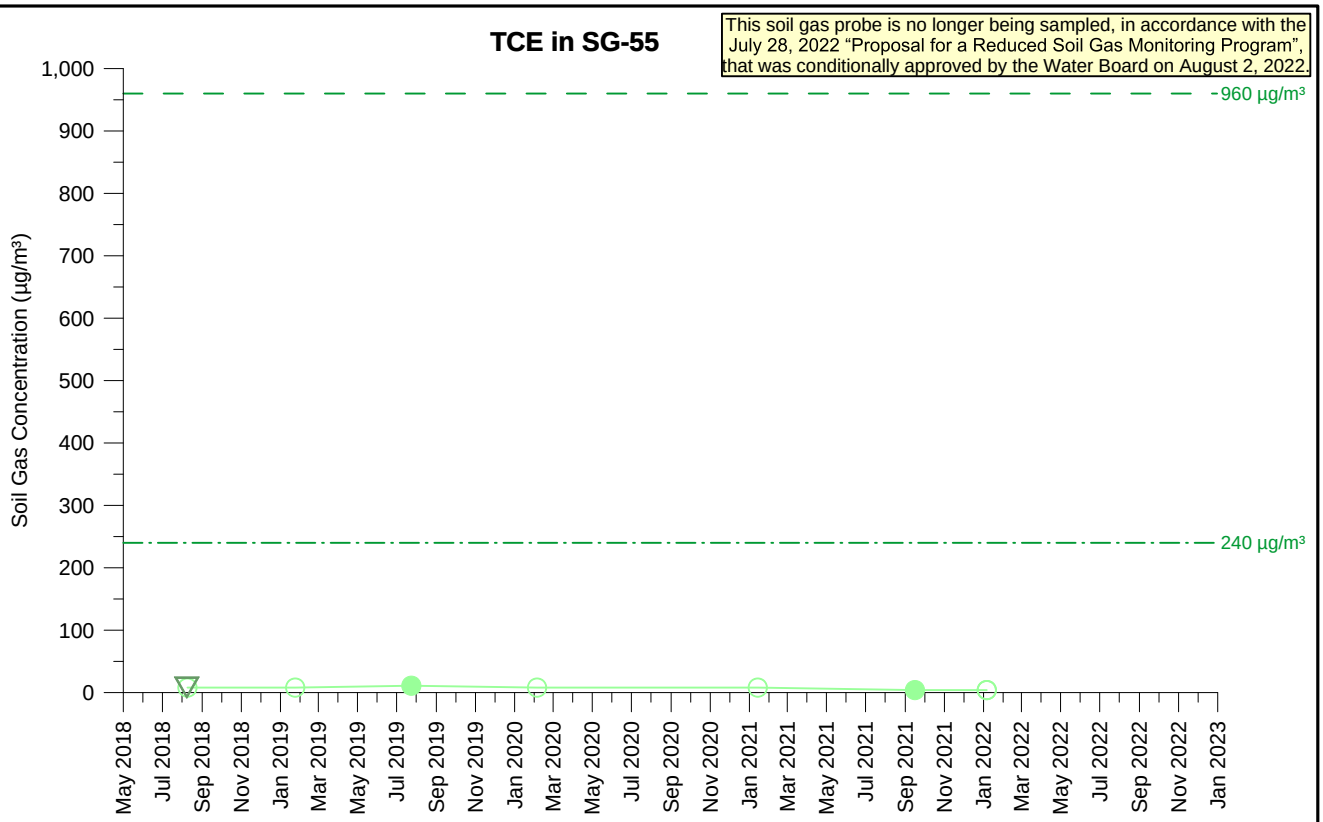

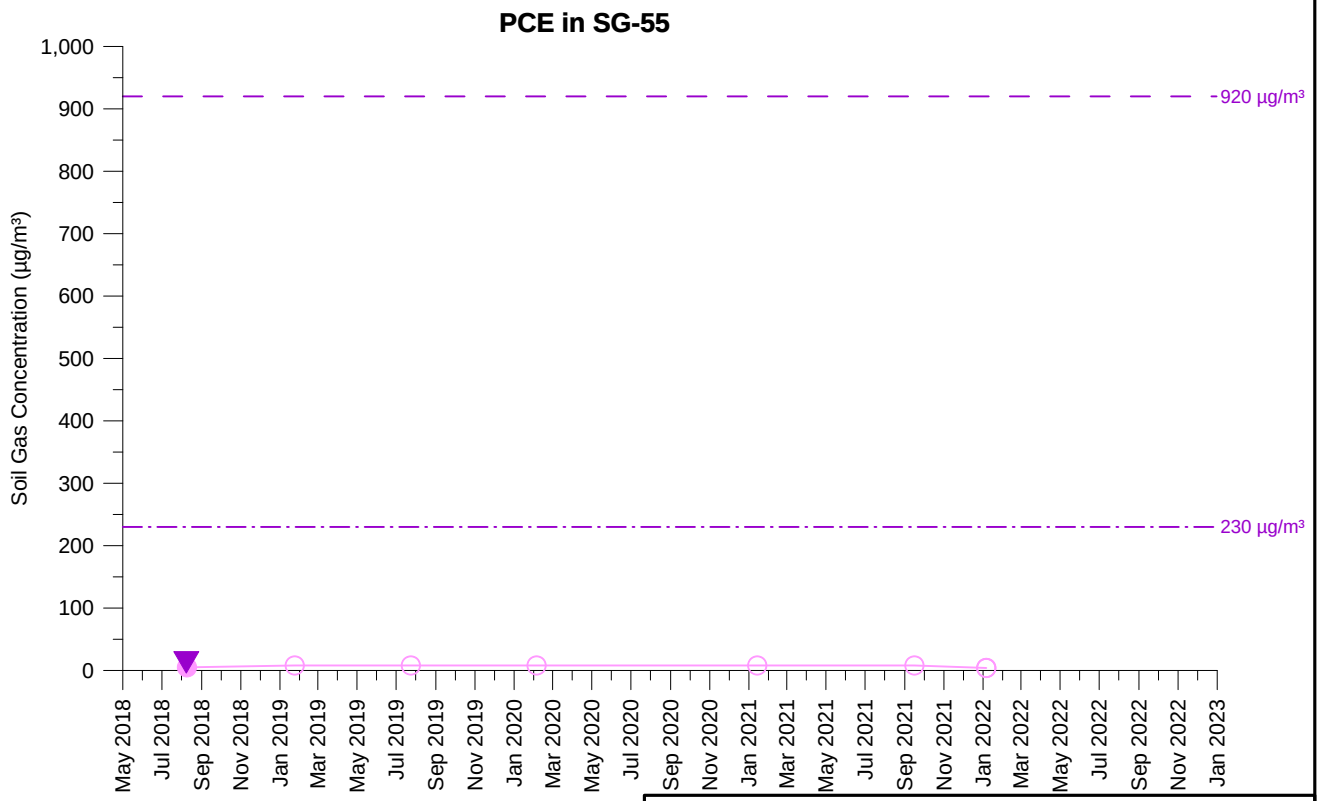

TCE Concentration (5 feet)
TCE Concentration (15 feet)
PCE Concentration (5 feet)
PCE Concentration (15 feet)
Open symbol denotes non-detect value

SG-55
TCE AND PCE SOIL GAS CONCENTRATIONS OVER TIME
RIGHT OF WAY
Former Ford Aeronutronic Property
Newport Beach, California

wsp	By: DMO	Proj. No. 8620397107.1.1G
	Date: 2/8/2023	Figure **H-1-45**

C:\temp\fnb\graphs_H-1-045_SG-55.grf

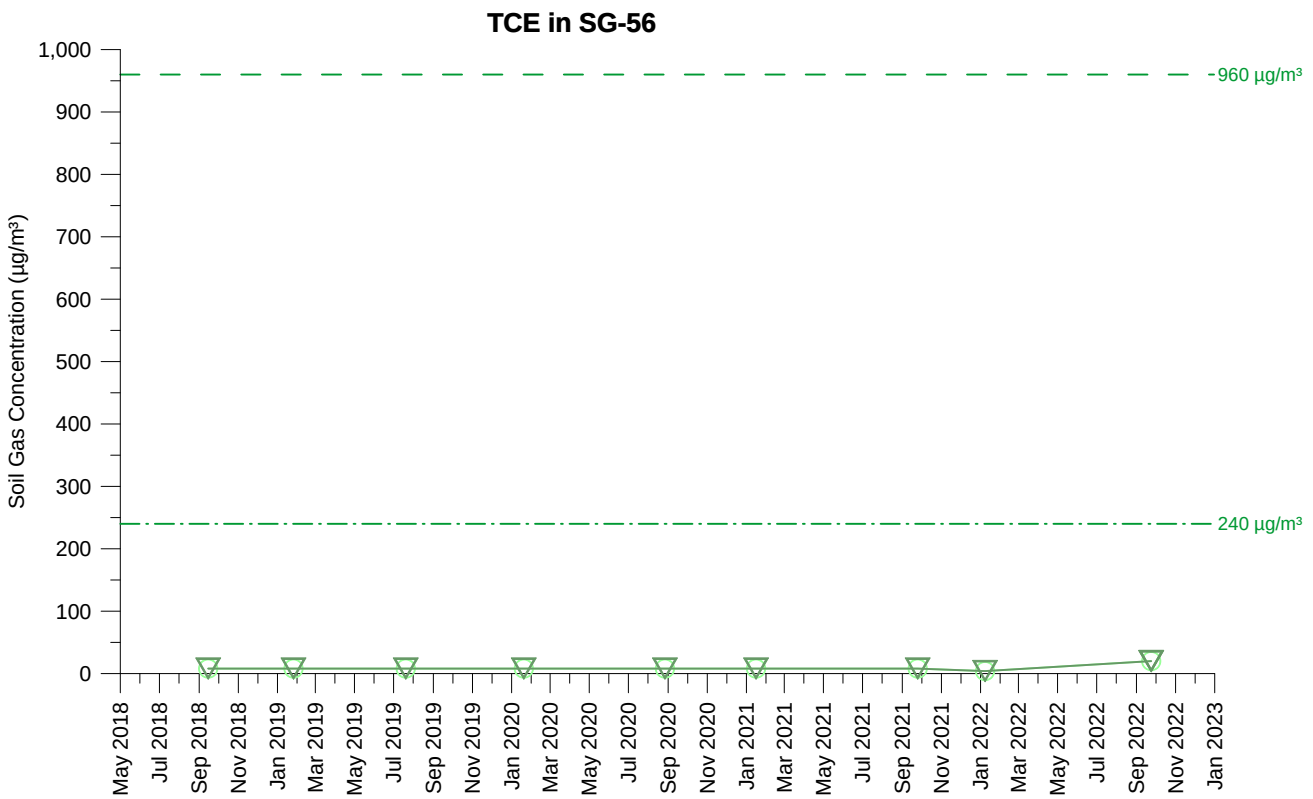

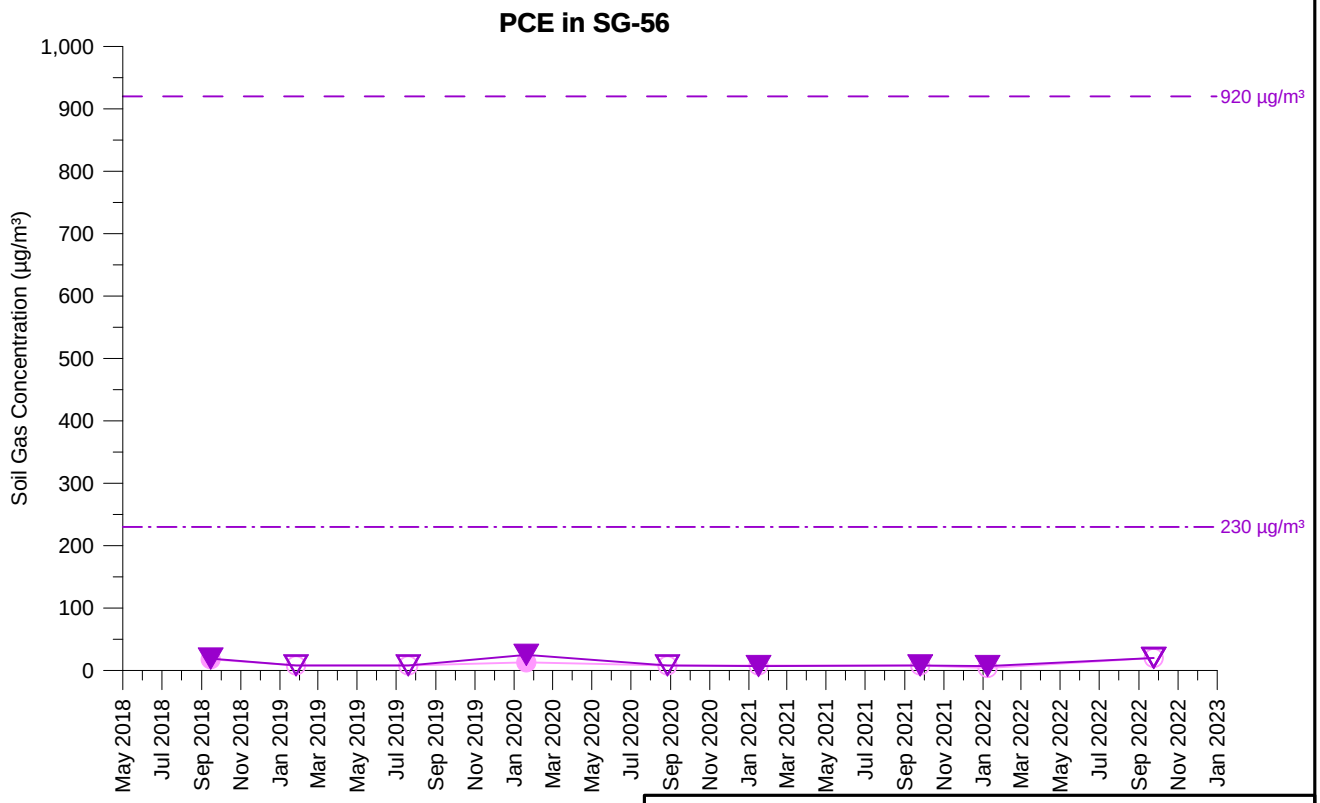

TCE Concentration (5 feet)
TCE Concentration (15 feet)
PCE Concentration (5 feet)
PCE Concentration (15 feet)

Open symbol denotes non-detect value

SG-56
TCE AND PCE SOIL GAS CONCENTRATIONS OVER TIME
PARCEL 6
Former Ford Aeronutronic Property
Newport Beach, California

wsp	By: DMO	Proj. No. 8620397107.1.1G
	Date: 2/8/2023	Figure **H-1-46**

C:\temp\fnb\graphs_H-1-046_SG-56.grf

This soil gas probe is no longer being sampled, in accordance with the July 28, 2022 "Proposal for a Reduced Soil Gas Monitoring Program", that was conditionally approved by the Water Board on August 2, 2022.

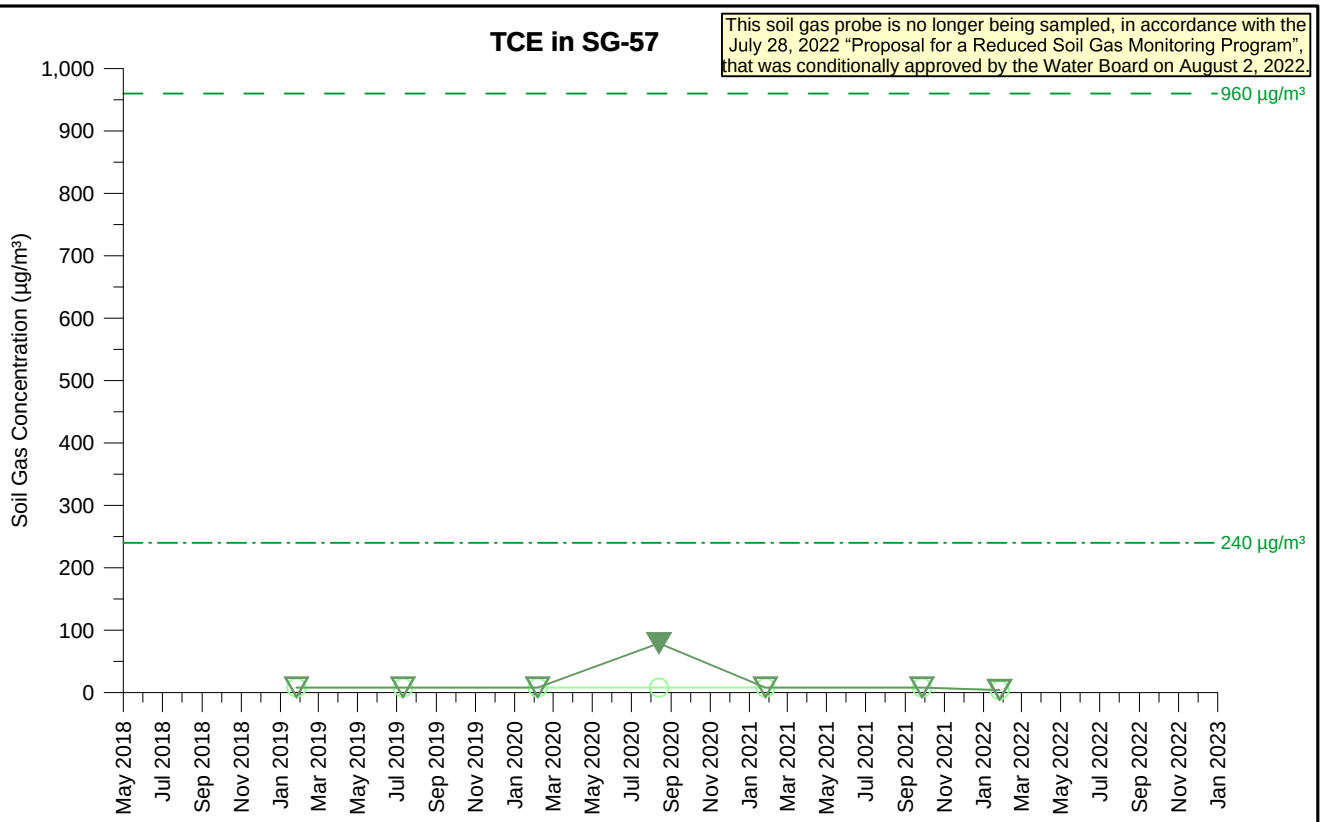

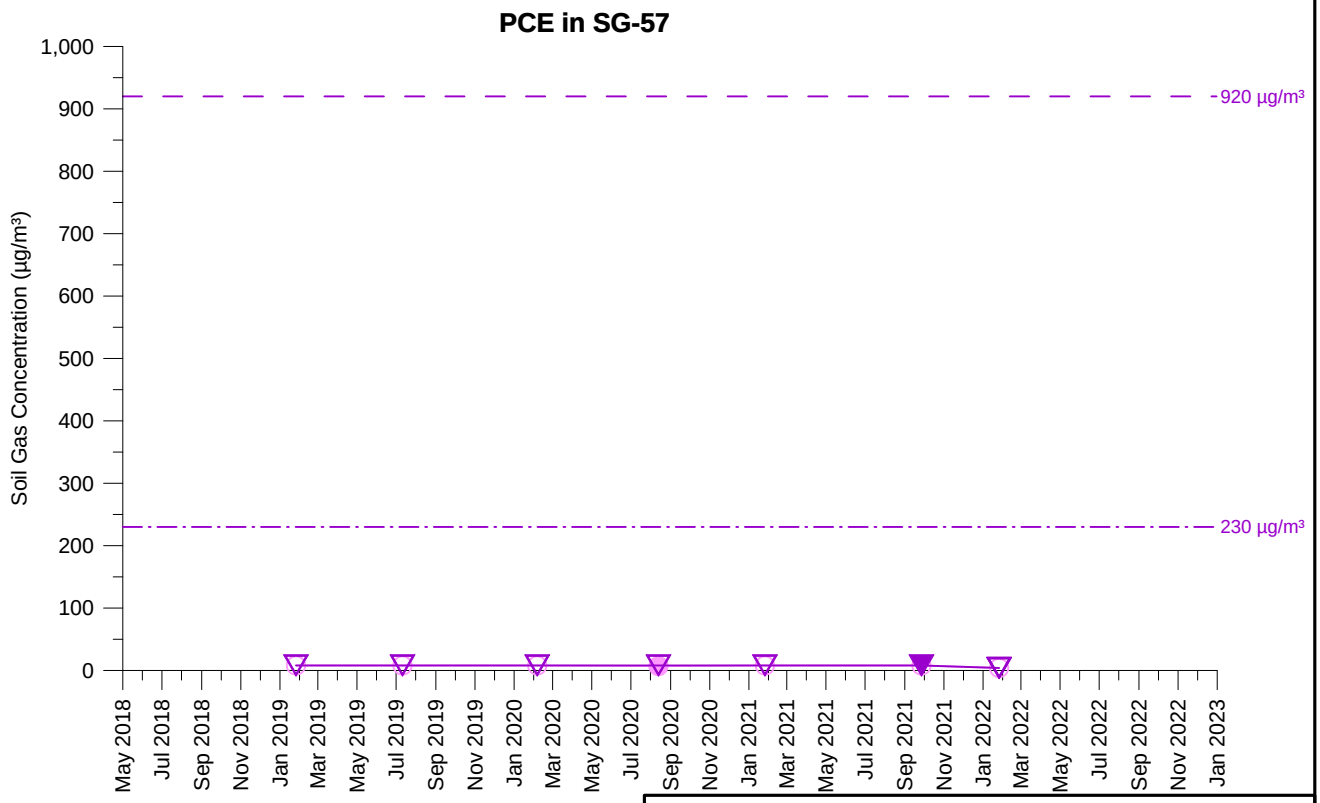

TCE Concentration (5 feet)
TCE Concentration (15 feet)
PCE Concentration (5 feet)
PCE Concentration (15 feet)

Open symbol denotes non-detect value

SG-57
TCE AND PCE SOIL GAS CONCENTRATIONS OVER TIME
PARCEL 1
Former Ford Aeronutronic Property
Newport Beach, California

wsp	By: DMO	Proj. No. 8620397107.1.1G
	Date: 2/8/2023	Figure **H-1-47**

C:\temp\fnb\graphs_H-1-047_SG-57.grf

This soil gas probe is no longer being sampled, in accordance with the July 28, 2022 "Proposal for a Reduced Soil Gas Monitoring Program", that was conditionally approved by the Water Board on August 2, 2022.

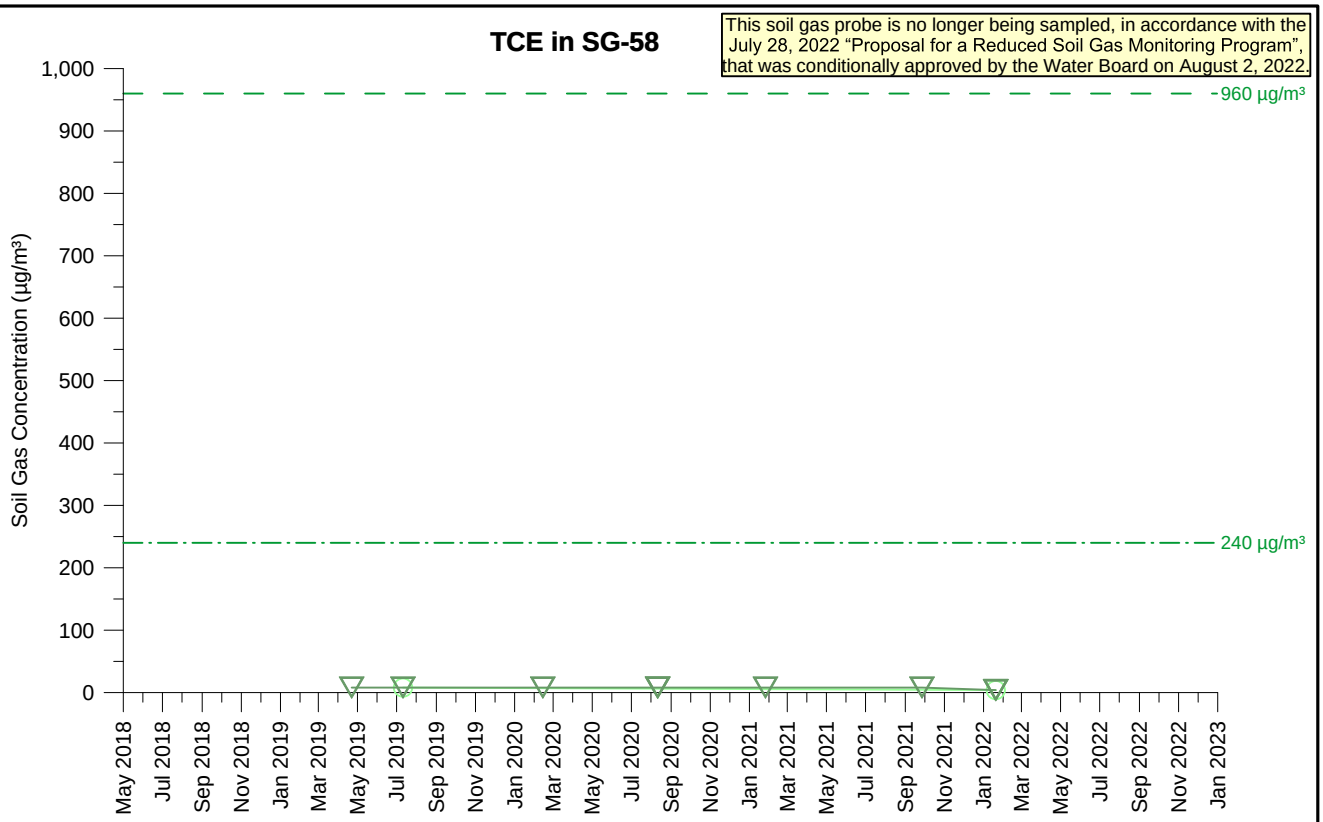

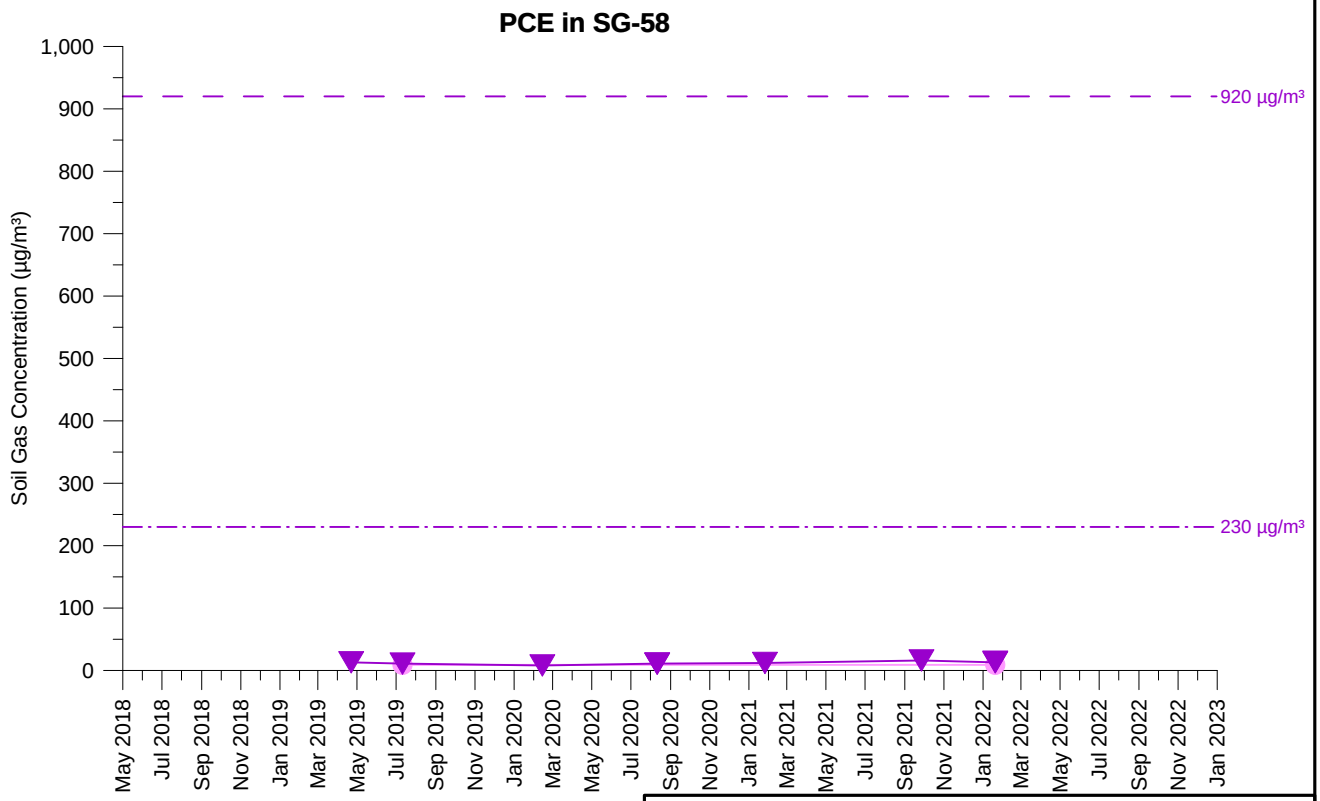

TCE Concentration (5 feet)
TCE Concentration (15 feet)
PCE Concentration (5 feet)
PCE Concentration (15 feet)

Open symbol denotes non-detect value

SG-58
TCE AND PCE SOIL GAS CONCENTRATIONS OVER TIME
PARCEL 21
Former Ford Aeronutronic Property
Newport Beach, California

wsp	By: DMO	Proj. No. 8620397107.1.1G
	Date: 2/8/2023	Figure **H-1-48**

C:\temp\fnb\graphs_H-1-048_SG-58.grf

This soil gas probe is no longer being sampled, in accordance with the July 28, 2022 "Proposal for a Reduced Soil Gas Monitoring Program", that was conditionally approved by the Water Board on August 2, 2022.

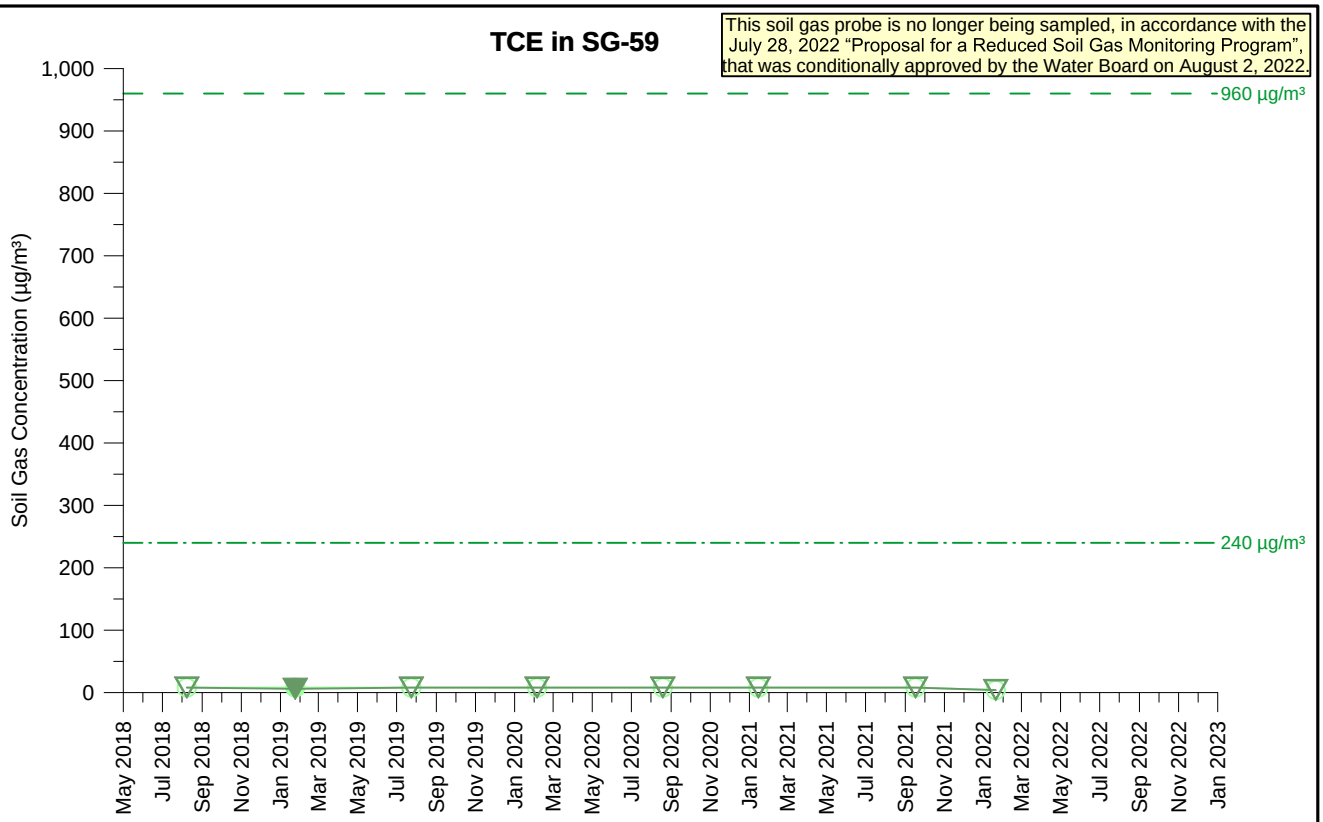

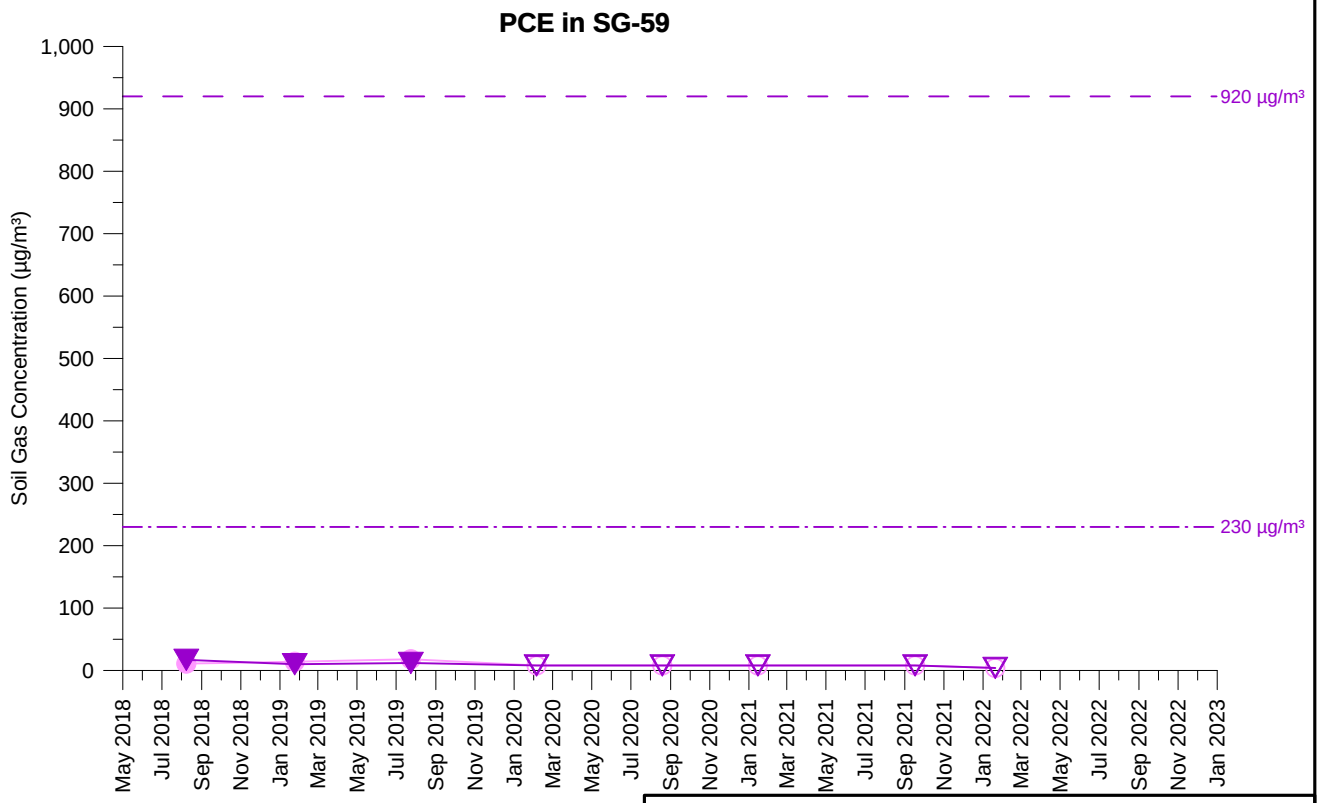

TCE Concentration (5 feet)
TCE Concentration (15 feet)
PCE Concentration (5 feet)
PCE Concentration (15 feet)

Open symbol denotes non-detect value

SG-59
TCE AND PCE SOIL GAS CONCENTRATIONS OVER TIME
RIGHT OF WAY
Former Ford Aeronutronic Property
Newport Beach, California

wsp	By: DMO	Proj. No. 8620397107.1.1G
	Date: 2/8/2023	Figure **H-1-49**

C:\temp\fnb\graphs_H-1-049_SG-59.grf

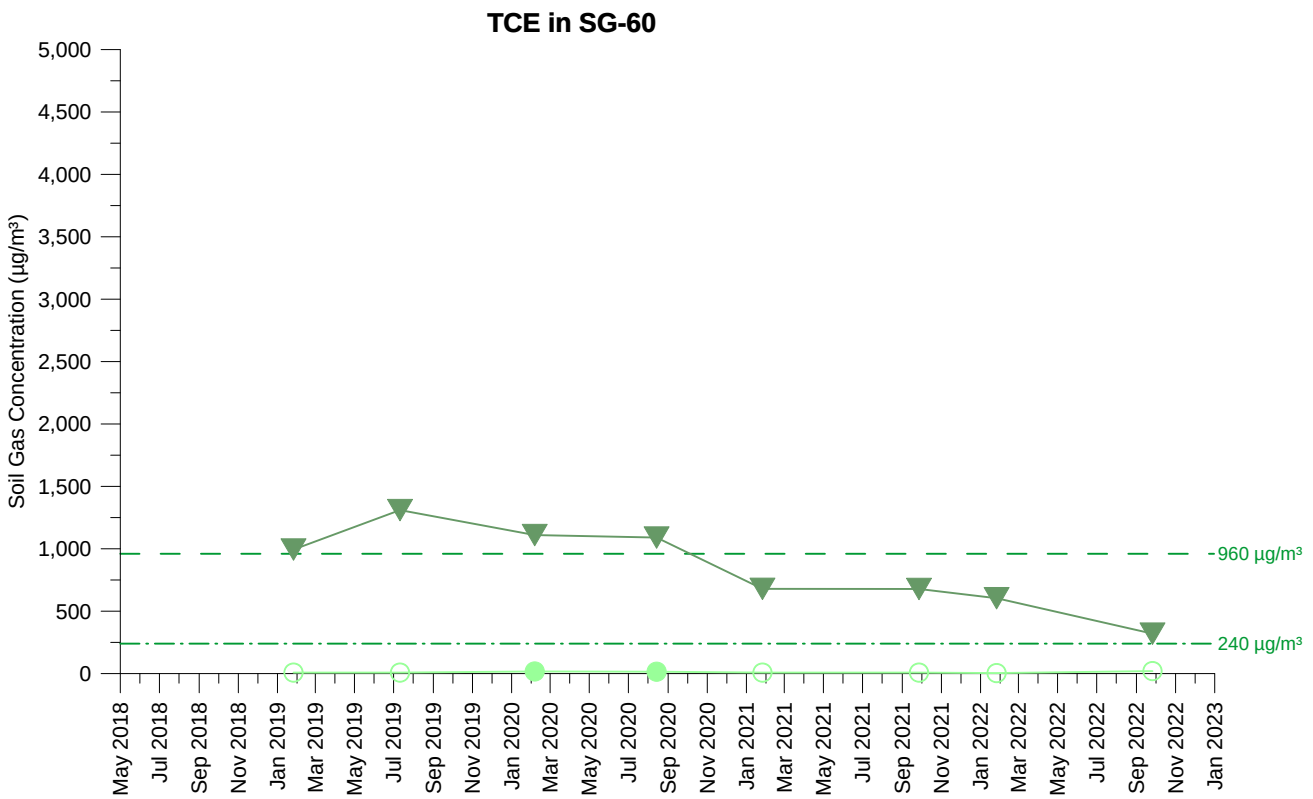

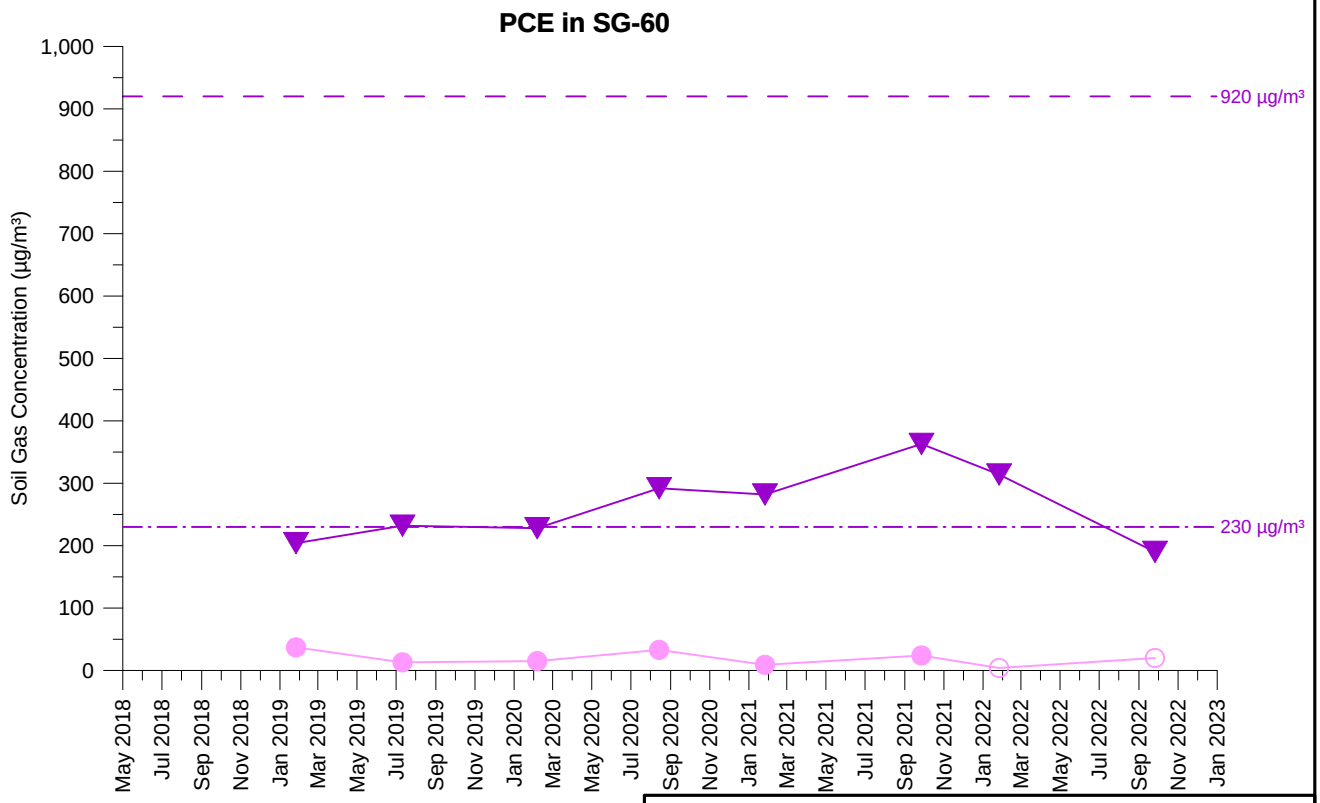

TCE Concentration (5 feet)
TCE Concentration (15 feet)
PCE Concentration (5 feet)
PCE Concentration (15 feet)

Open symbol denotes non-detect value

SG-60
TCE AND PCE SOIL GAS CONCENTRATIONS OVER TIME
PARCEL 1
Former Ford Aeronutronic Property
Newport Beach, California

wsp	By: DMO	Proj. No. 8620397107.1.1G
	Date: 2/8/2023	Figure **H-1-50**

C:\temp\fnb\graphs_H-1-050_SG-60.grf

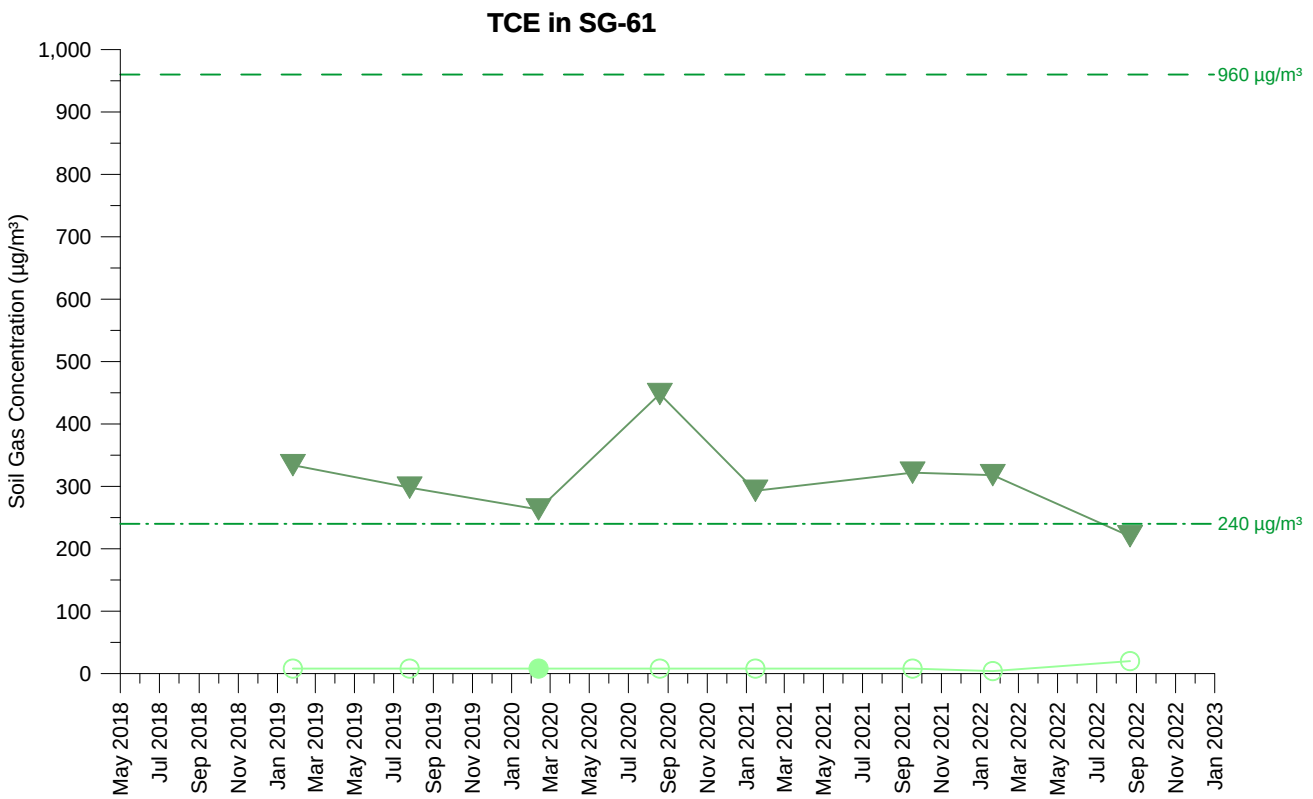

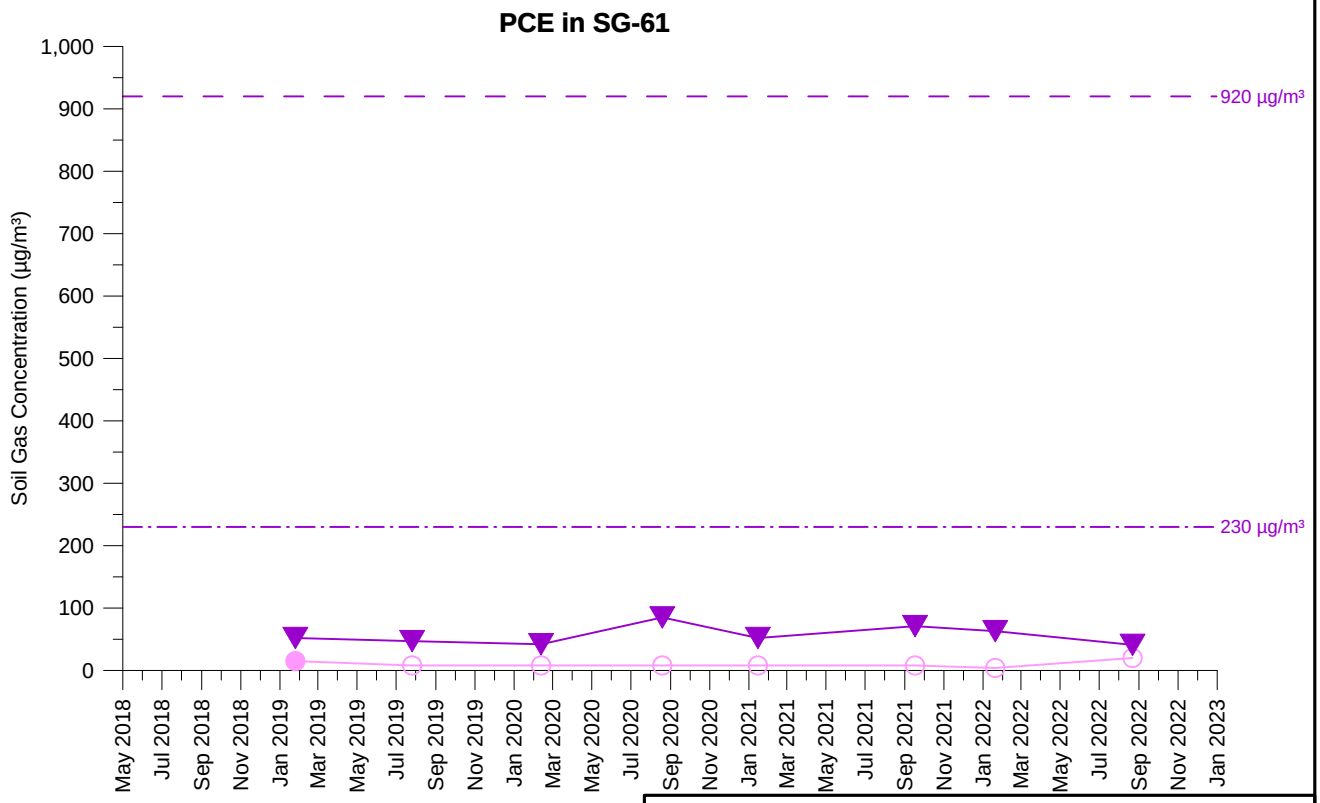

TCE Concentration (5 feet)
TCE Concentration (15 feet)
PCE Concentration (5 feet)
PCE Concentration (15 feet)

Open symbol denotes non-detect value

SG-61
TCE AND PCE SOIL GAS CONCENTRATIONS OVER TIME
RIGHT OF WAY
Former Ford Aeronutronic Property
Newport Beach, California

wsp	By: DMO	Proj. No. 8620397107.1.1G
	Date: 2/8/2023	Figure **H-1-51**

C:\temp\fnb\graphs_H-1-051_SG-61.grf

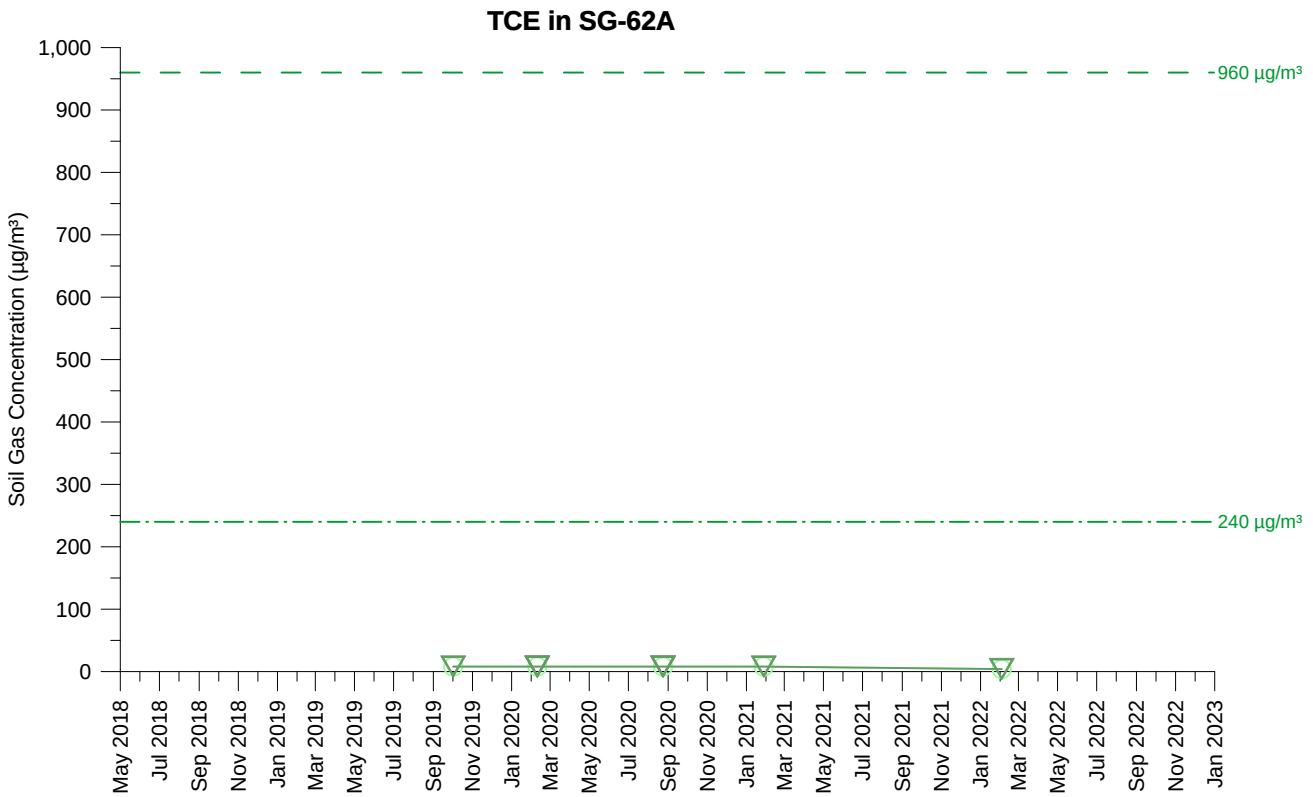

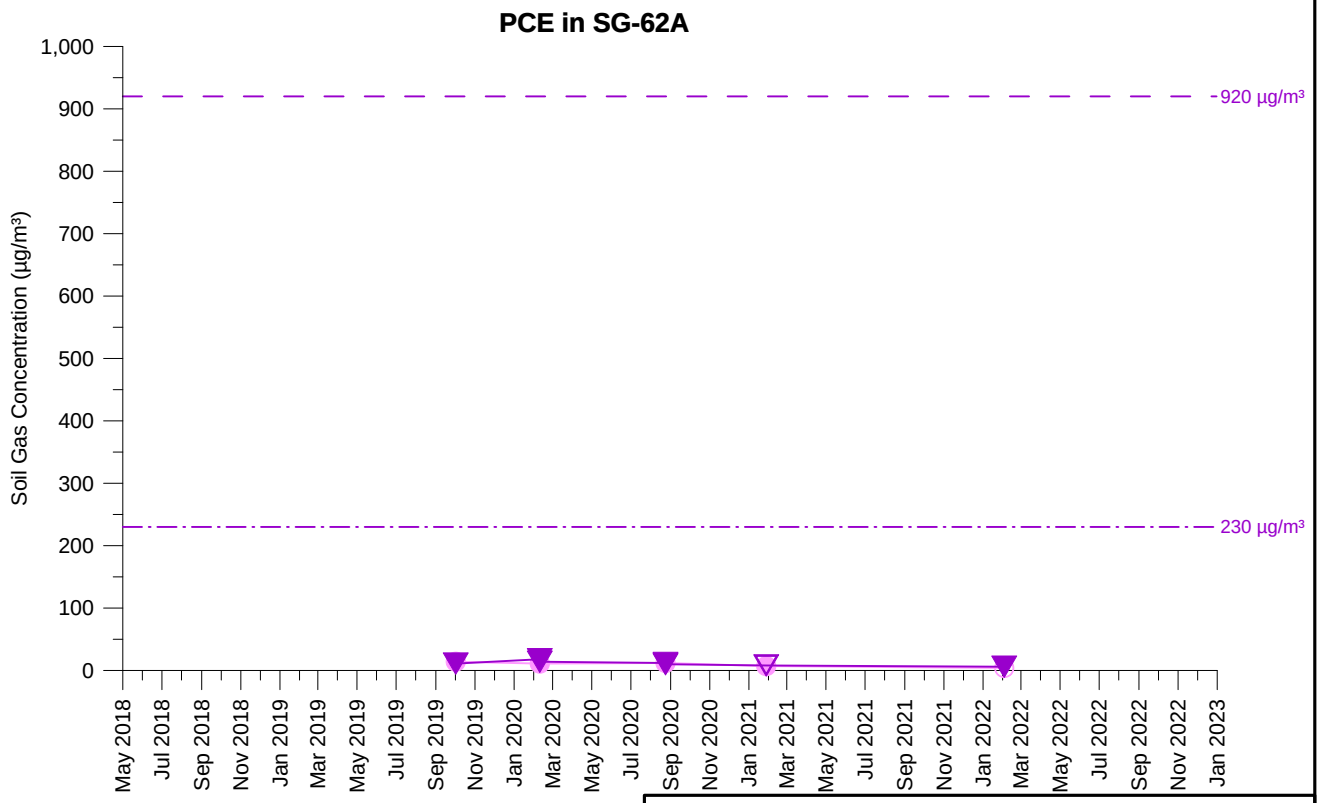

TCE Concentration (5.5 feet)
TCE Concentration (12 feet)
PCE Concentration (5.5 feet)
PCE Concentration (12 feet)
Open symbol denotes non-detect value

SG-62A
TCE AND PCE SOIL GAS CONCENTRATIONS OVER TIME
RIGHT OF WAY
Former Ford Aeronutronic Property
Newport Beach, California

wsp	By: DMO	Proj. No. 8620397107.1.1G
	Date: 2/8/2023	Figure **H-1-52**

C:\temp\fnb\graphs_H-1-052_SG-62A.grf

This soil gas probe is no longer being sampled, in accordance with the July 28, 2022 "Proposal for a Reduced Soil Gas Monitoring Program", that was conditionally approved by the Water Board on August 2, 2022.

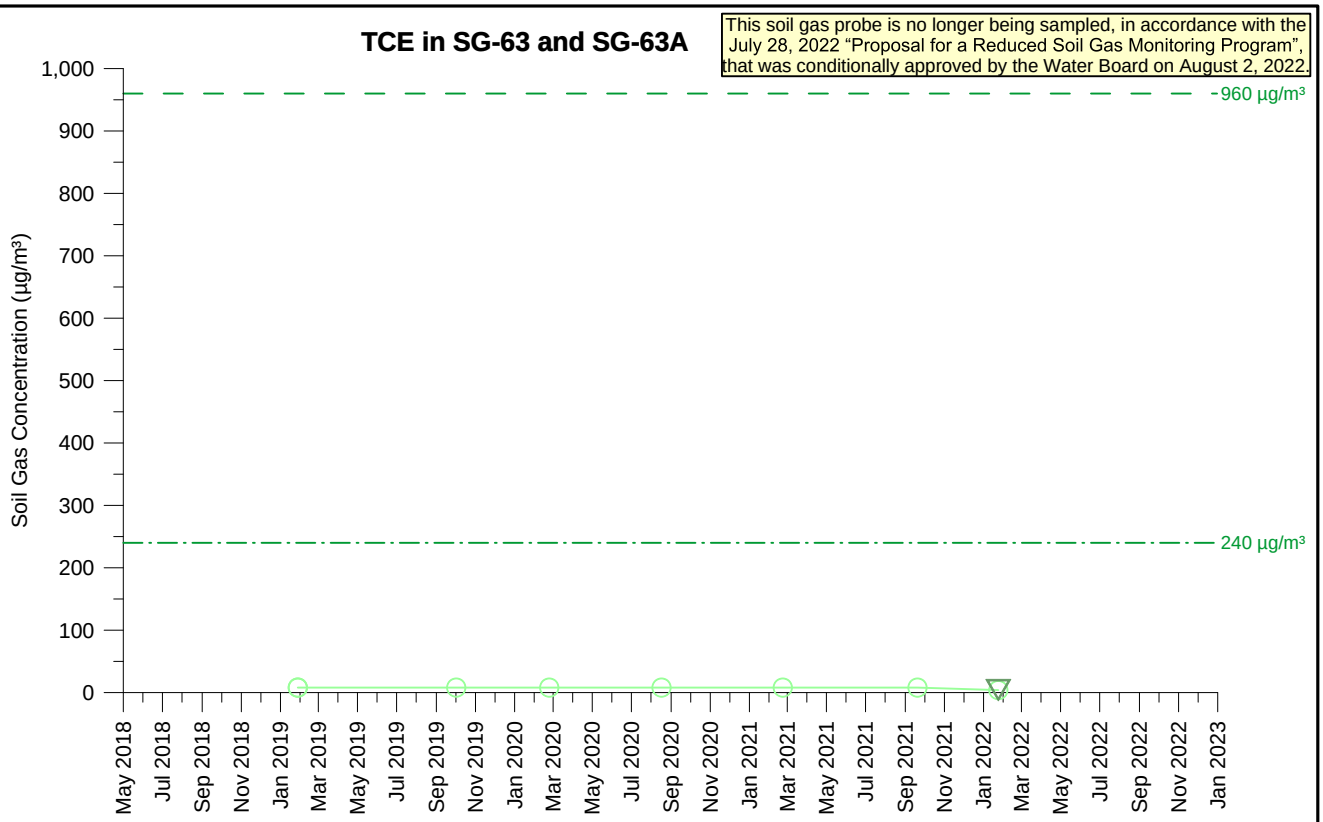

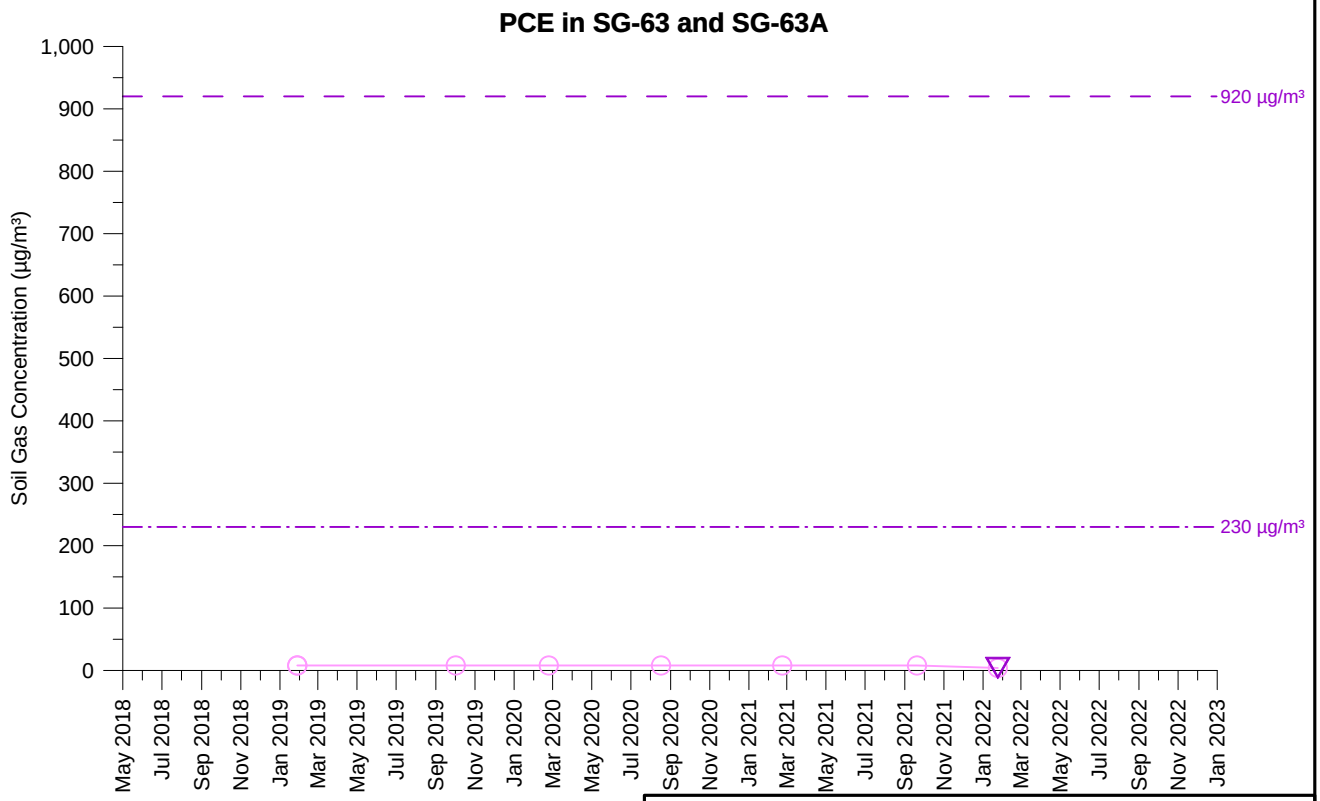

TCE Concentration (5 feet)
TCE Concentration (13.5 feet)
PCE Concentration (5 feet)
PCE Concentration (13.5 feet)

Open symbol denotes non-detect value

SG-63 and SG-63A
TCE AND PCE SOIL GAS CONCENTRATIONS OVER TIME
PARCEL 15
Former Ford Aeronutronic Property
Newport Beach, California

wsp	By: DMO	Proj. No. 8620397107.1.1G
	Date: 2/8/2023	Figure **H-1-53**

C:\temp\fnb\graphs_H-1-053_SG-63 and SG-63A.grf

This soil gas probe is no longer being sampled, in accordance with the July 28, 2022 "Proposal for a Reduced Soil Gas Monitoring Program", that was conditionally approved by the Water Board on August 2, 2022.

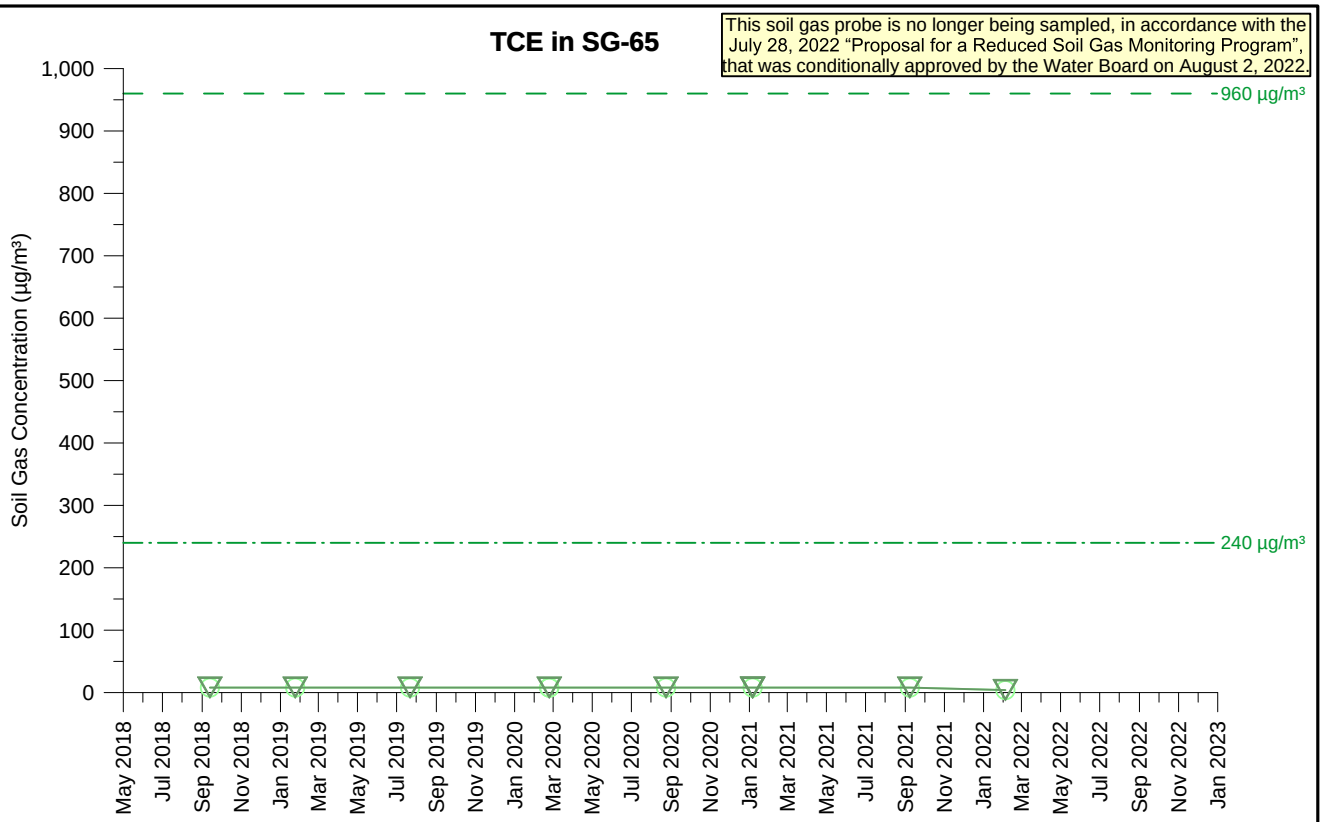

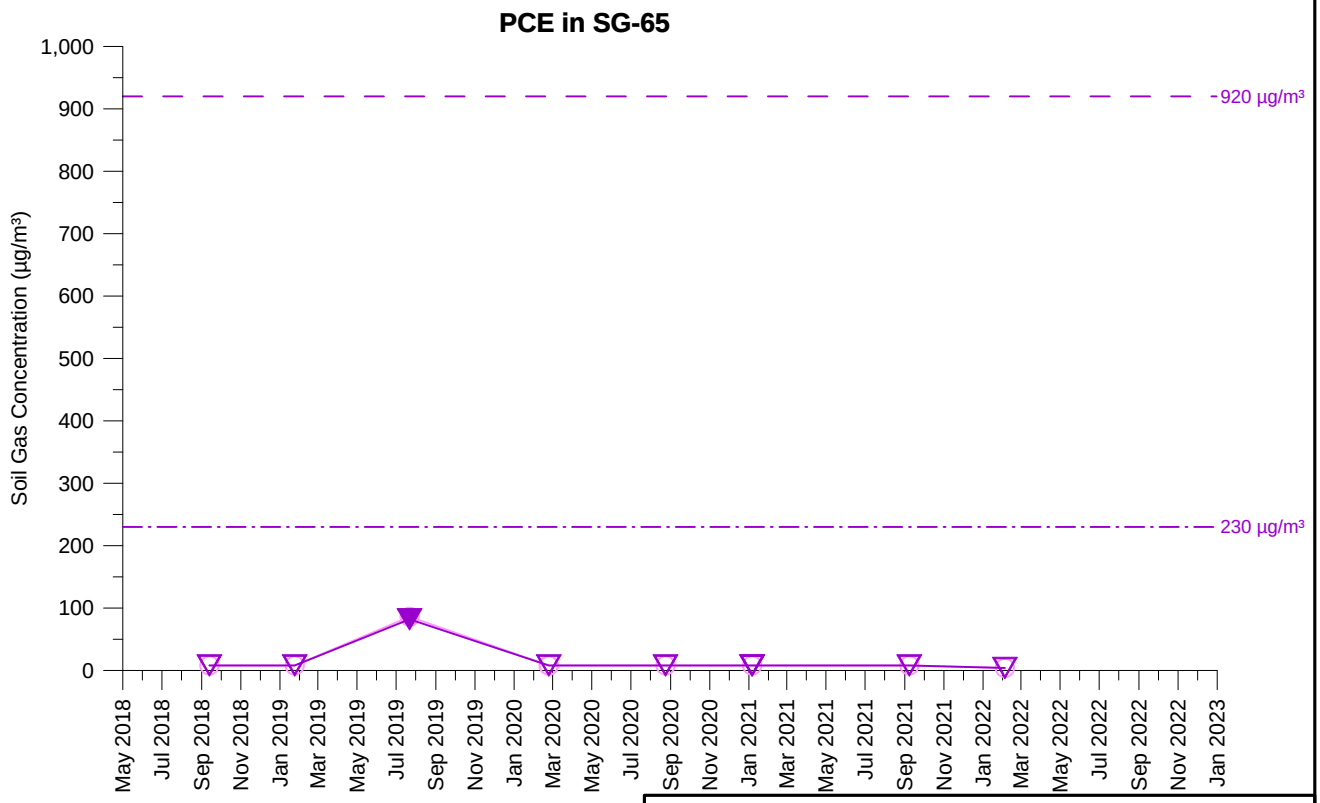

TCE Concentration (5 feet)
TCE Concentration (15 feet)
PCE Concentration (5 feet)
PCE Concentration (15 feet)

Open symbol denotes non-detect value

SG-65
TCE AND PCE SOIL GAS CONCENTRATIONS OVER TIME
PARCEL 20
Former Ford Aeronutronic Property
Newport Beach, California

wsp	By: DMO	Proj. No. 8620397107.1.1G
	Date: 2/8/2023	Figure **H-1-54**

C:\temp\fnb\graphs_H-1-054_SG-65.grf

This soil gas probe is no longer being sampled, in accordance with the July 28, 2022 "Proposal for a Reduced Soil Gas Monitoring Program", that was conditionally approved by the Water Board on August 2, 2022.

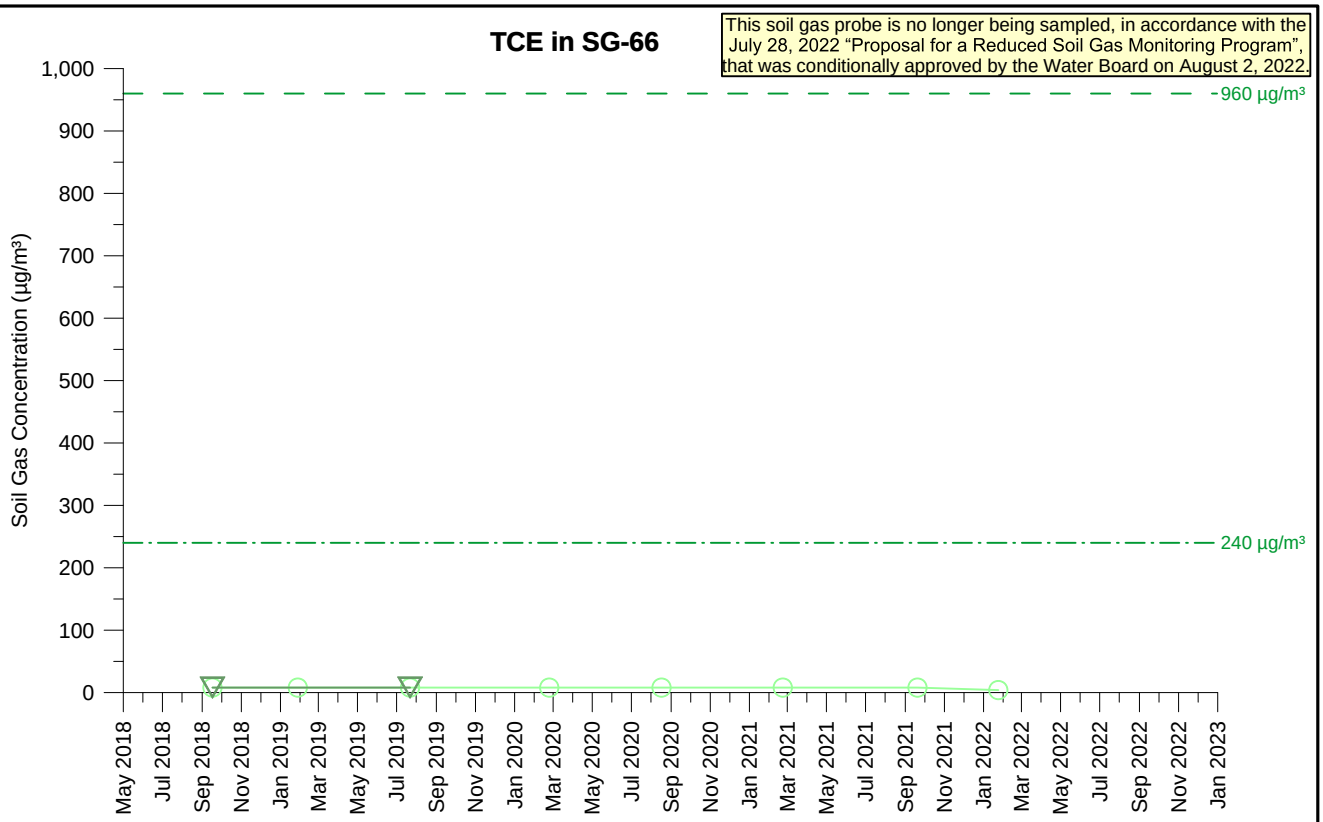

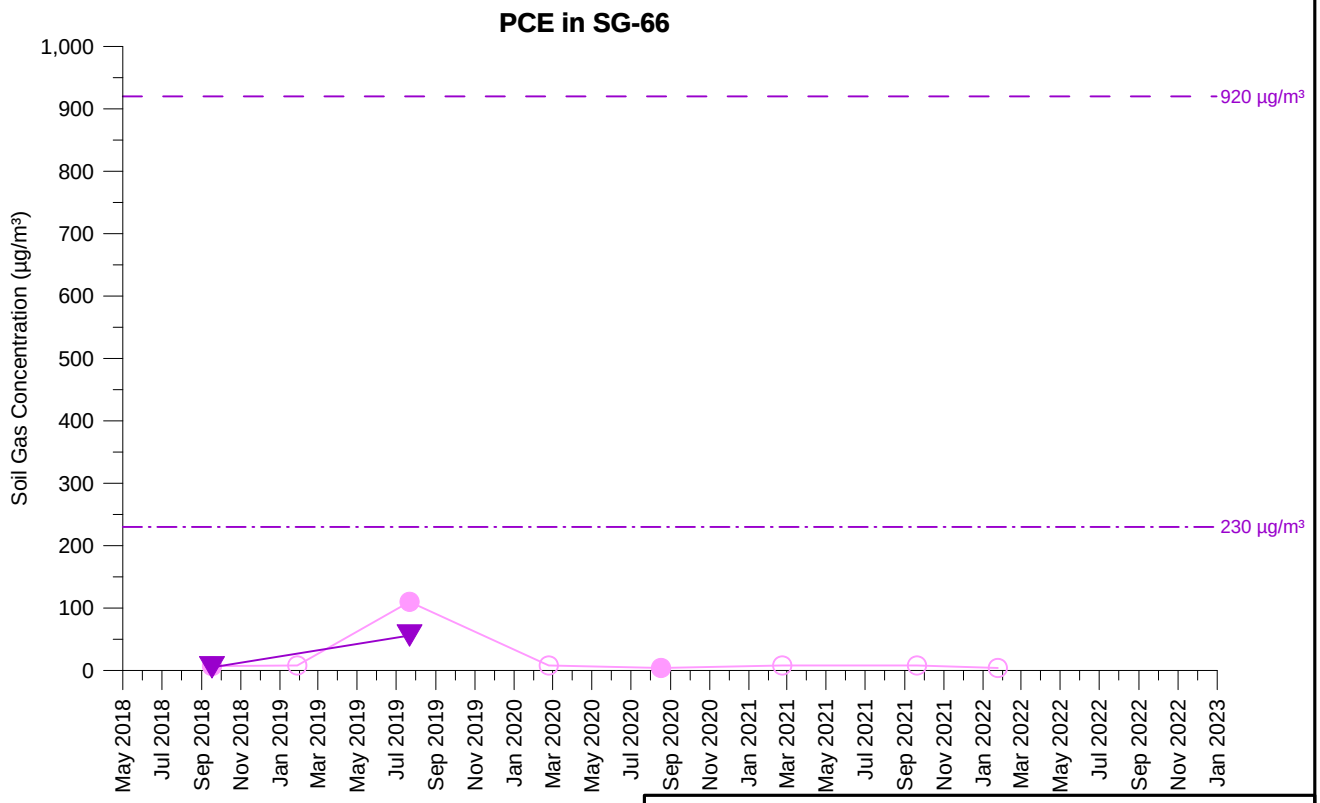

TCE Concentration (5 feet)
TCE Concentration (15 feet)
PCE Concentration (5 feet)
PCE Concentration (15 feet)

Open symbol denotes non-detect value

SG-66
TCE AND PCE SOIL GAS CONCENTRATIONS OVER TIME
PARCEL 15
Former Ford Aeronutronic Property
Newport Beach, California

wsp	By: DMO	Proj. No. 8620397107.1.1G
	Date: 2/8/2023	Figure **H-1-55**

C:\temp\fnb\graphs_H-1-055_SG-66.grf

This soil gas probe is no longer being sampled, in accordance with the July 28, 2022 "Proposal for a Reduced Soil Gas Monitoring Program", that was conditionally approved by the Water Board on August 2, 2022.

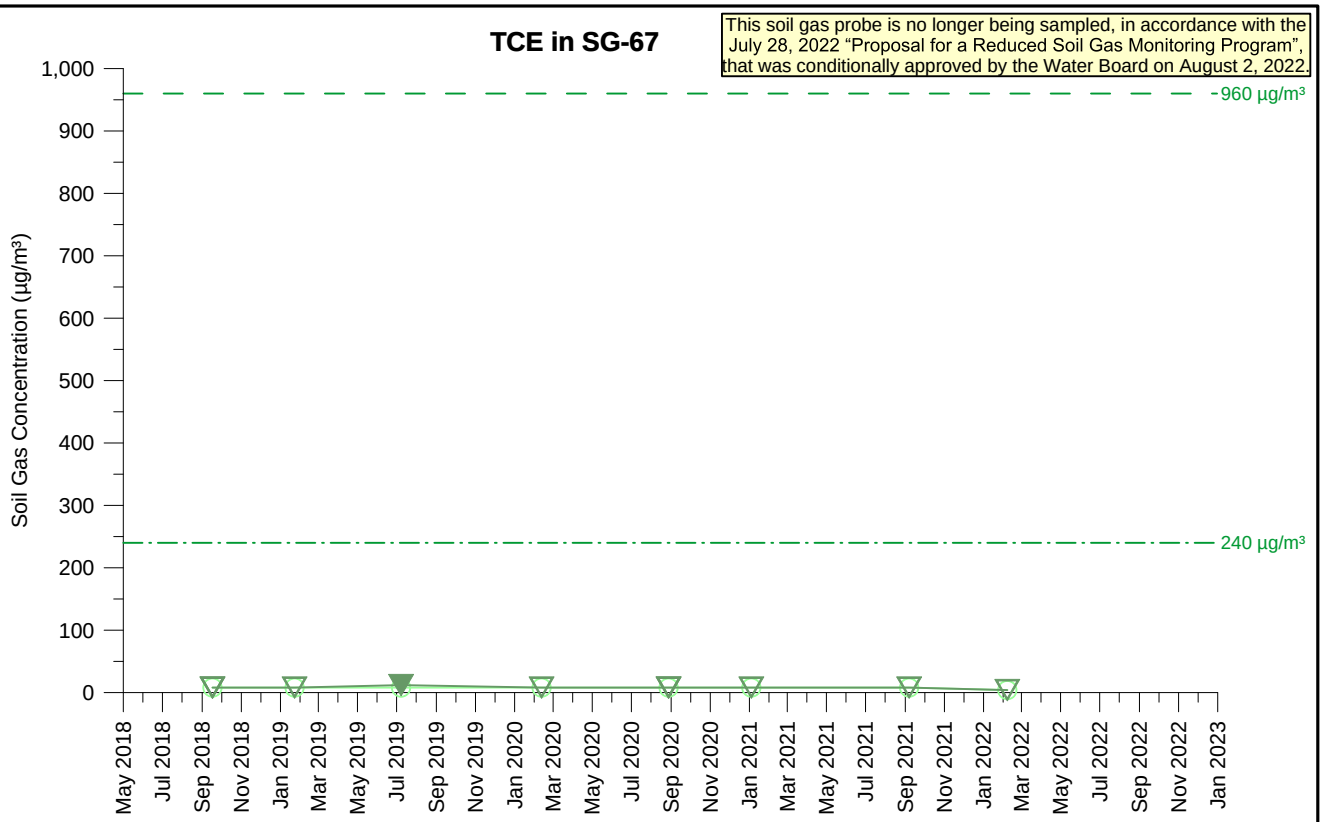

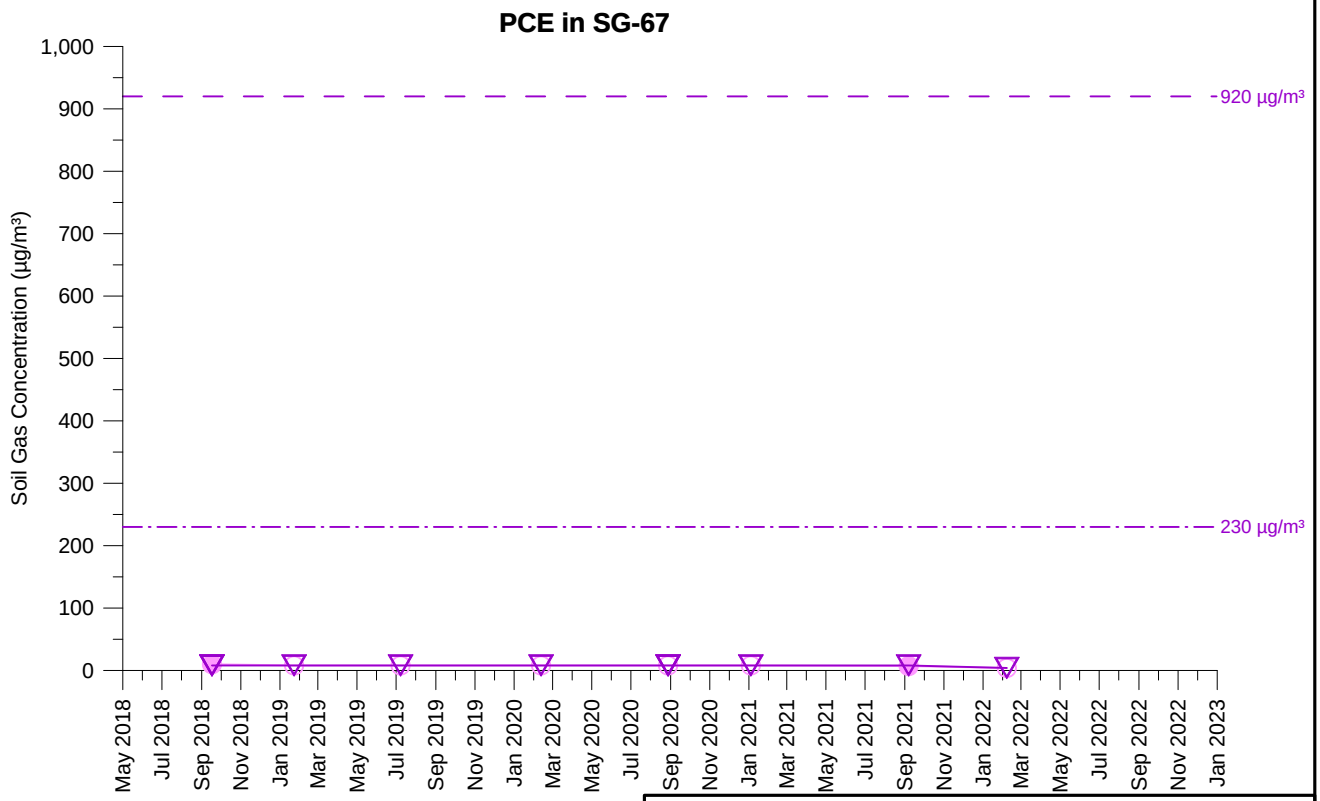

TCE Concentration (5 feet)
TCE Concentration (15 feet)
PCE Concentration (5 feet)
PCE Concentration (15 feet)

Open symbol denotes non-detect value

SG-67
TCE AND PCE SOIL GAS CONCENTRATIONS OVER TIME
PARCEL 16
Former Ford Aeronutronic Property
Newport Beach, California

wsp	By: DMO	Proj. No. 8620397107.1.1G
	Date: 2/8/2023	Figure **H-1-56**

C:\temp\fnb\graphs_H-1-056_SG-67.grf

This soil gas probe is no longer being sampled, in accordance with the July 28, 2022 "Proposal for a Reduced Soil Gas Monitoring Program", that was conditionally approved by the Water Board on August 2, 2022.

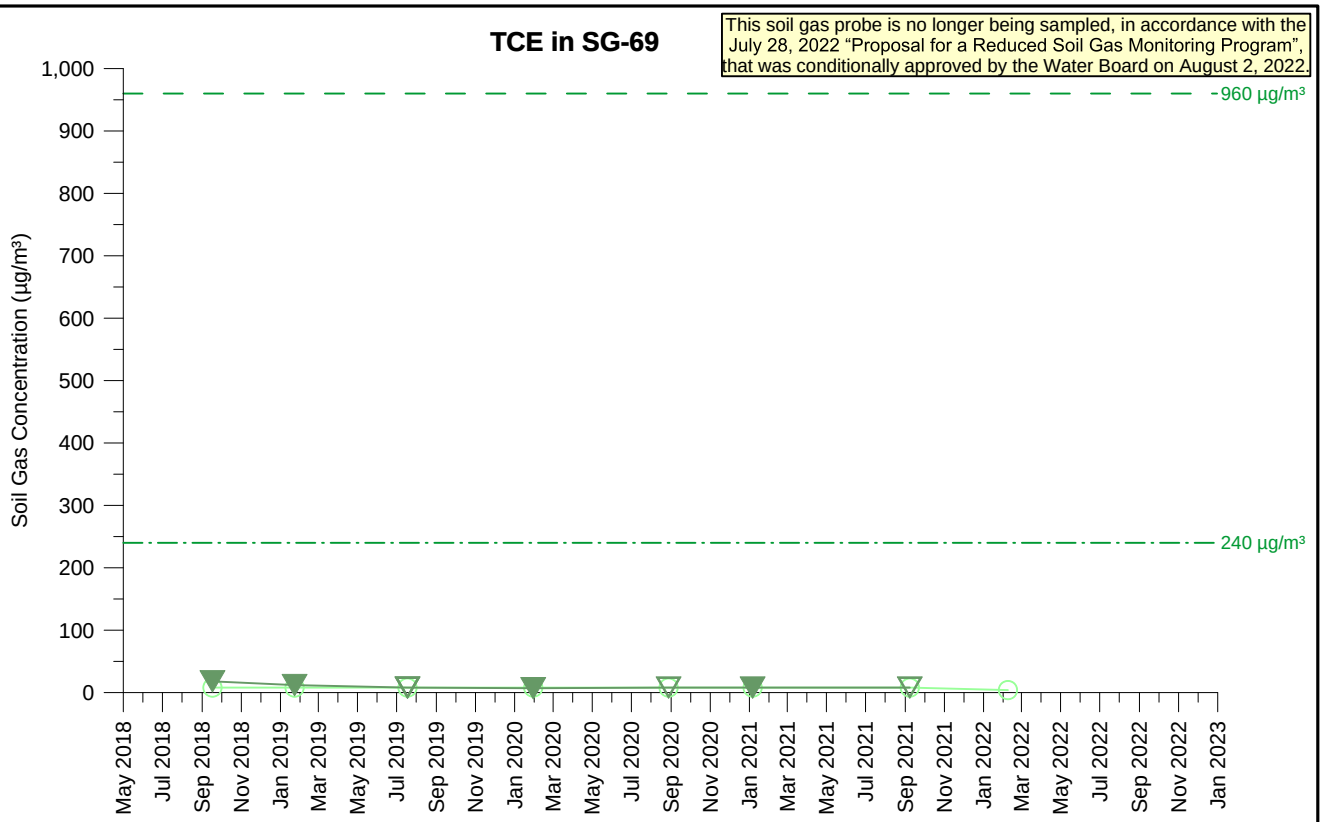

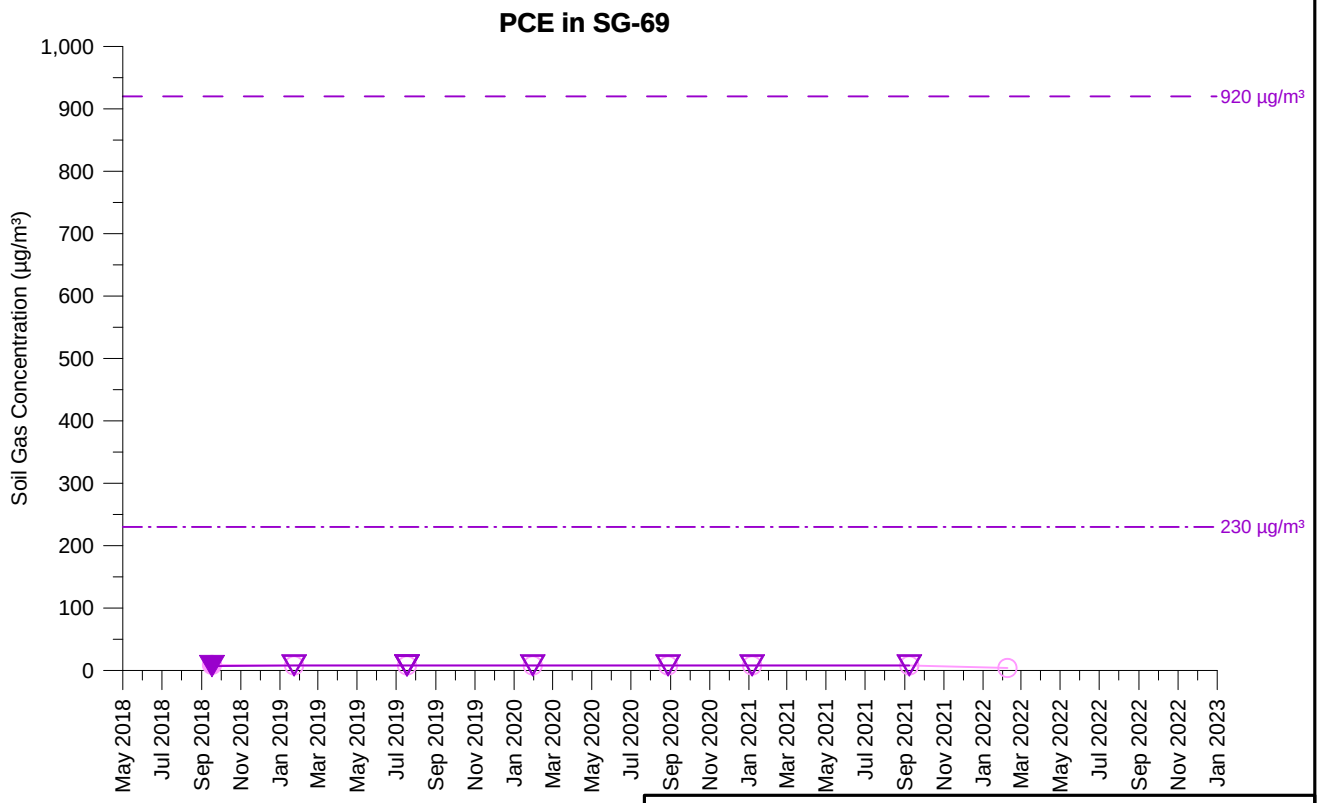

TCE Concentration (5 feet)
TCE Concentration (10 feet)
PCE Concentration (5 feet)
PCE Concentration (10 feet)

Open symbol denotes non-detect value

SG-69
TCE AND PCE SOIL GAS CONCENTRATIONS OVER TIME
PARCEL 16
Former Ford Aeronutronic Property
Newport Beach, California

wsp	By: DMO	Proj. No. 8620397107.1.1G
	Date: 2/8/2023	Figure **H-1-57**

C:\temp\fnb\graphs_H-1-057_SG-69.grf

This soil gas probe is no longer being sampled, in accordance with the July 28, 2022 "Proposal for a Reduced Soil Gas Monitoring Program", that was conditionally approved by the Water Board on August 2, 2022.

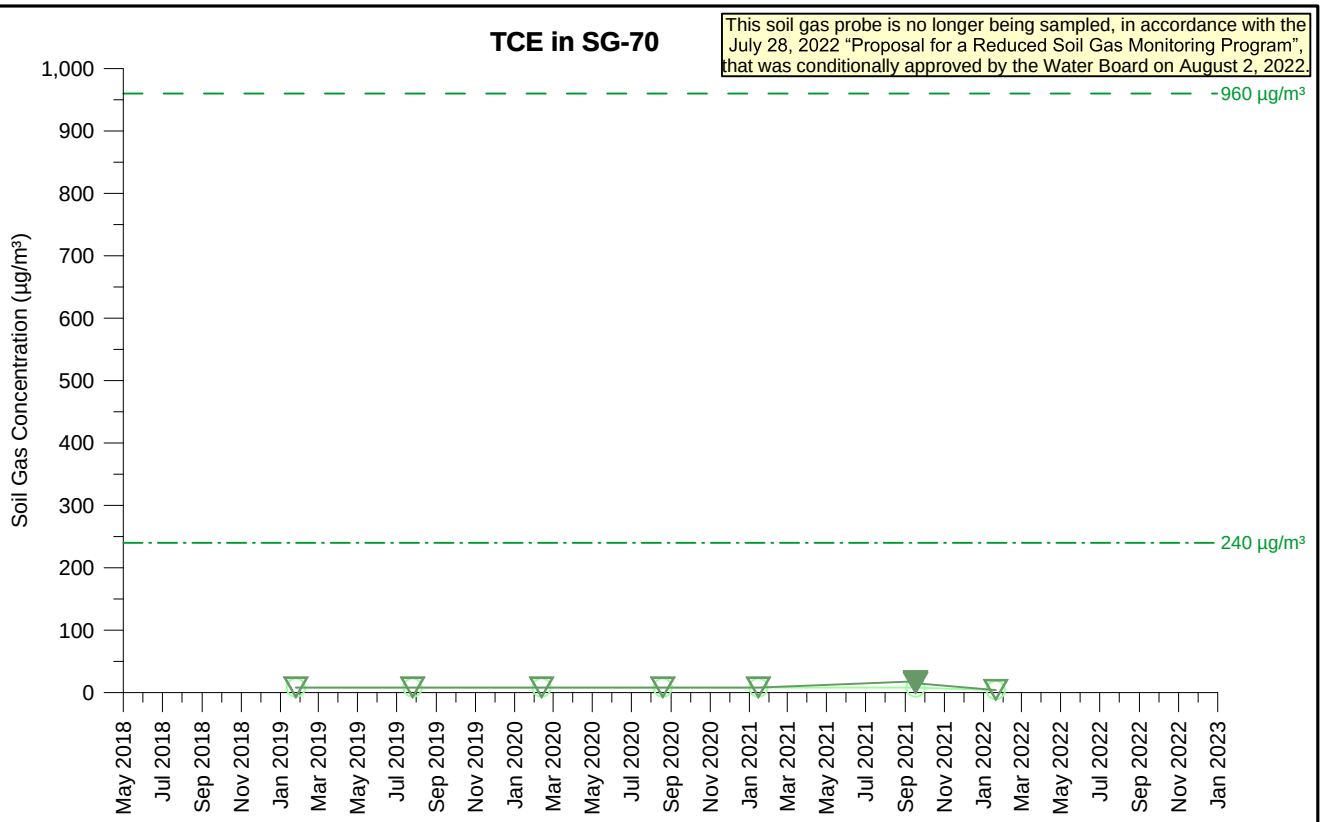

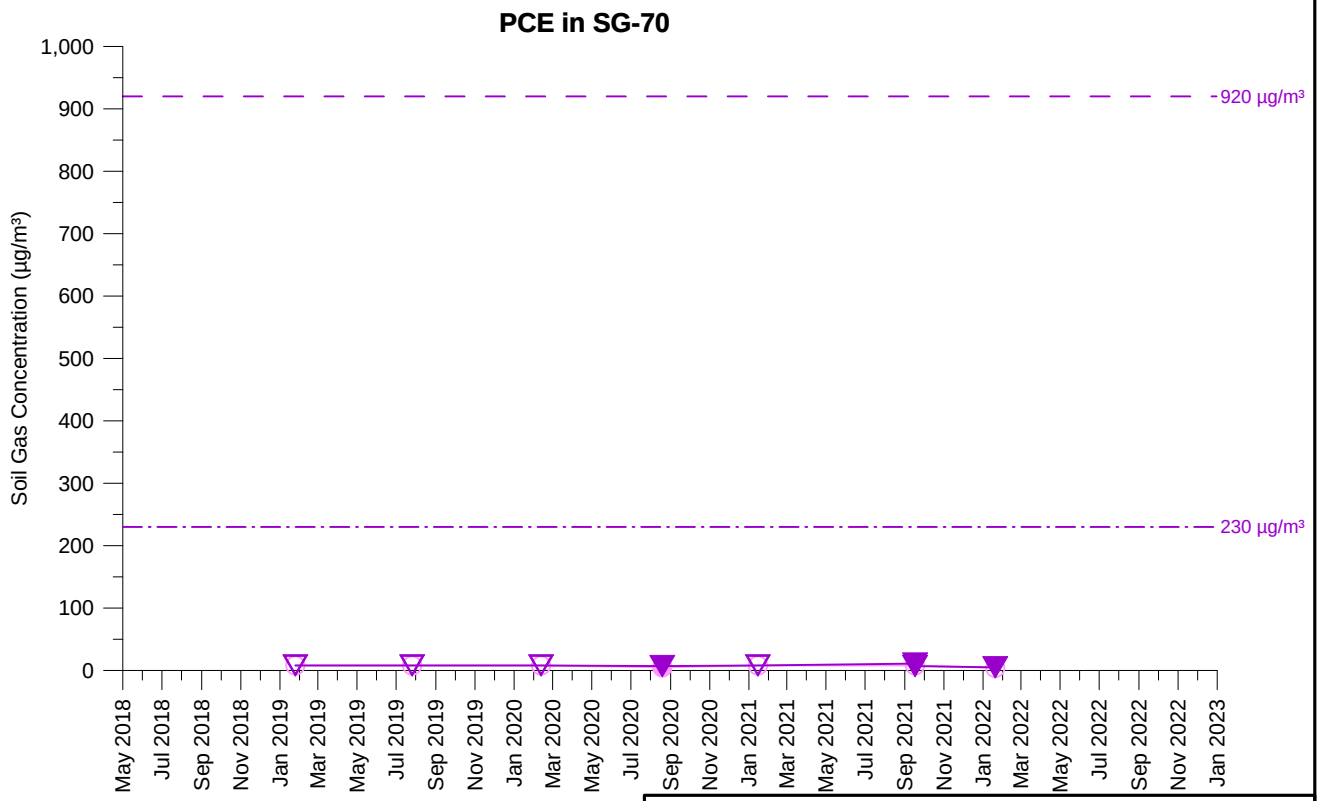

TCE Concentration (5 feet)
TCE Concentration (12 feet)
PCE Concentration (5 feet)
PCE Concentration (12 feet)

Open symbol denotes non-detect value

SG-70
TCE AND PCE SOIL GAS CONCENTRATIONS OVER TIME
RIGHT OF WAY
Former Ford Aeronutronic Property
Newport Beach, California

wsp	By: DMO	Proj. No. 8620397107.1.1G
	Date: 2/8/2023	Figure **H-1-58**

C:\temp\fnb\graphs_H-1-058_SG-70.grf

This soil gas probe is no longer being sampled, in accordance with the July 28, 2022 "Proposal for a Reduced Soil Gas Monitoring Program", that was conditionally approved by the Water Board on August 2, 2022.

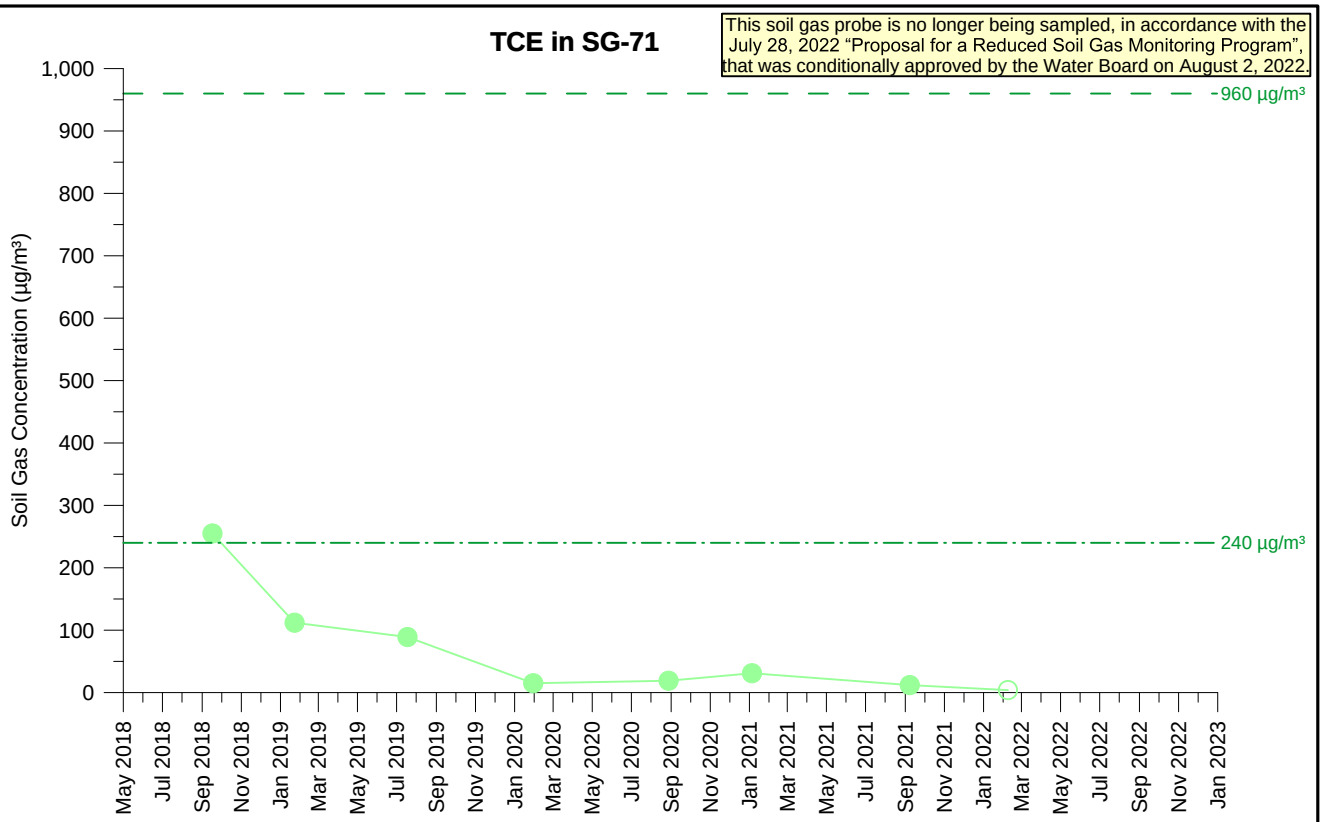

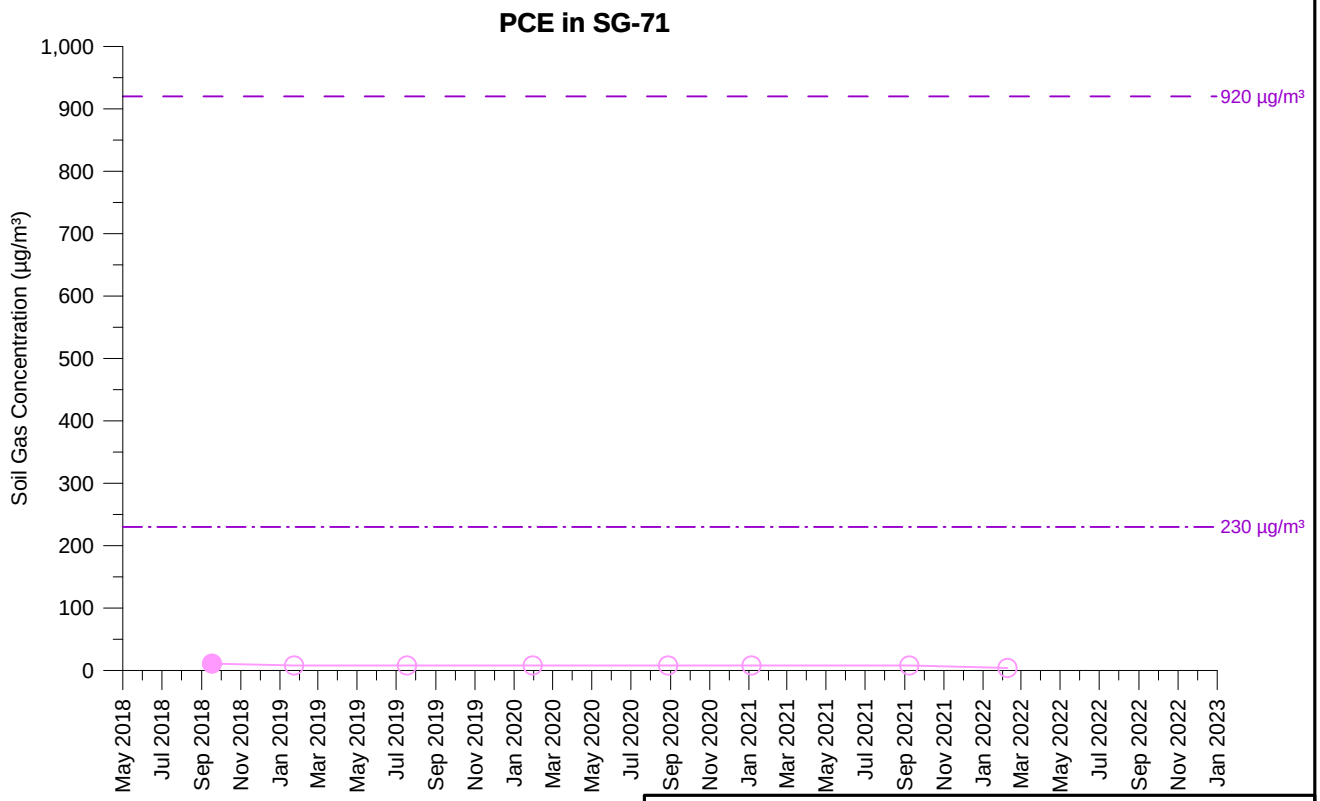

TCE Concentration (5 feet)

PCE Concentration (5 feet)

Open symbol denotes non-detect value

SG-71
TCE AND PCE SOIL GAS CONCENTRATIONS OVER TIME
PARCEL 16
Former Ford Aeronutronic Property
Newport Beach, California

wsp	By: DMO	Proj. No. 8620397107.1.1G
	Date: 2/8/2023	Figure **H-1-59**

C:\temp\fnb\graphs_H-1-059_SG-71.grf

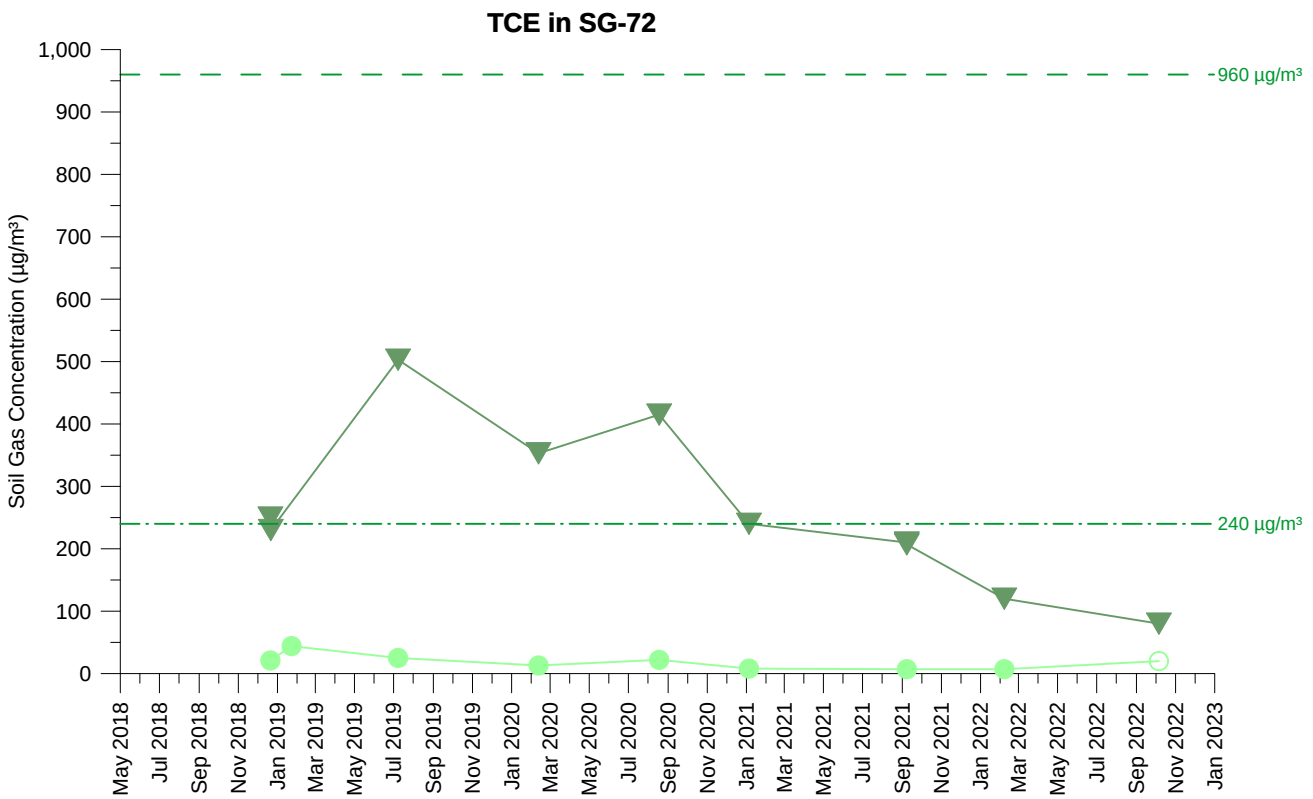

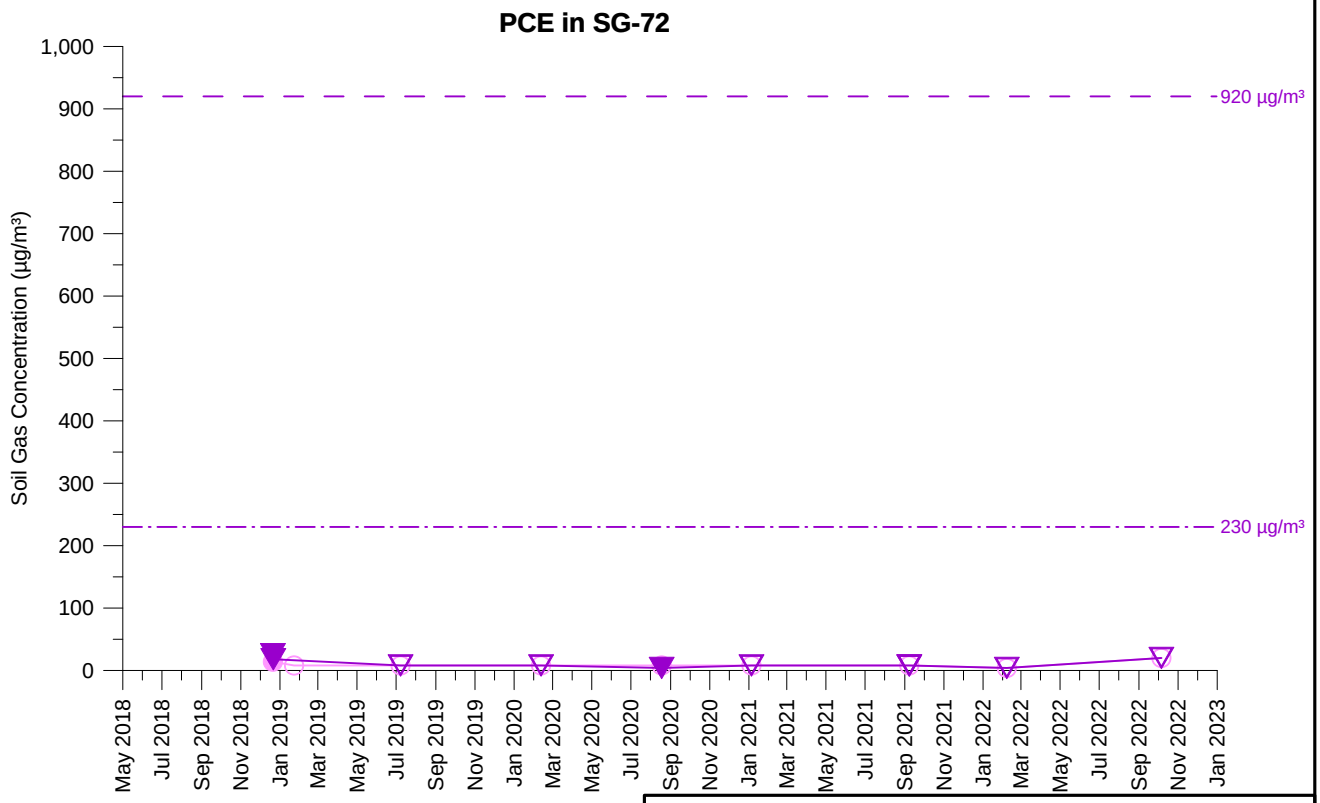

TCE Concentration (5 feet)
TCE Concentration (15 feet)
PCE Concentration (5 feet)
PCE Concentration (15 feet)

Open symbol denotes non-detect value

SG-72
TCE AND PCE SOIL GAS CONCENTRATIONS OVER TIME
PARCEL 16
Former Ford Aeronutronic Property
Newport Beach, California

wsp	By: DMO	Proj. No. 8620397107.1.1G
	Date: 2/8/2023	Figure **H-1-60**

C:\temp\fnb\graphs_H-1-060_SG-72.grf

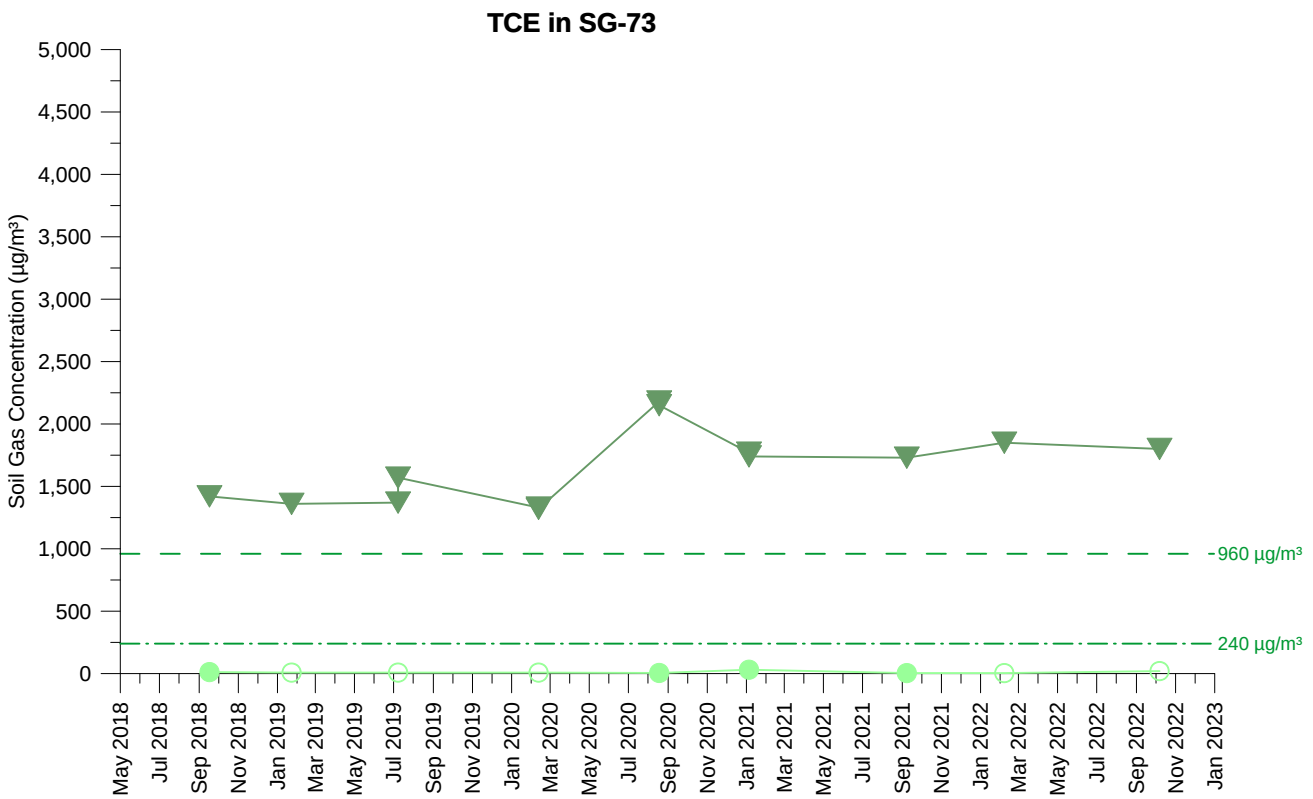

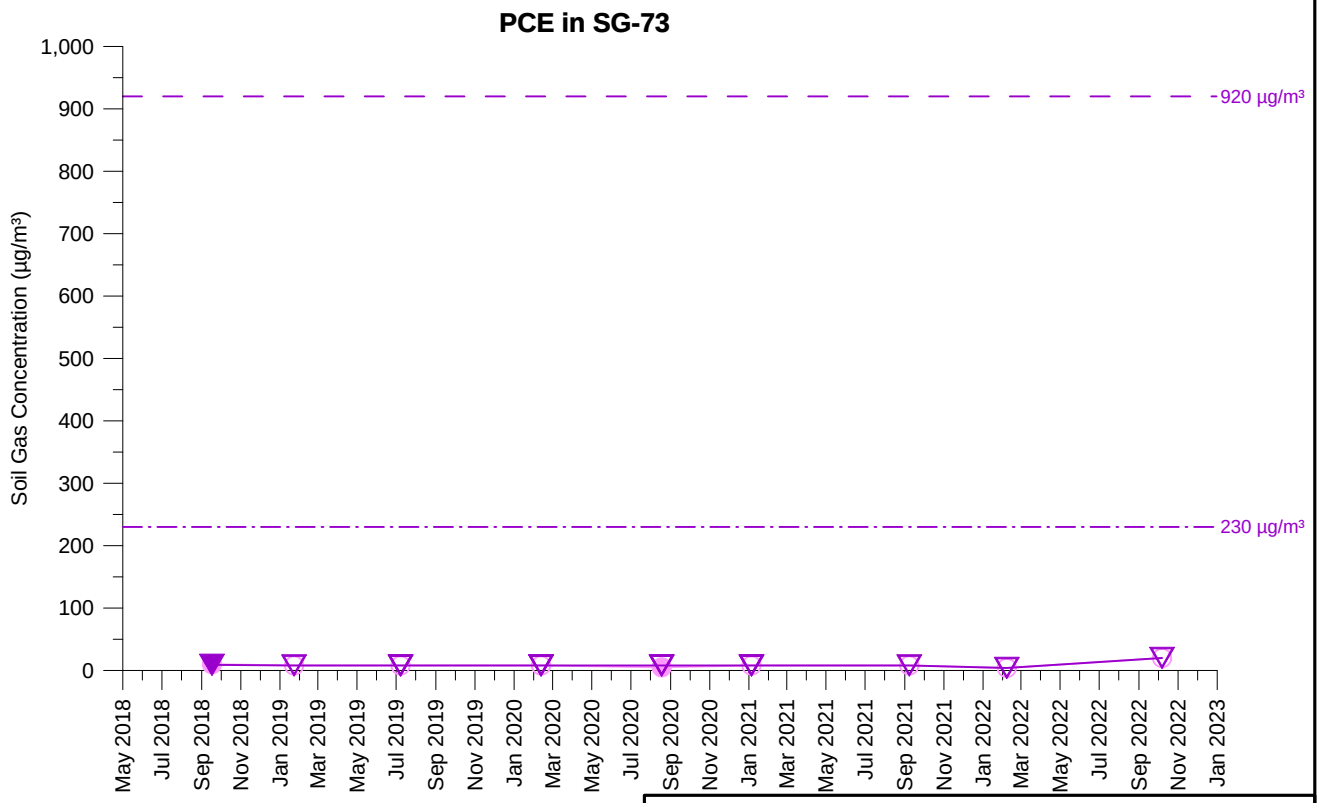

TCE Concentration (5 feet)
TCE Concentration (15 feet)
PCE Concentration (5 feet)
PCE Concentration (15 feet)

Open symbol denotes non-detect value

SG-73
TCE AND PCE SOIL GAS CONCENTRATIONS OVER TIME
PARCEL 16
Former Ford Aeronutronic Property
Newport Beach, California

wsp	By: DMO	Proj. No. 8620397107.1.1G
	Date: 2/8/2023	Figure **H-1-61**

C:\temp\fnb\graphs_H-1-061_SG-73.grf

This soil gas probe is no longer being sampled, in accordance with the July 28, 2022 "Proposal for a Reduced Soil Gas Monitoring Program", that was conditionally approved by the Water Board on August 2, 2022.

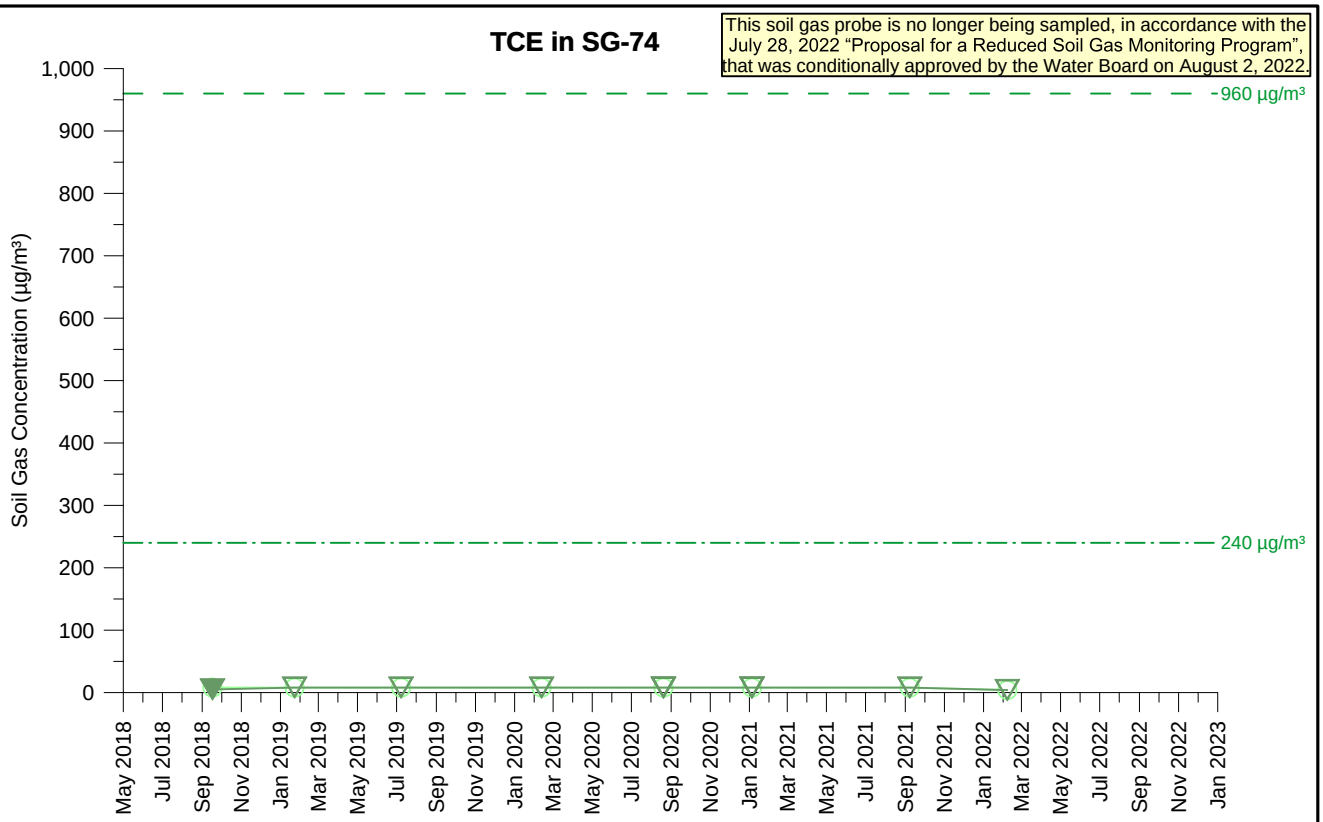

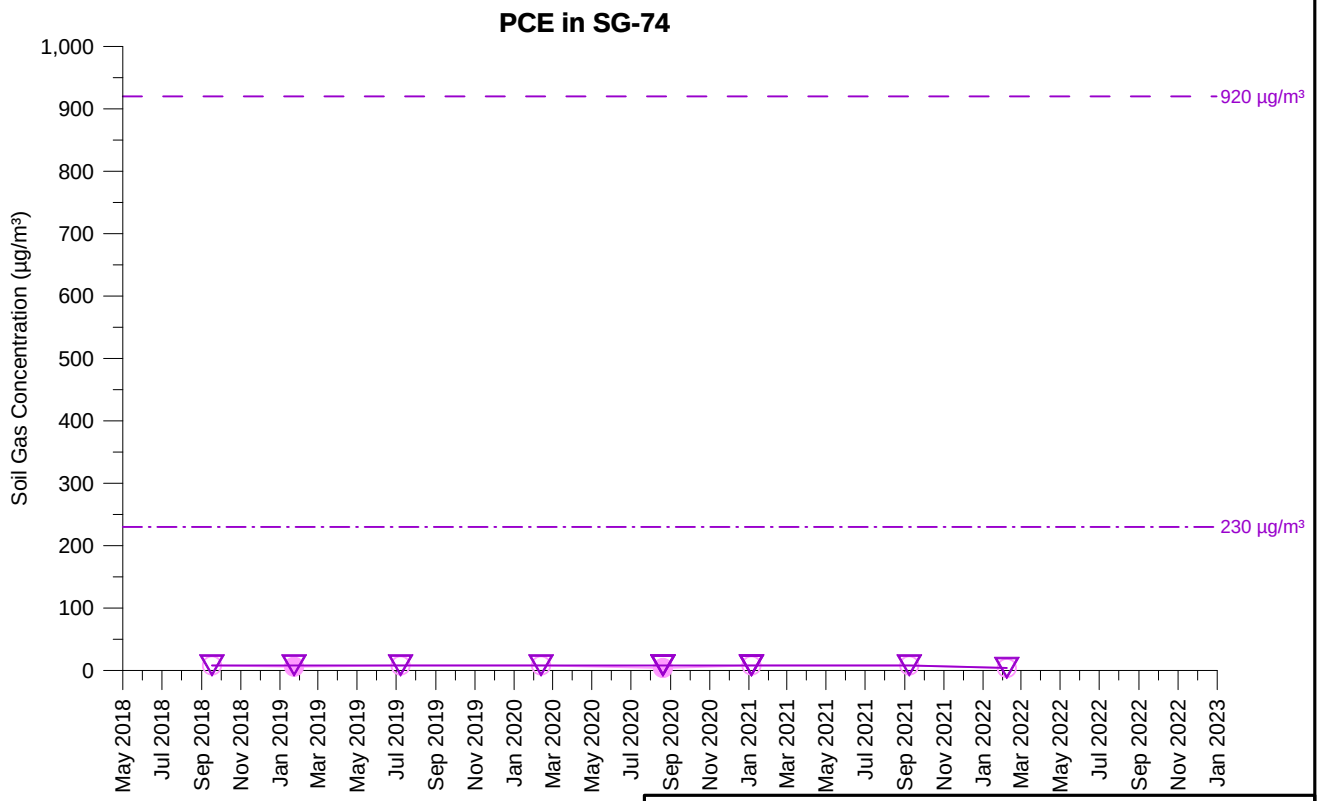

TCE Concentration (5 feet)
TCE Concentration (15 feet)
PCE Concentration (5 feet)
PCE Concentration (15 feet)

Open symbol denotes non-detect value

SG-74
TCE AND PCE SOIL GAS CONCENTRATIONS OVER TIME
PARCEL 16
Former Ford Aeronutronic Property
Newport Beach, California

wsp	By: DMO	Proj. No. 8620397107.1.1G
	Date: 2/8/2023	Figure **H-1-62**

C:\temp\fnb\graphs_H-1-062_SG-74.grf

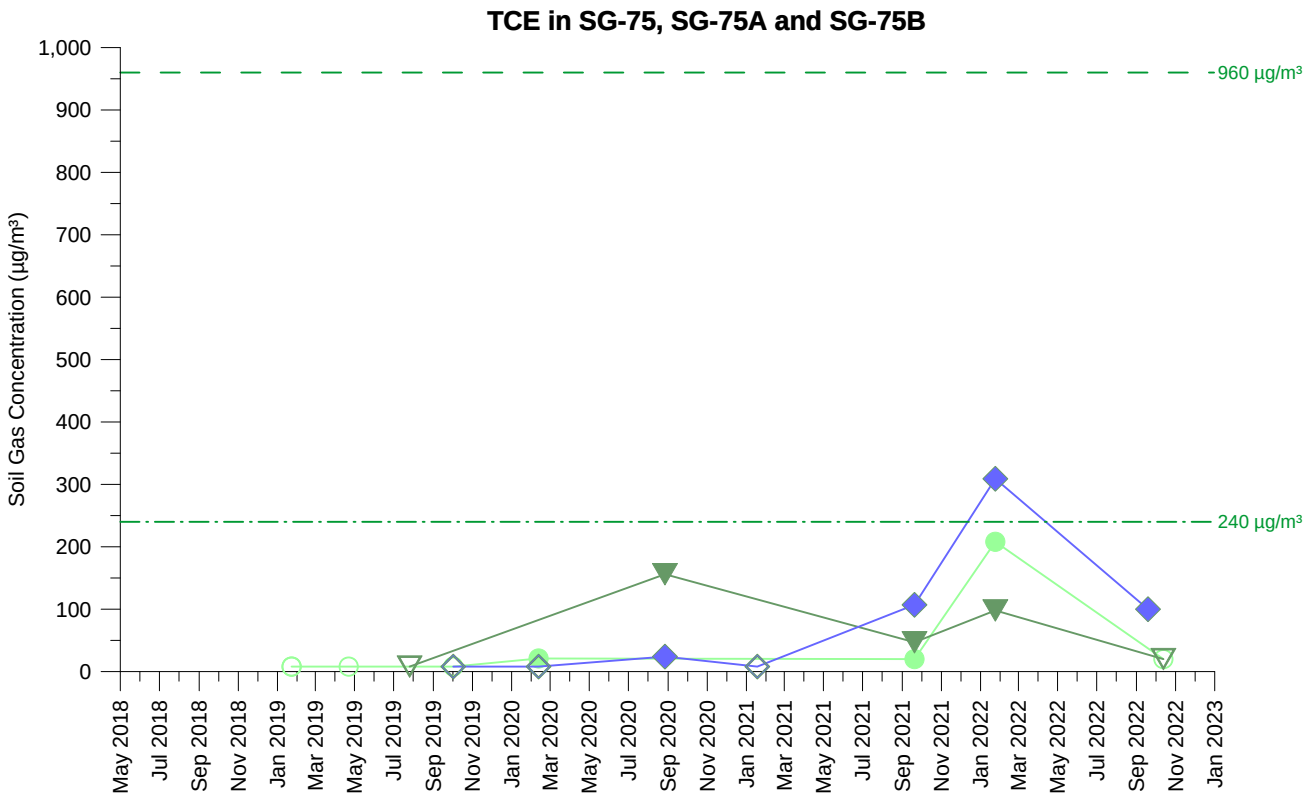

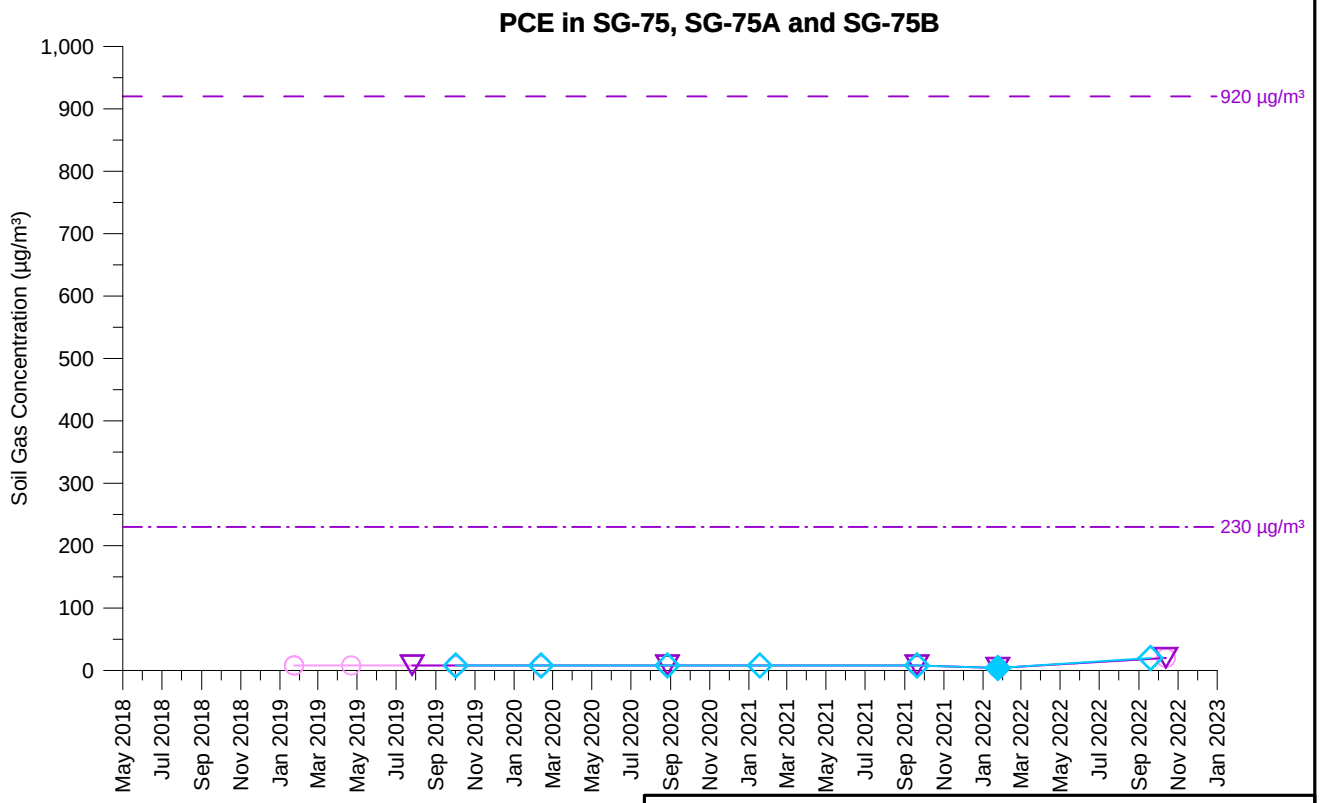

TCE Concentration (5 feet)
TCE Concentration (9 feet)
TCE Concentration (15 feet)
PCE Concentration (5 feet)
PCE Concentration (9 feet)
PCE Concentration (15 feet)

Open symbol denotes non-detect value

SG-75, SG-75A and SG-75B
TCE AND PCE SOIL GAS CONCENTRATIONS OVER TIME
RIGHT OF WAY
Former Ford Aeronutronic Property
Newport Beach, California

wsp	By: DMO	Proj. No. 8620397107.1.1G
	Date: 2/8/2023	Figure **H-1-63**

C:\temp\fnb\graphs_H-1-063_SG-75, SG-75A and SG-75B.grf

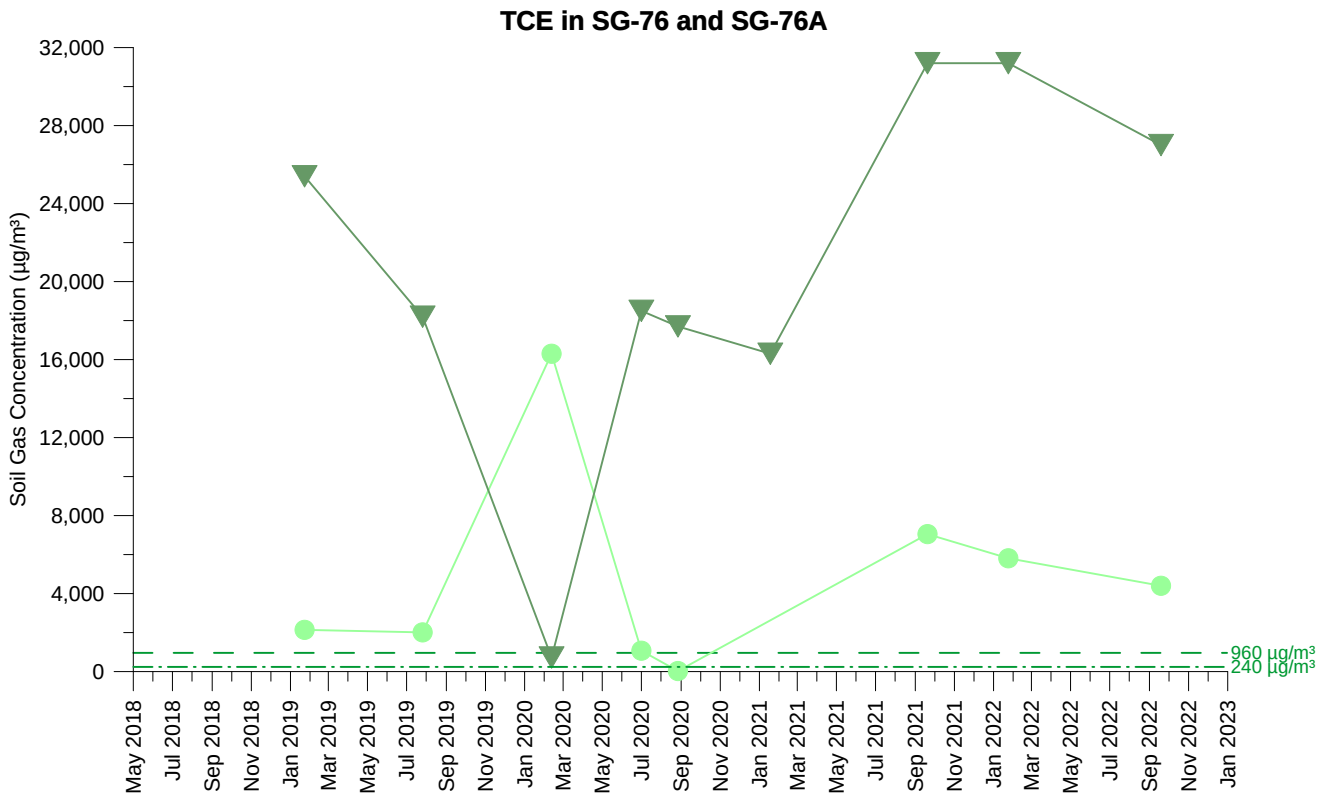

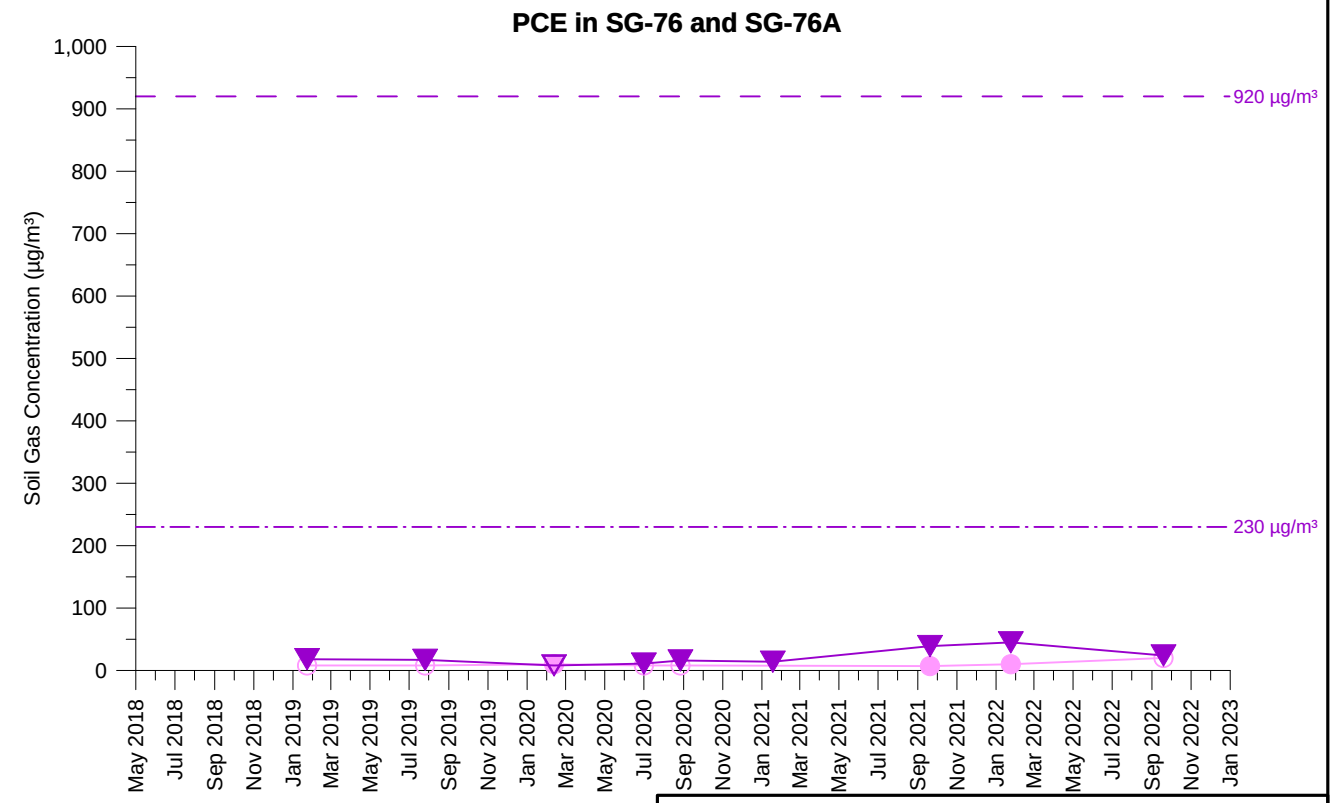

TCE Concentration (5 feet)
TCE Concentration (15 feet)
PCE Concentration (5 feet)
PCE Concentration (15 feet)
Open symbol denotes non-detect value

SG-76 and SG-76A
TCE AND PCE SOIL GAS CONCENTRATIONS OVER TIME
RIGHT OF WAY
Former Ford Aeronutronic Property
Newport Beach, California

wsp	By: DMO	Proj. No. 8620397107.1.1G
	Date: 2/8/2023	Figure **H-1-64**

C:\temp\fnb\graphs_H-1-064_SG-76 and SG-76A.grf

This soil gas probe is no longer being sampled, in accordance with the July 28, 2022 "Proposal for a Reduced Soil Gas Monitoring Program", that was conditionally approved by the Water Board on August 2, 2022.

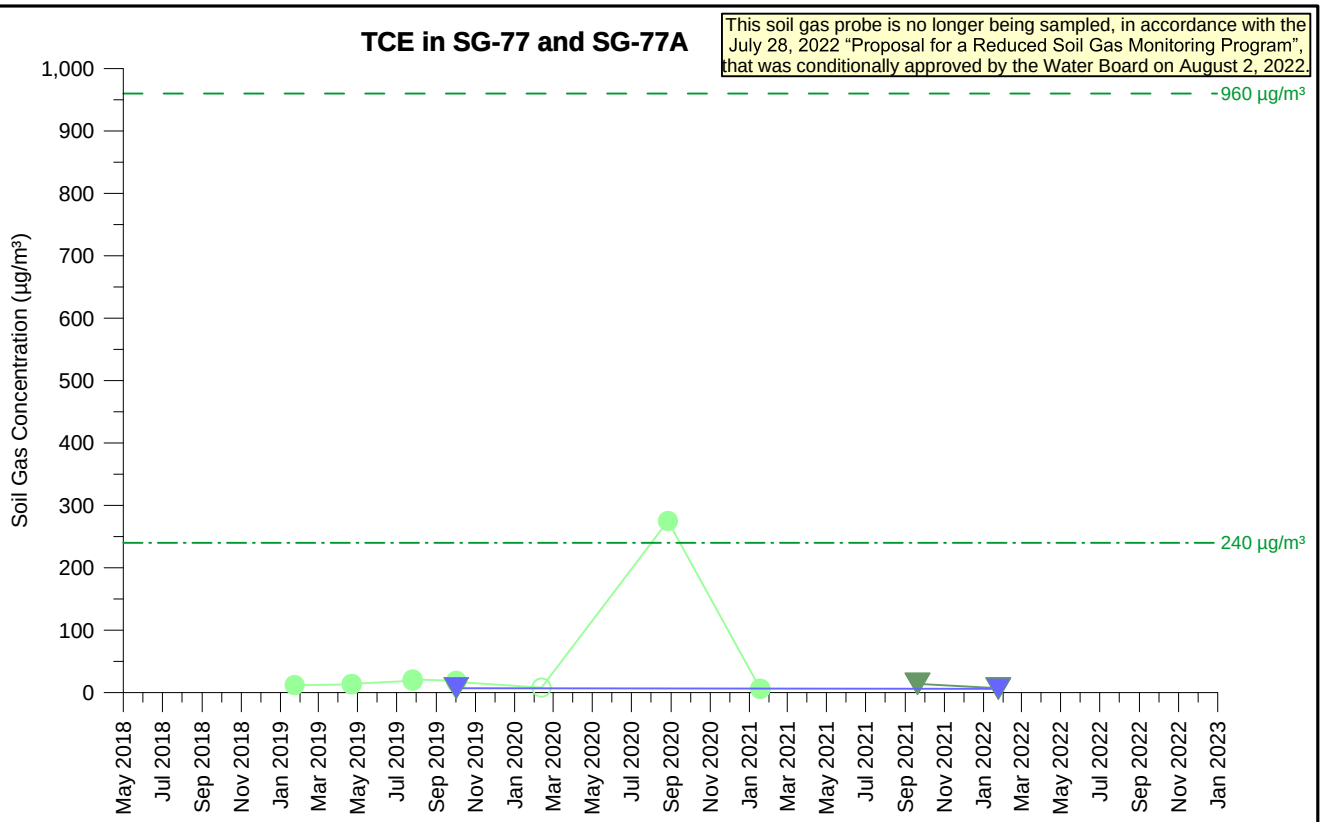

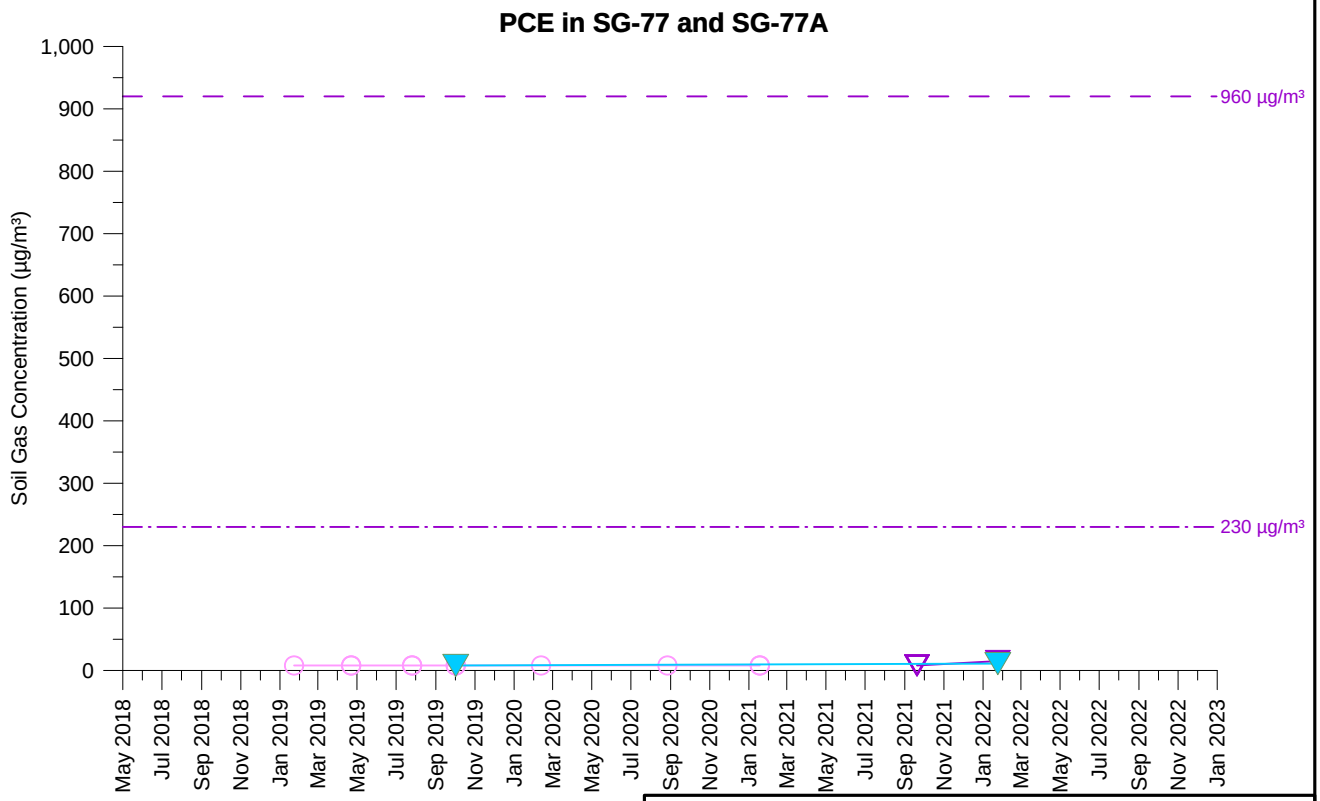

- TCE Concentration (5 feet)
- TCE Concentration (11.5 feet)
- TCE Concentration (13 feet)
- PCE Concentration (5 feet)
- PCE Concentration (11.5 feet)
- PCE Concentration (13 feet)

Open symbol denotes non-detect value

SG-77 and SG-77A
TCE AND PCE SOIL GAS CONCENTRATIONS OVER TIME
RIGHT OF WAY
Former Ford Aeronutronic Property
Newport Beach, California

wsp	By: DMO	Proj. No. 8620397107.1.1G
	Date: 2/8/2023	Figure **H-1-65**

C:\temp\fnb\graphs_H-1-065_SG-77 and SG-77A.grf

This soil gas probe is no longer being sampled, in accordance with the July 28, 2022 "Proposal for a Reduced Soil Gas Monitoring Program", that was conditionally approved by the Water Board on August 2, 2022.

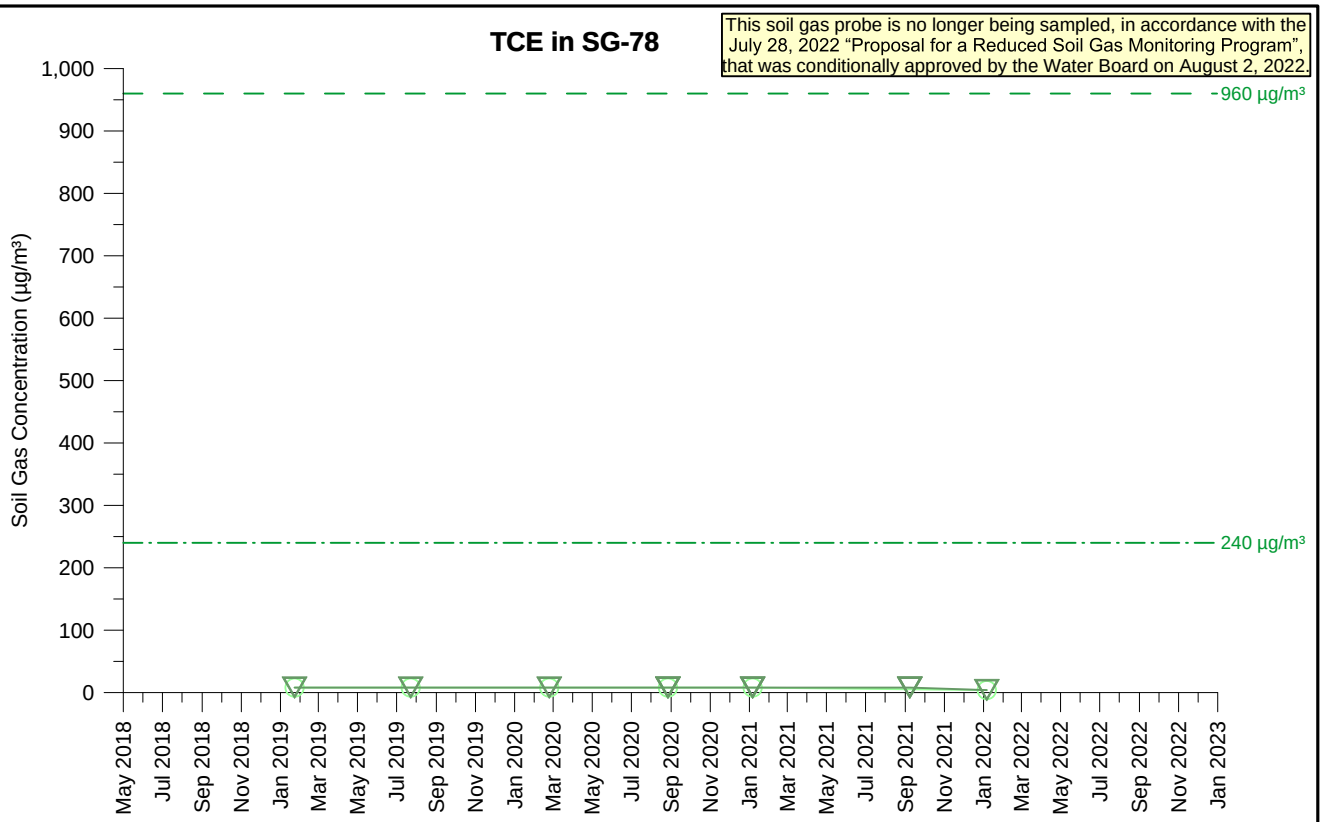

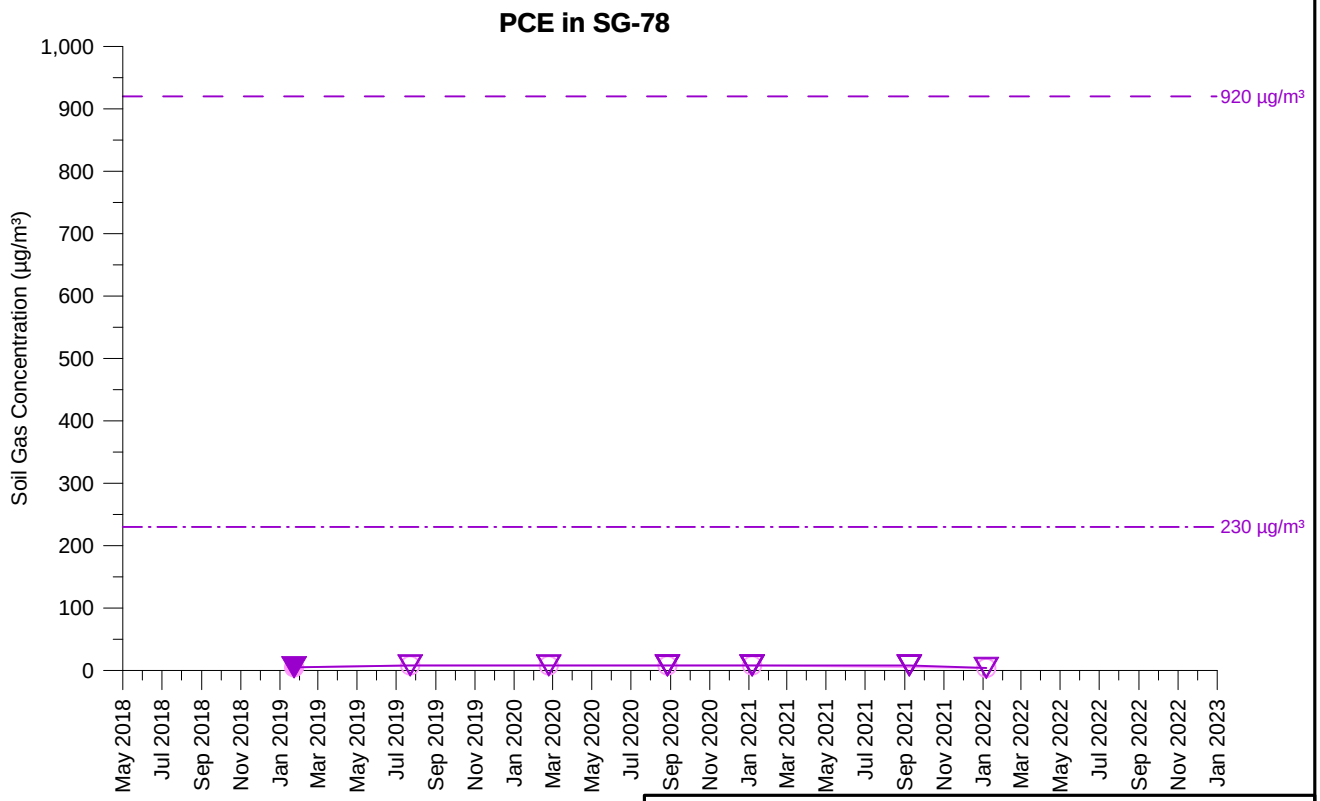

TCE Concentration (5 feet)
TCE Concentration (15 feet)
PCE Concentration (5 feet)
PCE Concentration (15 feet)

Open symbol denotes non-detect value

SG-78
TCE AND PCE SOIL GAS CONCENTRATIONS OVER TIME
PARCEL 15
Former Ford Aeronutronic Property
Newport Beach, California

wsp	By: DMO	Proj. No. 8620397107.1.1G
	Date: 2/8/2023	Figure **H-1-66**

C:\temp\fnb\graphs_H-1-066_SG-78.grf

This soil gas probe is no longer being sampled, in accordance with the July 28, 2022 "Proposal for a Reduced Soil Gas Monitoring Program", that was conditionally approved by the Water Board on August 2, 2022.

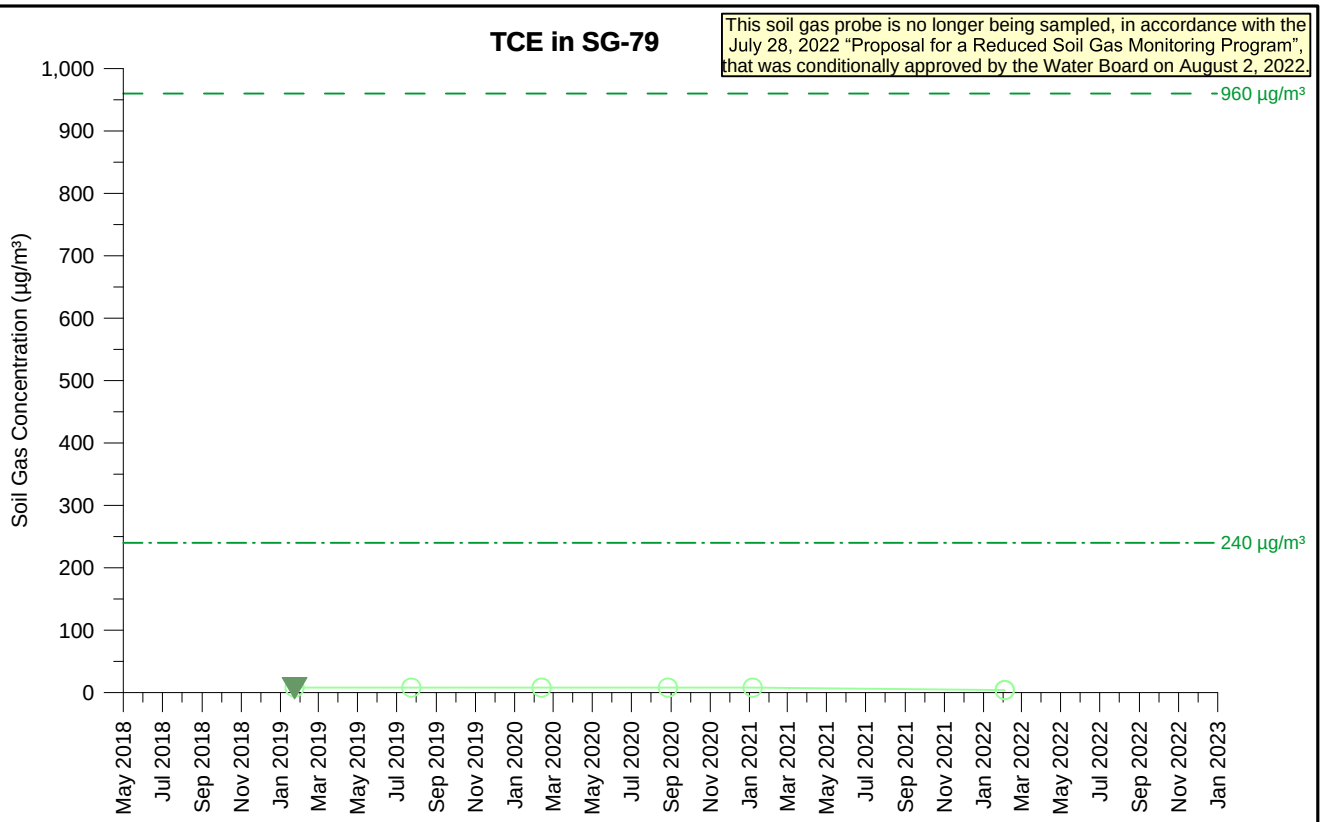

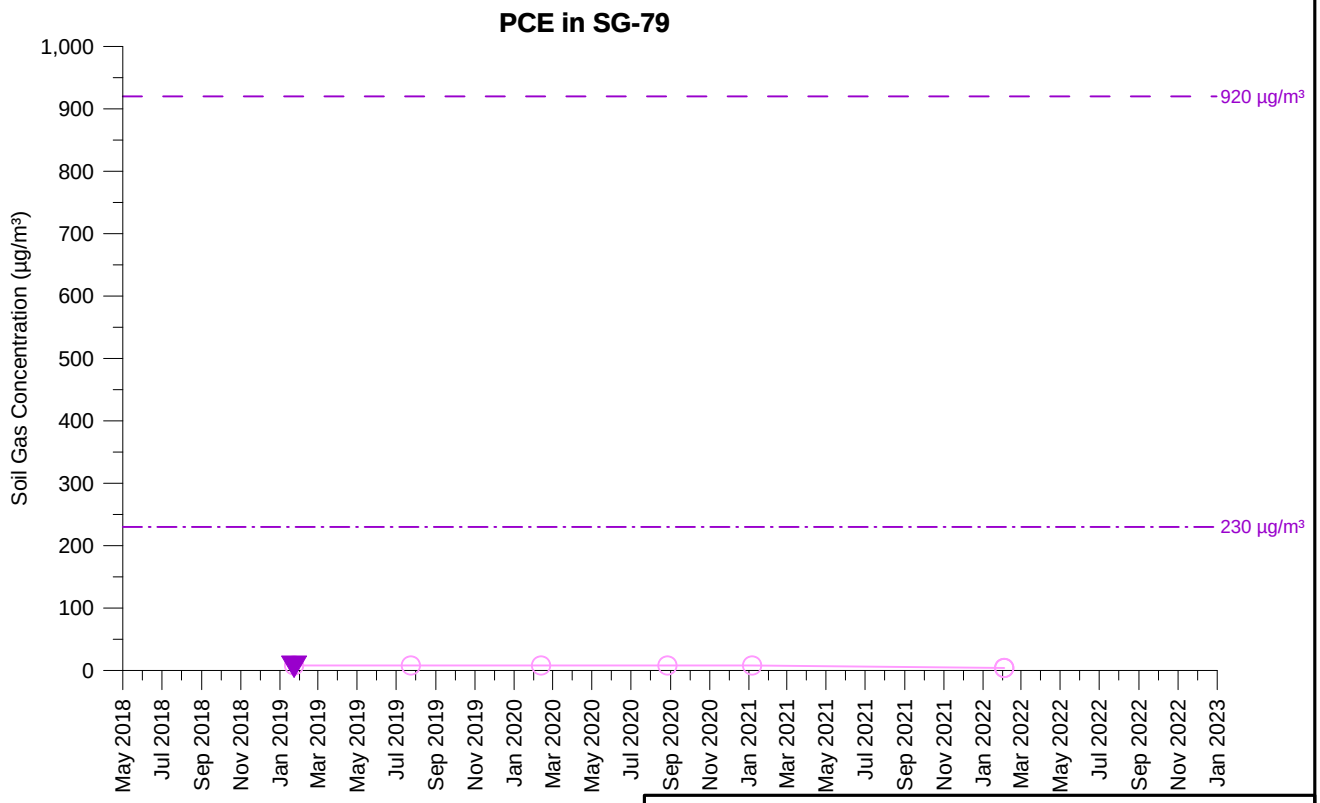

TCE Concentration (5 feet)
TCE Concentration (15 feet)
PCE Concentration (5 feet)
PCE Concentration (15 feet)
Open symbol denotes non-detect value

SG-79
TCE AND PCE SOIL GAS CONCENTRATIONS OVER TIME
RIGHT OF WAY
Former Ford Aeronutronic Property
Newport Beach, California

wsp	By: DMO	Proj. No. 8620397107.1.1G
	Date: 2/8/2023	Figure **H-1-67**

C:\temp\fnb\graphs_H-1-067_SG-79.grf

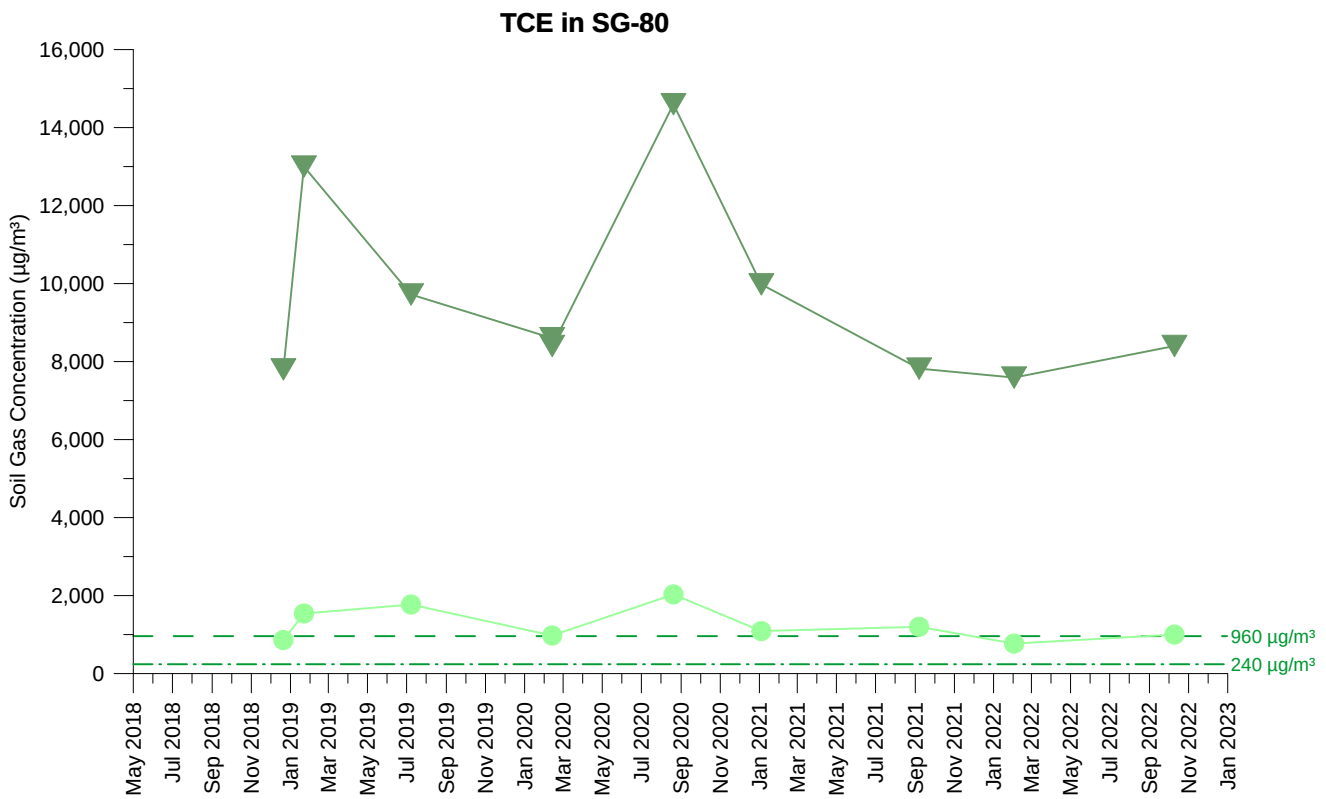

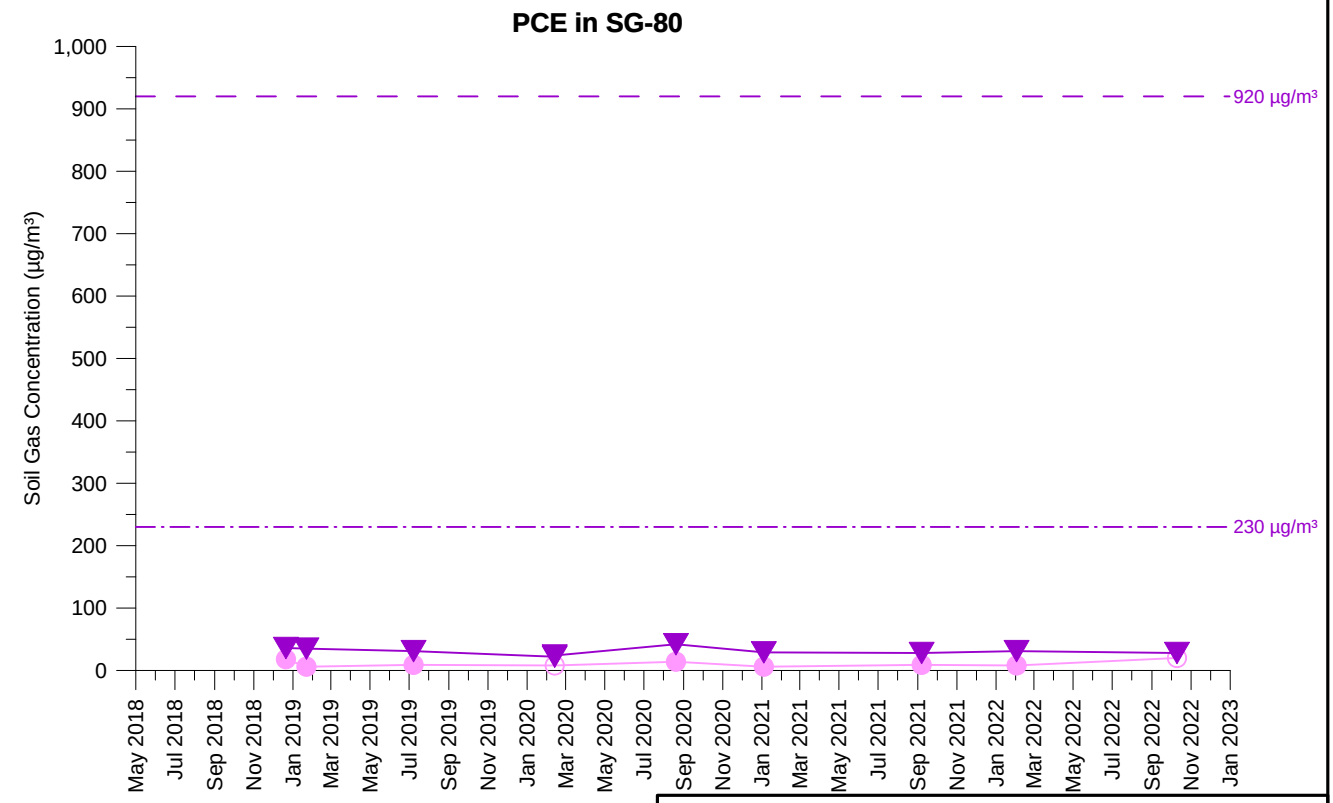

TCE Concentration (5 feet)
TCE Concentration (15 feet)
PCE Concentration (5 feet)
PCE Concentration (15 feet)

Open symbol denotes non-detect value

SG-80
TCE AND PCE SOIL GAS CONCENTRATIONS OVER TIME
PARCEL 22
Former Ford Aeronutronic Property
Newport Beach, California

wsp	By: DMO	Proj. No. 8620397107.1.1G
	Date: 2/8/2023	Figure **H-1-68**

C:\temp\fnb\graphs_H-1-068_SG-80.grf

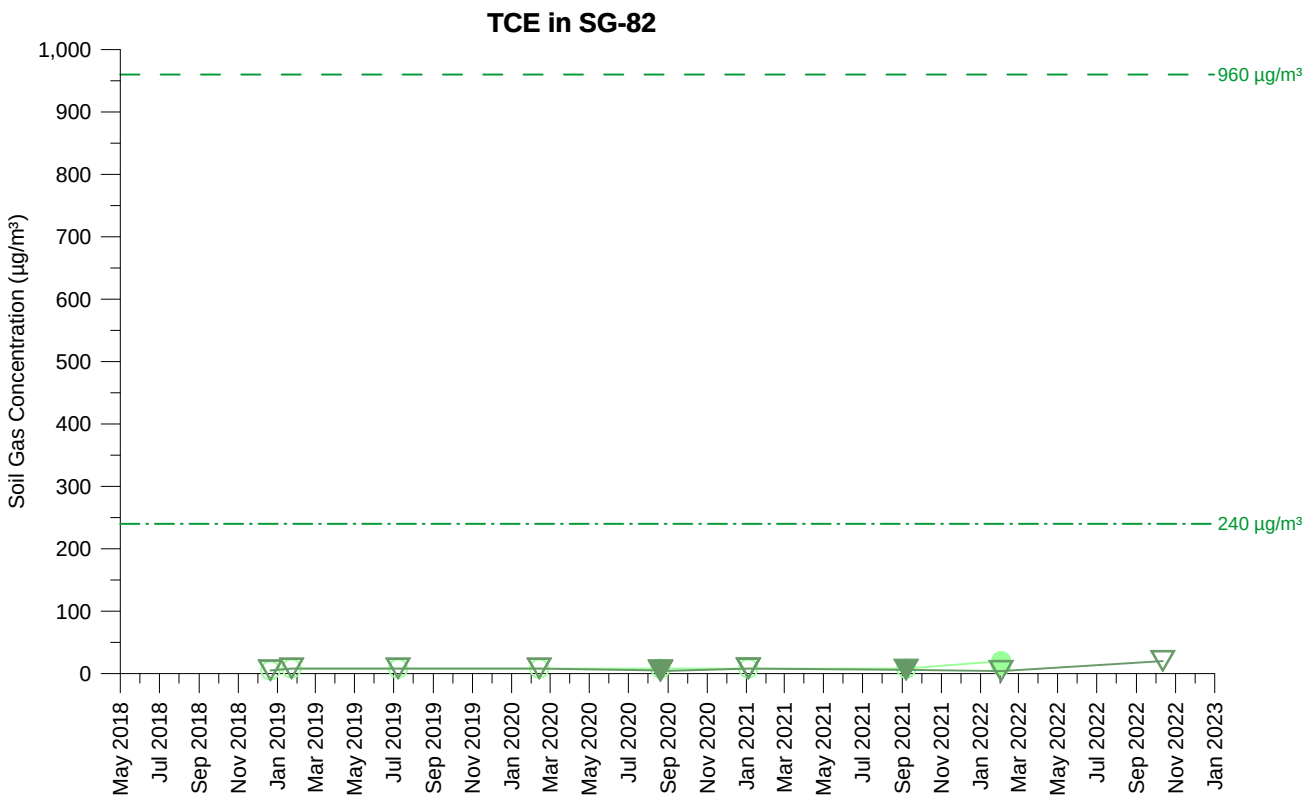

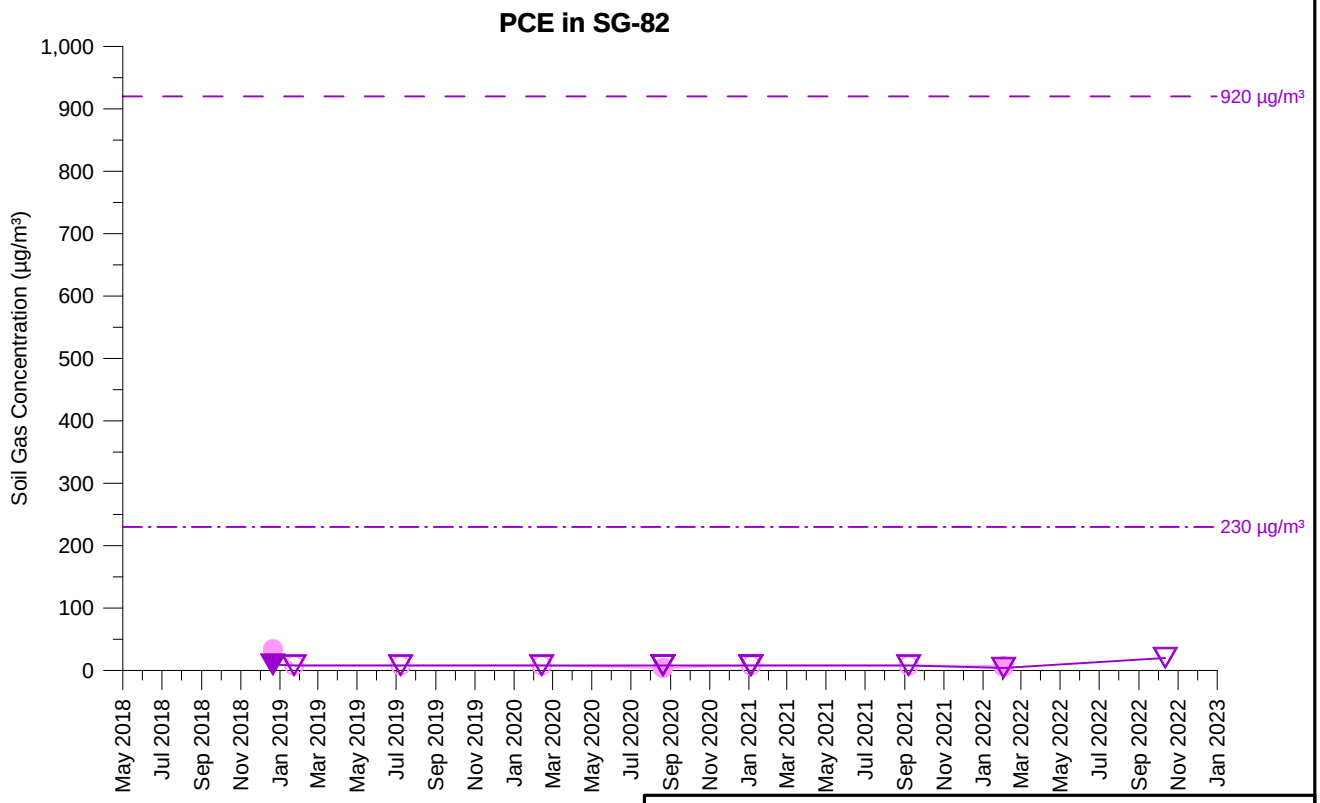

TCE Concentration (5 feet)
TCE Concentration (15 feet)
PCE Concentration (5 feet)
PCE Concentration (15 feet)

Open symbol denotes non-detect value

SG-82
TCE AND PCE SOIL GAS CONCENTRATIONS OVER TIME
PARCEL 22
Former Ford Aeronutronic Property
Newport Beach, California

wsp	By: DMO	Proj. No. 8620397107.1.1G
	Date: 2/8/2023	Figure **H-1-69**

C:\temp\fnb\graphs_H-1-069_SG-82.grf

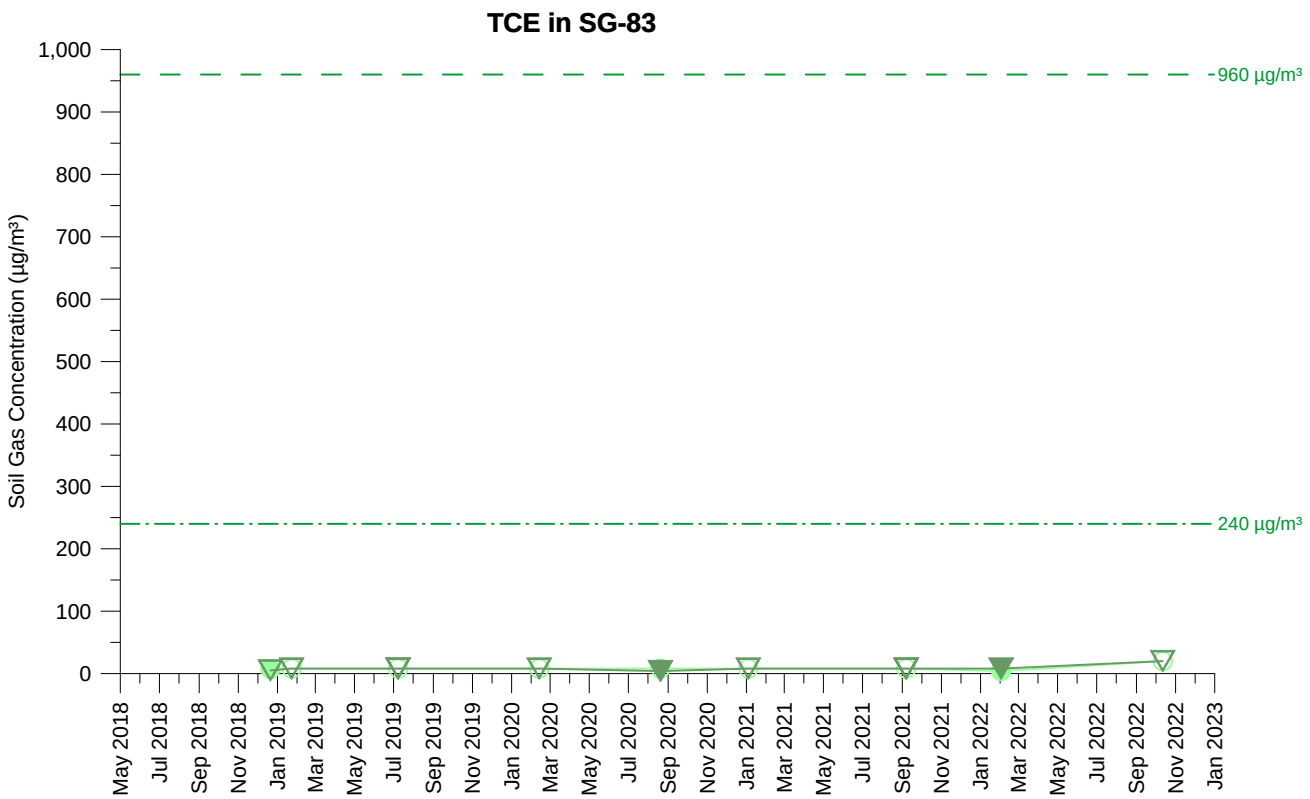

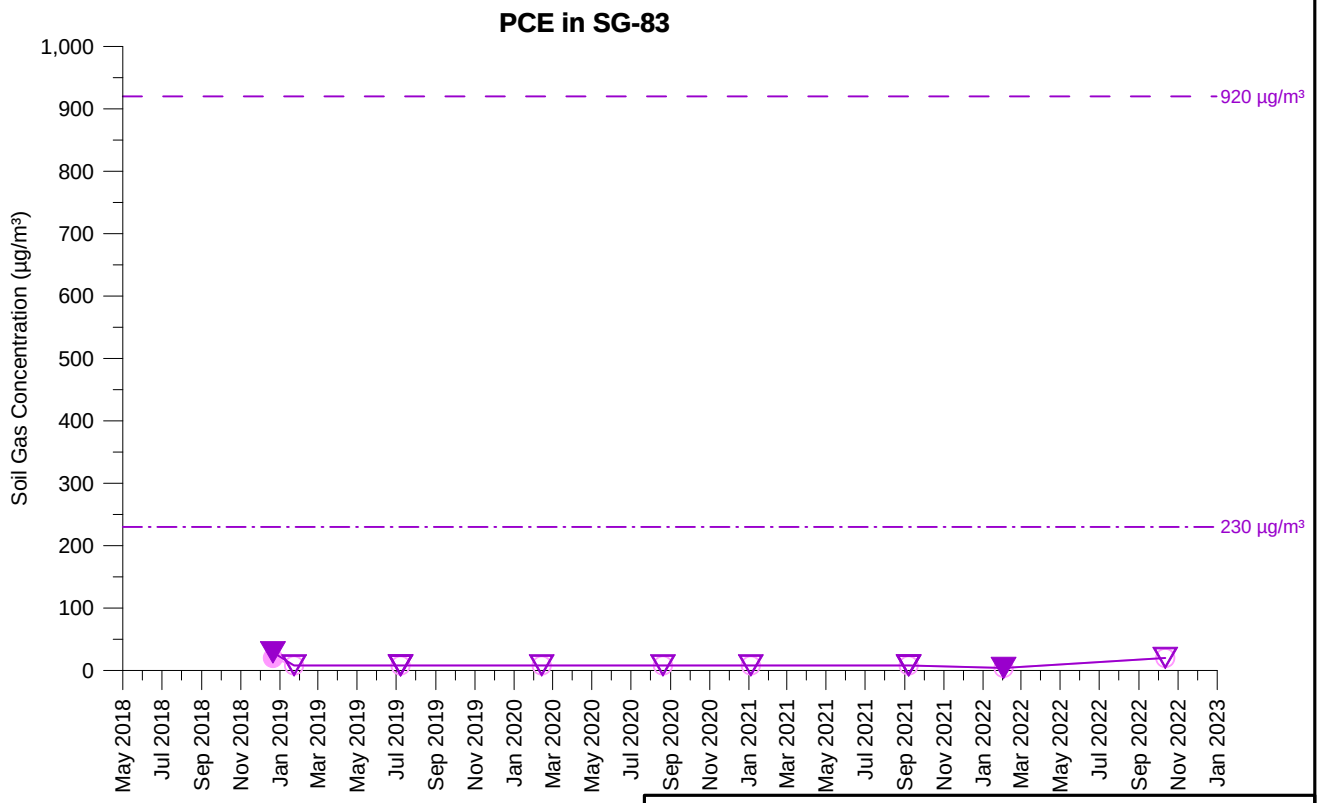

TCE Concentration (5 feet)
TCE Concentration (15 feet)
PCE Concentration (5 feet)
PCE Concentration (15 feet)

Open symbol denotes non-detect value

SG-83
TCE AND PCE SOIL GAS CONCENTRATIONS OVER TIME
PARCEL 22
Former Ford Aeronutronic Property
Newport Beach, California

wsp	By: DMO	Proj. No. 8620397107.1.1G
	Date: 2/8/2023	Figure **H-1-70**

C:\temp\fnb\graphs_H-1-070_SG-83.grf

This soil gas probe is no longer being sampled, in accordance with the July 28, 2022 "Proposal for a Reduced Soil Gas Monitoring Program", that was conditionally approved by the Water Board on August 2, 2022.

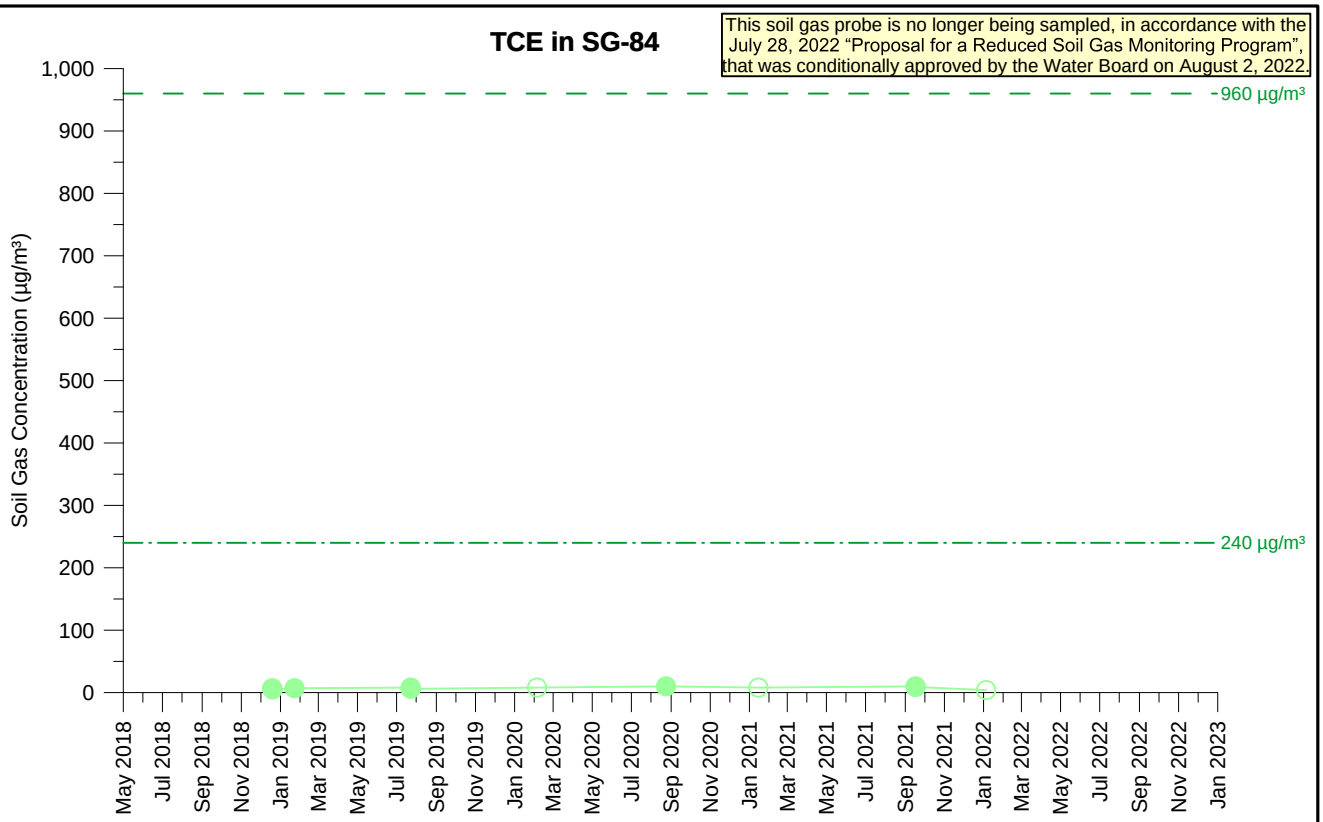

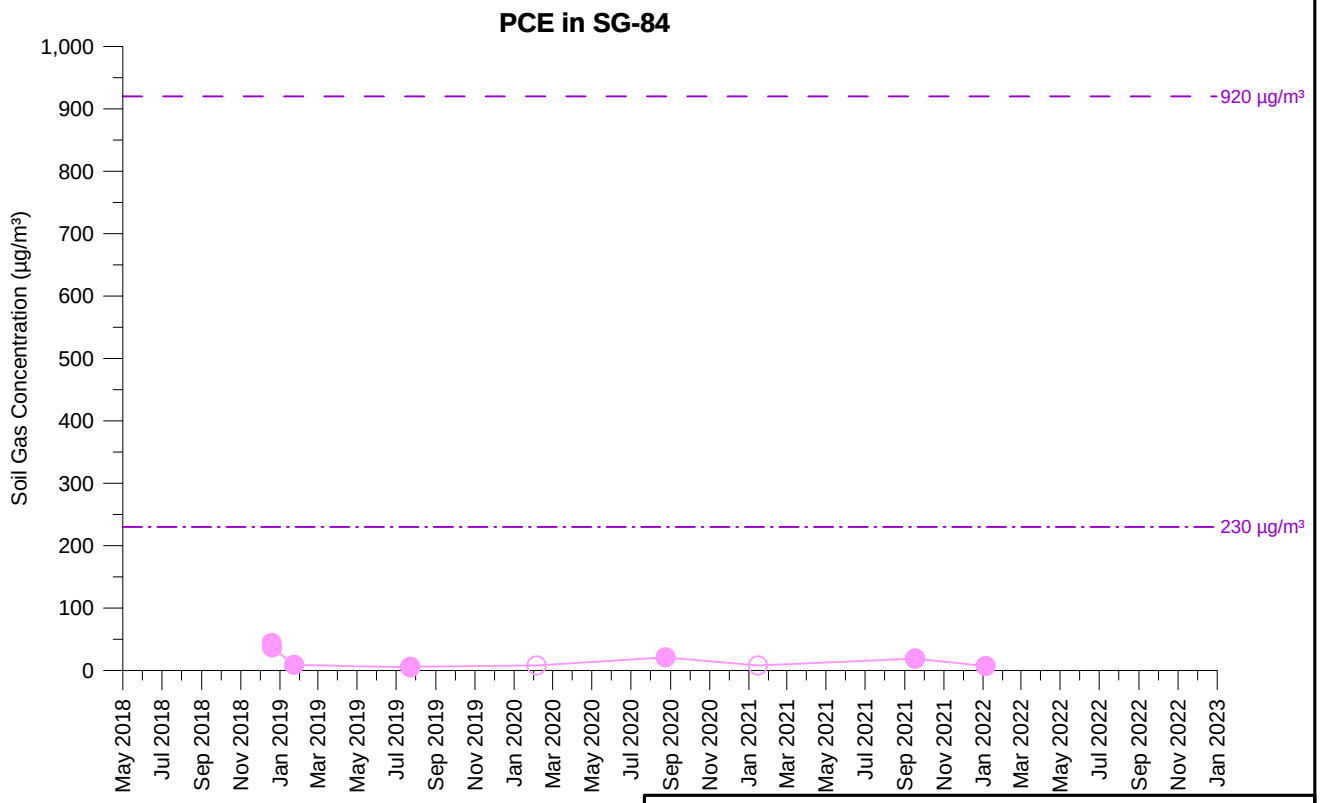

TCE Concentration (5 feet)

PCE Concentration (5 feet)

Open symbol denotes non-detect value

SG-84
TCE AND PCE SOIL GAS CONCENTRATIONS OVER TIME
PARCEL 13
Former Ford Aeronutronic Property
Newport Beach, California

wsp	By: DMO	Proj. No. 8620397107.1.1G
	Date: 2/8/2023	Figure **H-1-71**

C:\temp\fnb\graphs_H-1-071_SG-84.grf

This soil gas probe is no longer being sampled, in accordance with the July 28, 2022 "Proposal for a Reduced Soil Gas Monitoring Program", that was conditionally approved by the Water Board on August 2, 2022.

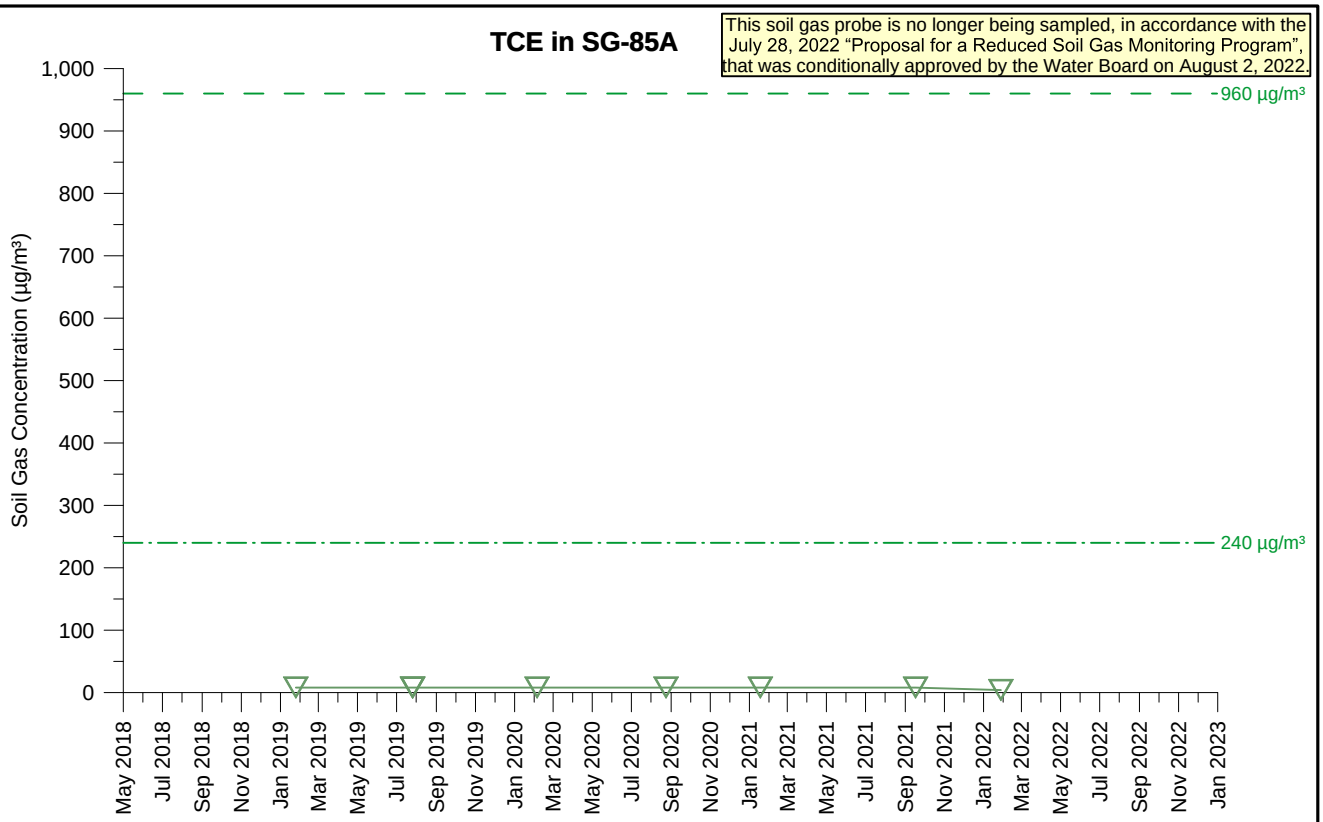

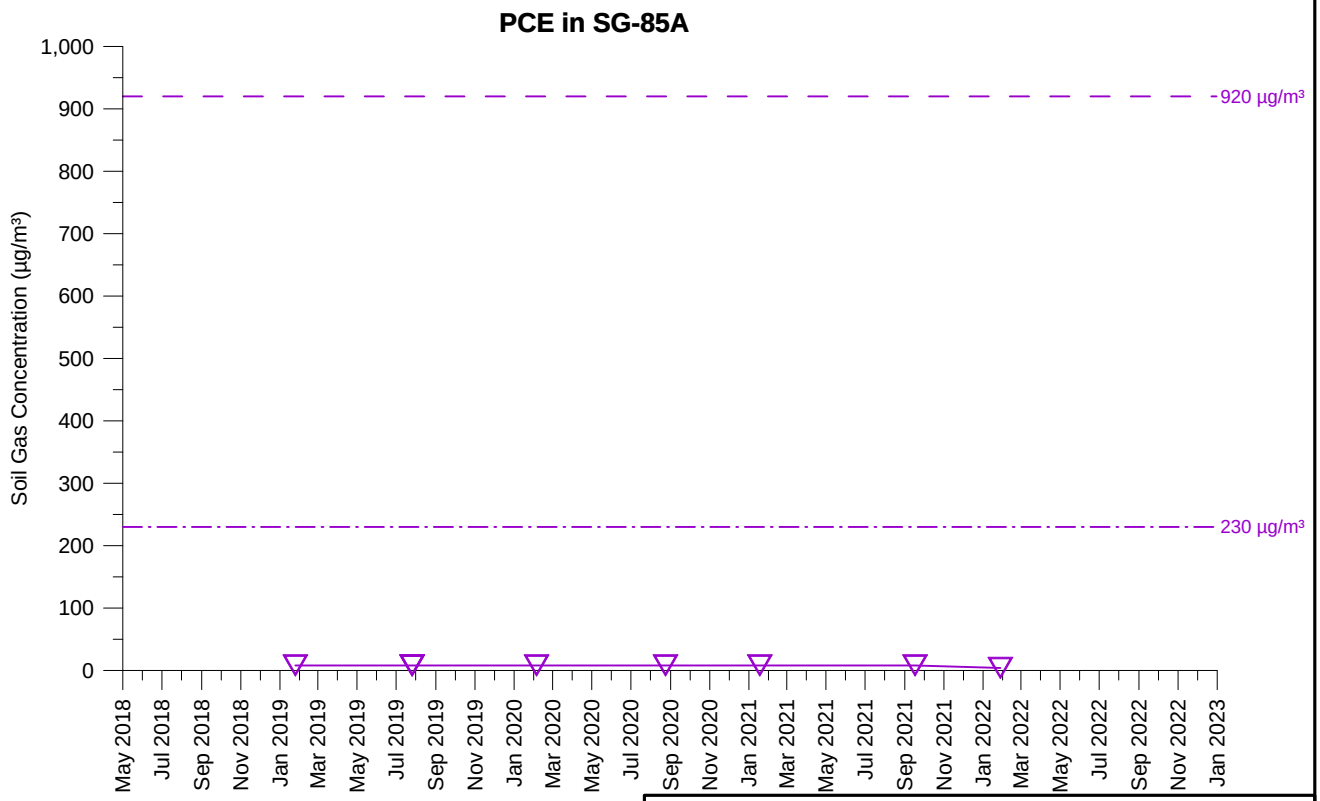

TCE Concentration (15 feet)

PCE Concentration (15 feet)

Open symbol denotes non-detect value

SG-85A
TCE AND PCE SOIL GAS CONCENTRATIONS OVER TIME
PARCEL 13
Former Ford Aeronutronic Property
Newport Beach, California

wsp	By: DMO	Proj. No. 8620397107.1.1G
	Date: 2/8/2023	Figure **H-1-72**

C:\temp\fnb\graphs_H-1-072_SG-85A.grf

This soil gas probe is no longer being sampled, in accordance with the July 28, 2022 "Proposal for a Reduced Soil Gas Monitoring Program", that was conditionally approved by the Water Board on August 2, 2022.

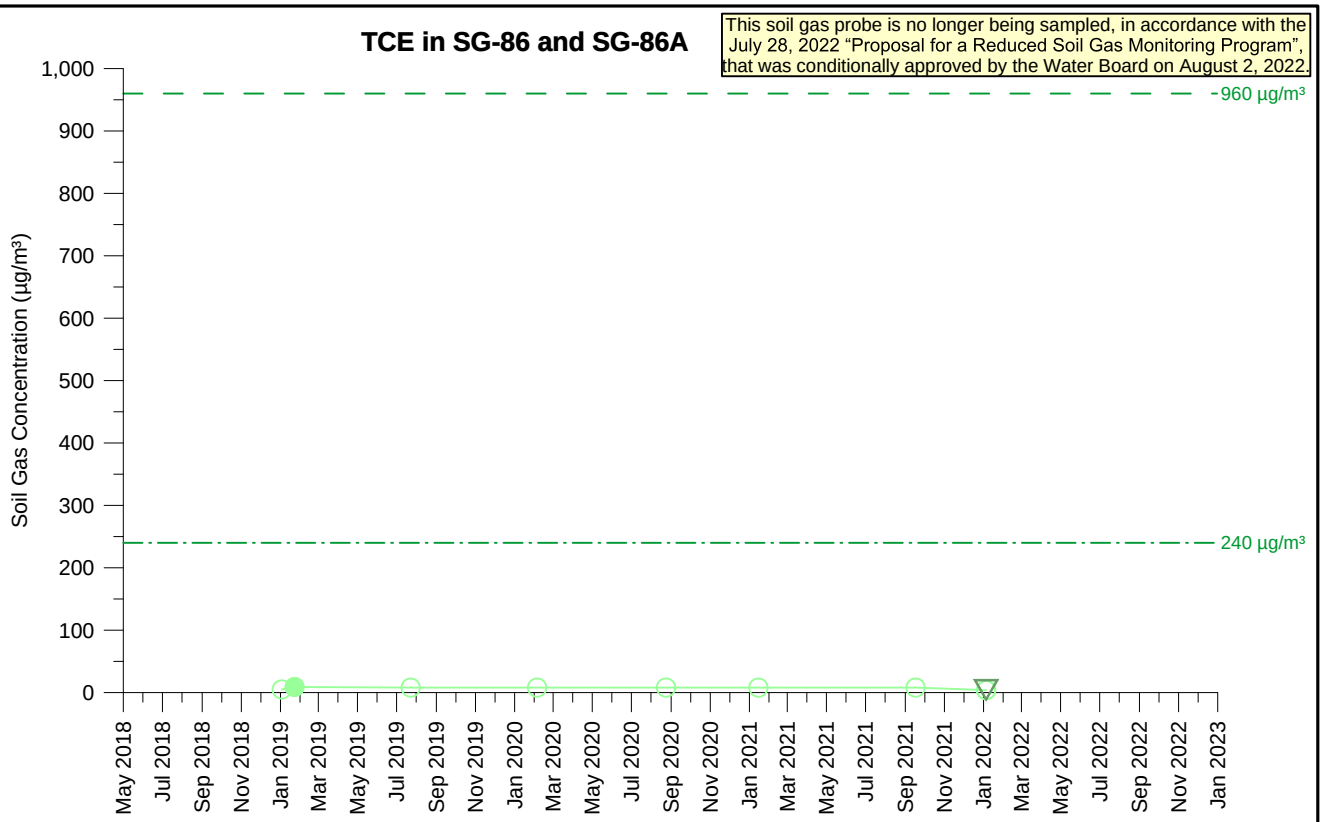

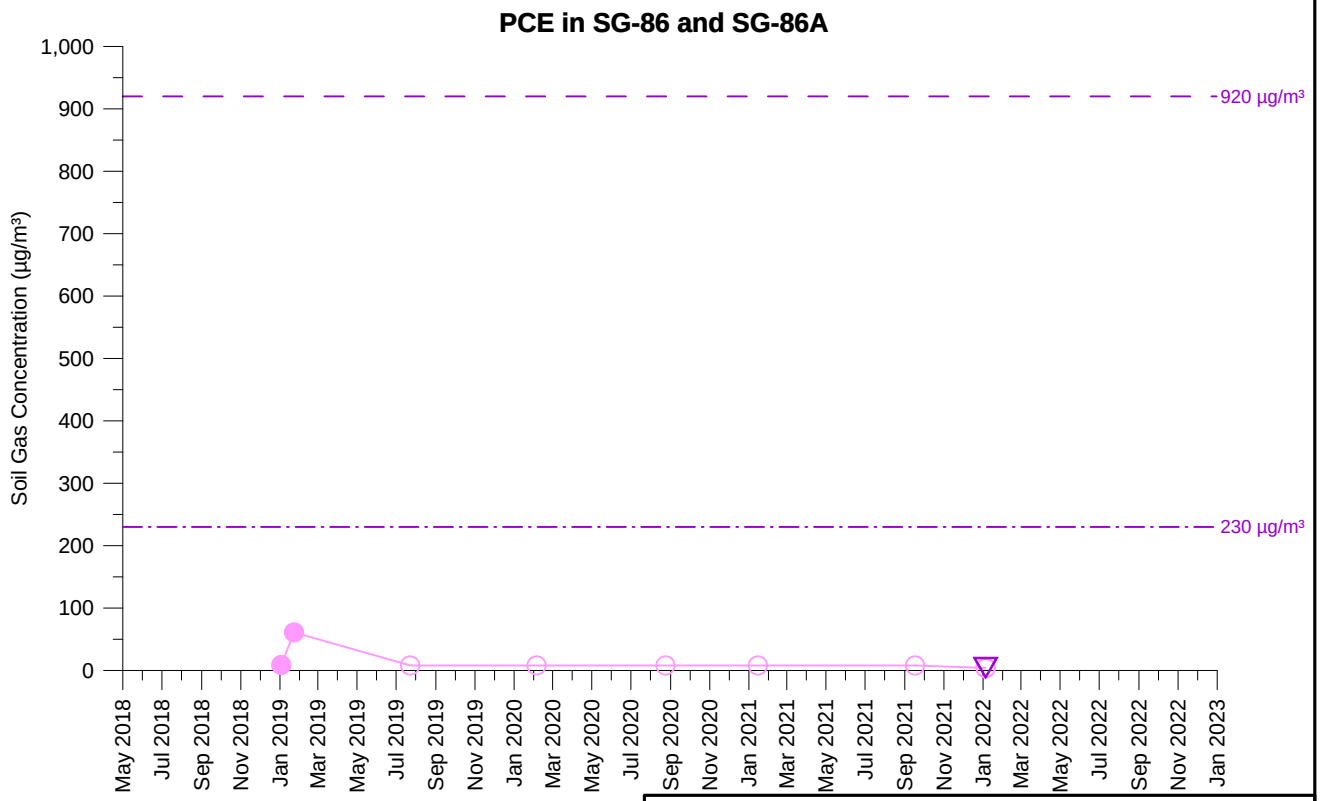

TCE Concentration (5 feet)
TCE Concentration (14.5 feet)
PCE Concentration (5 feet)
PCE Concentration (14.5 feet)

Open symbol denotes non-detect value

SG-86 and SG-86A
TCE AND PCE SOIL GAS CONCENTRATIONS OVER TIME
PARCEL 13
Former Ford Aeronutronic Property
Newport Beach, California

wsp	By: DMO	Proj. No. 8620397107.1.1G
	Date: 2/8/2023	Figure **H-1-73**

C:\temp\fnb\graphs_H-1-073_SG-86 and SG-86A.grf

This soil gas probe is no longer being sampled, in accordance with the July 28, 2022 "Proposal for a Reduced Soil Gas Monitoring Program", that was conditionally approved by the Water Board on August 2, 2022.

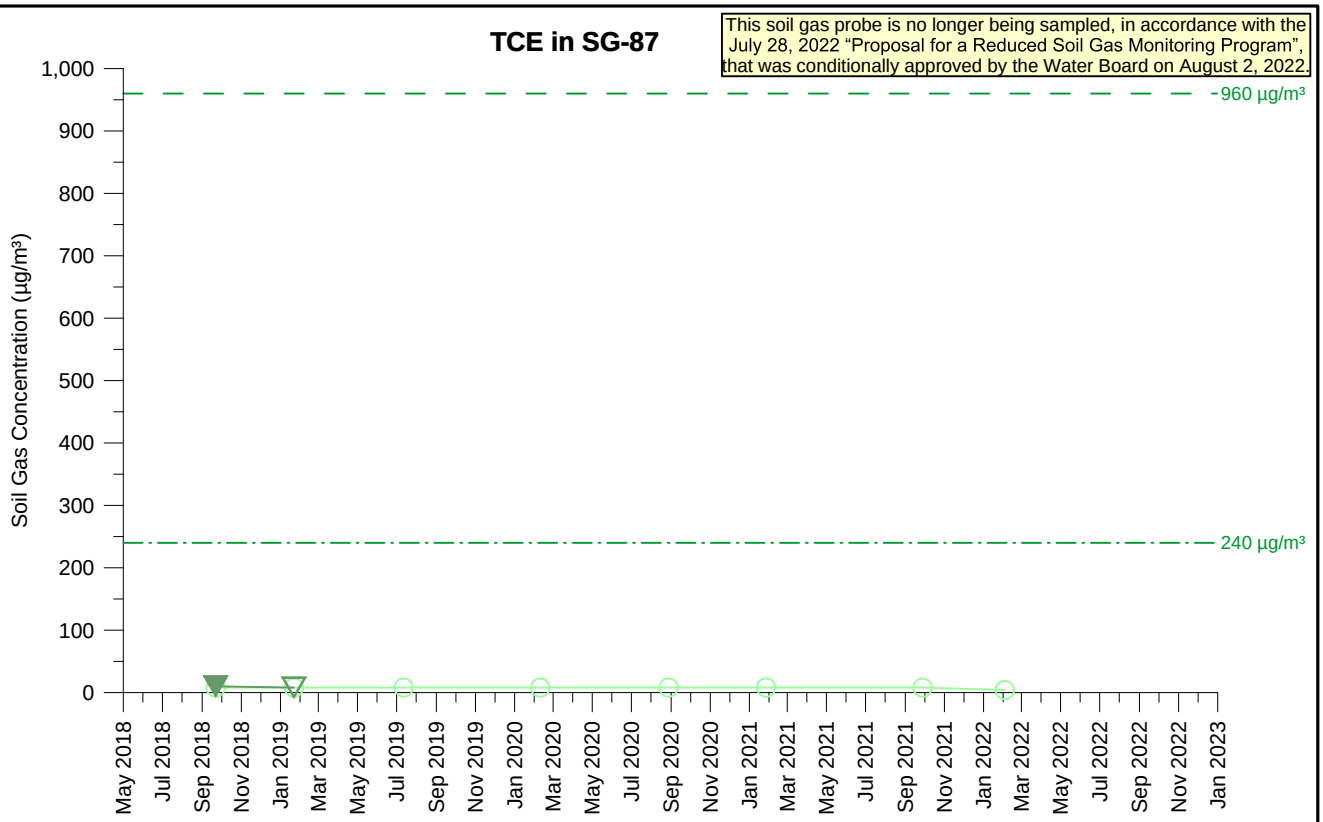

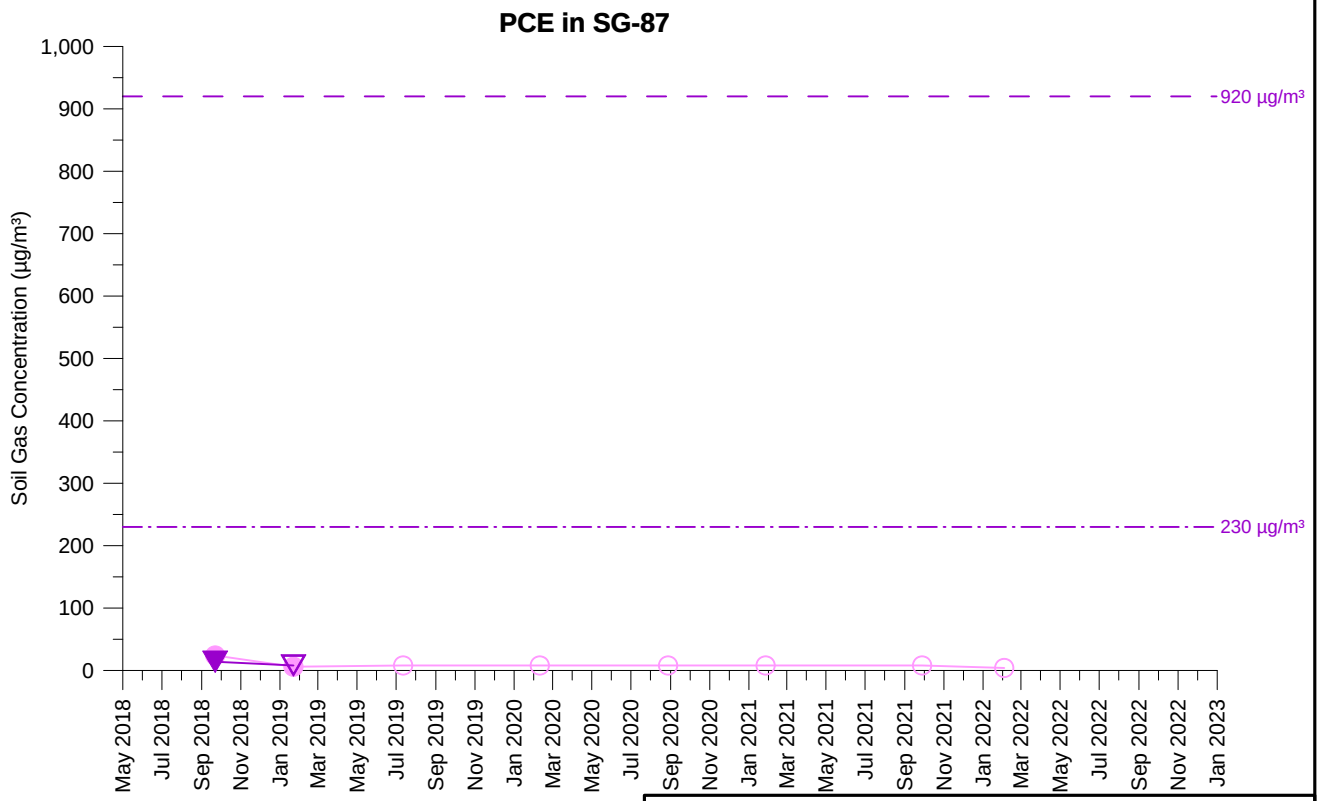

TCE Concentration (5 feet)
TCE Concentration (15 feet)
PCE Concentration (5 feet)
PCE Concentration (15 feet)

Open symbol denotes non-detect value

SG-87
TCE AND PCE SOIL GAS CONCENTRATIONS OVER TIME
PARCEL 12
Former Ford Aeronutronic Property
Newport Beach, California

wsp	By: DMO	Proj. No. 8620397107.1.1G
	Date: 2/8/2023	Figure **H-1-74**

C:\temp\fnb\graphs_H-1-074_SG-87.grf

This soil gas probe is no longer being sampled, in accordance with the July 28, 2022 "Proposal for a Reduced Soil Gas Monitoring Program", that was conditionally approved by the Water Board on August 2, 2022.

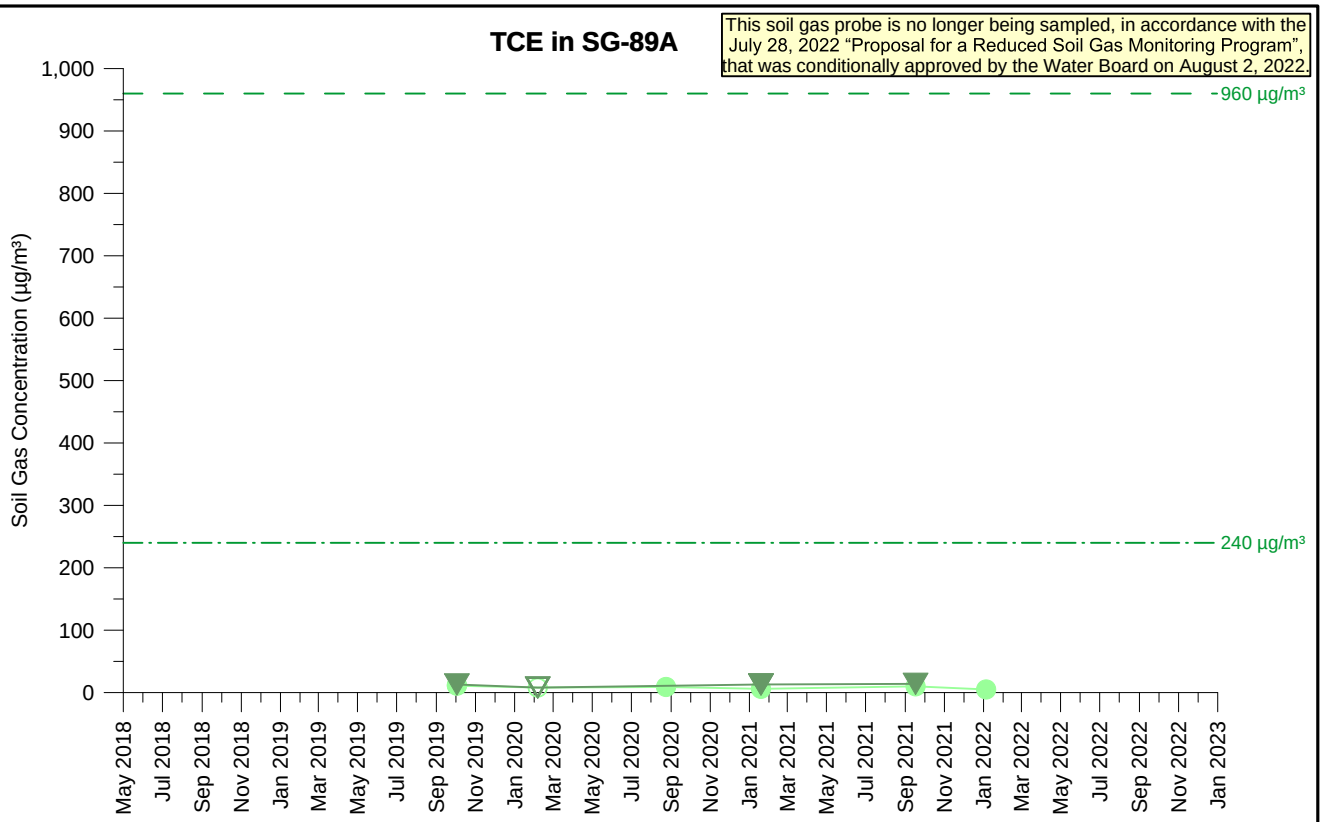

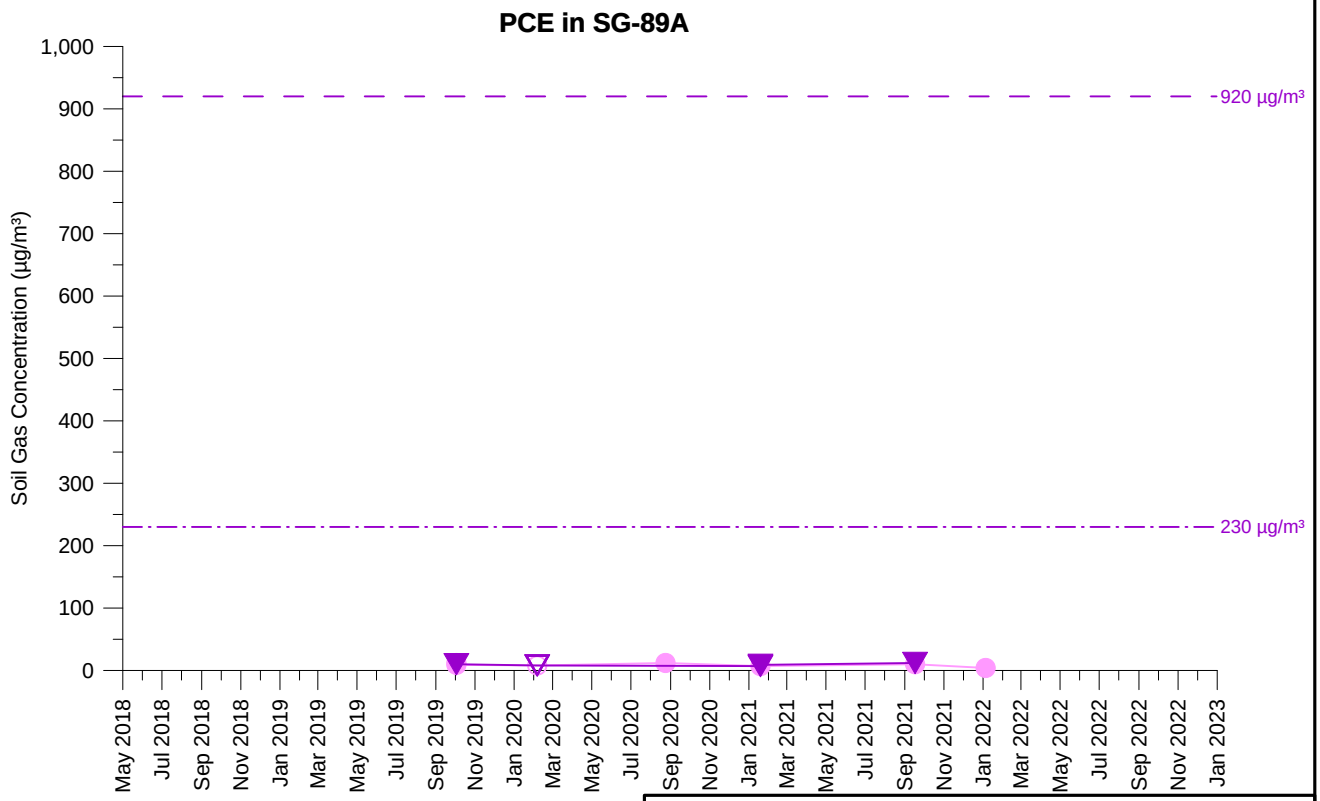

TCE Concentration (5.5 feet)
TCE Concentration (12.5 feet)
PCE Concentration (5.5 feet)
PCE Concentration (12.5 feet)

Open symbol denotes non-detect value

SG-89A
TCE AND PCE SOIL GAS CONCENTRATIONS OVER TIME
PARCEL 13
Former Ford Aeronutronic Property
Newport Beach, California

wsp	By: DMO	Proj. No. 8620397107.1.1G
	Date: 2/8/2023	Figure **H-1-75**

C:\temp\fnb\graphs_H-1-075_SG-89A.grf

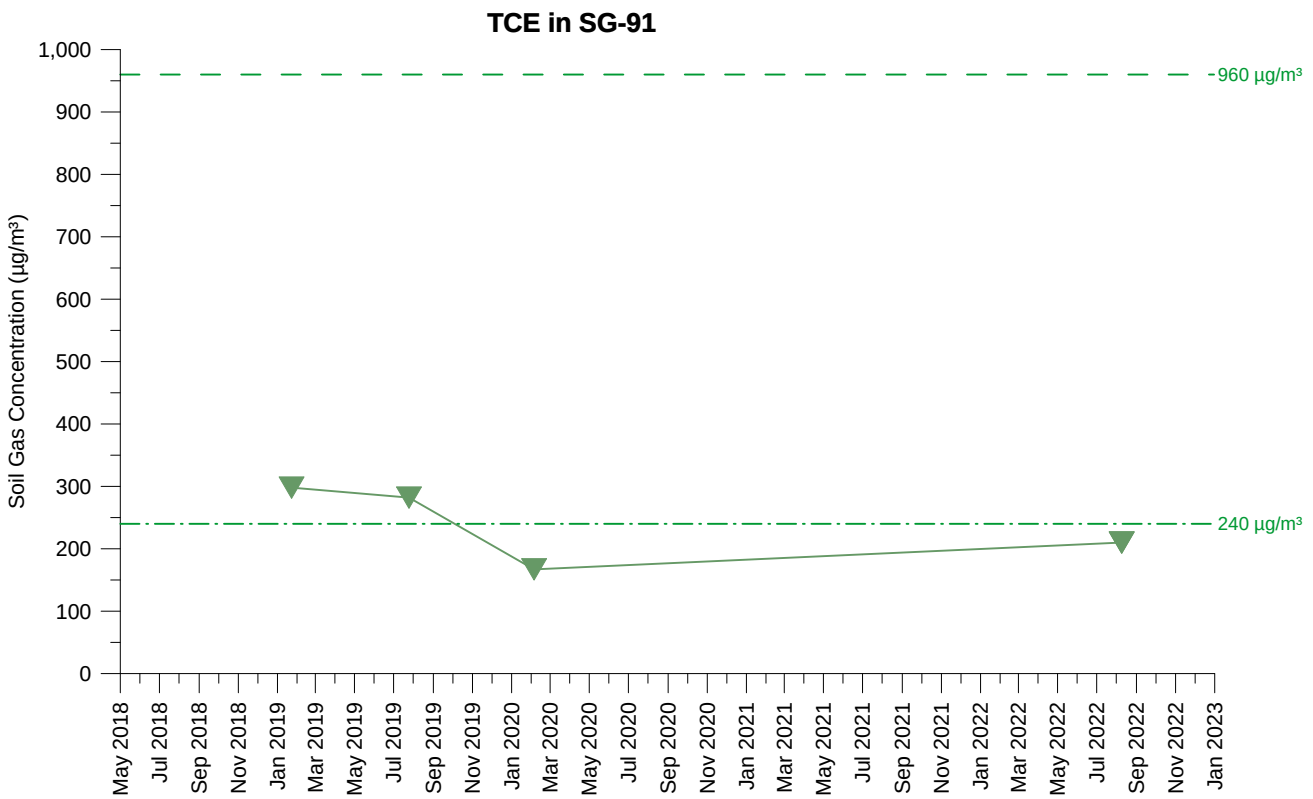

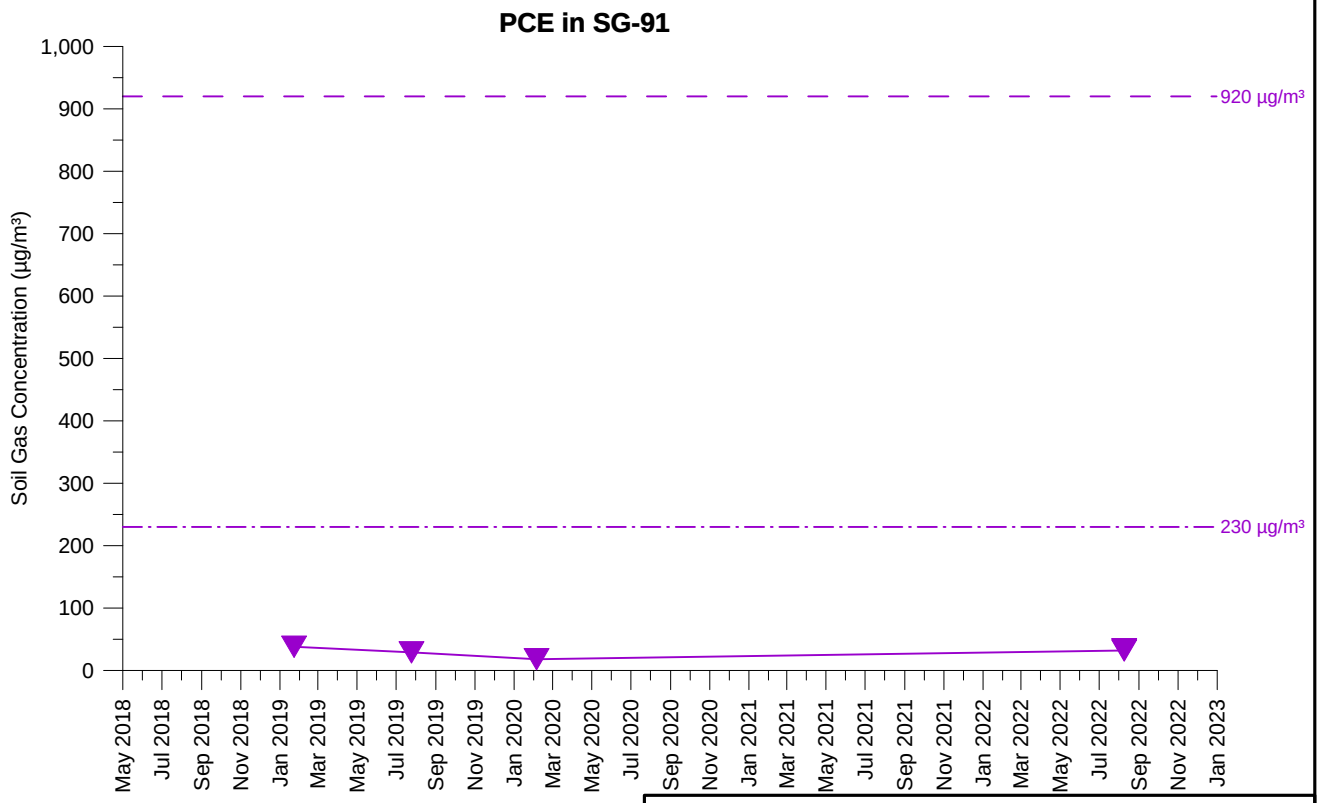

TCE Concentration (15 feet)

PCE Concentration (15 feet)

Open symbol denotes non-detect value

SG-91
TCE AND PCE SOIL GAS CONCENTRATIONS OVER TIME
PARCEL 13
Former Ford Aeronutronic Property
Newport Beach, California

wsp	By: DMO	Proj. No. 8620397107.1.1G
	Date: 2/8/2023	Figure **H-1-76**

C:\temp\fnb\graphs_H-1-076_SG-91.grf

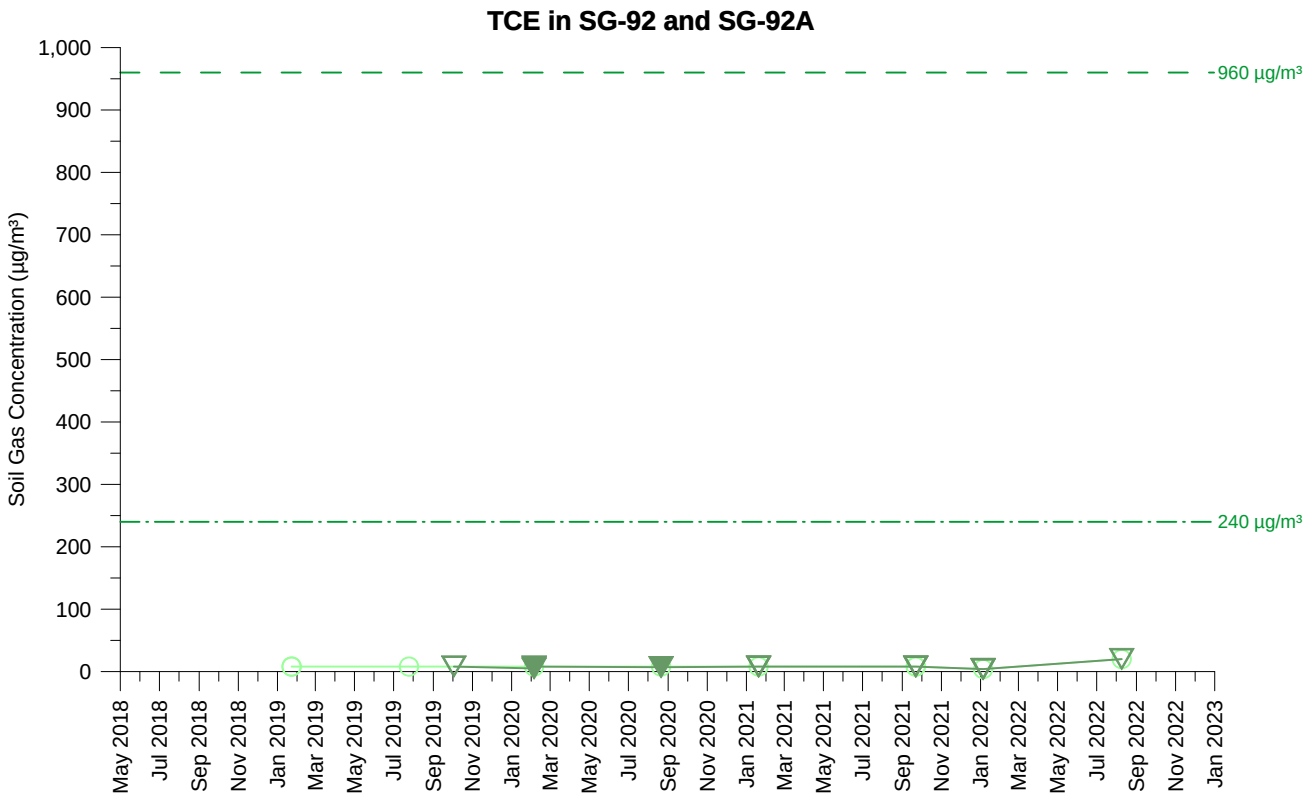

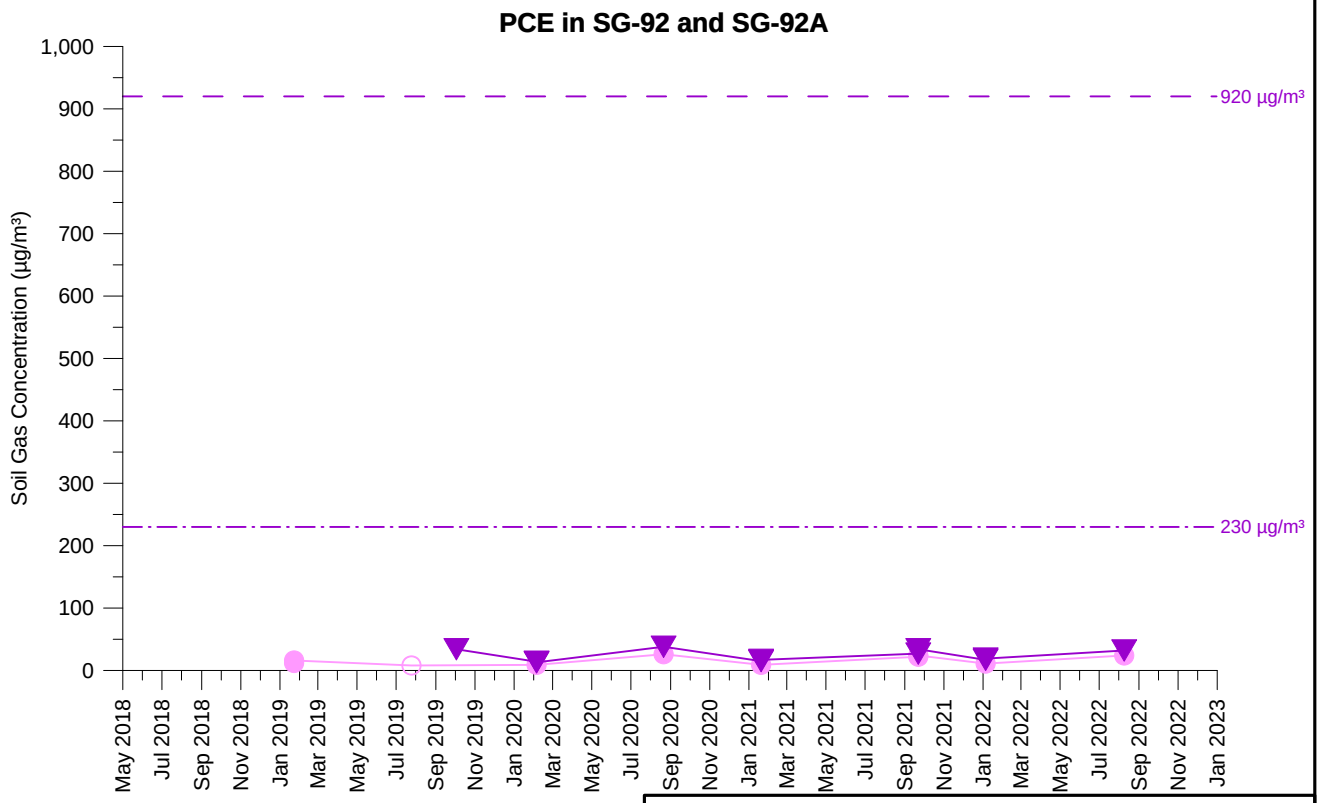

TCE Concentration (5 feet)
TCE Concentration (8.5 feet)
PCE Concentration (5 feet)
PCE Concentration (8.5 feet)

Open symbol denotes non-detect value

SG-92 and SG-92A
TCE AND PCE SOIL GAS CONCENTRATIONS OVER TIME
PARCEL 13
Former Ford Aeronutronic Property
Newport Beach, California

wsp	By: DMO	Proj. No. 8620397107.1.1G
	Date: 2/8/2023	Figure **H-1-77**

C:\temp\fnb\graphs_H-1-077_SG-92 and SG-92A.grf

This soil gas probe is no longer being sampled, in accordance with the July 28, 2022 "Proposal for a Reduced Soil Gas Monitoring Program", that was conditionally approved by the Water Board on August 2, 2022.

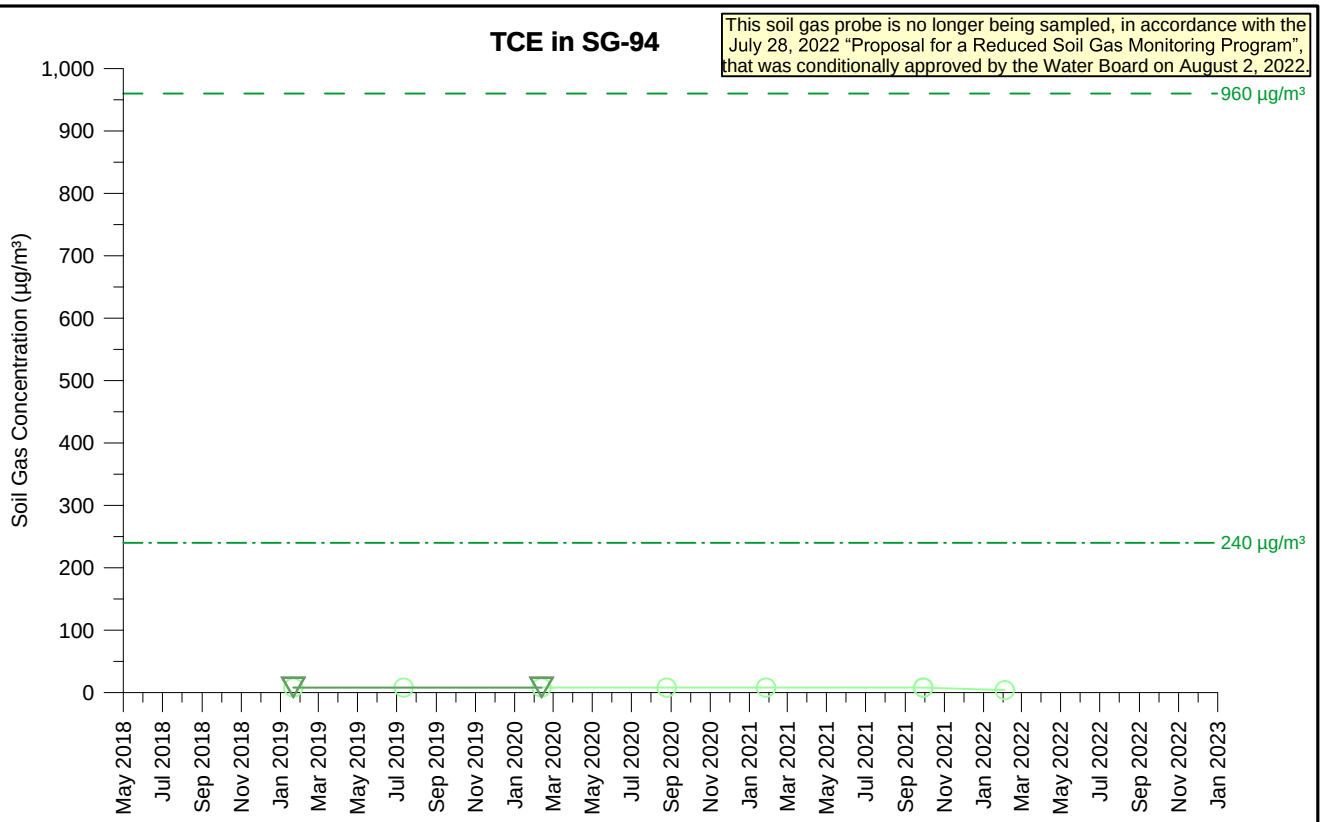

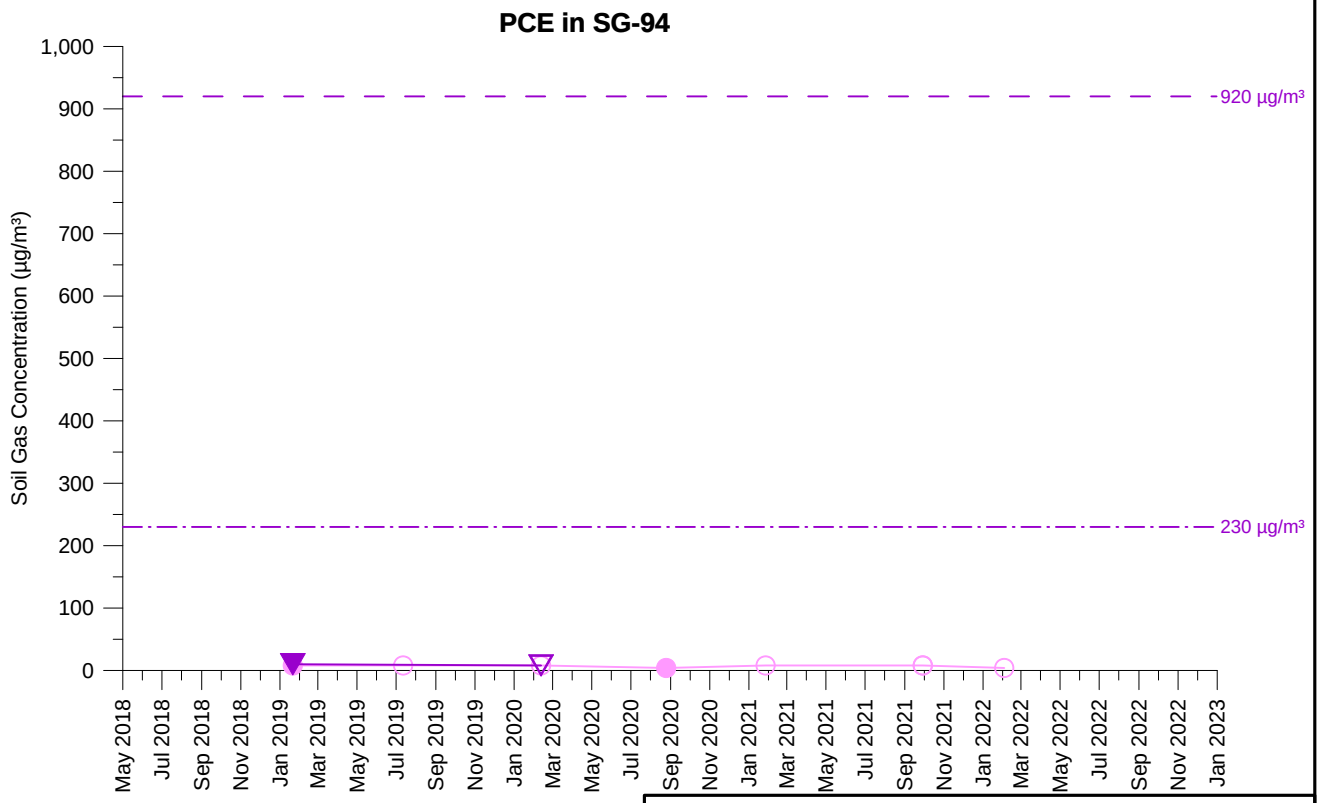

TCE Concentration (5 feet)
TCE Concentration (9.5 feet)
PCE Concentration (5 feet)
PCE Concentration (9.5 feet)

Open symbol denotes non-detect value

SG-94
TCE AND PCE SOIL GAS CONCENTRATIONS OVER TIME
PARCEL 12
Former Ford Aeronutronic Property
Newport Beach, California

wsp	By: DMO	Proj. No. 8620397107.1.1G
	Date: 2/8/2023	Figure **H-1-78**

C:\temp\fnb\graphs_H-1-078_SG-94.grf

This soil gas probe is no longer being sampled, in accordance with the July 28, 2022 "Proposal for a Reduced Soil Gas Monitoring Program", that was conditionally approved by the Water Board on August 2, 2022.

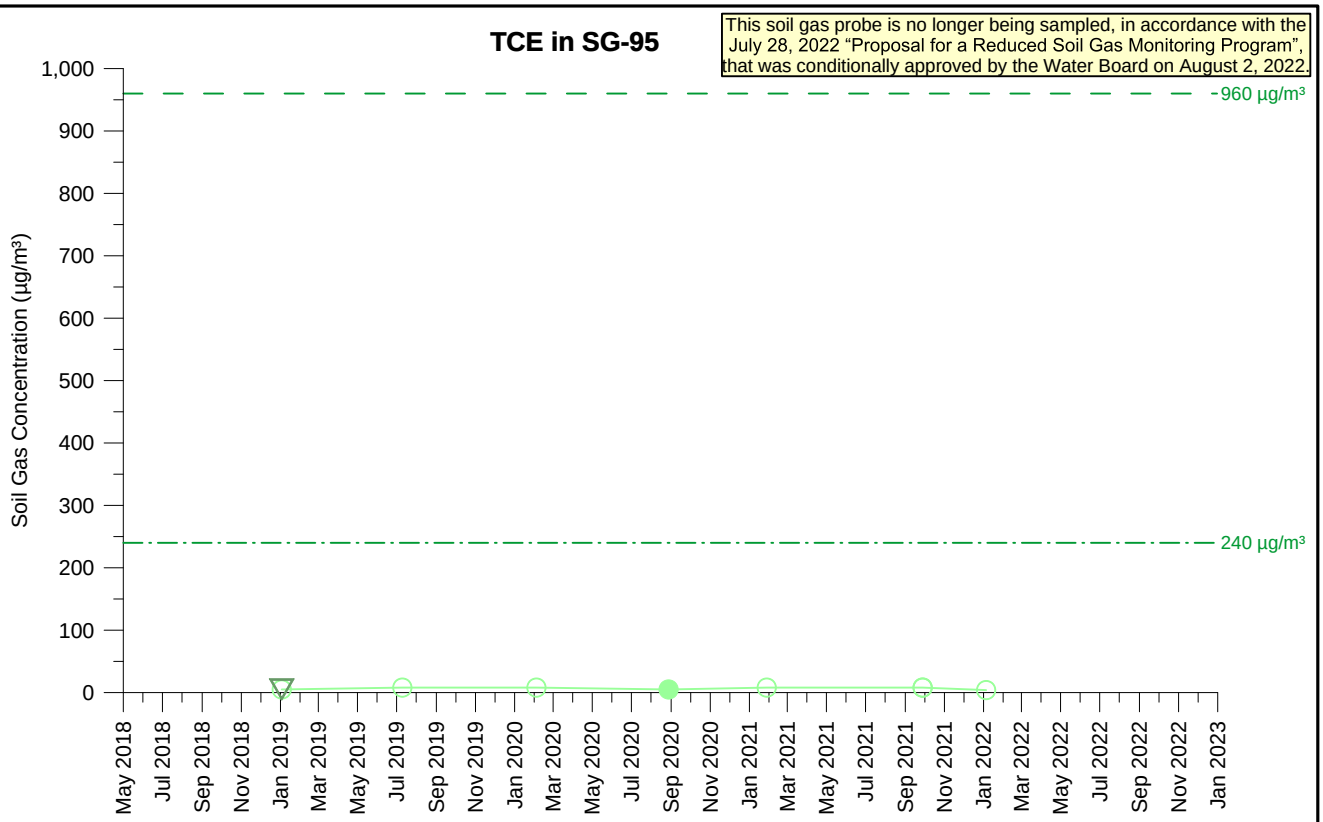

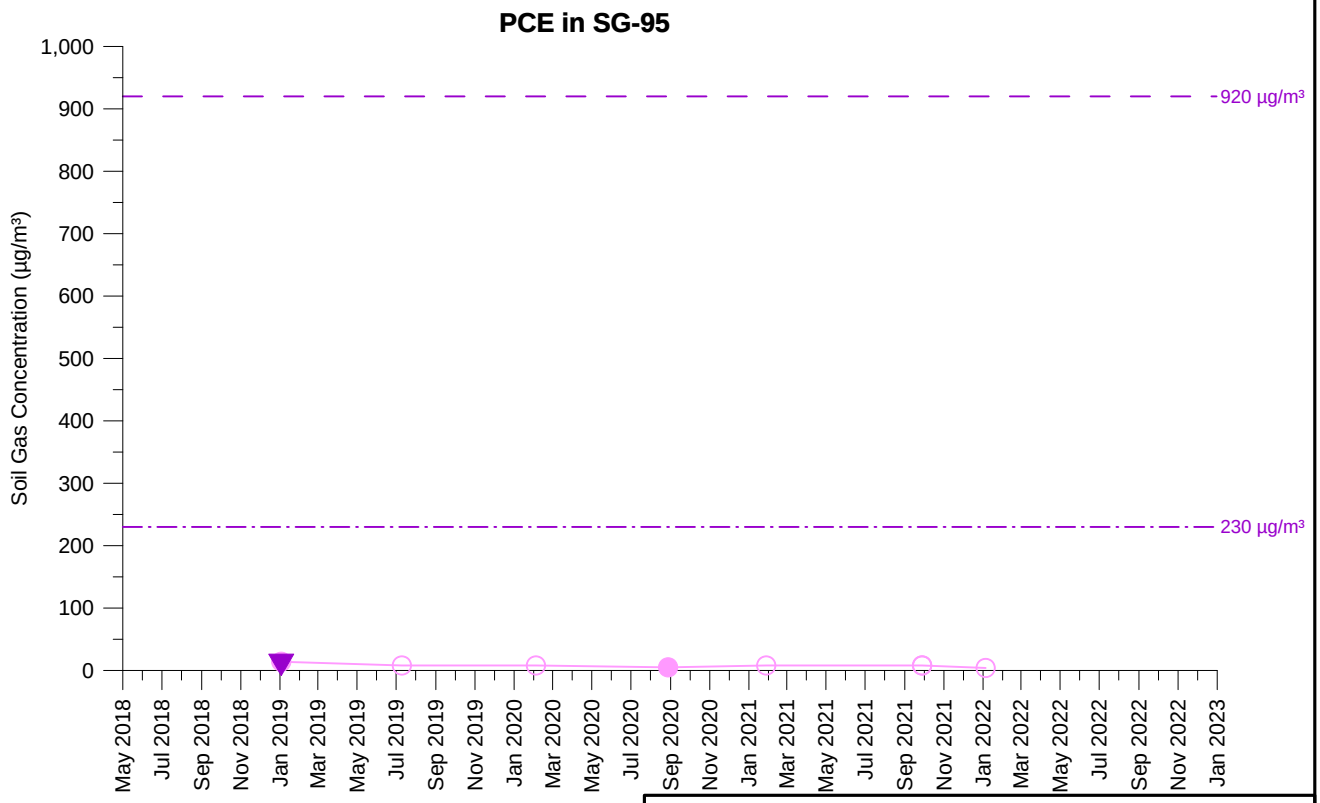

TCE Concentration (5 feet)
TCE Concentration (15 feet)
PCE Concentration (5 feet)
PCE Concentration (15 feet)

Open symbol denotes non-detect value

SG-95
TCE AND PCE SOIL GAS CONCENTRATIONS OVER TIME
PARCEL 13
Former Ford Aeronutronic Property
Newport Beach, California

wsp	By: DMO	Proj. No. 8620397107.1.1G
	Date: 2/8/2023	Figure **H-1-79**

C:\temp\fnb\graphs_H-1-079_SG-95.grf

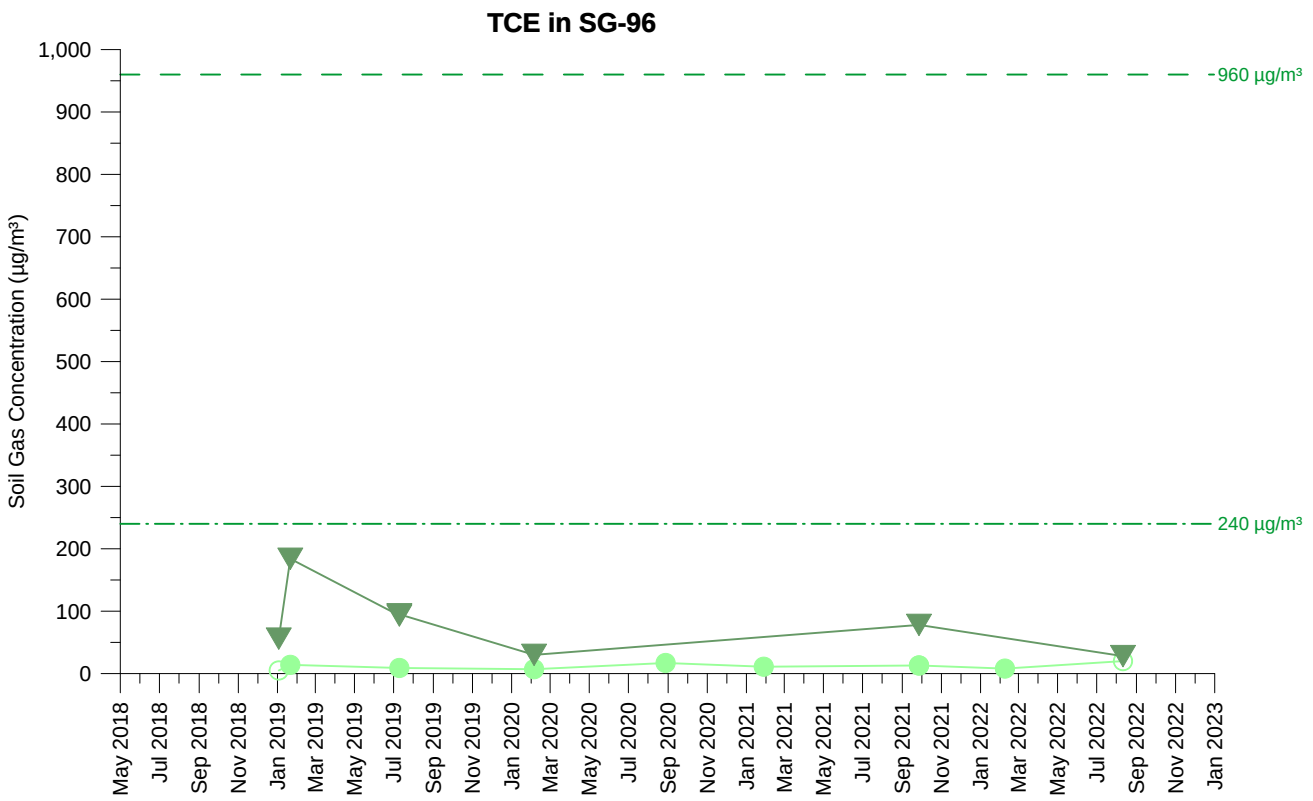

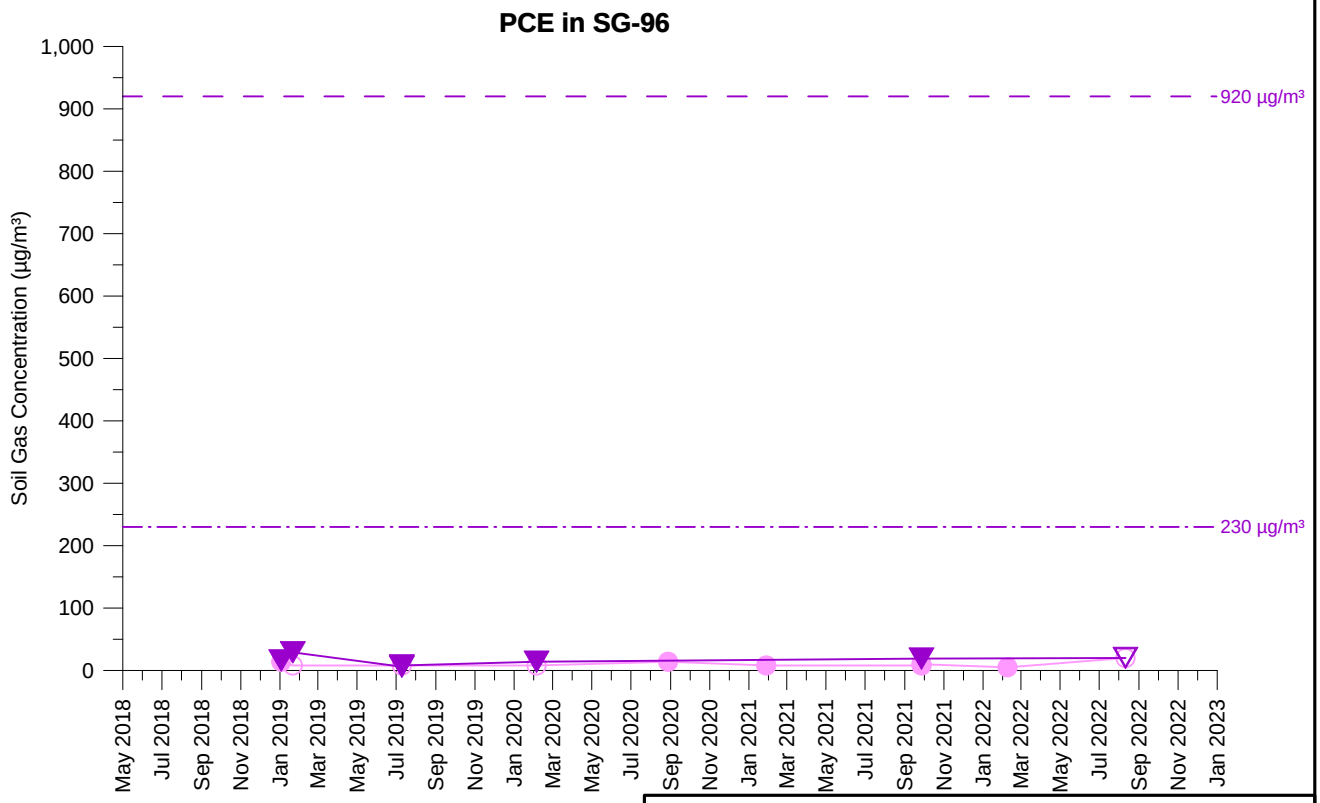

TCE Concentration (5 feet)
TCE Concentration (15 feet)
PCE Concentration (5 feet)
PCE Concentration (15 feet)

Open symbol denotes non-detect value

SG-96
TCE AND PCE SOIL GAS CONCENTRATIONS OVER TIME
PARCEL 13
Former Ford Aeronutronic Property
Newport Beach, California

wsp	By: DMO	Proj. No. 8620397107.1.1G
	Date: 2/8/2023	Figure **H-1-80**

C:\temp\fnb\graphs_H-1-080_SG-96.grf

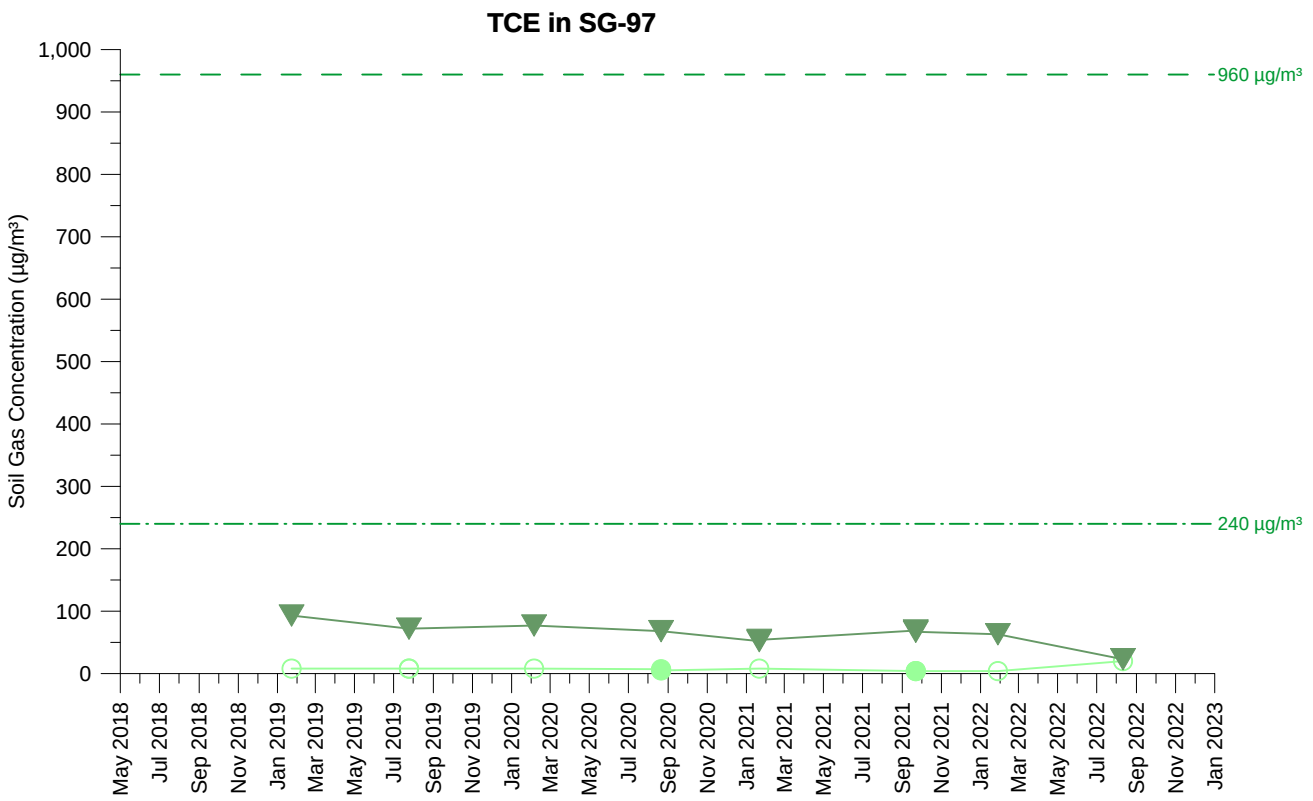

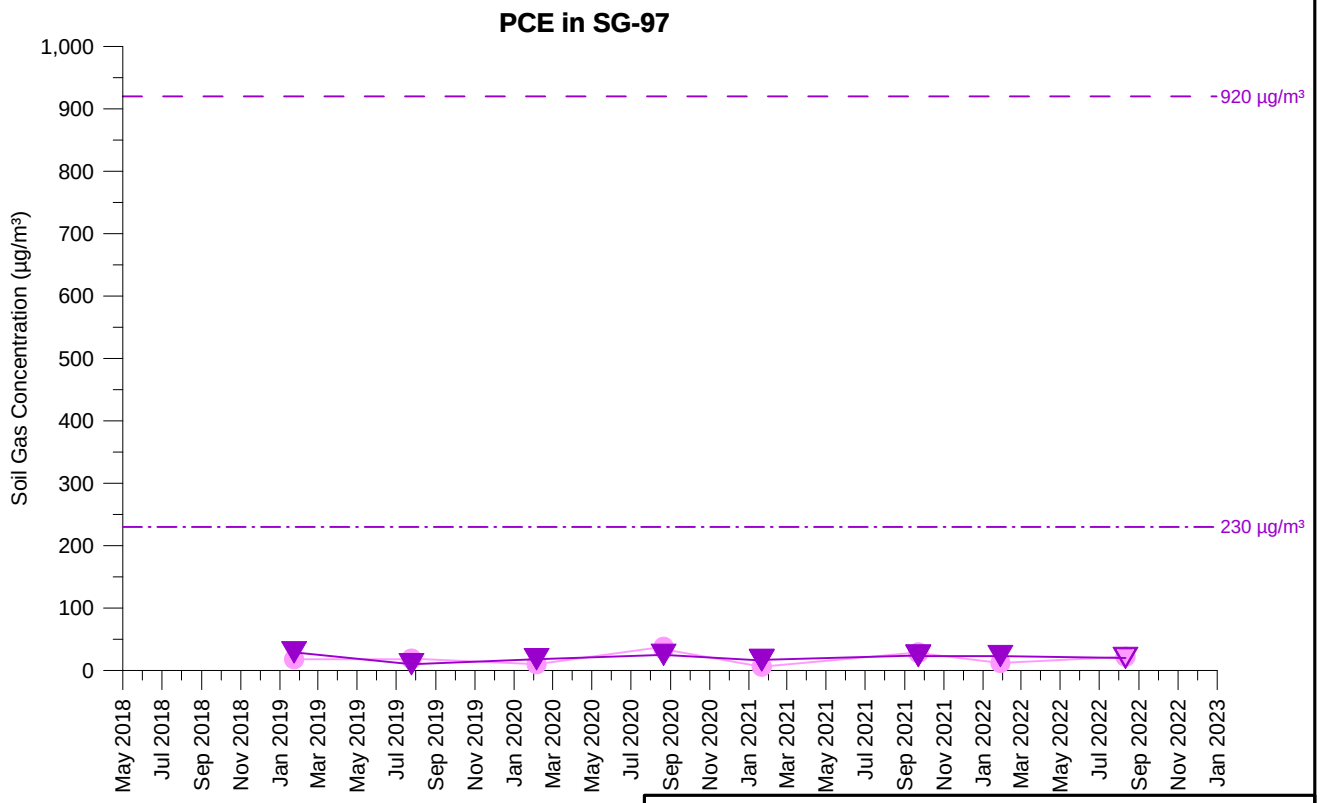

TCE Concentration (5 feet)
TCE Concentration (15 feet)
PCE Concentration (5 feet)
PCE Concentration (15 feet)

Open symbol denotes non-detect value

SG-97
TCE AND PCE SOIL GAS CONCENTRATIONS OVER TIME
PARCEL 13
Former Ford Aeronutronic Property
Newport Beach, California

wsp	By: DMO	Proj. No. 8620397107.1.1G
	Date: 2/8/2023	Figure **H-1-81**

C:\temp\fnb\graphs_H-1-081_SG-97.grf

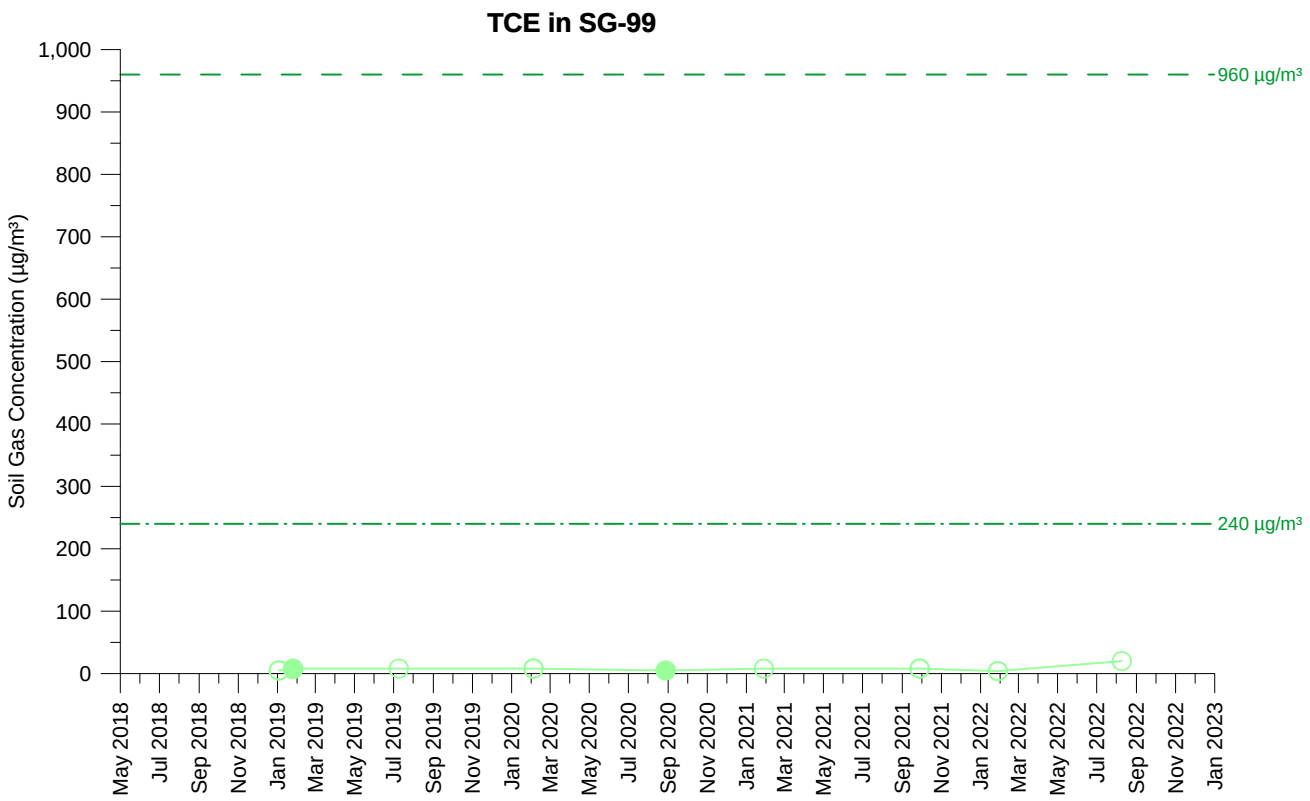

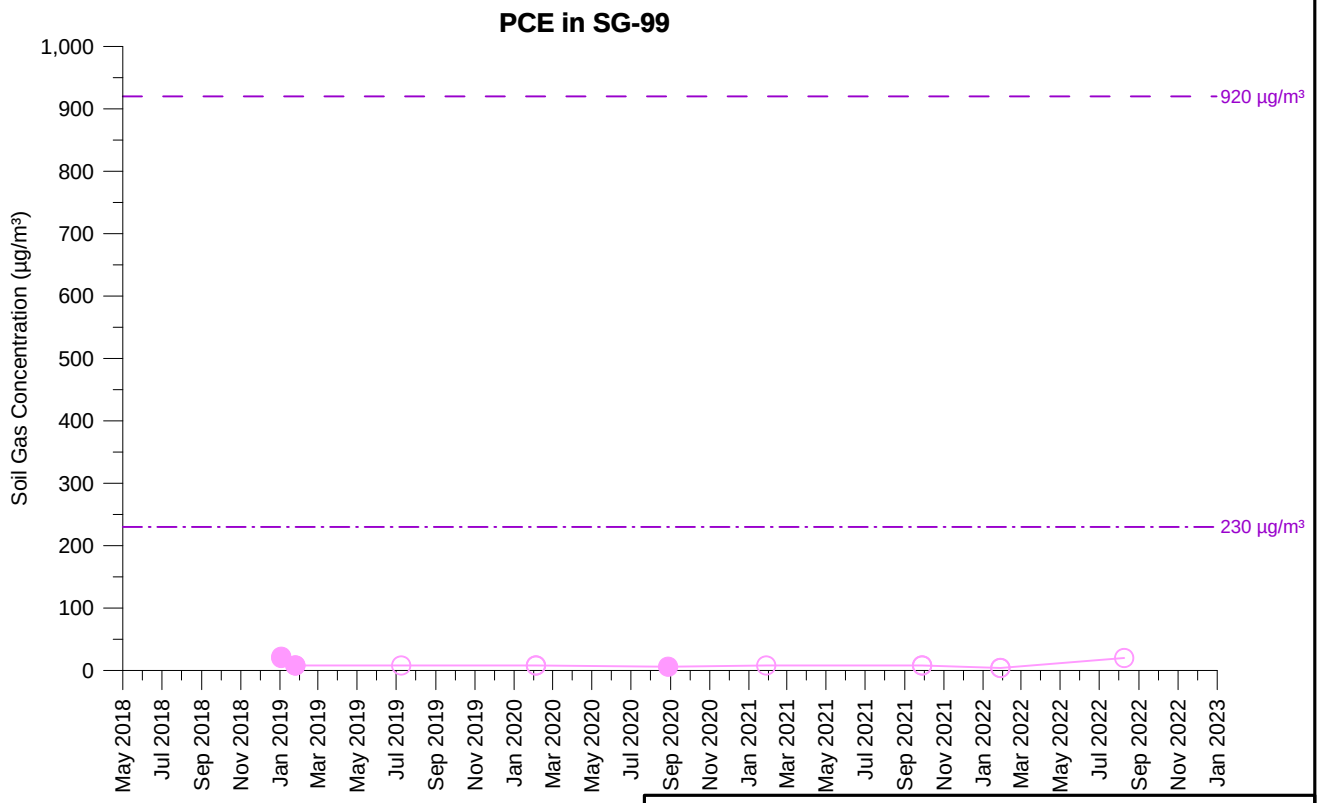

TCE Concentration (5 feet)

PCE Concentration (5 feet)

Open symbol denotes non-detect value

SG-99
TCE AND PCE SOIL GAS CONCENTRATIONS OVER TIME
PARCEL 13
Former Ford Aeronutronic Property
Newport Beach, California

wsp	By: DMO	Proj. No. 8620397107.1.1G
	Date: 2/8/2023	Figure **H-1-82**

C:\temp\fnb\graphs_H-1-082_SG-99.grf

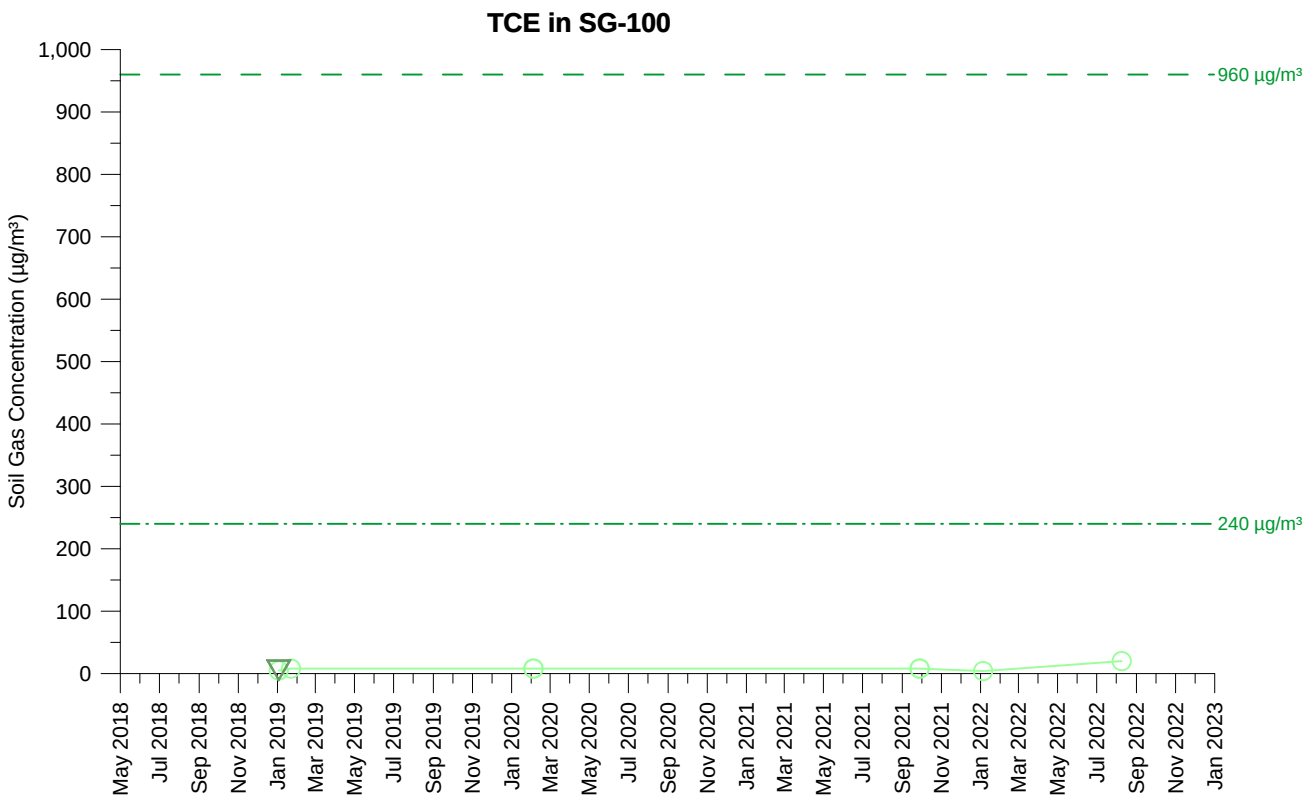

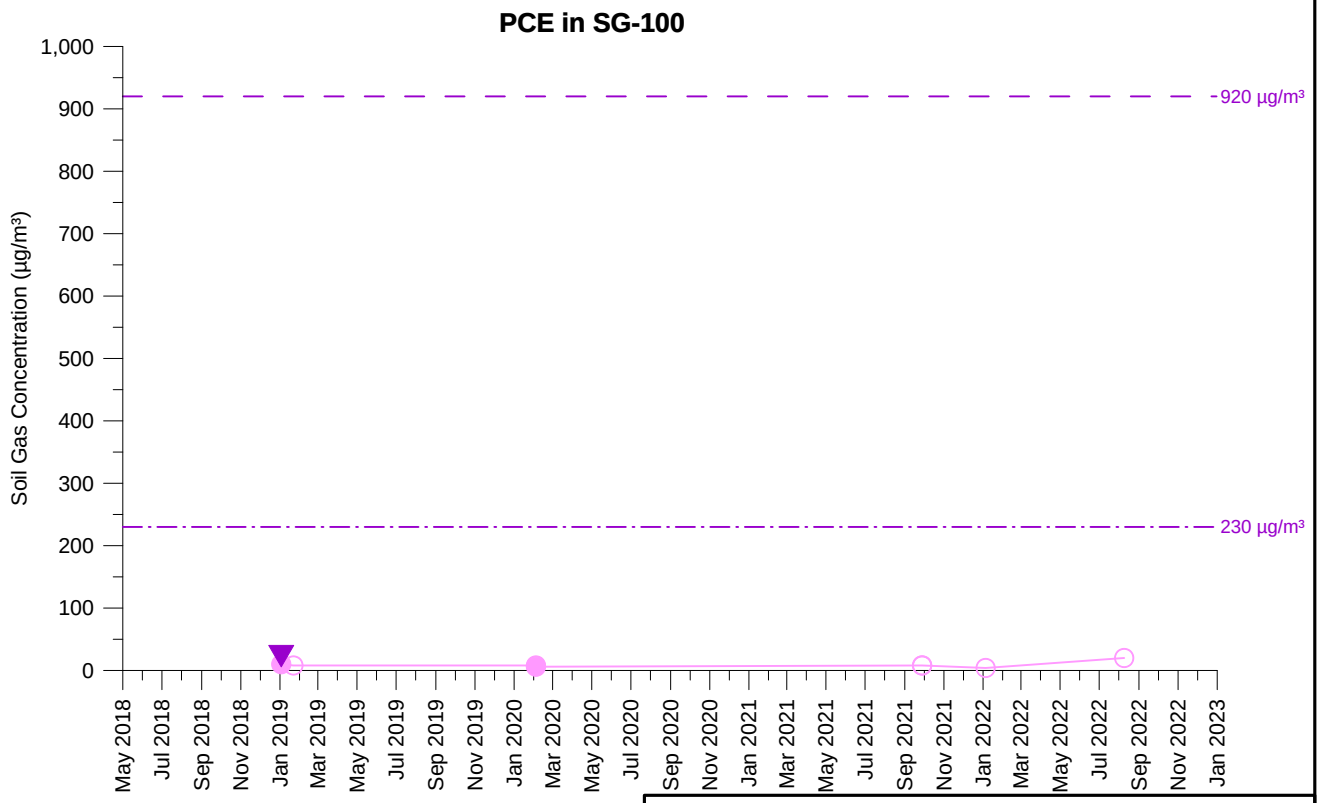

TCE Concentration (5 feet)
TCE Concentration (15 feet)
PCE Concentration (5 feet)
PCE Concentration (15 feet)

Open symbol denotes non-detect value

SG-100
TCE AND PCE SOIL GAS CONCENTRATIONS OVER TIME
PARCEL 13
Former Ford Aeronutronic Property
Newport Beach, California

wsp	By: DMO	Proj. No. 8620397107.1.1G
	Date: 2/8/2023	Figure **H-1-83**

C:\temp\fnb\graphs_H-1-083_SG-100.grf

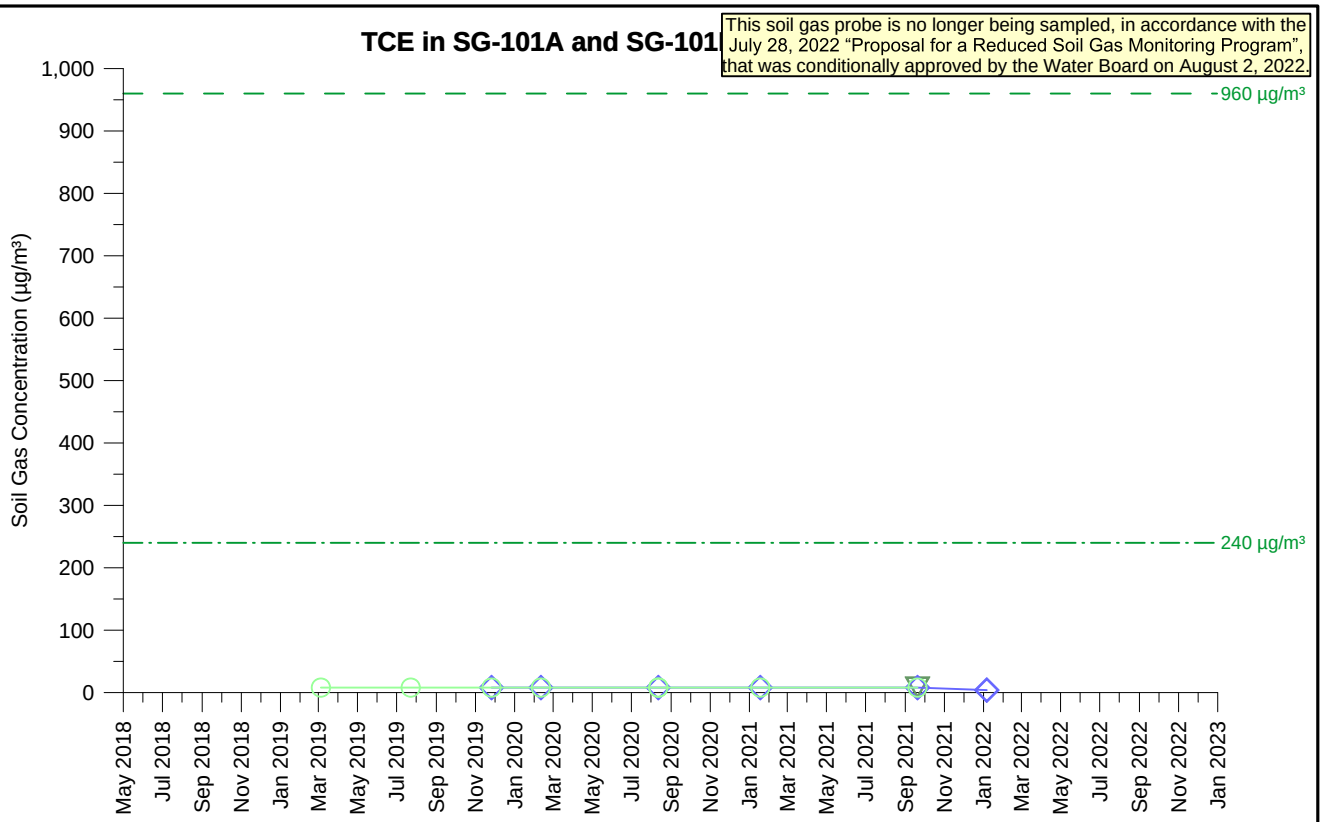

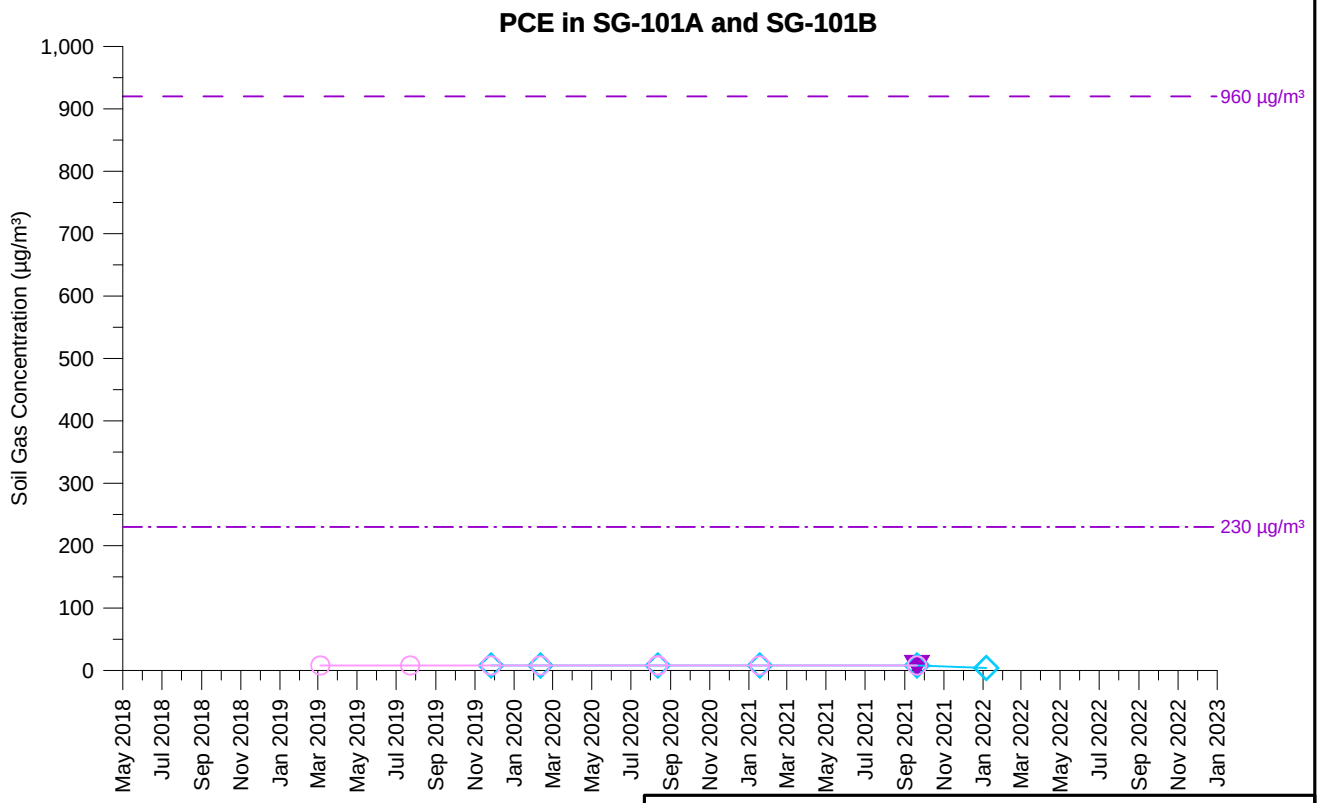

TCE Concentration (5 feet)
TCE Concentration (11 feet)
TCE Concentration (15 feet)
PCE Concentration (5 feet)
PCE Concentration (11 feet)
PCE Concentration (15 feet)

Open symbol denotes non-detect value

SG-101A and SG-101B
TCE AND PCE SOIL GAS CONCENTRATIONS OVER TIME
RIGHT OF WAY
Former Ford Aeronutronic Property
Newport Beach, California

wsp	By: DMO	Proj. No. 8620397107.1.1G
	Date: 2/8/2023	Figure **H-1-84**

C:\temp\fnb\graphs_H-1-084_SG-101A and SG-101B.grf

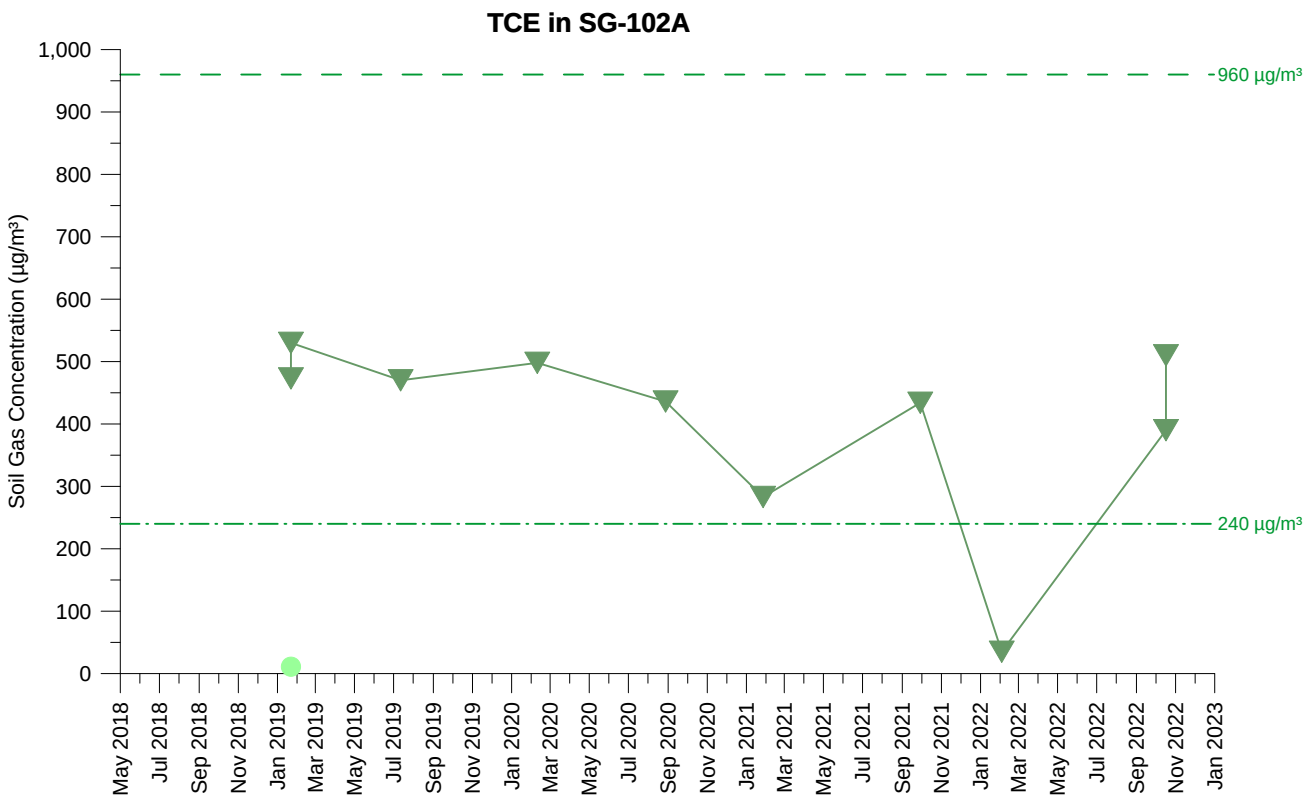

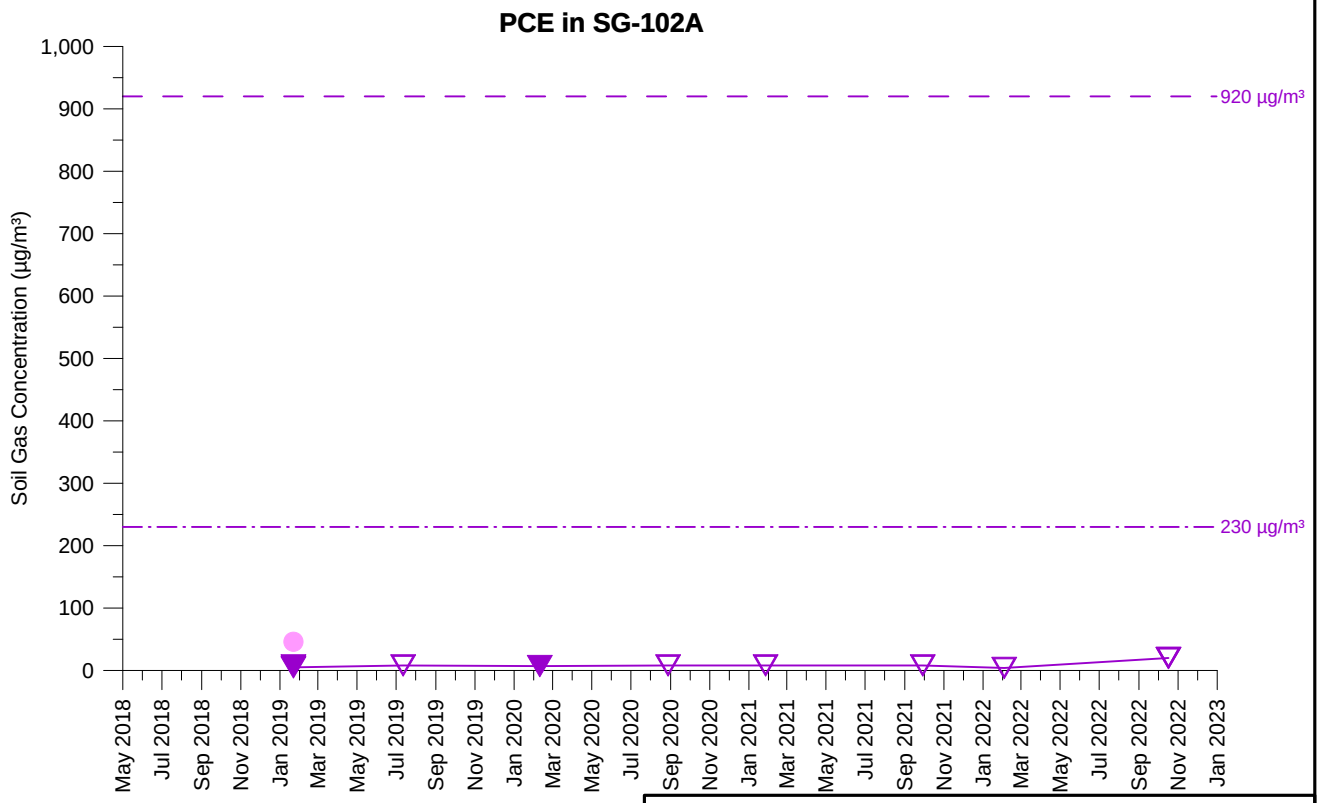

TCE Concentration (7.5 feet)
TCE Concentration (15 feet)
PCE Concentration (7.5 feet)
PCE Concentration (15 feet)

Open symbol denotes non-detect value

SG-102A
TCE AND PCE SOIL GAS CONCENTRATIONS OVER TIME
PARCEL 12
Former Ford Aeronutronic Property
Newport Beach, California

wsp	By: DMO	Proj. No. 8620397107.1.1G
	Date: 2/8/2023	Figure **H-1-85**

C:\temp\fnb\graphs_H-1-085_SG-102A.grf

This soil gas probe is no longer being sampled, in accordance with the July 28, 2022 "Proposal for a Reduced Soil Gas Monitoring Program", that was conditionally approved by the Water Board on August 2, 2022.

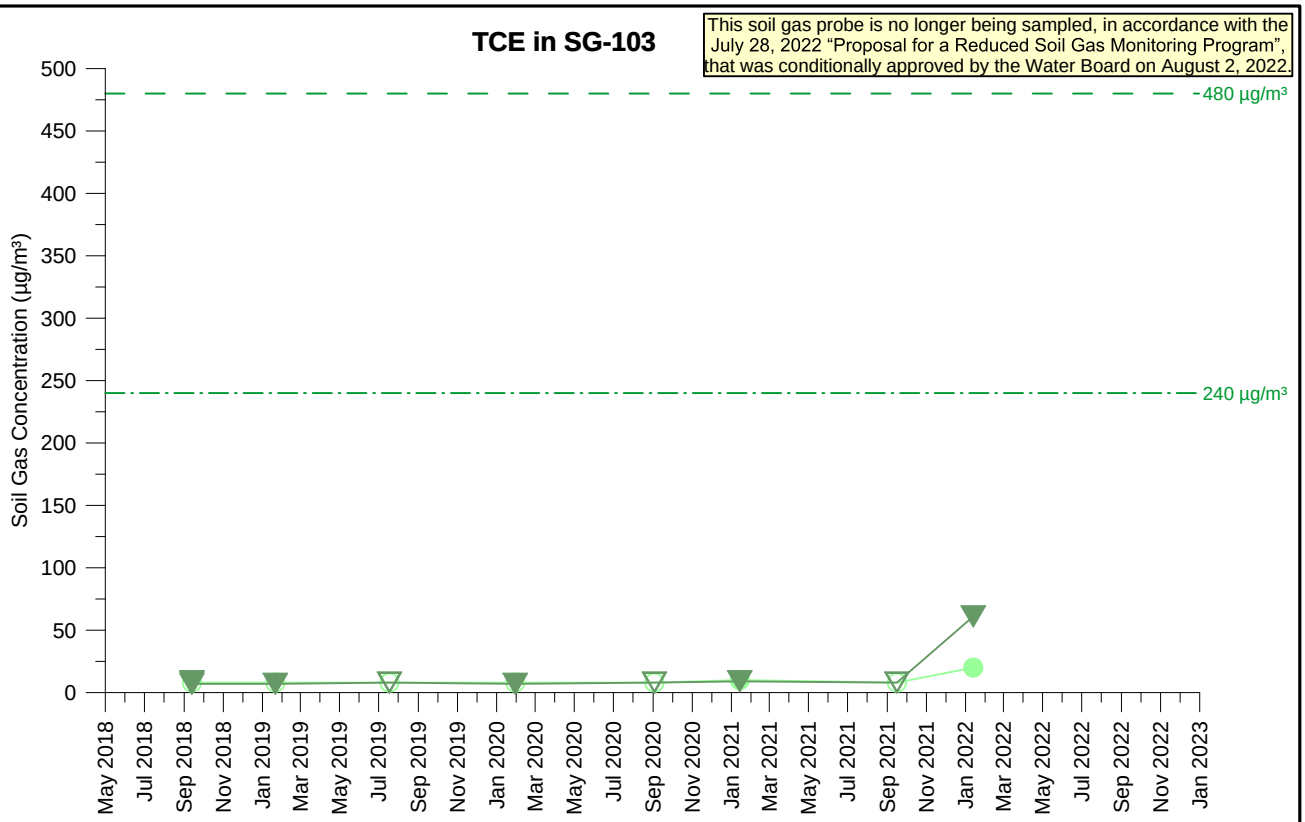

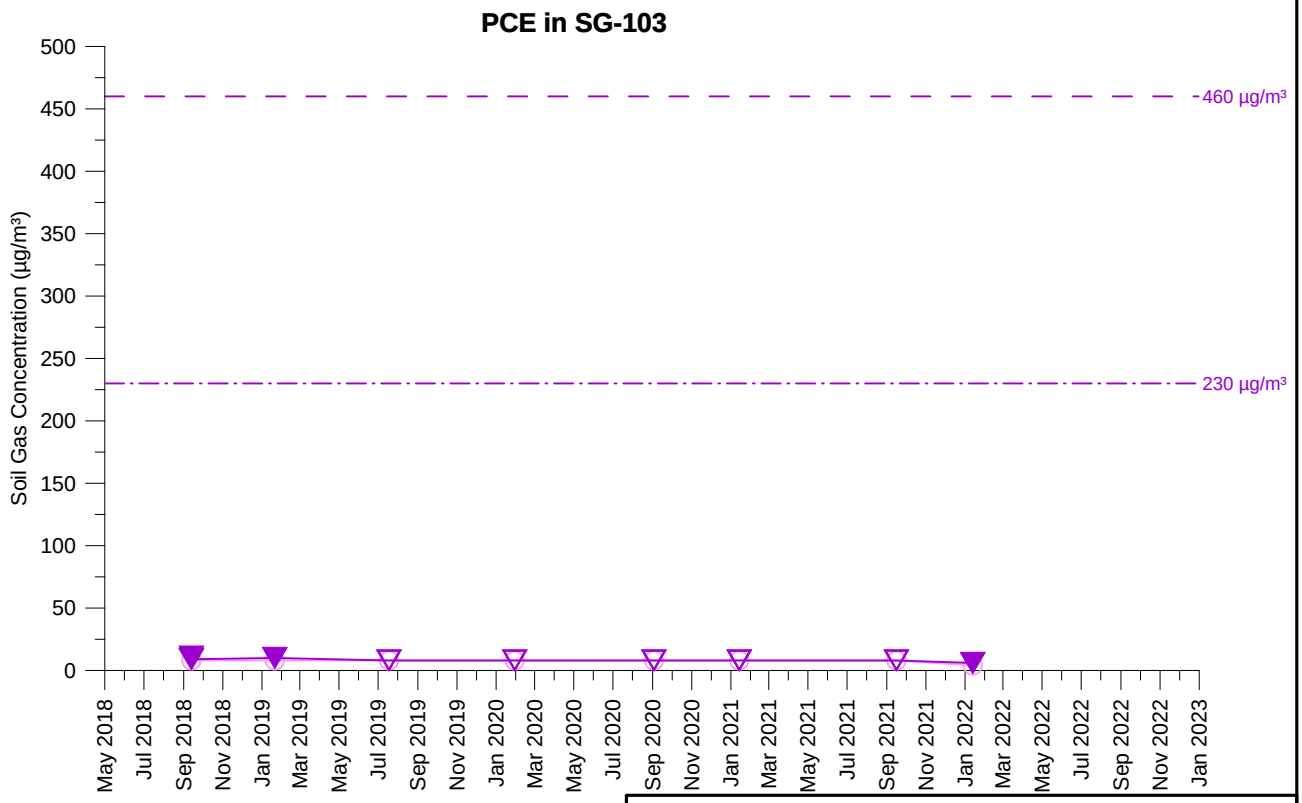

TCE Concentration (5 feet)
TCE Concentration (15 feet)
PCE Concentration (5 feet)
PCE Concentration (15 feet)

Open symbol denotes non-detect value

SG-103
TCE AND PCE SOIL GAS CONCENTRATIONS OVER TIME
PARCEL 10
Former Ford Aeronutronic Property
Newport Beach, California

wsp	By: DMO	Proj. No. 8620397107.1.1G
	Date: 2/8/2023	Figure **H-1-86**

C:\temp\fnb\graphs_H-1-086_SG-103.grf

This soil gas probe is no longer being sampled, in accordance with the July 28, 2022 "Proposal for a Reduced Soil Gas Monitoring Program", that was conditionally approved by the Water Board on August 2, 2022.

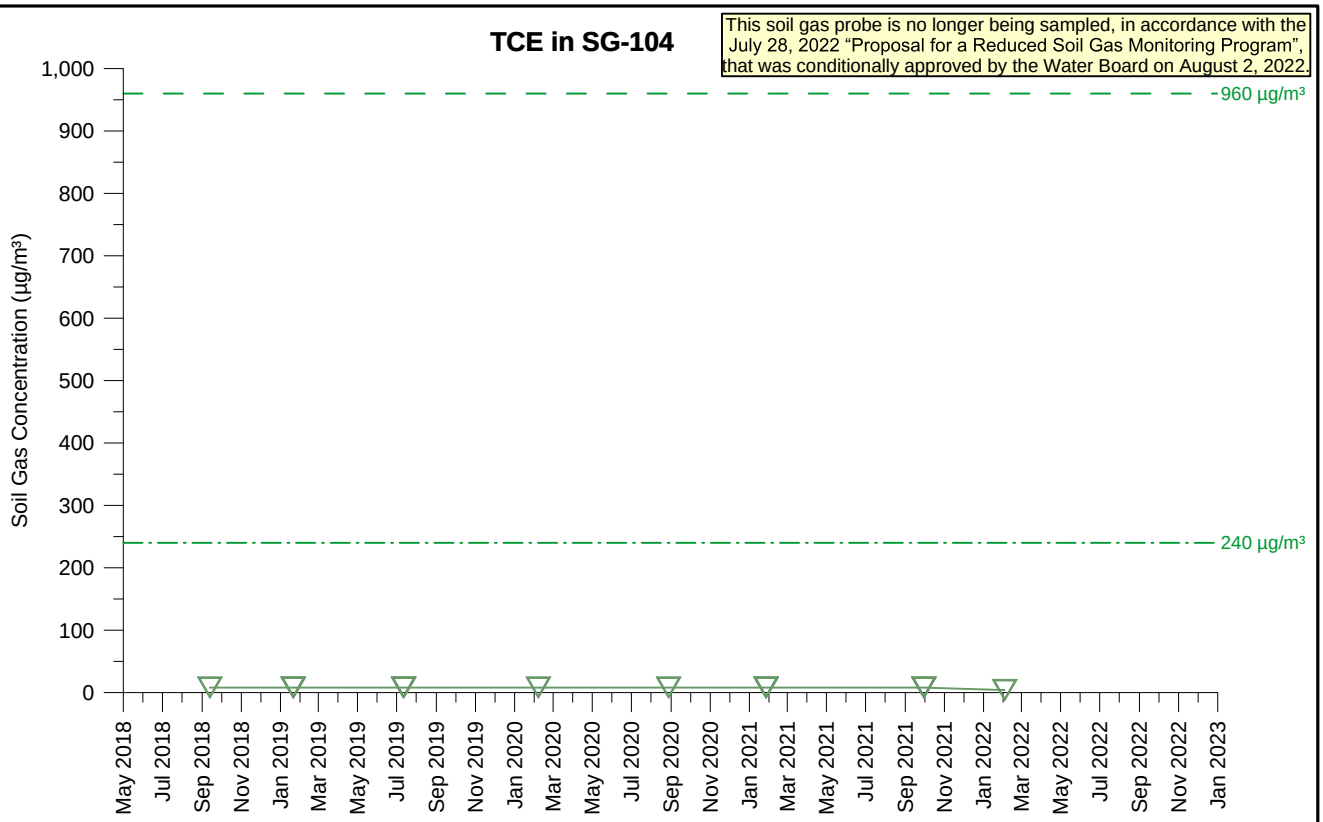

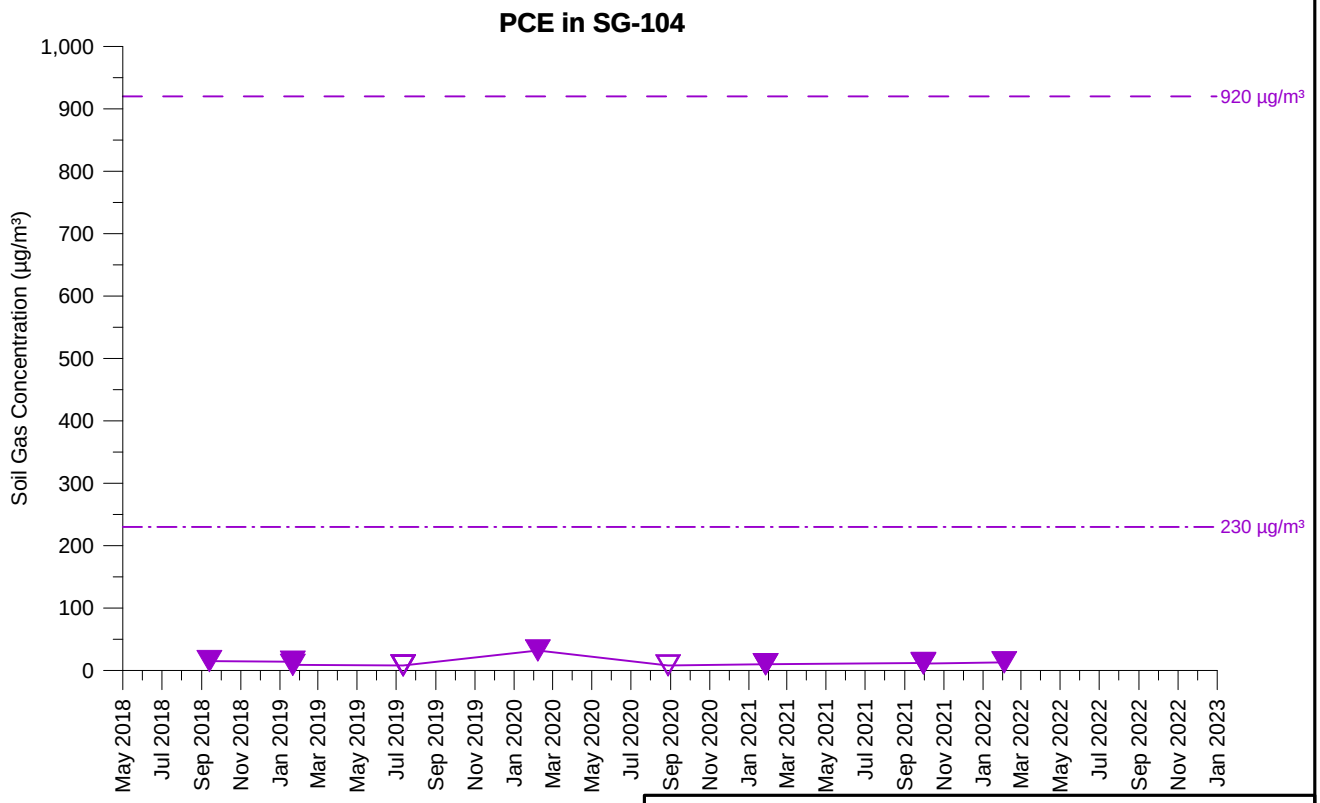

TCE Concentration (15 feet)

PCE Concentration (15 feet)

Open symbol denotes non-detect value

SG-104
TCE AND PCE SOIL GAS CONCENTRATIONS OVER TIME
PARCEL 12
Former Ford Aeronutronic Property
Newport Beach, California

wsp	By: DMO	Proj. No. 8620397107.1.1G
	Date: 2/8/2023	Figure **H-1-87**

C:\temp\fnb\graphs_H-1-087_SG-104.grf

This soil gas probe is no longer being sampled, in accordance with the July 28, 2022 "Proposal for a Reduced Soil Gas Monitoring Program", that was conditionally approved by the Water Board on August 2, 2022.

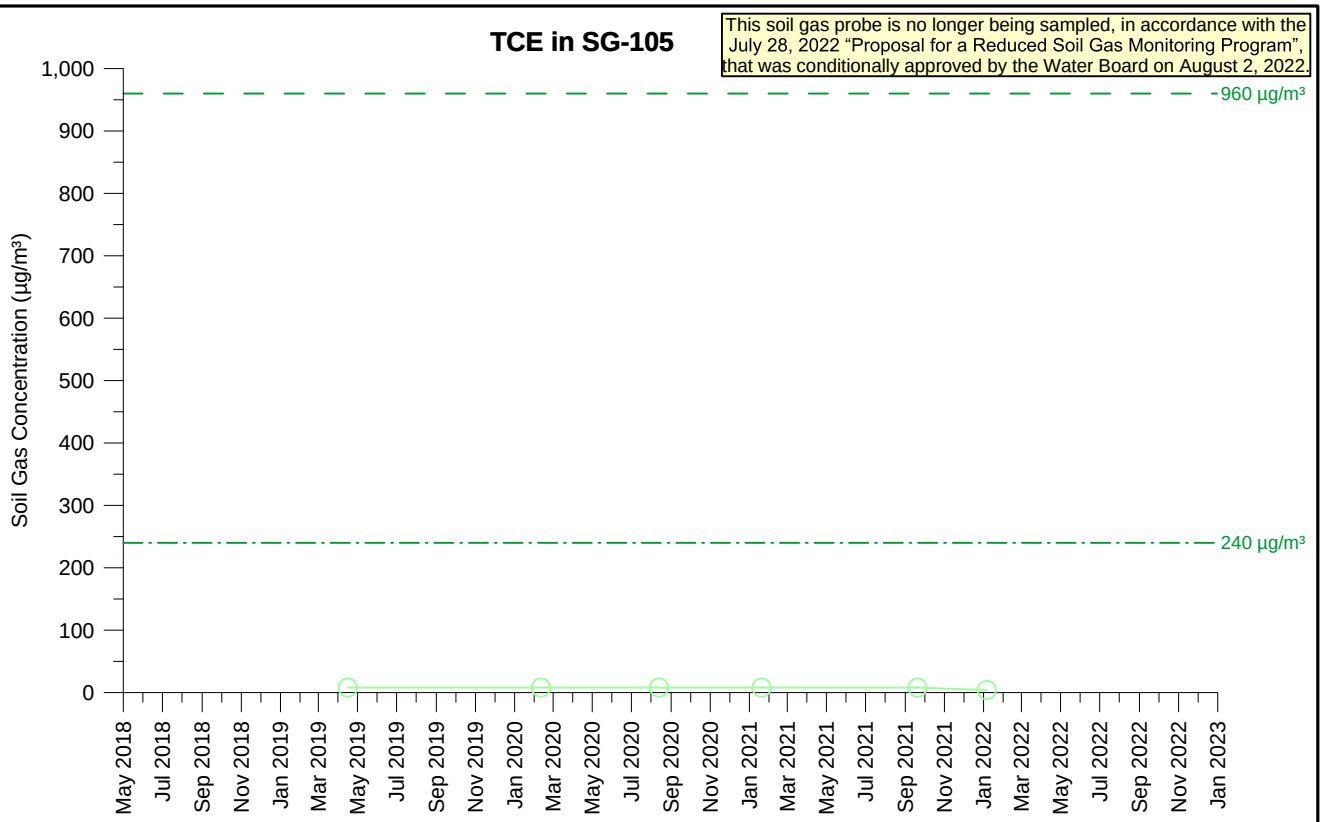

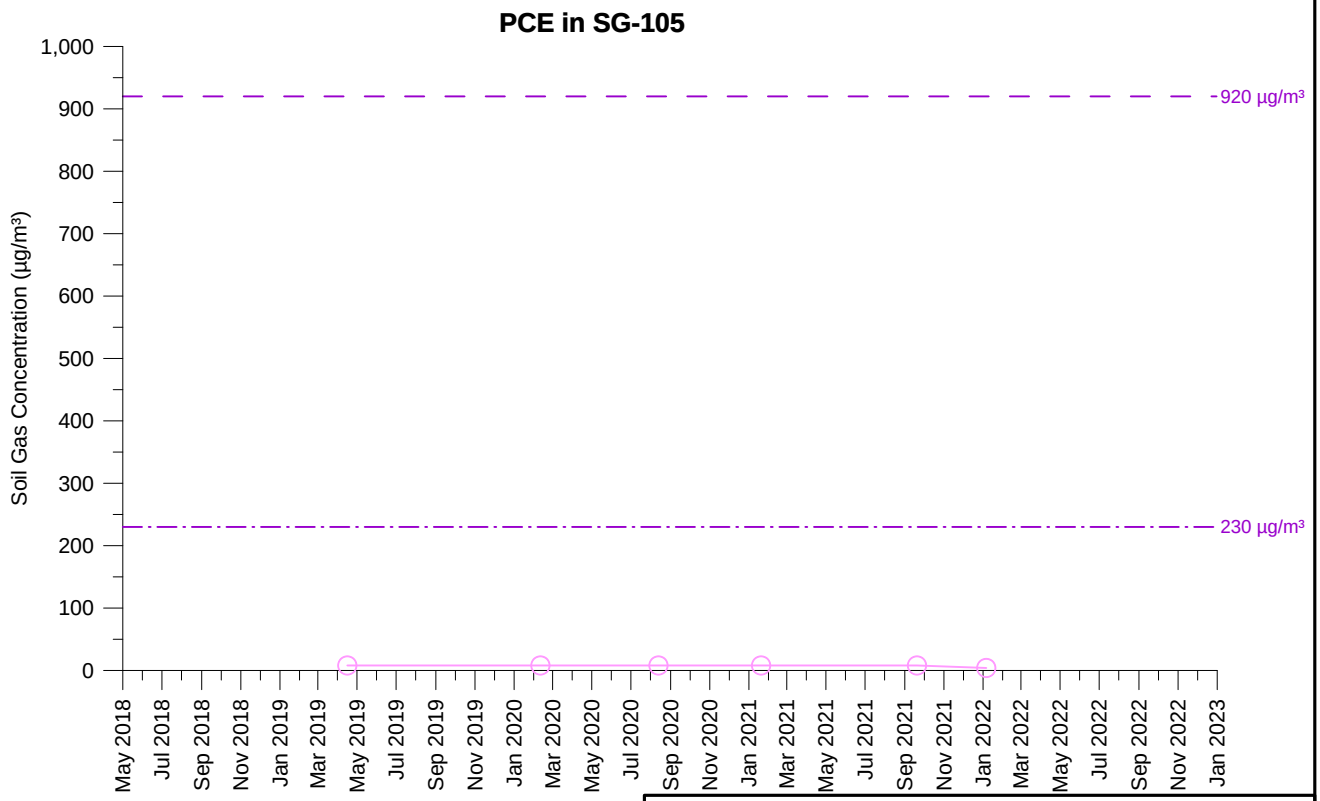

TCE Concentration (5 feet)

PCE Concentration (5 feet)

Open symbol denotes non-detect value

SG-105
TCE AND PCE SOIL GAS CONCENTRATIONS OVER TIME
PARCEL 12
Former Ford Aeronutronic Property
Newport Beach, California

wsp	By: DMO	Proj. No. 8620397107.1.1G
	Date: 2/8/2023	Figure **H-1-88**

C:\temp\fnb\graphs_H-1-088_SG-105.grf

This soil gas probe is no longer being sampled, in accordance with the July 28, 2022 "Proposal for a Reduced Soil Gas Monitoring Program", that was conditionally approved by the Water Board on August 2, 2022.

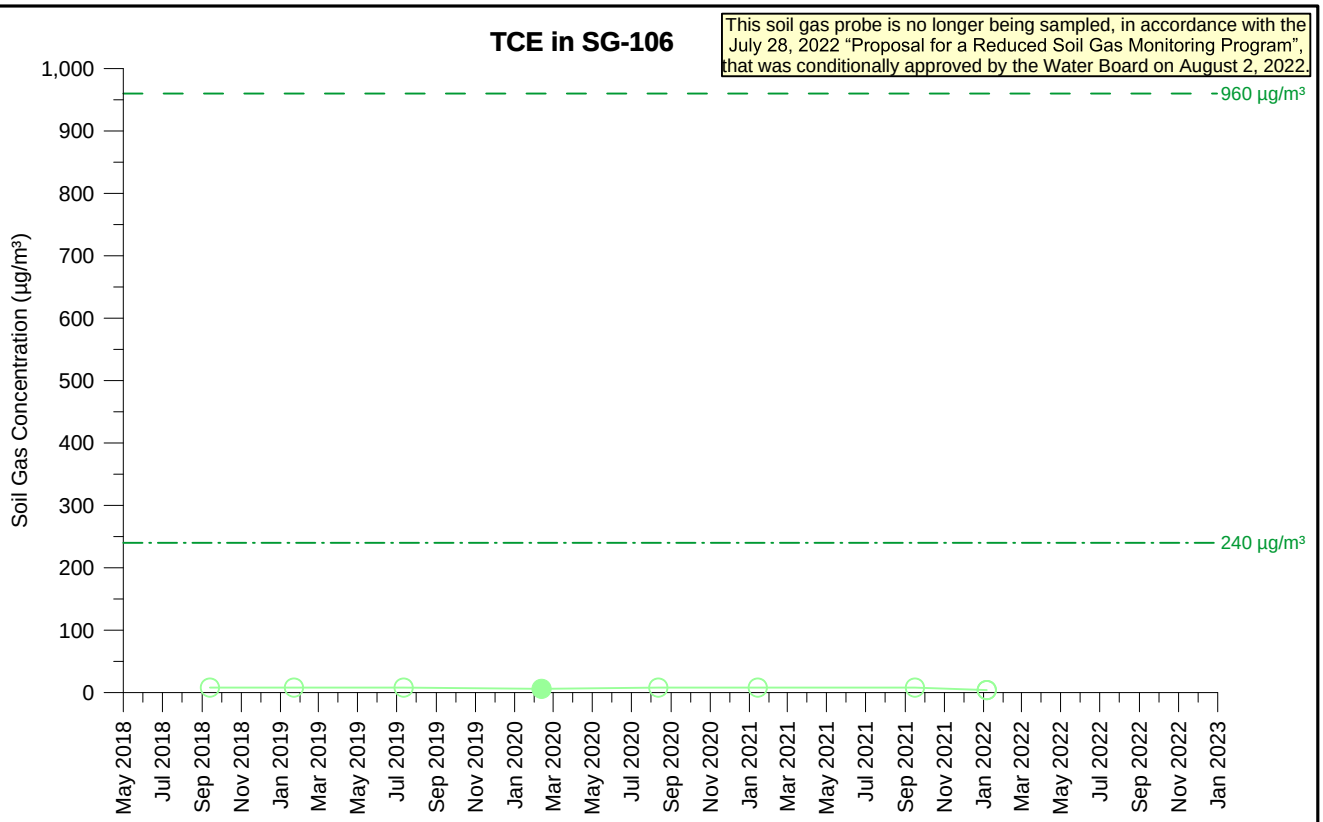

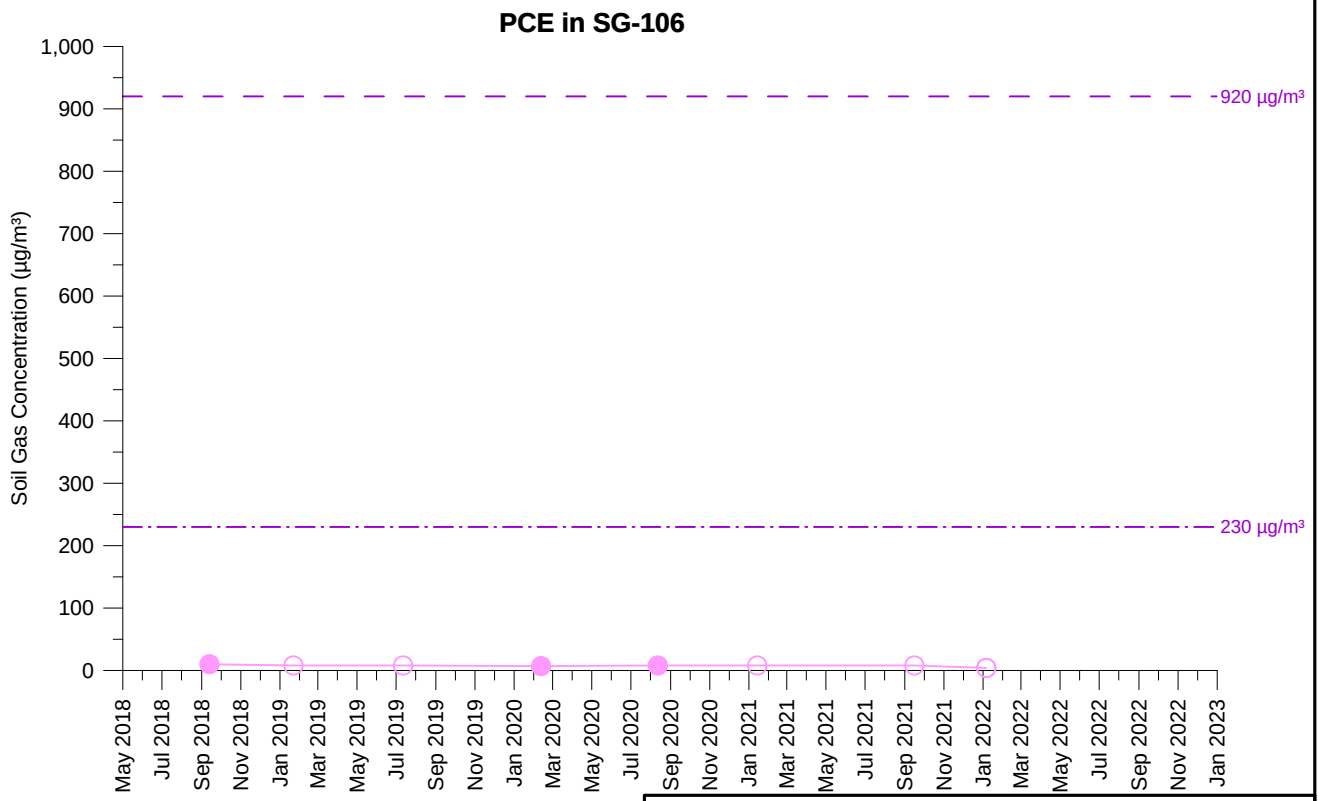

TCE Concentration (5 feet)

PCE Concentration (5 feet)

Open symbol denotes non-detect value

SG-106
TCE AND PCE SOIL GAS CONCENTRATIONS OVER TIME
PARCEL 11
Former Ford Aeronutronic Property
Newport Beach, California

wsp	By: DMO	Proj. No. 8620397107.1.1G
	Date: 2/8/2023	Figure **H-1-89**

C:\temp\fnb\graphs_H-1-089_SG-106.grf

This soil gas probe is no longer being sampled, in accordance with the July 28, 2022 "Proposal for a Reduced Soil Gas Monitoring Program", that was conditionally approved by the Water Board on August 2, 2022.

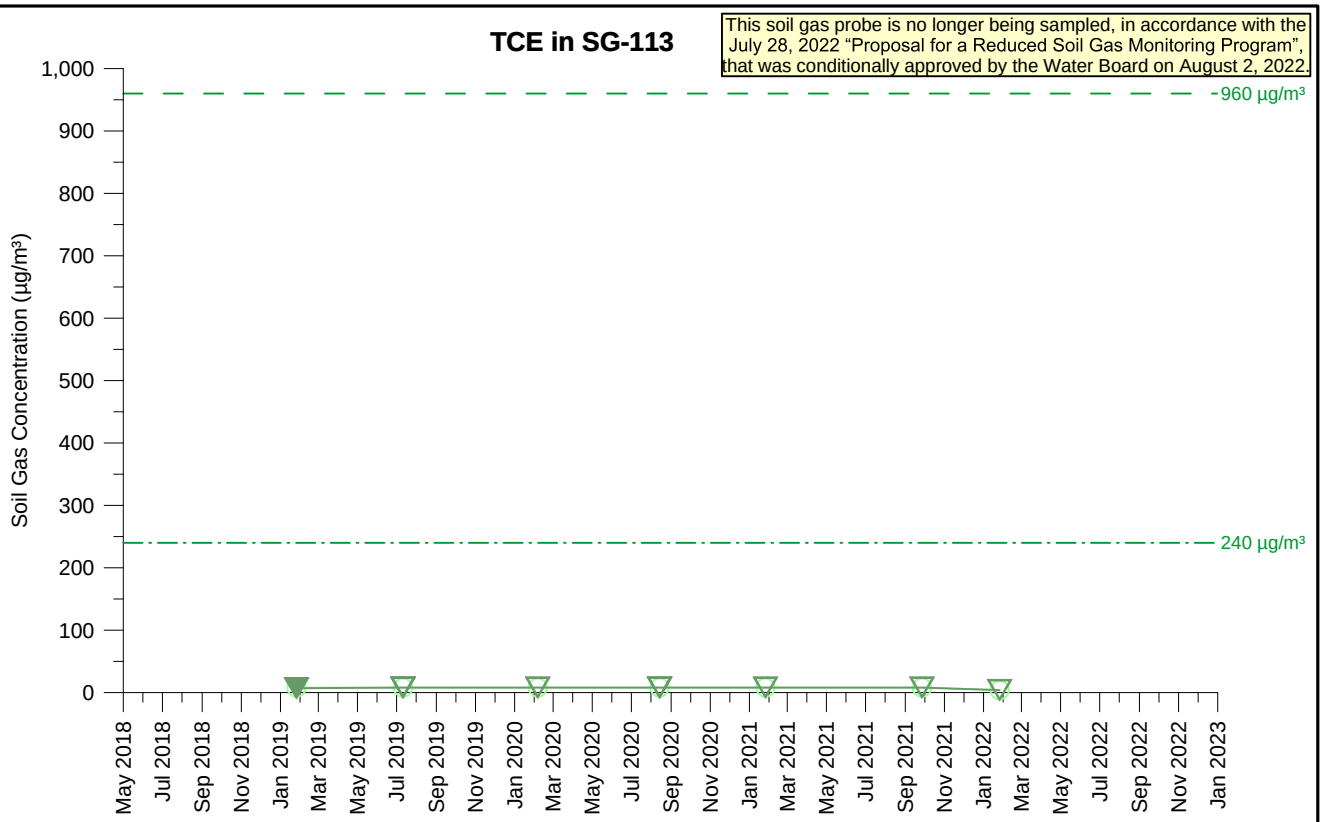

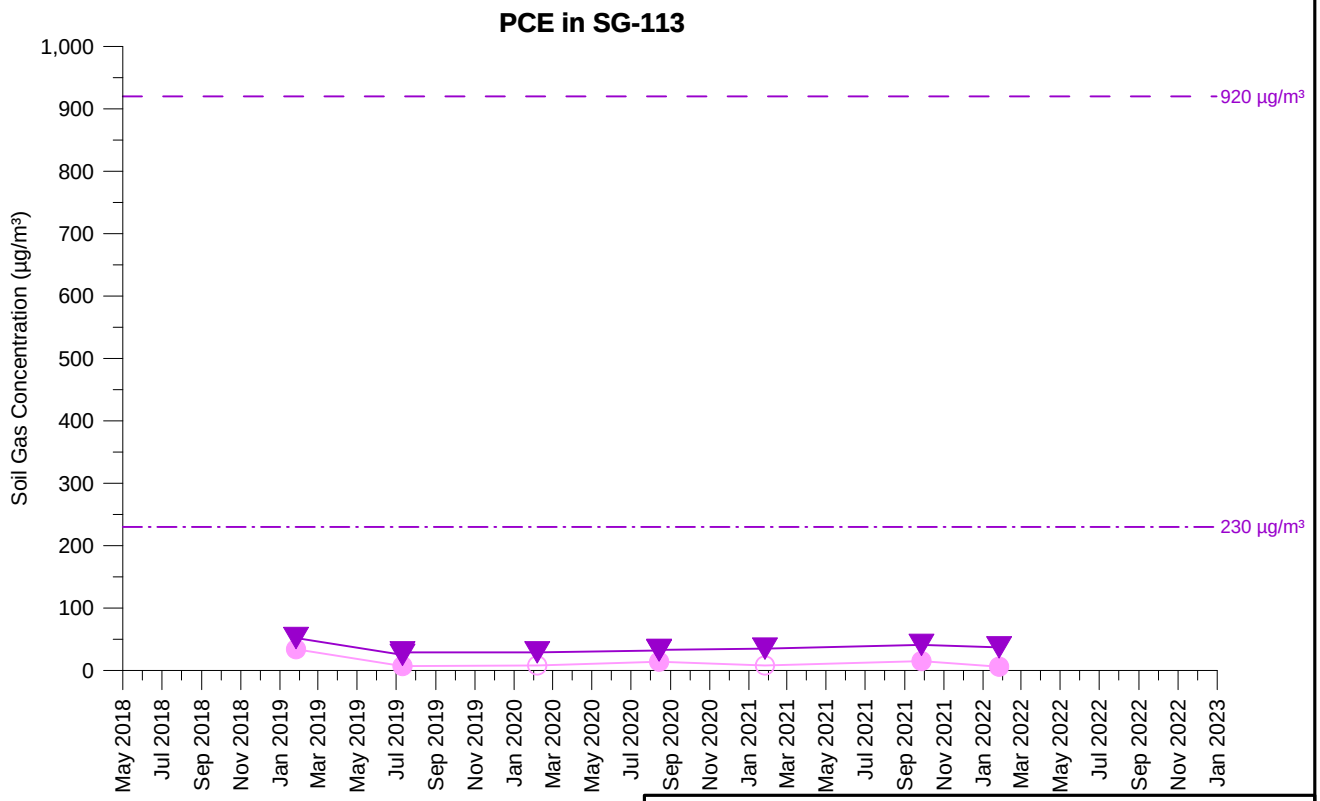

TCE Concentration (5 feet)
TCE Concentration (15 feet)
PCE Concentration (5 feet)
PCE Concentration (15 feet)

Open symbol denotes non-detect value

SG-113
TCE AND PCE SOIL GAS CONCENTRATIONS OVER TIME
PARCEL 1
Former Ford Aeronutronic Property
Newport Beach, California

wsp	By: DMO	Proj. No. 8620397107.1.1G
	Date: 2/8/2023	Figure **H-1-90**

C:\temp\fnb\graphs_H-1-090_SG-113.grf

This soil gas probe is no longer being sampled, in accordance with the July 28, 2022 "Proposal for a Reduced Soil Gas Monitoring Program", that was conditionally approved by the Water Board on August 2, 2022.

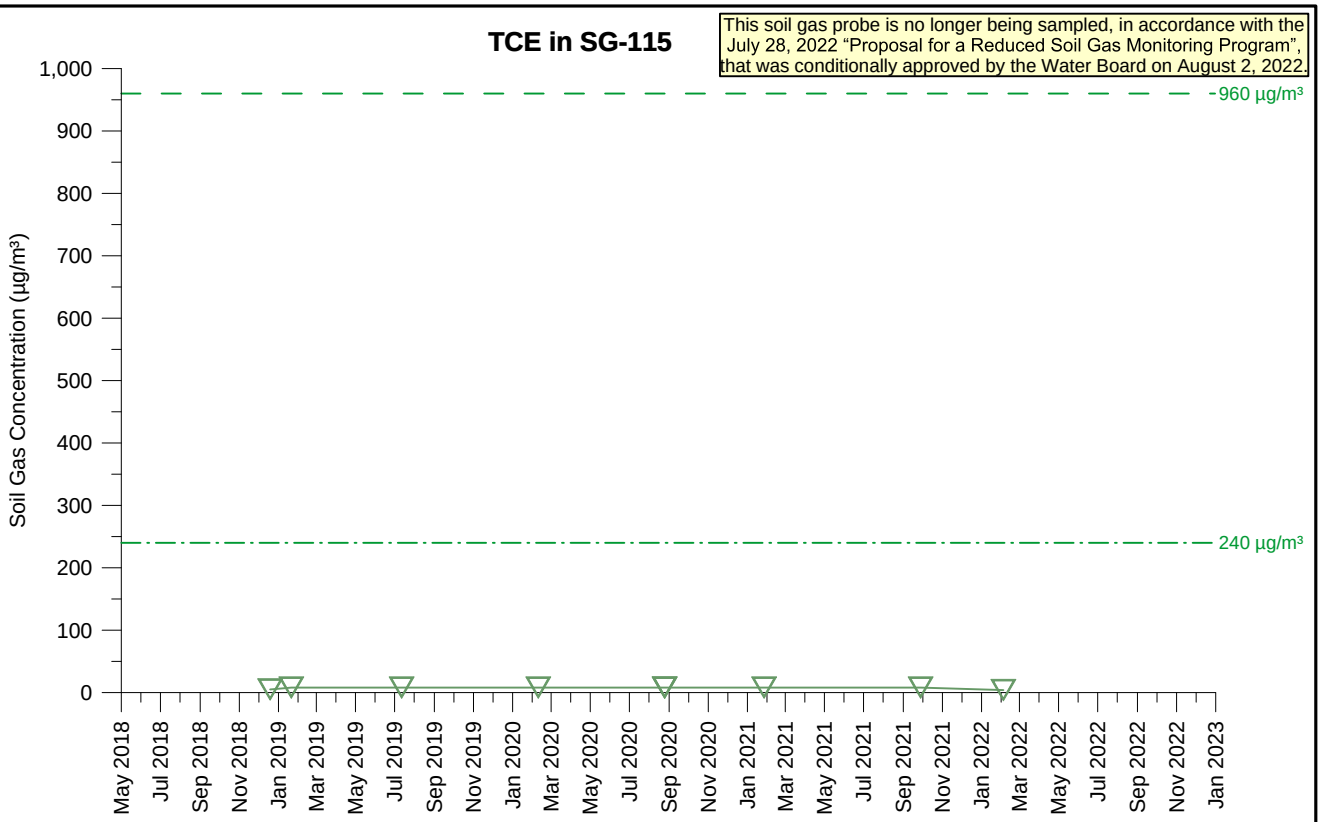

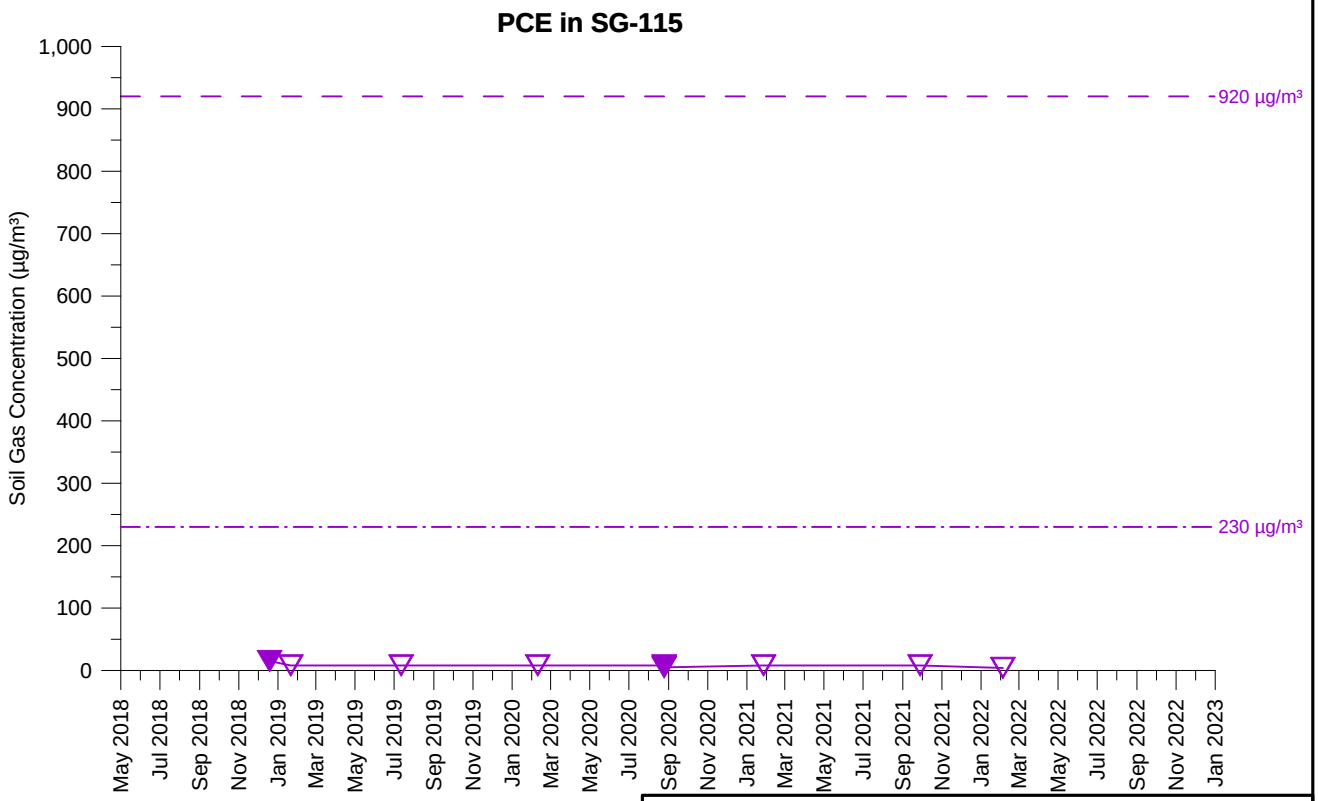

TCE Concentration (15 feet)

PCE Concentration (15 feet)

Open symbol denotes non-detect value

SG-115
TCE AND PCE SOIL GAS CONCENTRATIONS OVER TIME
PARCEL 12
Former Ford Aeronutronic Property
Newport Beach, California

wsp	By: DMO	Proj. No. 8620397107.1.1G
	Date: 2/8/2023	Figure **H-1-91**

C:\temp\fnb\graphs_H-1-091_SG-115.grf

This soil gas probe is no longer being sampled, in accordance with the July 28, 2022 "Proposal for a Reduced Soil Gas Monitoring Program", that was conditionally approved by the Water Board on August 2, 2022.

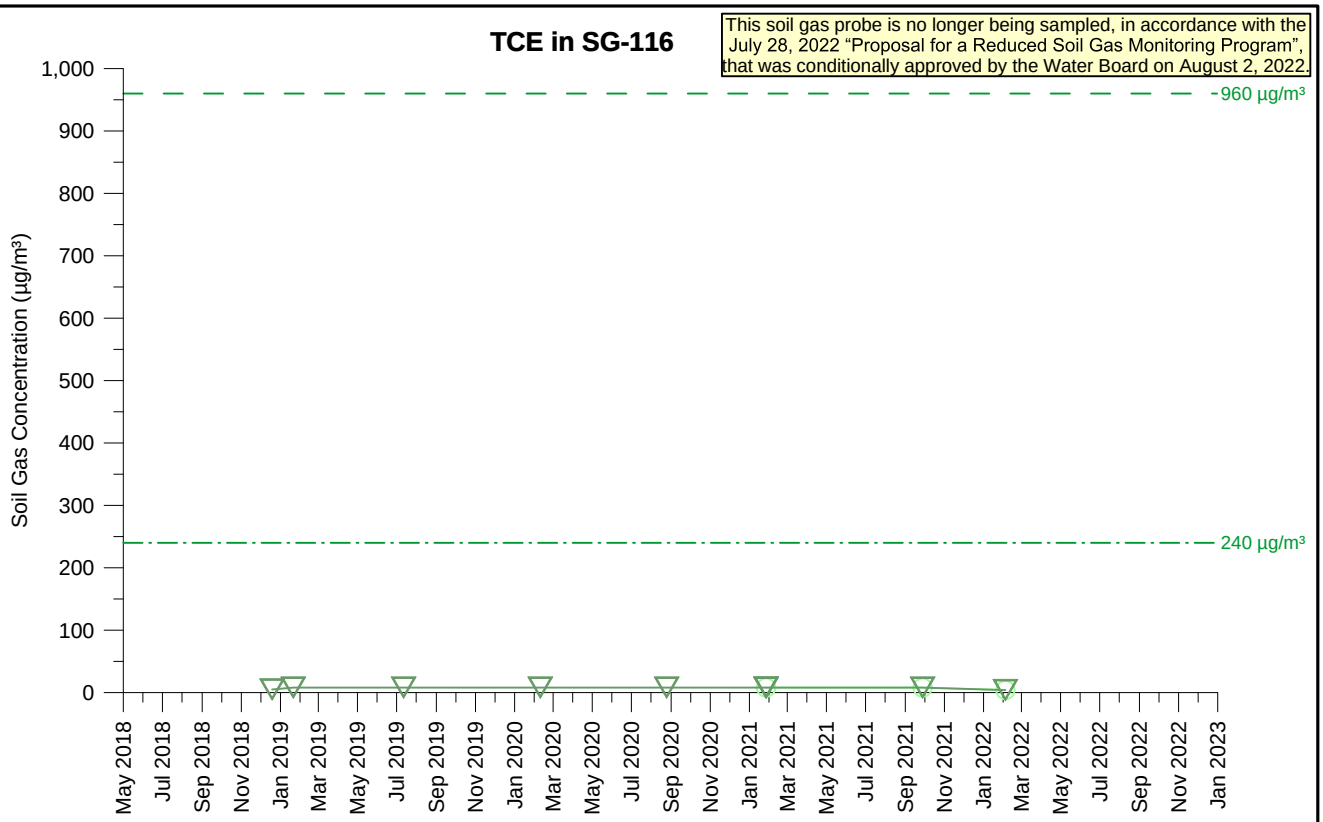

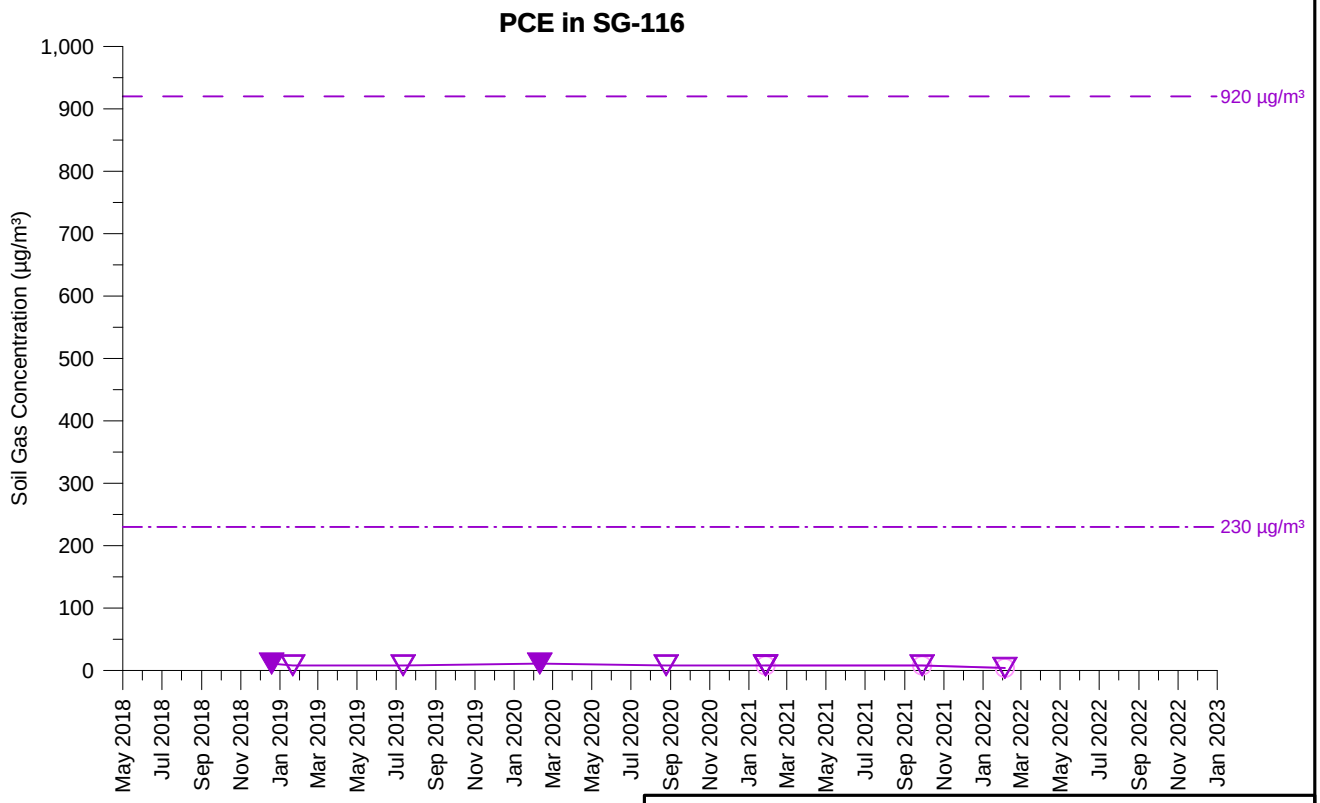

TCE Concentration (5 feet)
TCE Concentration (15 feet)
PCE Concentration (5 feet)
PCE Concentration (15 feet)

Open symbol denotes non-detect value

SG-116
TCE AND PCE SOIL GAS CONCENTRATIONS OVER TIME
PARCEL 12
Former Ford Aeronutronic Property
Newport Beach, California

wsp	By: DMO	Proj. No. 8620397107.1.1G
	Date: 2/8/2023	Figure **H-1-92**

C:\temp\fnb\graphs_H-1-092_SG-116.grf

This soil gas probe is no longer being sampled, in accordance with the July 28, 2022 "Proposal for a Reduced Soil Gas Monitoring Program", that was conditionally approved by the Water Board on August 2, 2022.

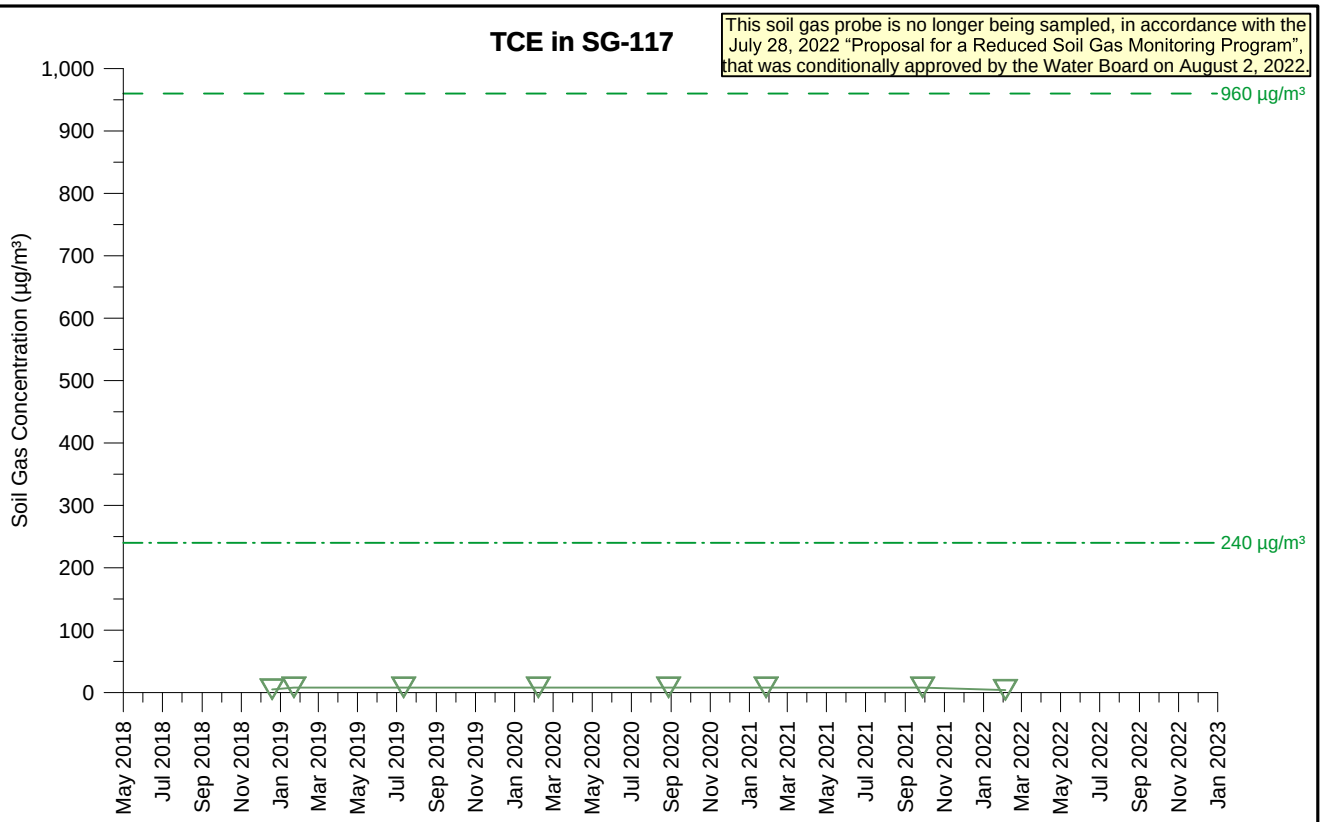

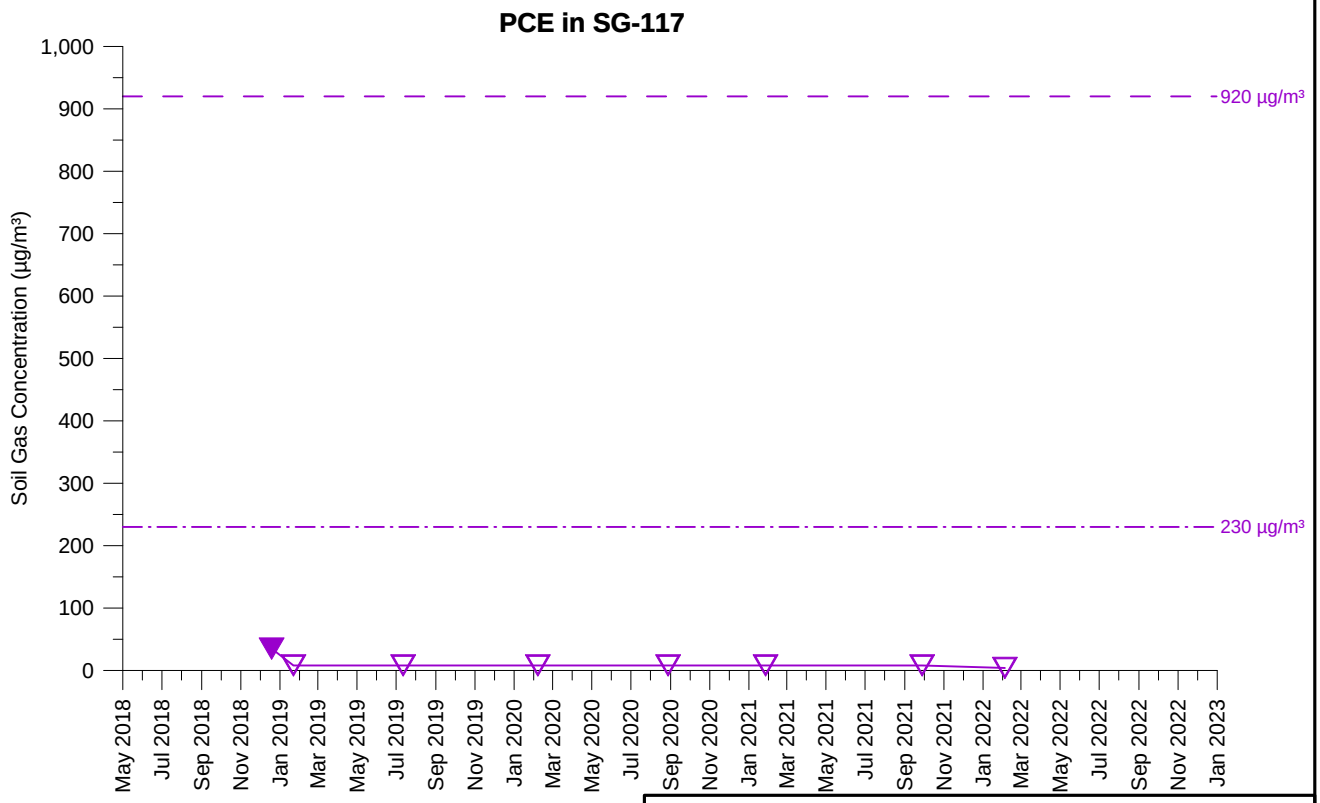

TCE Concentration (15 feet)

PCE Concentration (15 feet)

Open symbol denotes non-detect value

SG-117
TCE AND PCE SOIL GAS CONCENTRATIONS OVER TIME
PARCEL 12
Former Ford Aeronutronic Property
Newport Beach, California

wsp	By: DMO	Proj. No. 8620397107.1.1G
	Date: 2/8/2023	Figure **H-1-93**

C:\temp\fnb\graphs_H-1-093_SG-117.grf

This soil gas probe is no longer being sampled, in accordance with the July 28, 2022 "Proposal for a Reduced Soil Gas Monitoring Program", that was conditionally approved by the Water Board on August 2, 2022.

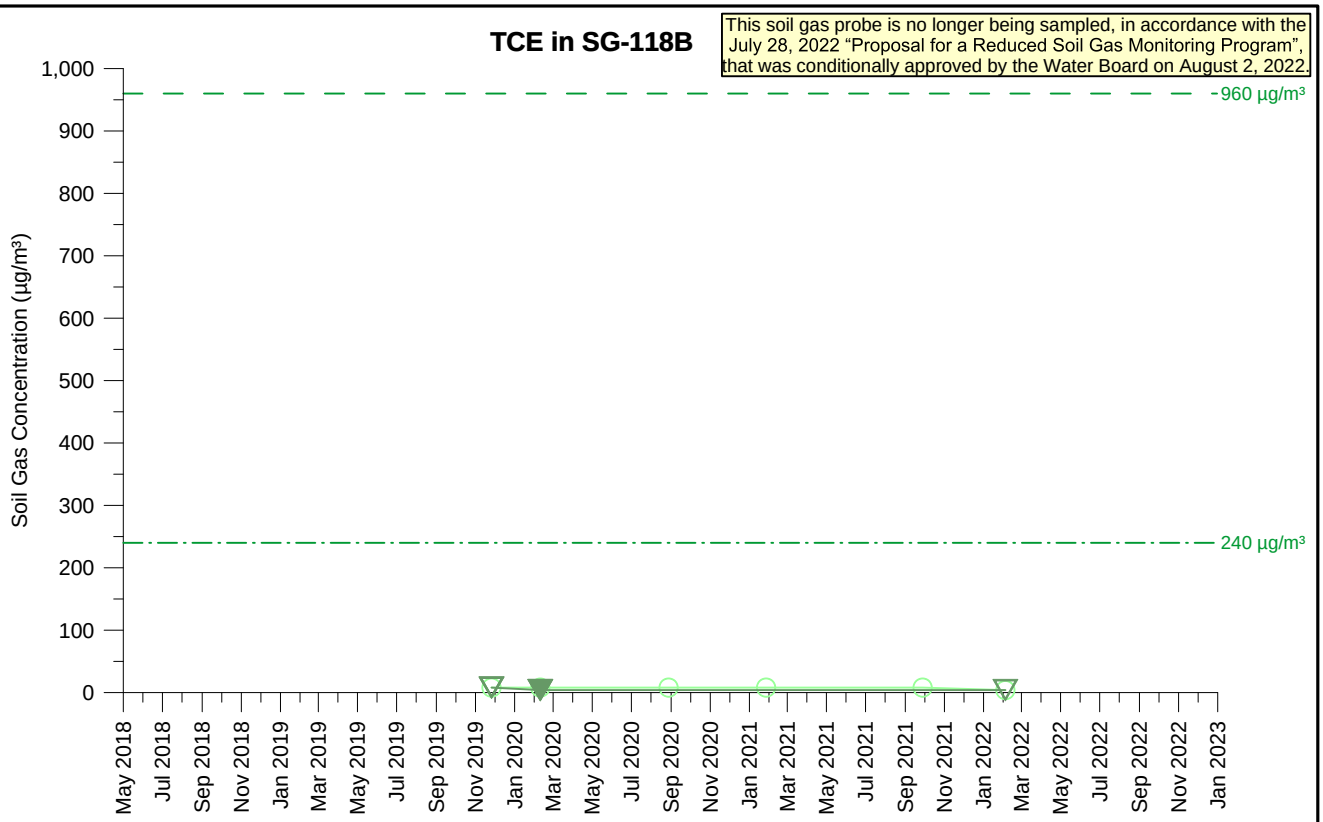

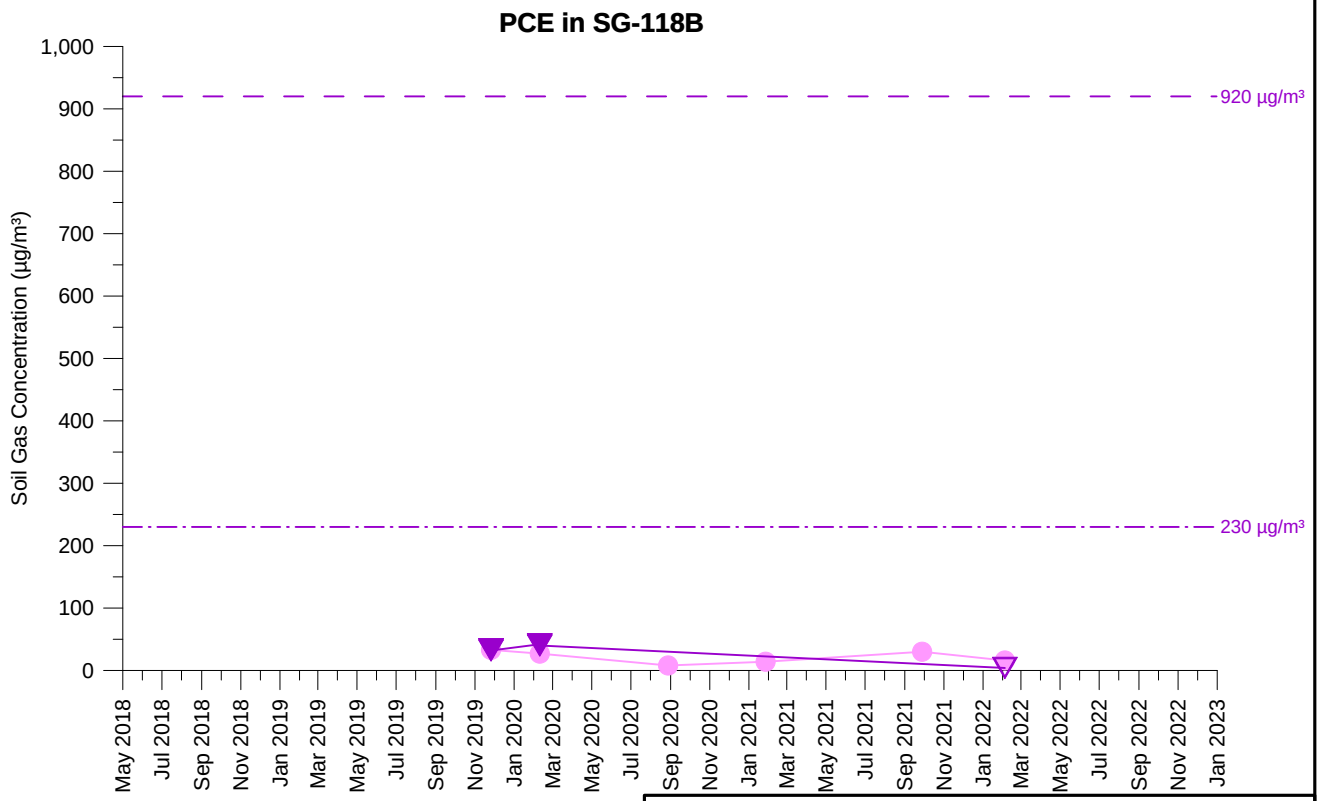

TCE Concentration (5.5 feet)
TCE Concentration (12.5 feet)
PCE Concentration (5.5 feet)
PCE Concentration (12.5 feet)

Open symbol denotes non-detect value

SG-118B
TCE AND PCE SOIL GAS CONCENTRATIONS OVER TIME
PARCEL 12
Former Ford Aeronutronic Property
Newport Beach, California

wsp	By: DMO	Proj. No. 8620397107.1.1G
	Date: 2/8/2023	Figure **H-1-94**

C:\temp\fnb\graphs_H-1-094_SG-118B.grf

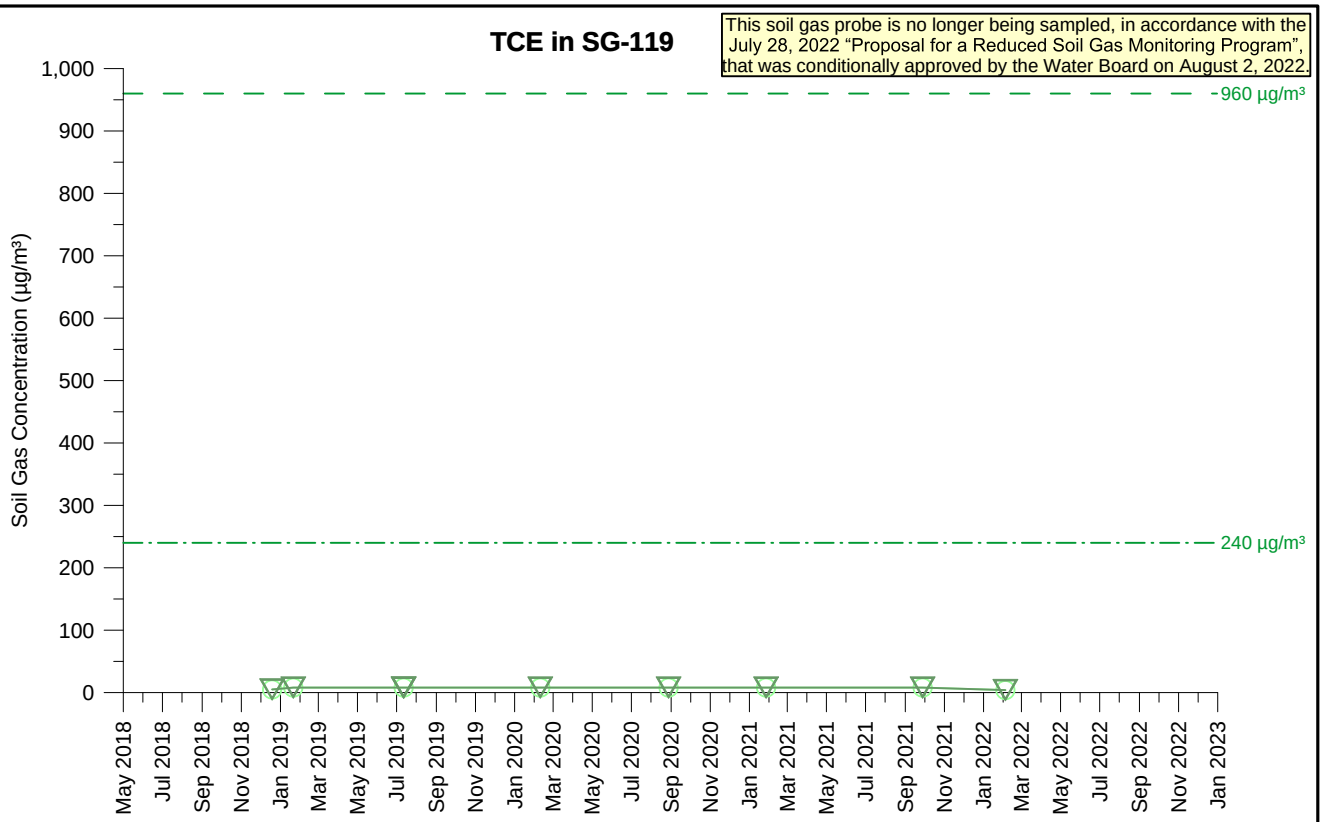

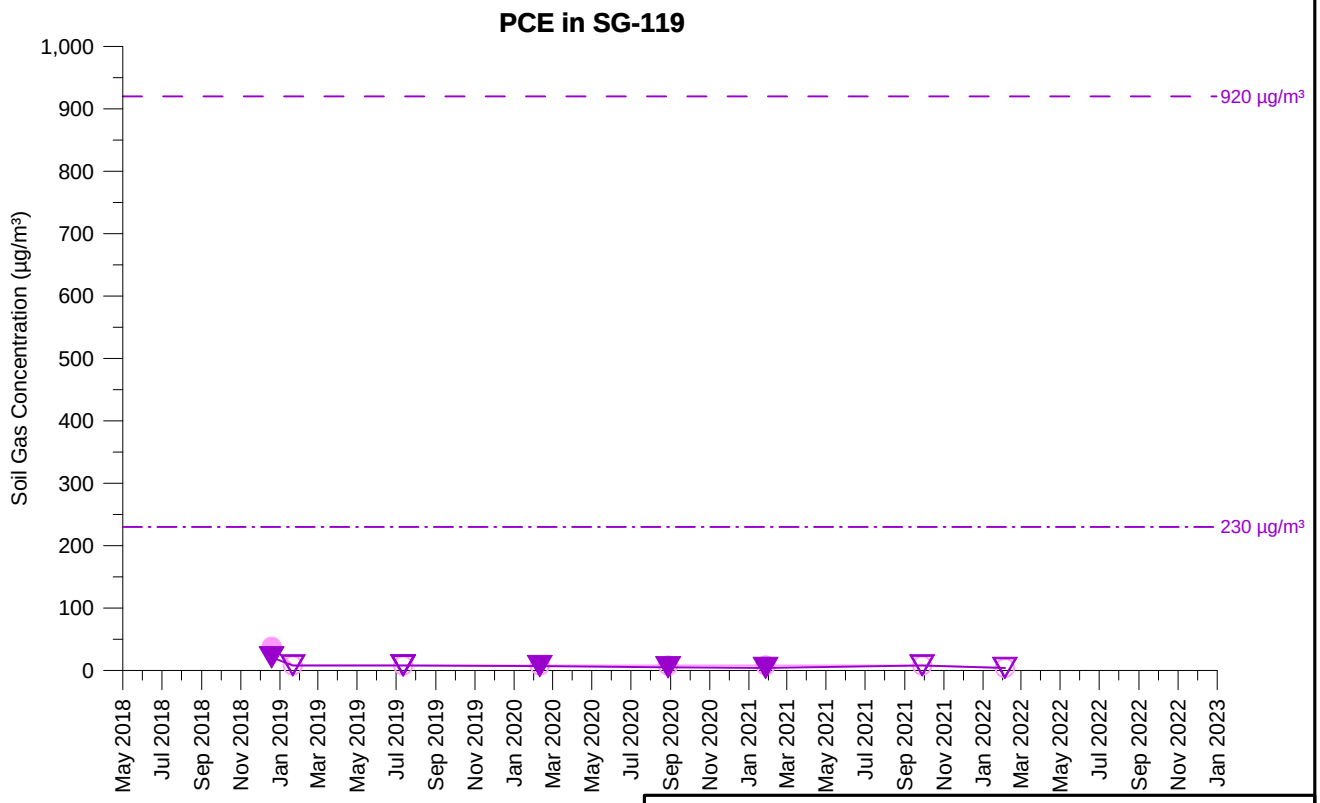

TCE Concentration (5 feet)
TCE Concentration (15 feet)
PCE Concentration (5 feet)
PCE Concentration (15 feet)

Open symbol denotes non-detect value

SG-119
TCE AND PCE SOIL GAS CONCENTRATIONS OVER TIME
PARCEL 12
Former Ford Aeronutronic Property
Newport Beach, California

wsp	By: DMO	Proj. No. 8620397107.1.1G
	Date: 2/8/2023	Figure **H-1-95**

C:\temp\fnb\graphs_H-1-095_SG-119.grf

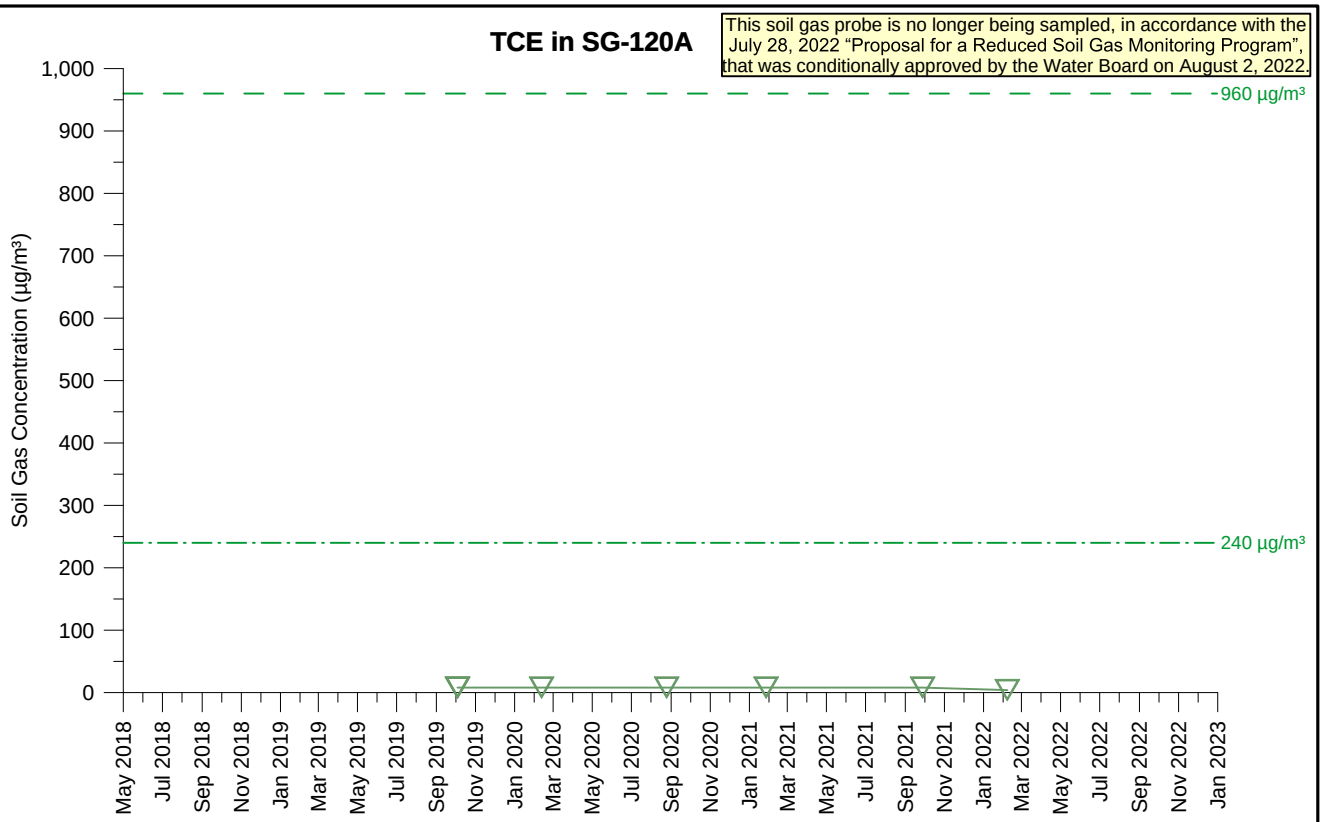

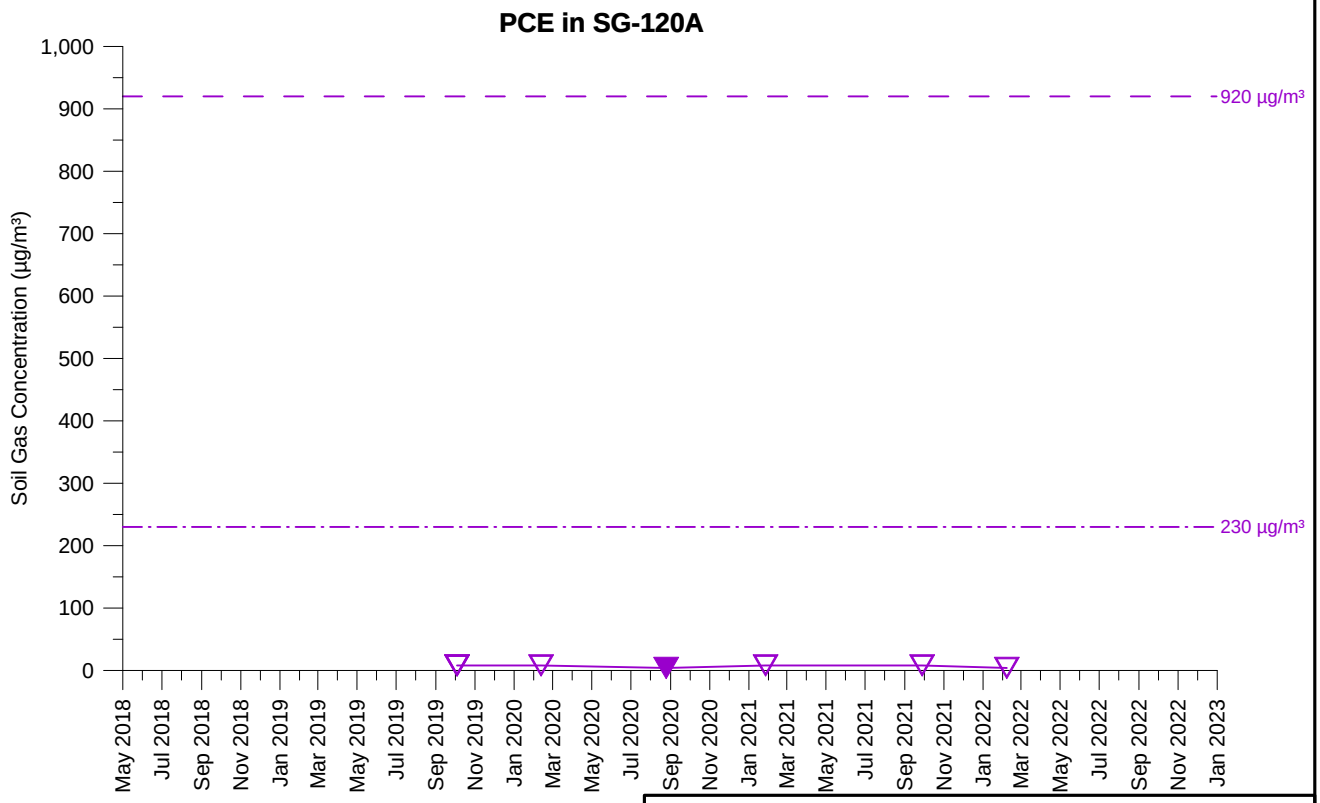

TCE Concentration (14.5 feet)

PCE Concentration (14.5 feet)

Open symbol denotes non-detect value

SG-120A
TCE AND PCE SOIL GAS CONCENTRATIONS OVER TIME
PARCEL 14
Former Ford Aeronutronic Property
Newport Beach, California

wsp	By: DMO	Proj. No. 8620397107.1.1G
	Date: 2/8/2023	Figure **H-1-96**

C:\temp\fnb\graphs_H-1-096_SG-120A.grf

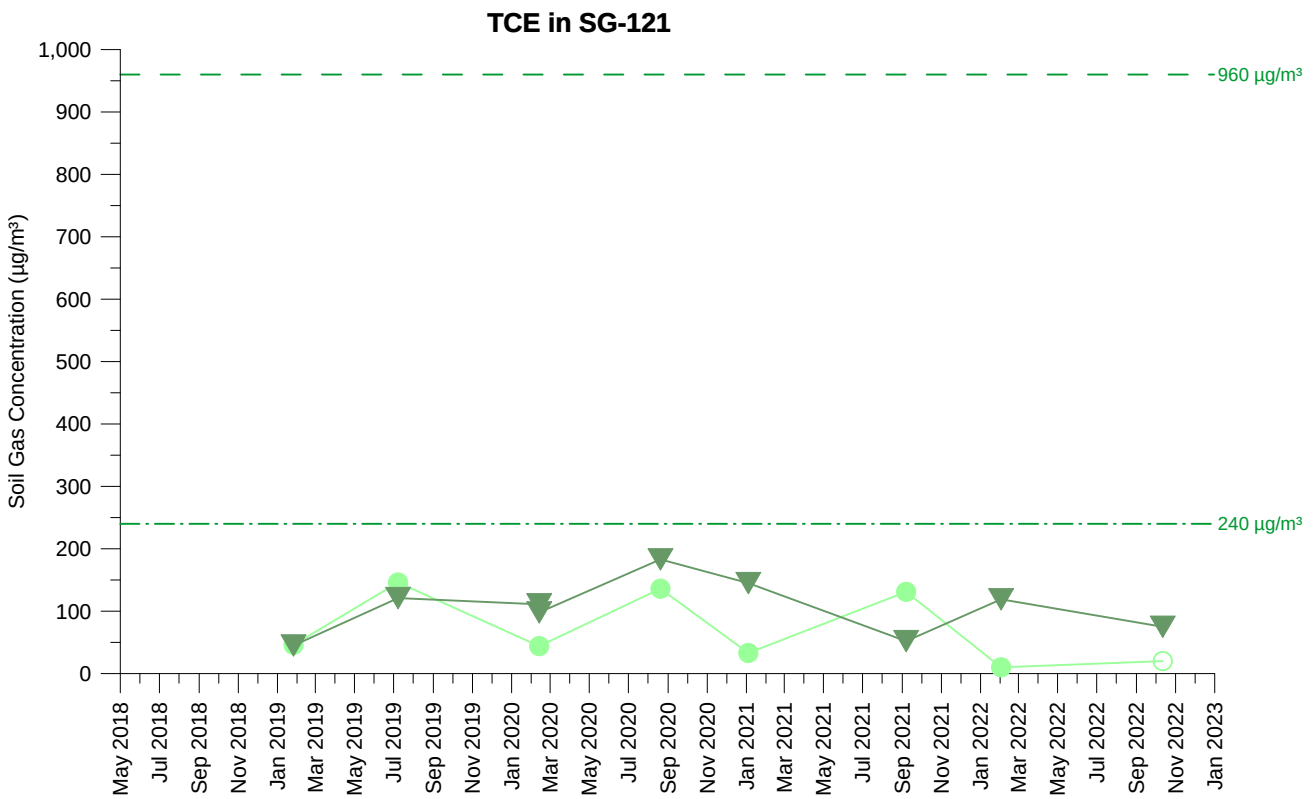

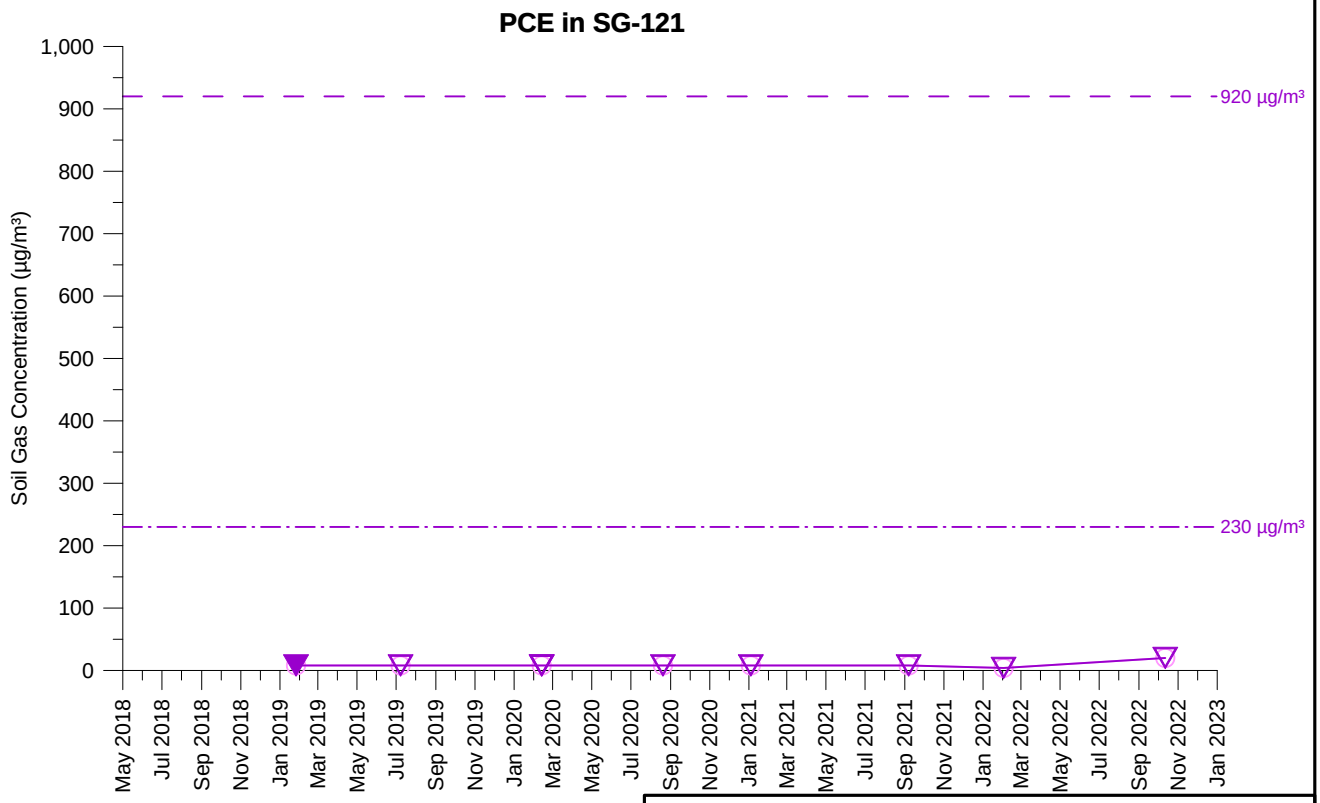

TCE Concentration (5 feet)
TCE Concentration (13.5 feet)
PCE Concentration (5 feet)
PCE Concentration (13.5 feet)

Open symbol denotes non-detect value

SG-121
TCE AND PCE SOIL GAS CONCENTRATIONS OVER TIME
PARCEL 22
Former Ford Aeronutronic Property
Newport Beach, California

wsp	By: DMO	Proj. No. 8620397107.1.1G
	Date: 2/8/2023	Figure **H-1-97**

C:\temp\fnb\graphs_H-1-097_SG-121.grf

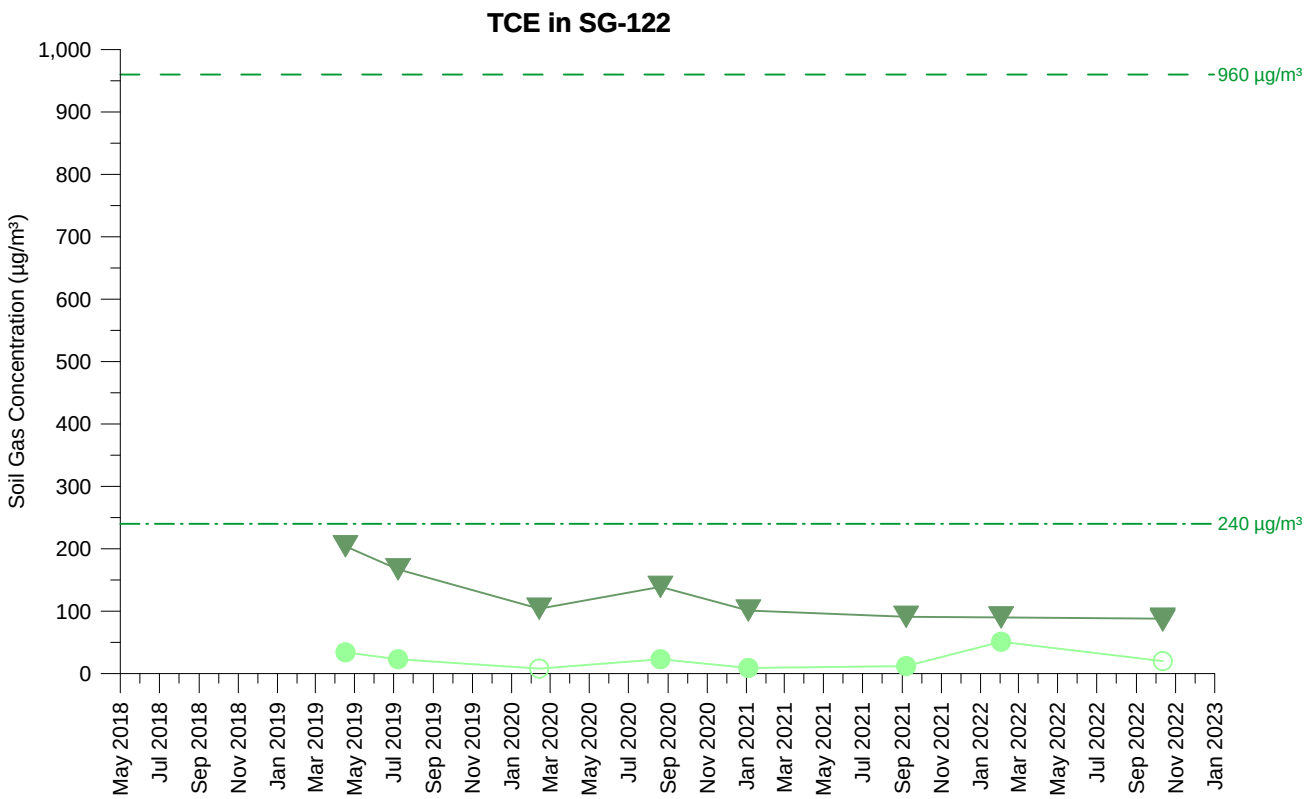

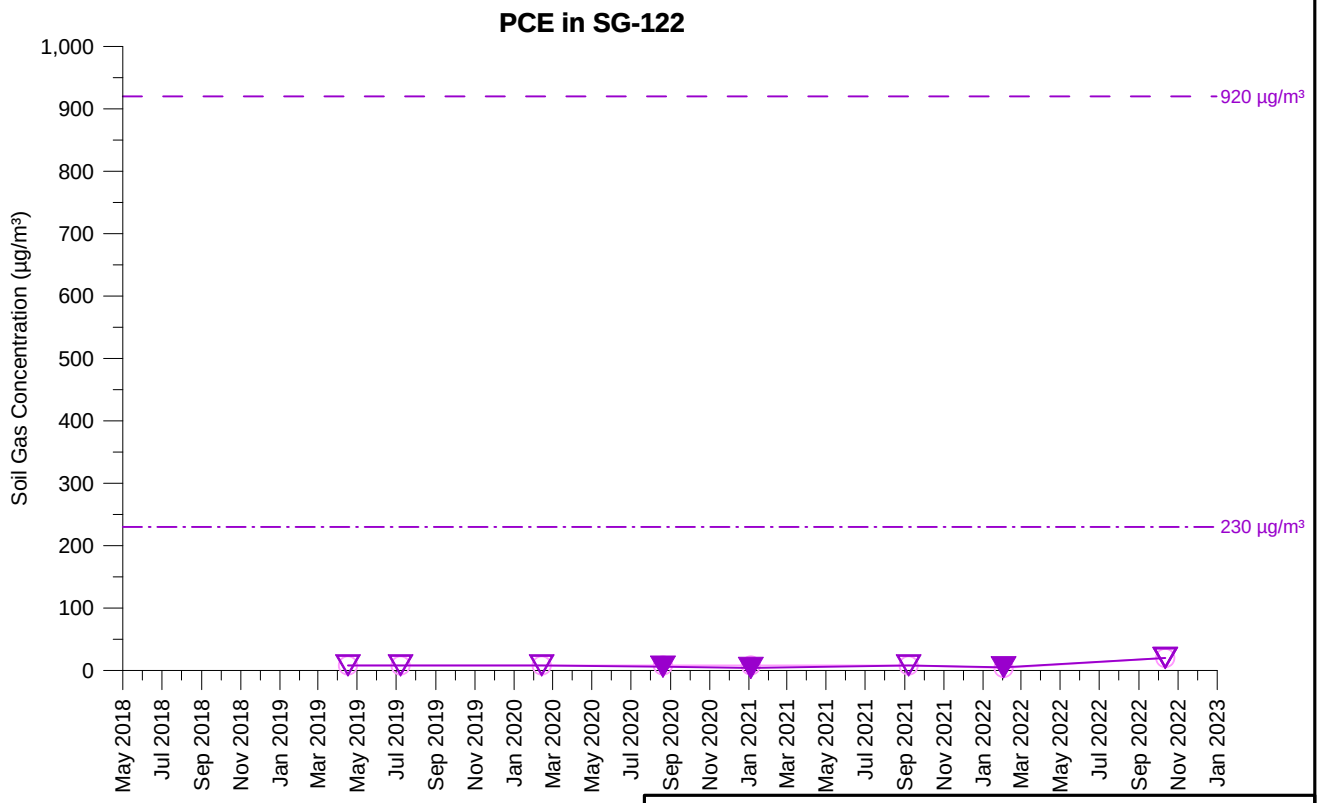

TCE Concentration (5 feet)
TCE Concentration (15 feet)
PCE Concentration (5 feet)
PCE Concentration (15 feet)

Open symbol denotes non-detect value

SG-122
TCE AND PCE SOIL GAS CONCENTRATIONS OVER TIME
PARCEL 22
Former Ford Aeronutronic Property
Newport Beach, California

wsp	By: DMO	Proj. No. 8620397107.1.1G
	Date: 2/8/2023	Figure **H-1-98**

C:\temp\fnb\graphs_H-1-098_SG-122.grf

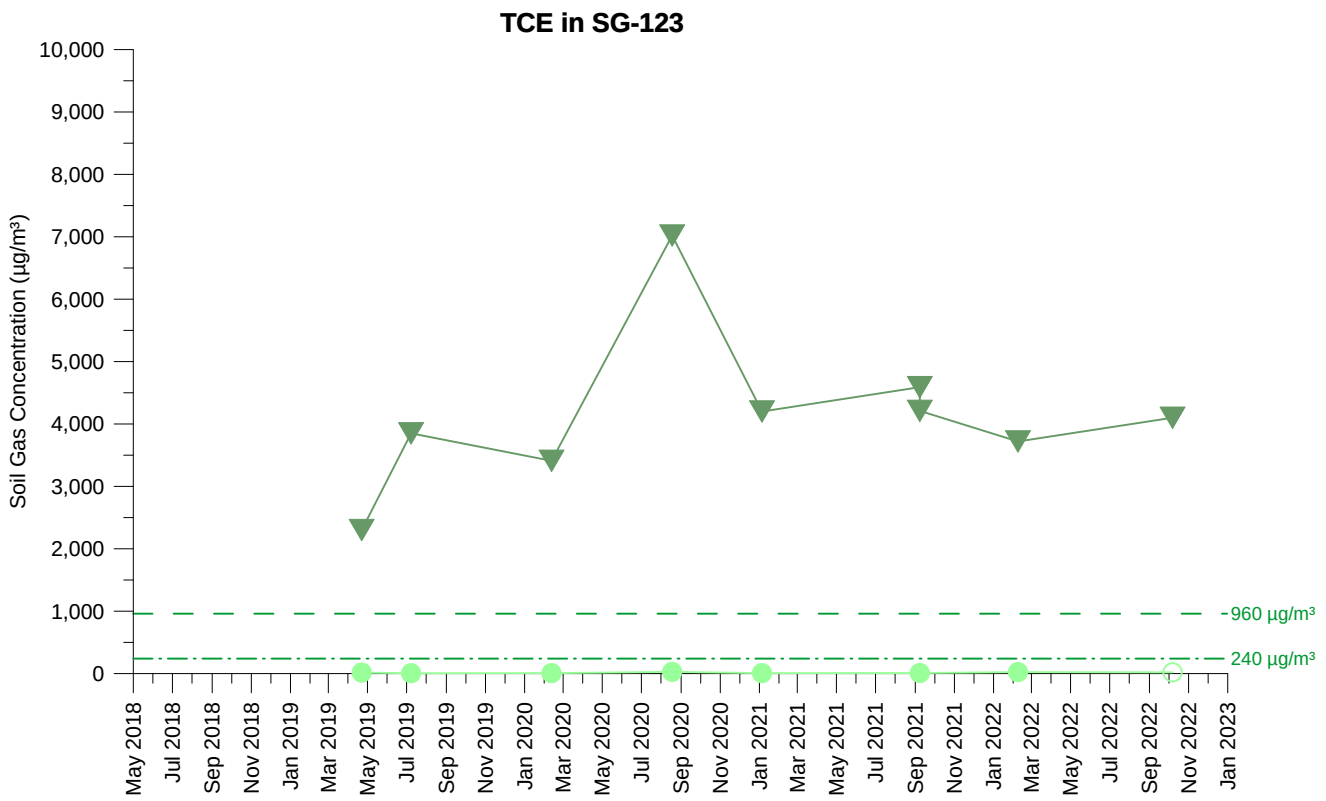

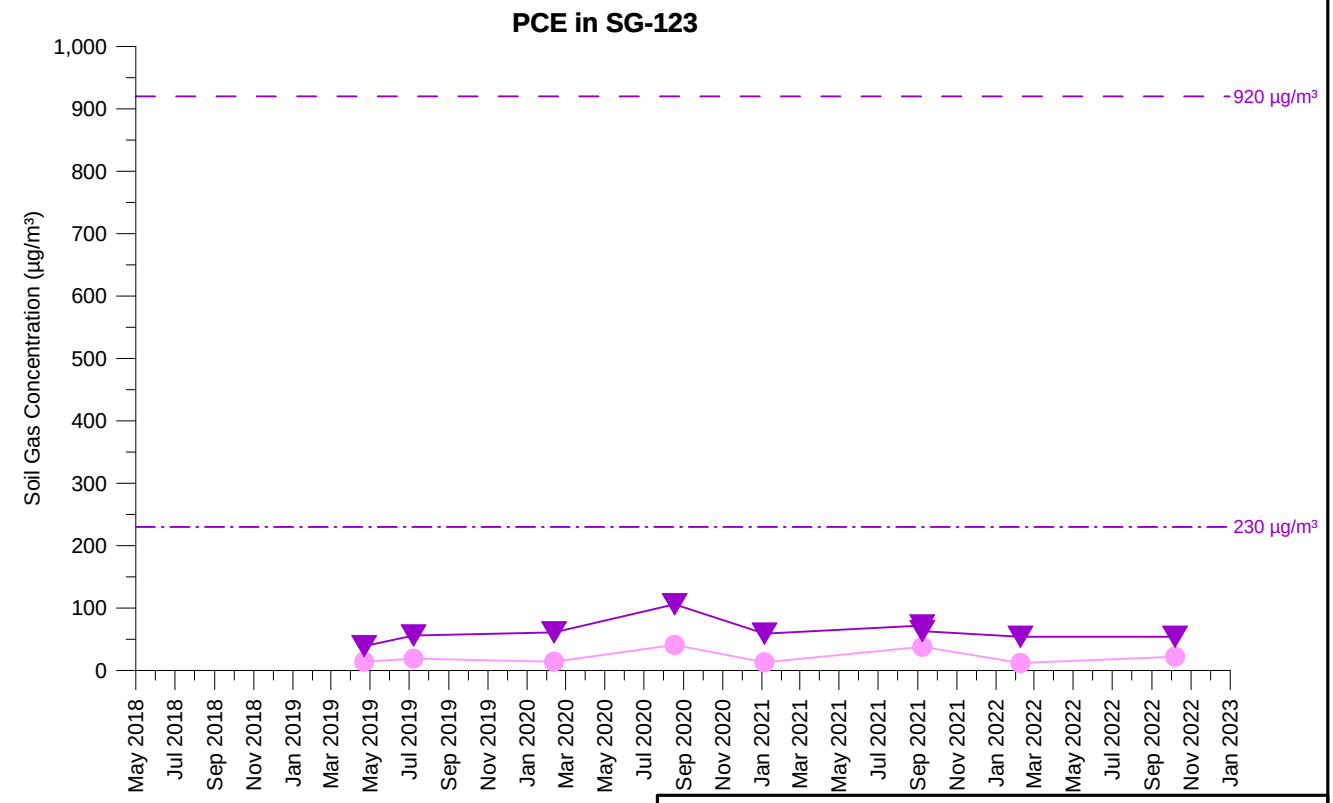

TCE Concentration (5 feet)
TCE Concentration (15 feet)
PCE Concentration (5 feet)
PCE Concentration (15 feet)

Open symbol denotes non-detect value

SG-123
TCE AND PCE SOIL GAS CONCENTRATIONS OVER TIME
PARCEL 16
Former Ford Aeronutronic Property
Newport Beach, California

wsp	By: DMO	Proj. No. 8620397107.1.1G
	Date: 2/8/2023	Figure **H-1-99**

C:\temp\fnb\graphs_H-1-099_SG-123.grf

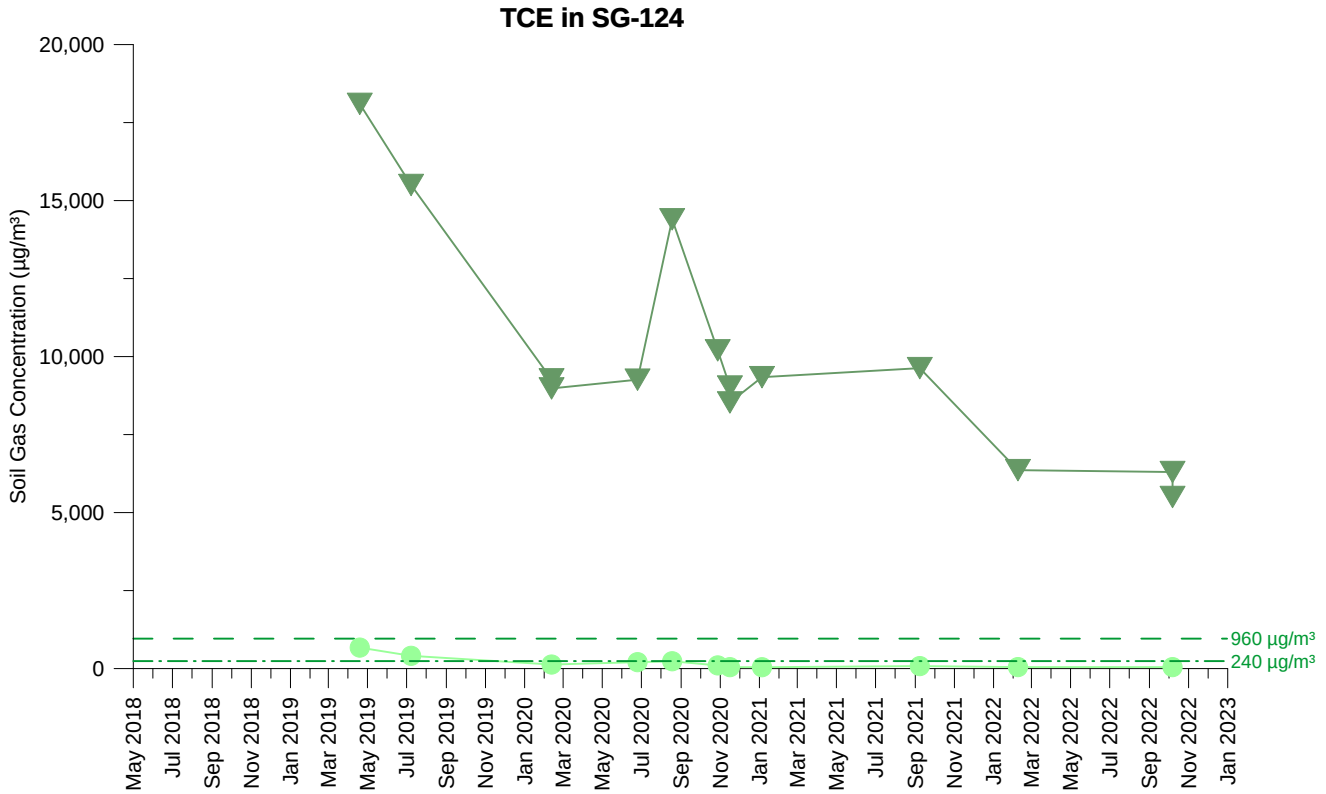

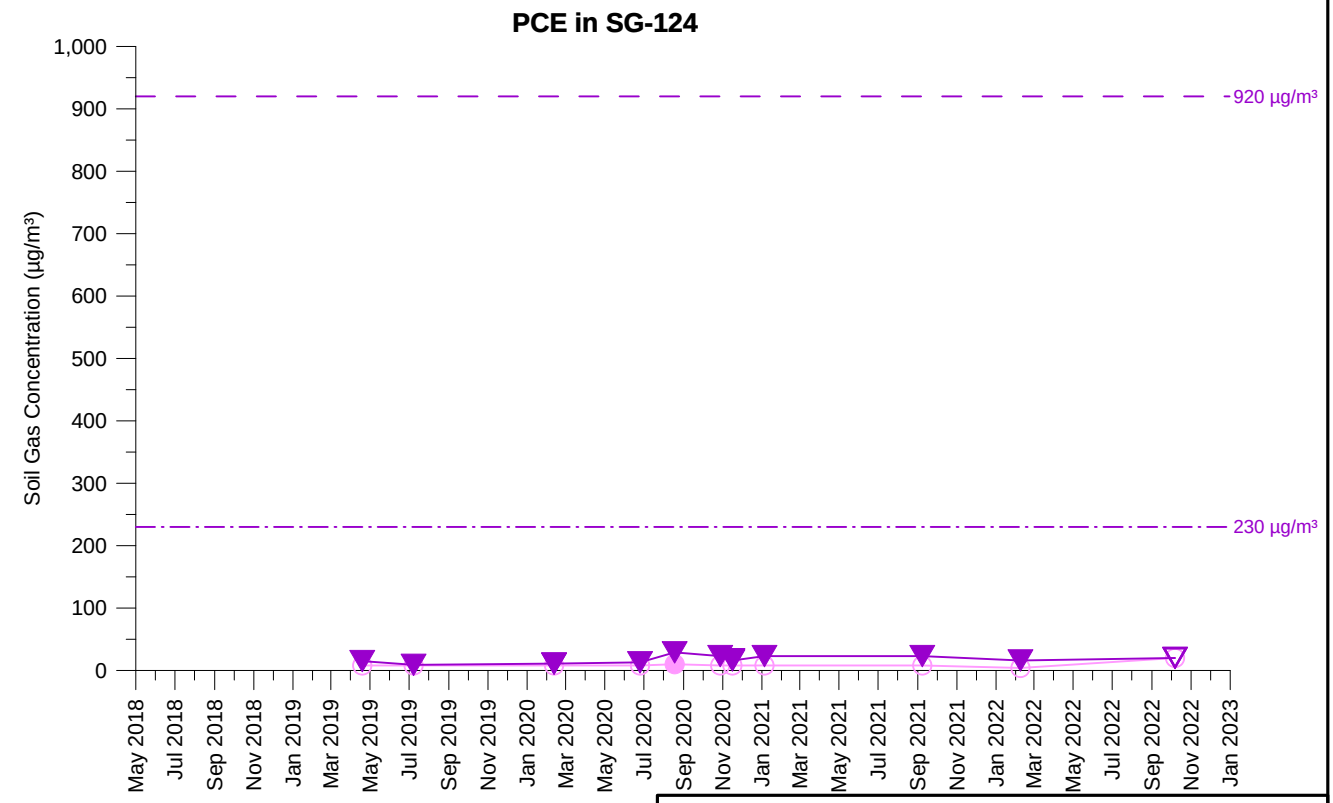

TCE Concentration (5 feet)
TCE Concentration (15 feet)
PCE Concentration (5 feet)
PCE Concentration (15 feet)

Open symbol denotes non-detect value

SG-124
TCE AND PCE SOIL GAS CONCENTRATIONS OVER TIME
PARCEL 16
Former Ford Aeronutronic Property
Newport Beach, California

wsp	By: DMO	Proj. No. 8620397107.1.1G
	Date: 2/8/2023	Figure **H-1-100**

C:\temp\fnb\graphs_H-1-100_SG-124.grf

This soil gas probe is no longer being sampled, in accordance with the July 28, 2022 "Proposal for a Reduced Soil Gas Monitoring Program", that was conditionally approved by the Water Board on August 2, 2022.

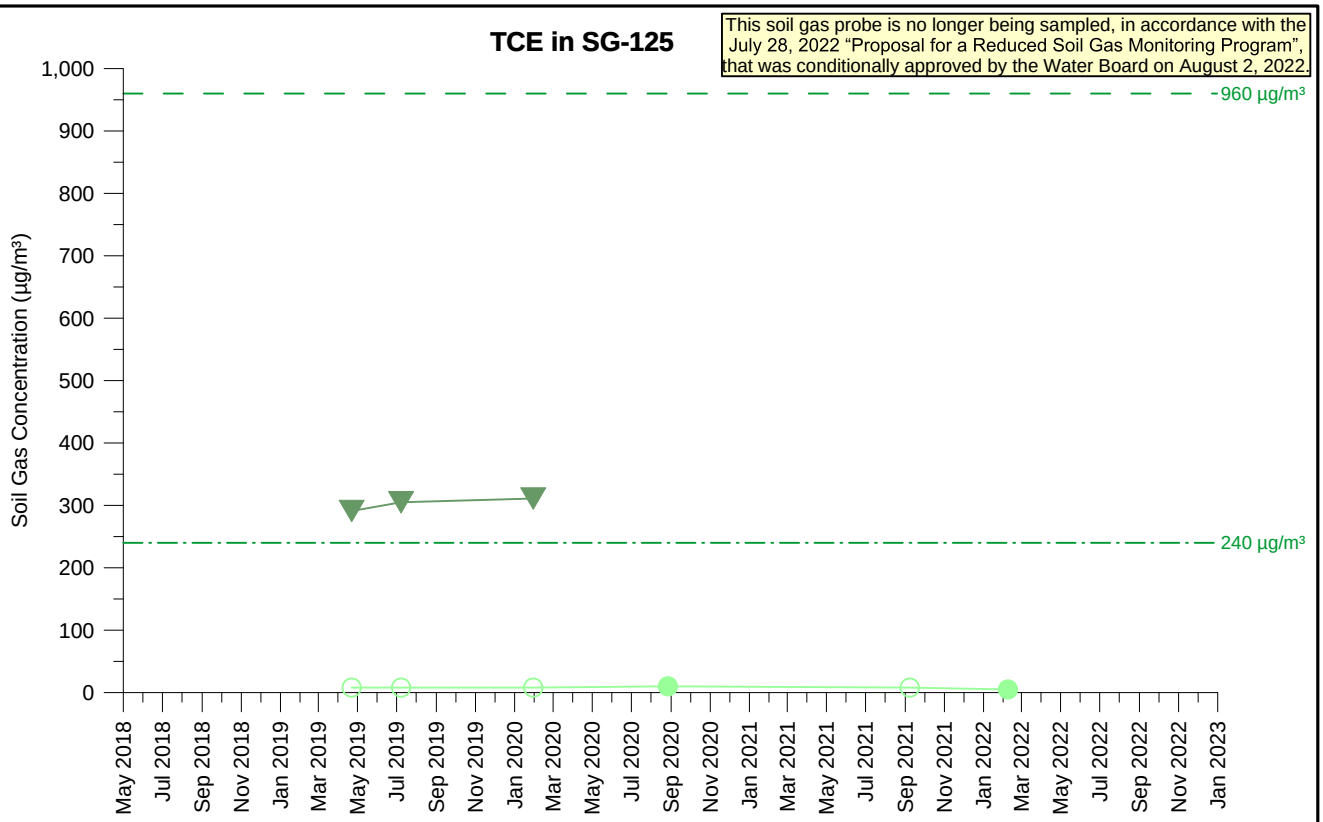

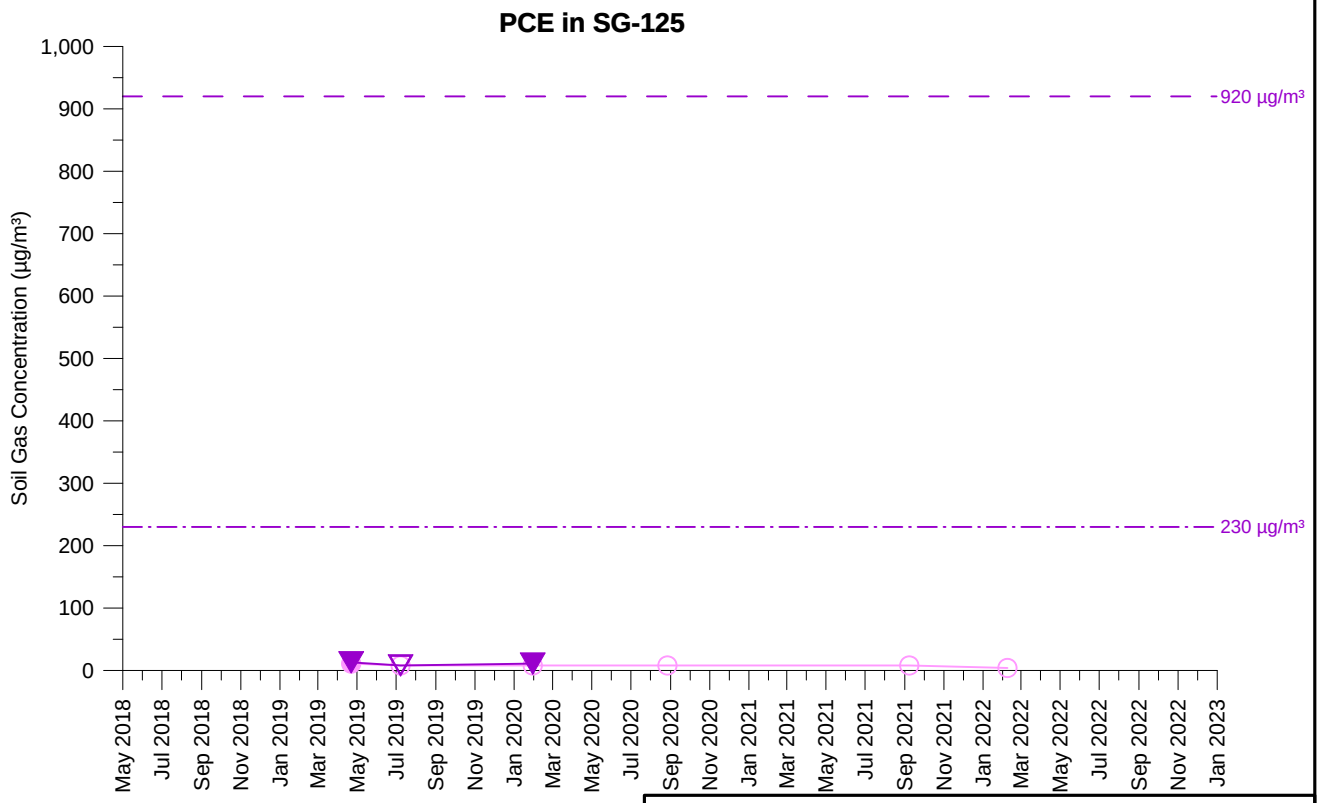

TCE Concentration (5 feet)
TCE Concentration (15 feet)
PCE Concentration (5 feet)
PCE Concentration (15 feet)

Open symbol denotes non-detect value

SG-125
TCE AND PCE SOIL GAS CONCENTRATIONS OVER TIME
PARCEL 16
Former Ford Aeronutronic Property
Newport Beach, California

wsp	By: DMO	Proj. No. 8620397107.1.1G
	Date: 2/8/2023	Figure **H-1-101**

C:\temp\fnb\graphs_H-1-101_SG-125.grf

This soil gas probe is no longer being sampled, in accordance with the July 28, 2022 "Proposal for a Reduced Soil Gas Monitoring Program", that was conditionally approved by the Water Board on August 2, 2022.

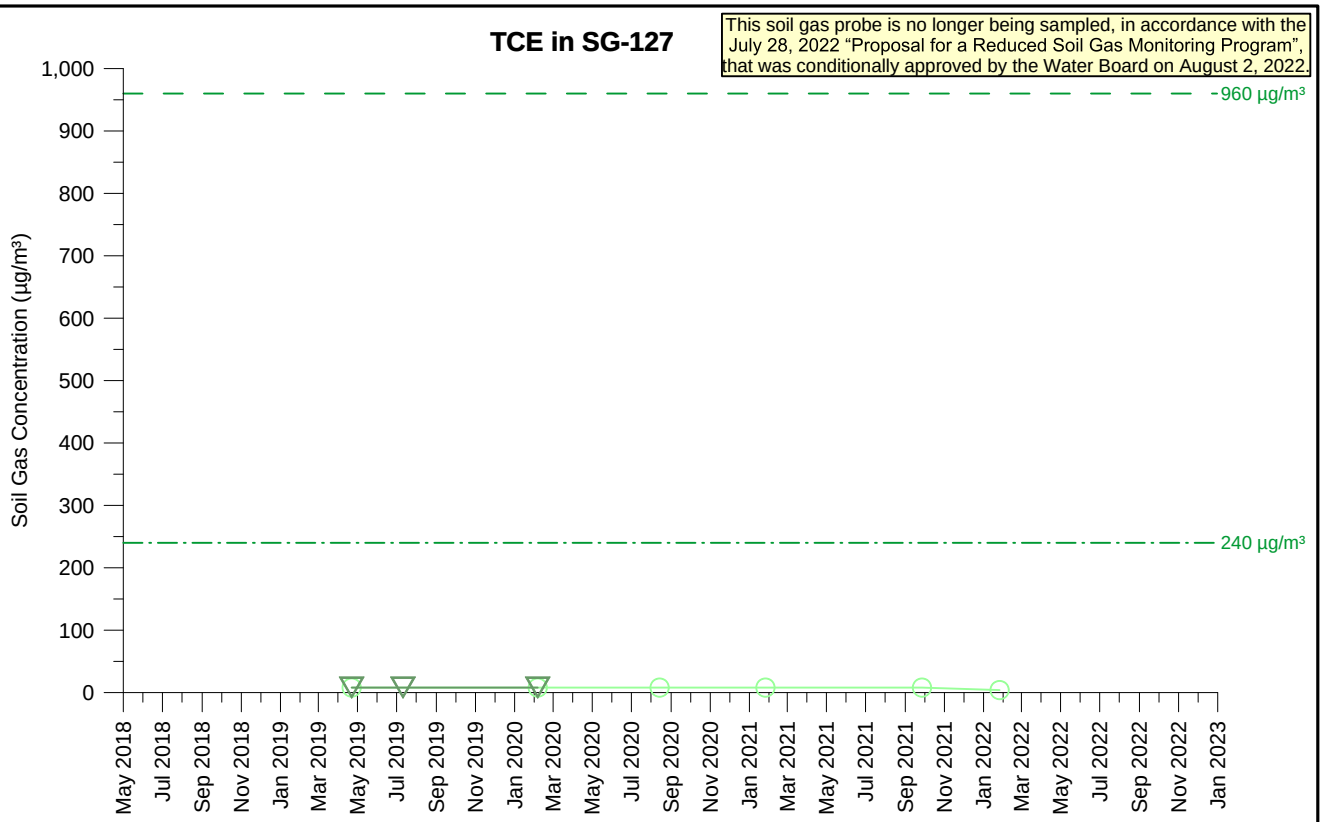

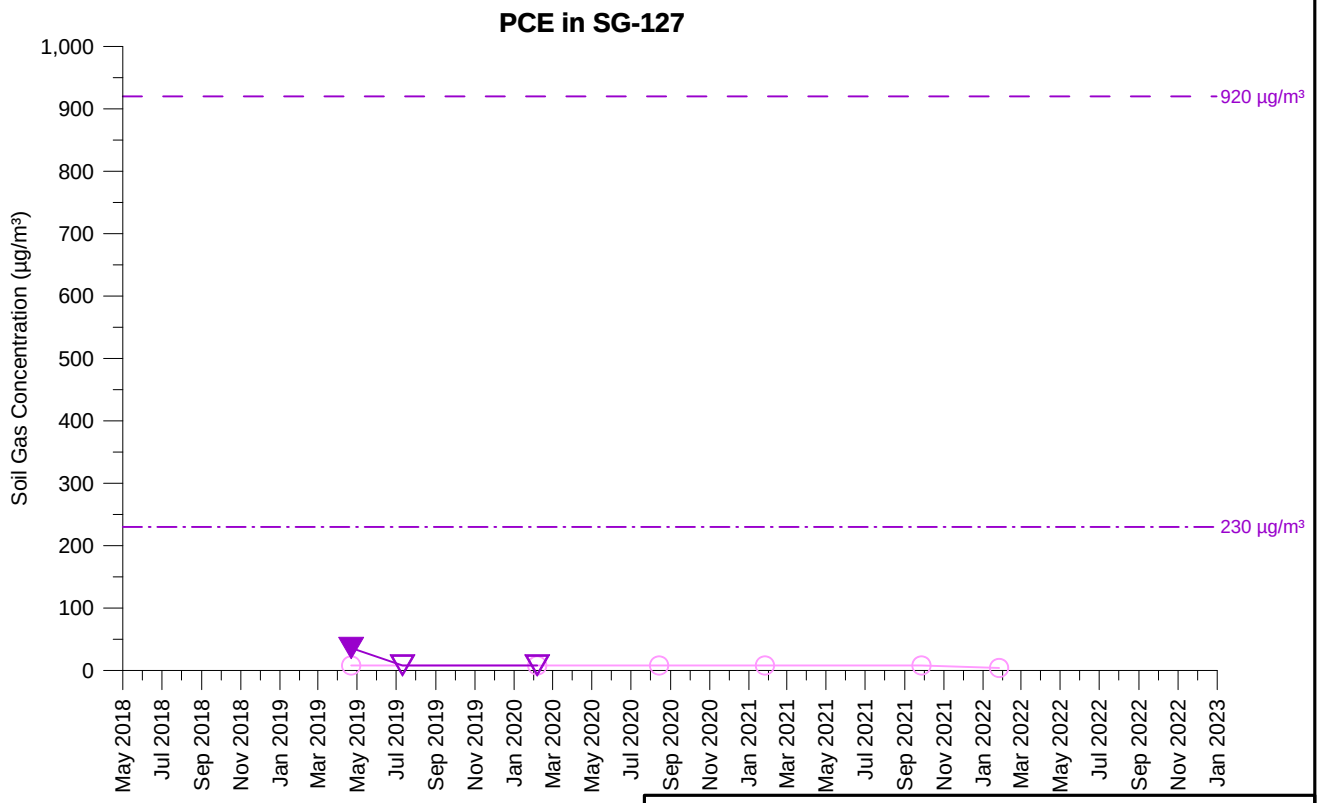

TCE Concentration (5 feet)
TCE Concentration (15 feet)
PCE Concentration (5 feet)
PCE Concentration (15 feet)

Open symbol denotes non-detect value

SG-127
TCE AND PCE SOIL GAS CONCENTRATIONS OVER TIME
PARCEL 1
Former Ford Aeronutronic Property
Newport Beach, California

wsp	By: DMO	Proj. No. 8620397107.1.1G
	Date: 2/8/2023	Figure **H-1-102**

C:\temp\fnb\graphs_H-1-102_SG-127.grf

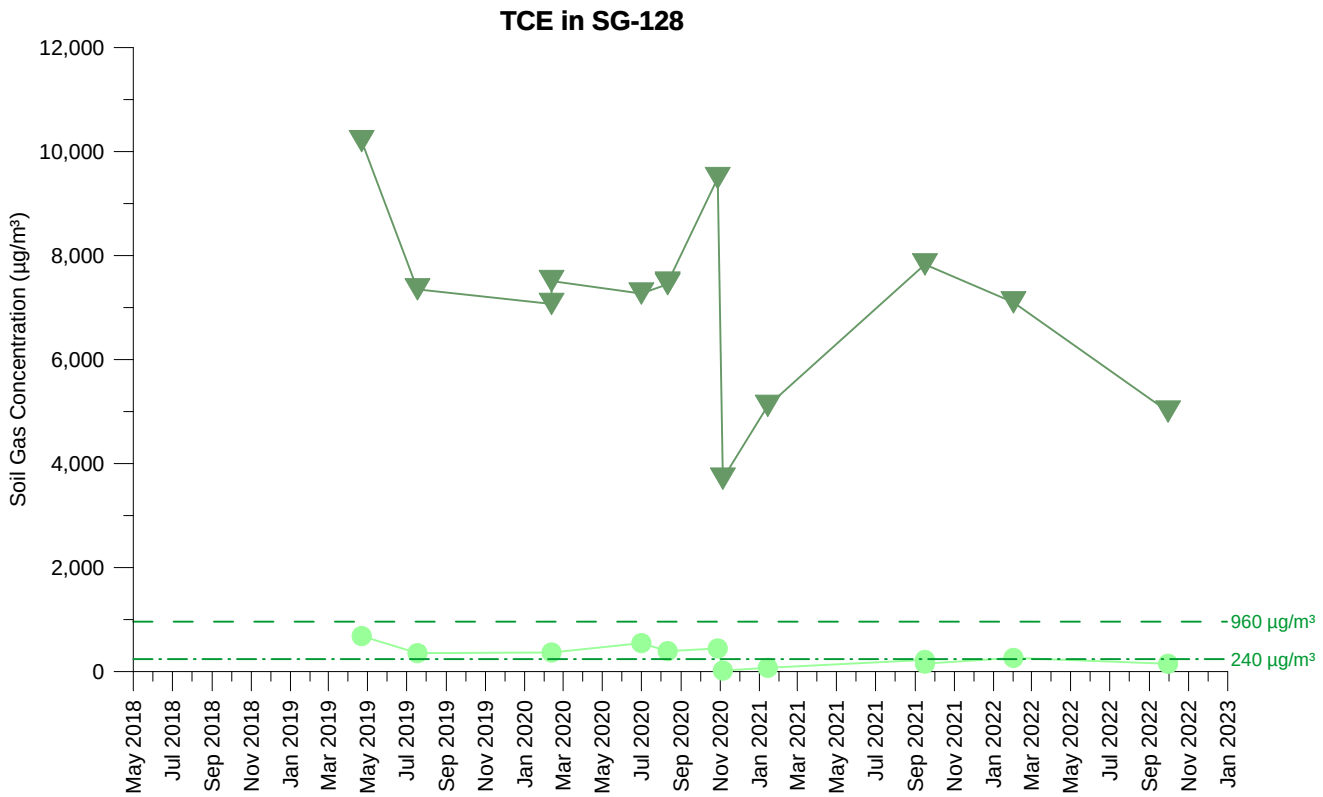

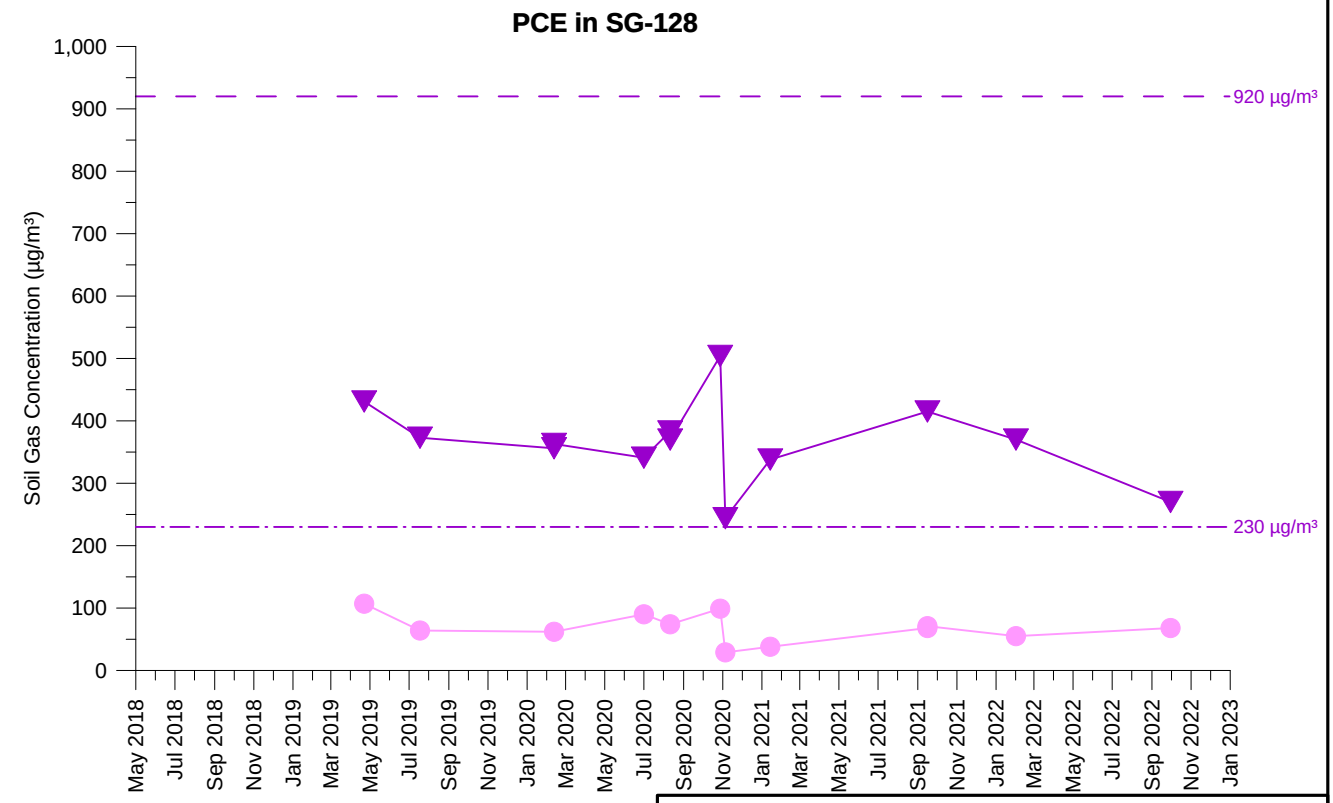

TCE Concentration (5 feet)
TCE Concentration (15 feet)
PCE Concentration (5 feet)
PCE Concentration (15 feet)

Open symbol denotes non-detect value

SG-128
TCE AND PCE SOIL GAS CONCENTRATIONS OVER TIME
RIGHT OF WAY
Former Ford Aeronutronic Property
Newport Beach, California

wsp	By: DMO	Proj. No. 8620397107.1.1G
	Date: 2/8/2023	Figure **H-1-103**

C:\temp\fnb\graphs_H-1-103_SG-128.grf

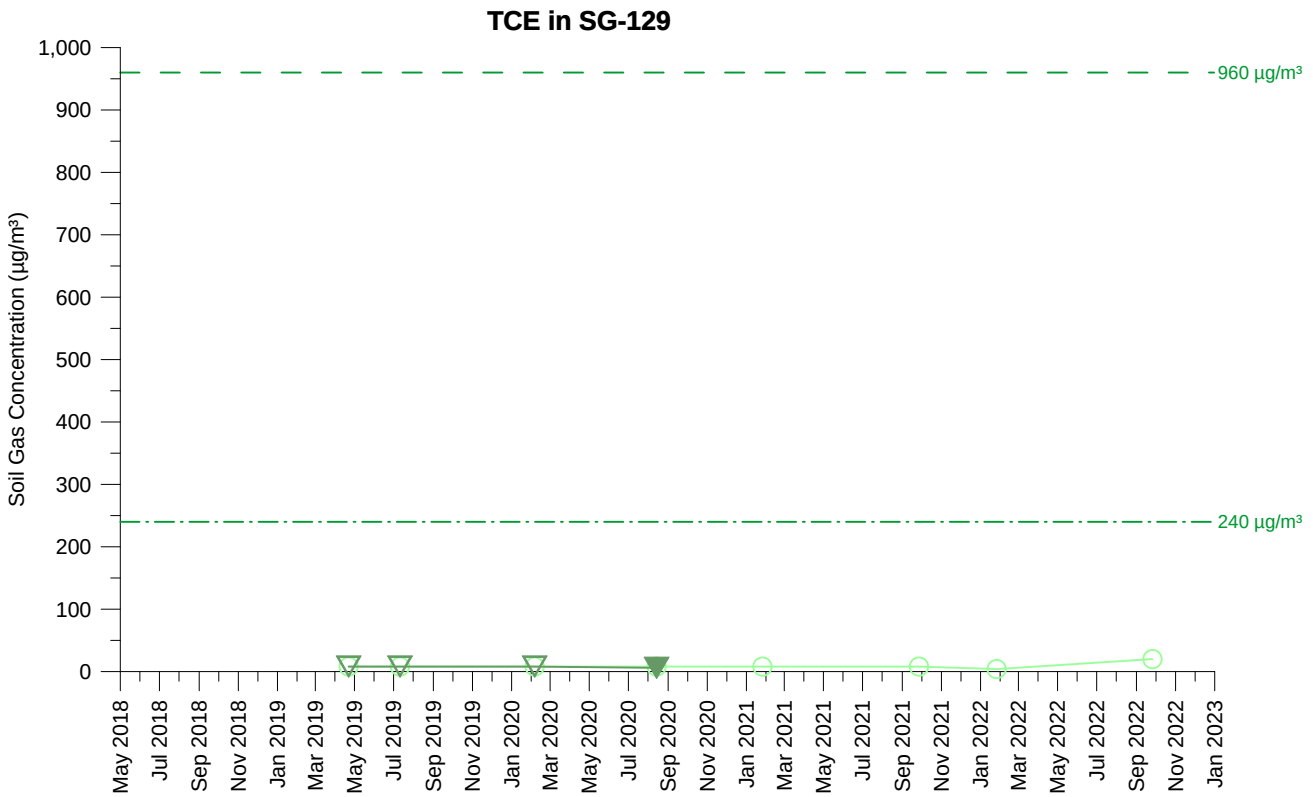

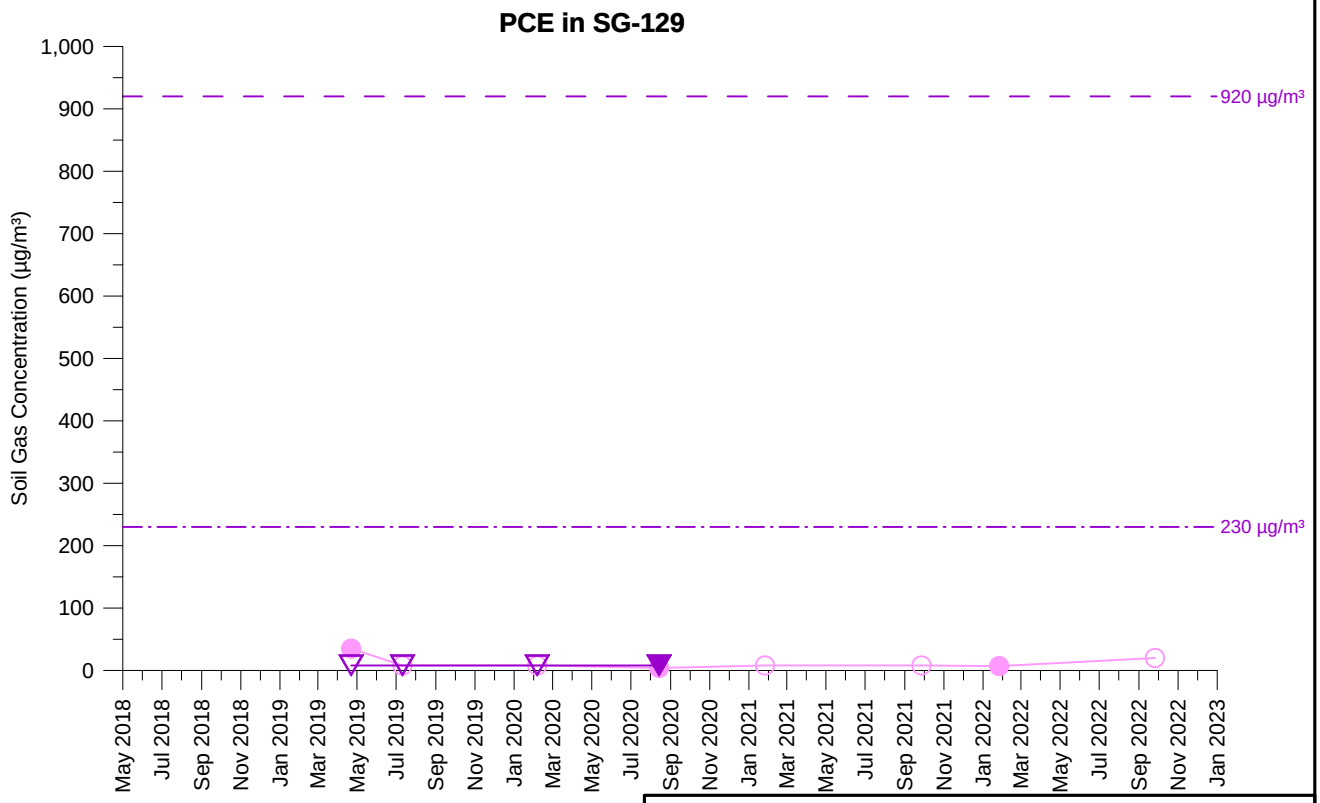

TCE Concentration (5 feet)
TCE Concentration (15 feet)
PCE Concentration (5 feet)
PCE Concentration (15 feet)

Open symbol denotes non-detect value

SG-129
TCE AND PCE SOIL GAS CONCENTRATIONS OVER TIME
PARCEL 1
Former Ford Aeronutronic Property
Newport Beach, California

wsp	By: DMO	Proj. No. 8620397107.1.1G
	Date: 2/8/2023	Figure **H-1-104**

C:\temp\fnb\graphs_H-1-104_SG-129.grf

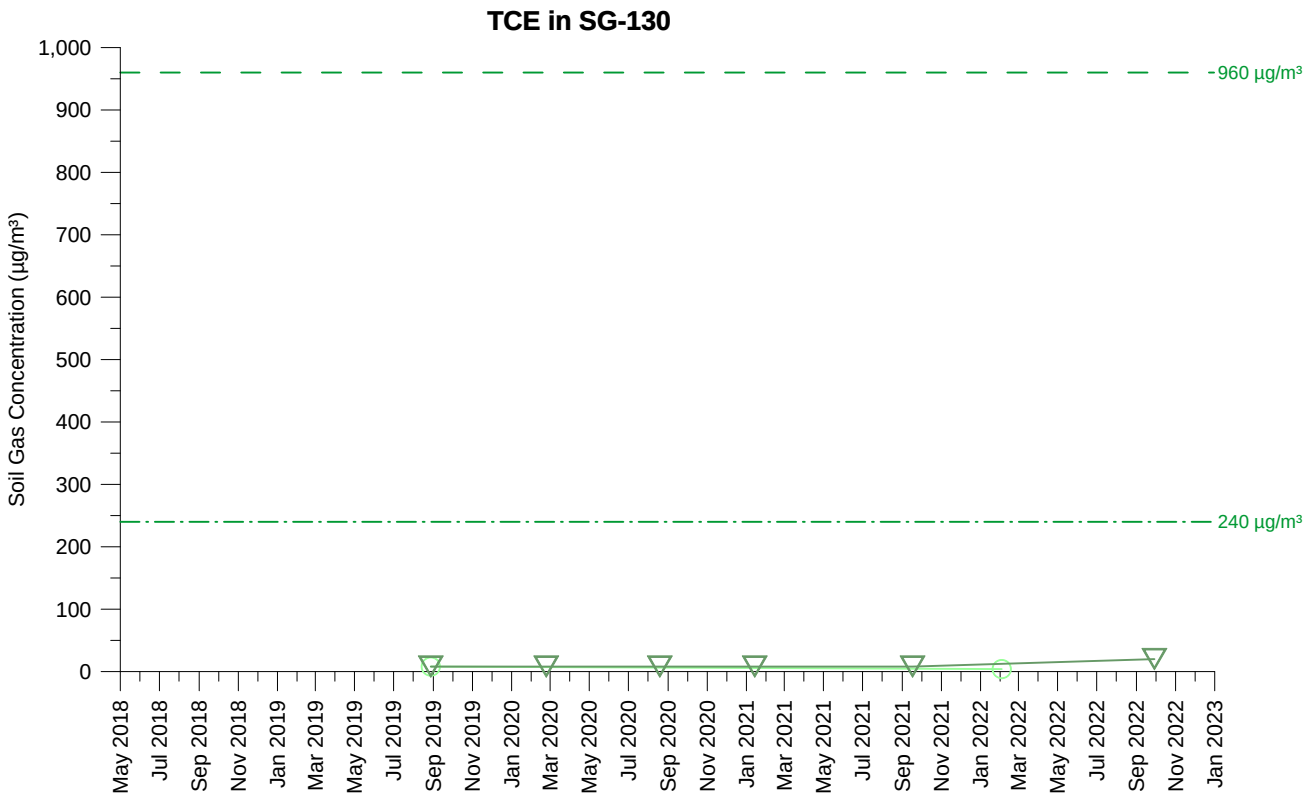

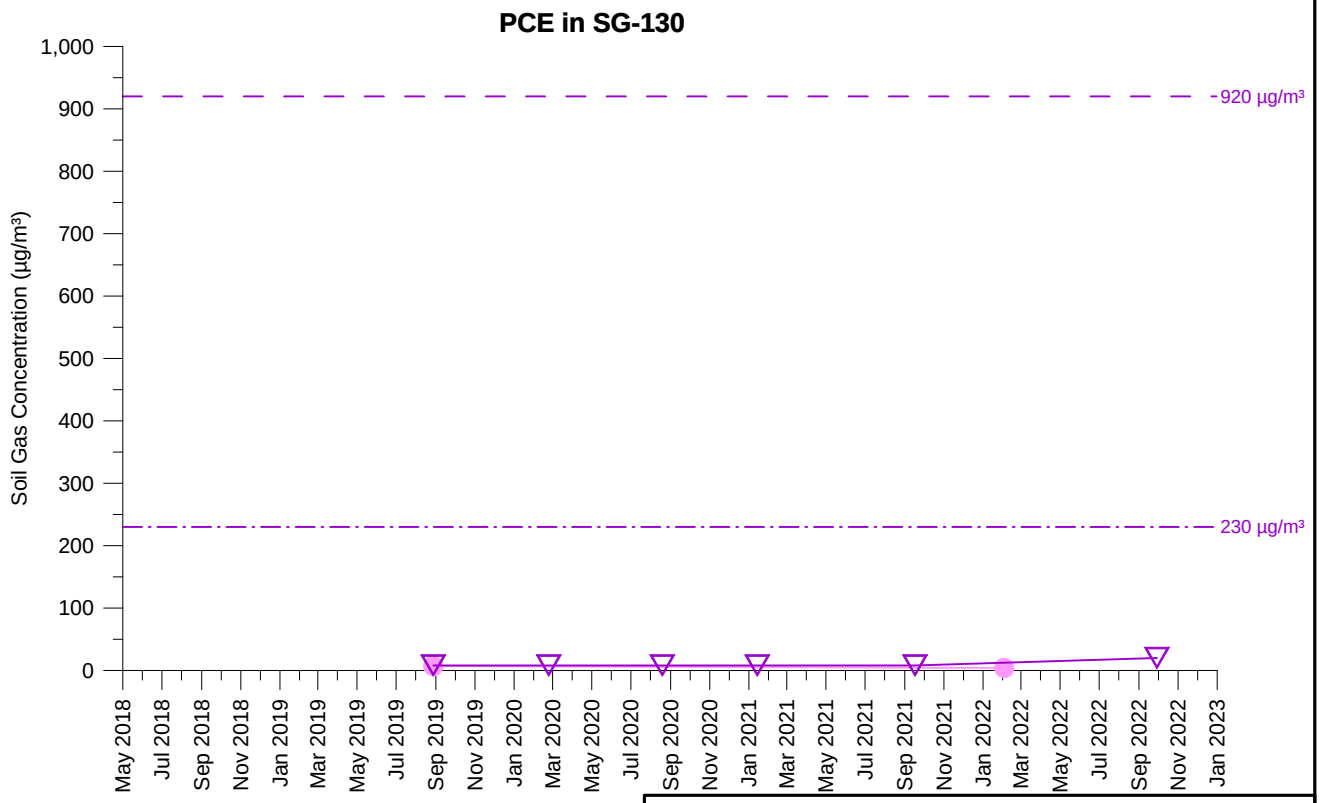

TCE Concentration (5 feet)
TCE Concentration (15 feet)
PCE Concentration (5 feet)
PCE Concentration (15 feet)

Open symbol denotes non-detect value

SG-130
TCE AND PCE SOIL GAS CONCENTRATIONS OVER TIME
PARCEL 2
Former Ford Aeronutronic Property
Newport Beach, California

wsp	By: DMO	Proj. No. 8620397107.1.1G
	Date: 2/8/2023	Figure **H-1-105**

C:\temp\fnb\graphs_H-1-105_SG-130.grf

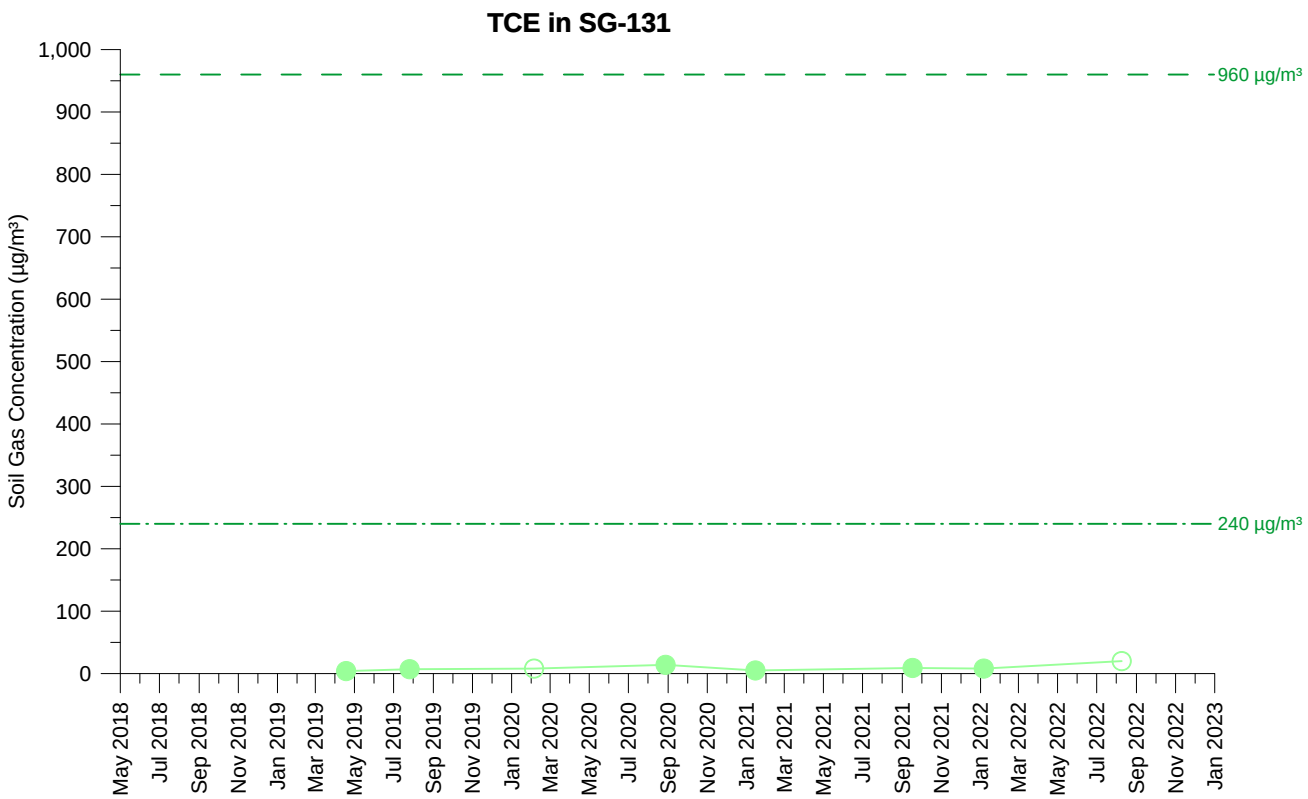

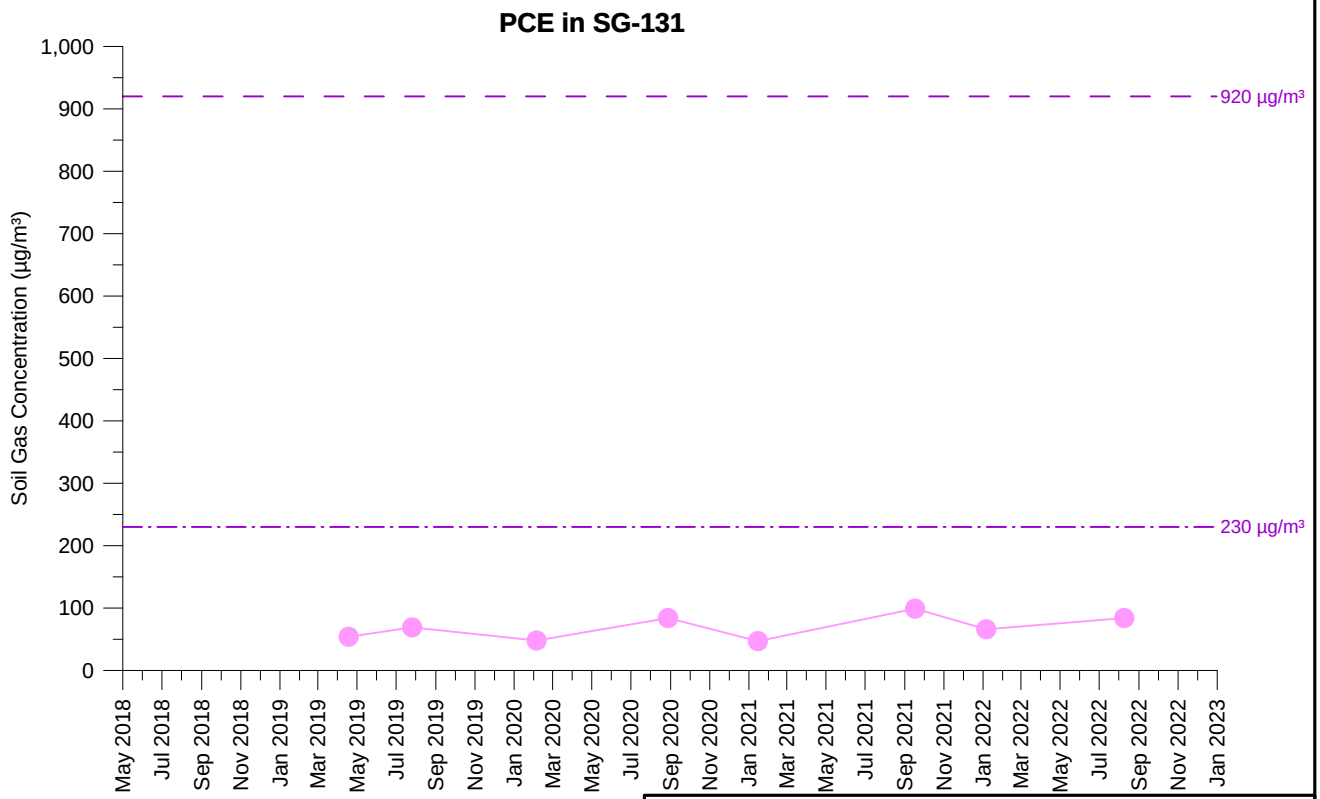

TCE Concentration (5 feet)

PCE Concentration (5 feet)

Open symbol denotes non-detect value

SG-131
TCE AND PCE SOIL GAS CONCENTRATIONS OVER TIME
PARCEL 13
Former Ford Aeronutronic Property
Newport Beach, California

wsp	By: DMO	Proj. No. 8620397107.1.1G
	Date: 2/8/2023	Figure **H-1-106**

C:\temp\fnb\graphs_H-1-106_SG-131.grf

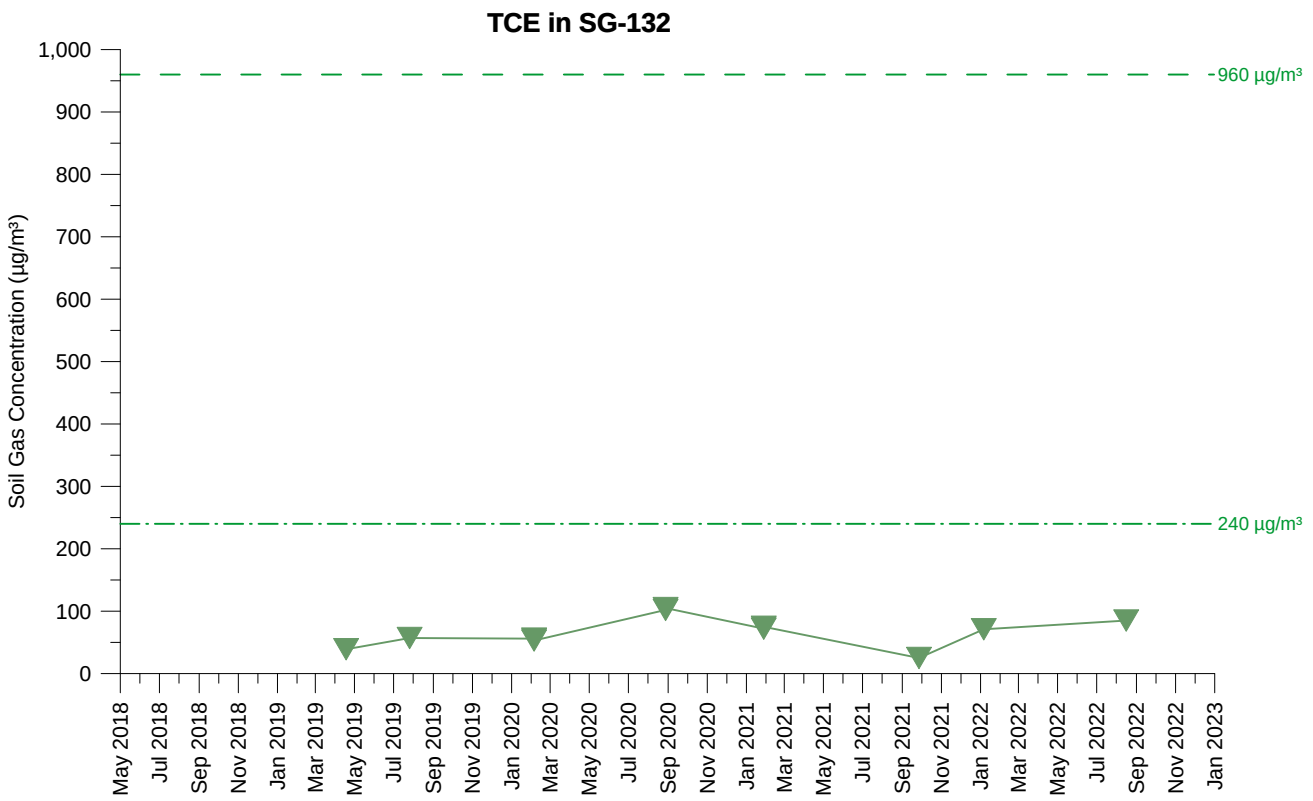

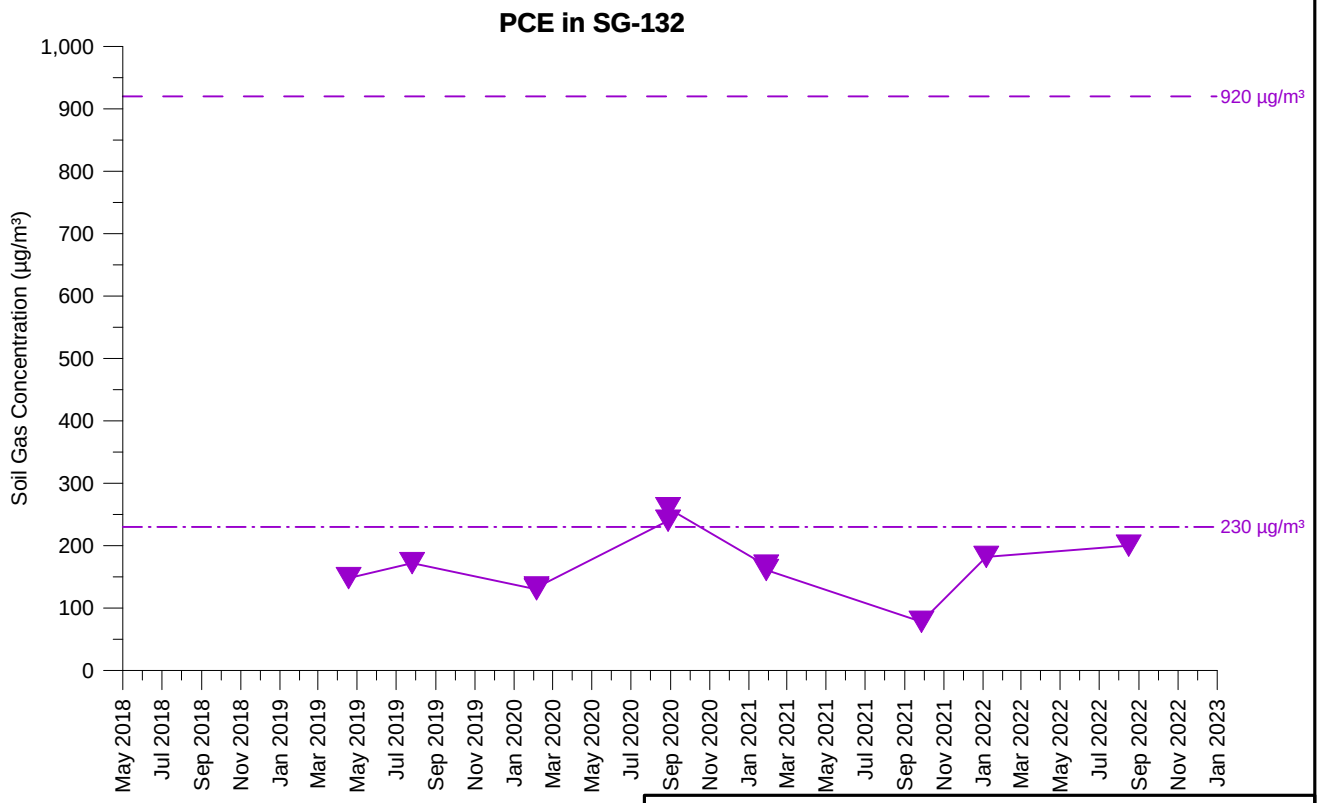

TCE Concentration (15 feet)

PCE Concentration (15 feet)

Open symbol denotes non-detect value

SG-132
TCE AND PCE SOIL GAS CONCENTRATIONS OVER TIME
PARCEL 13
Former Ford Aeronutronic Property
Newport Beach, California

wsp	By: DMO	Proj. No. 8620397107.1.1G
	Date: 2/8/2023	Figure **H-1-107**

C:\temp\fnb\graphs_H-1-107_SG-132.grf

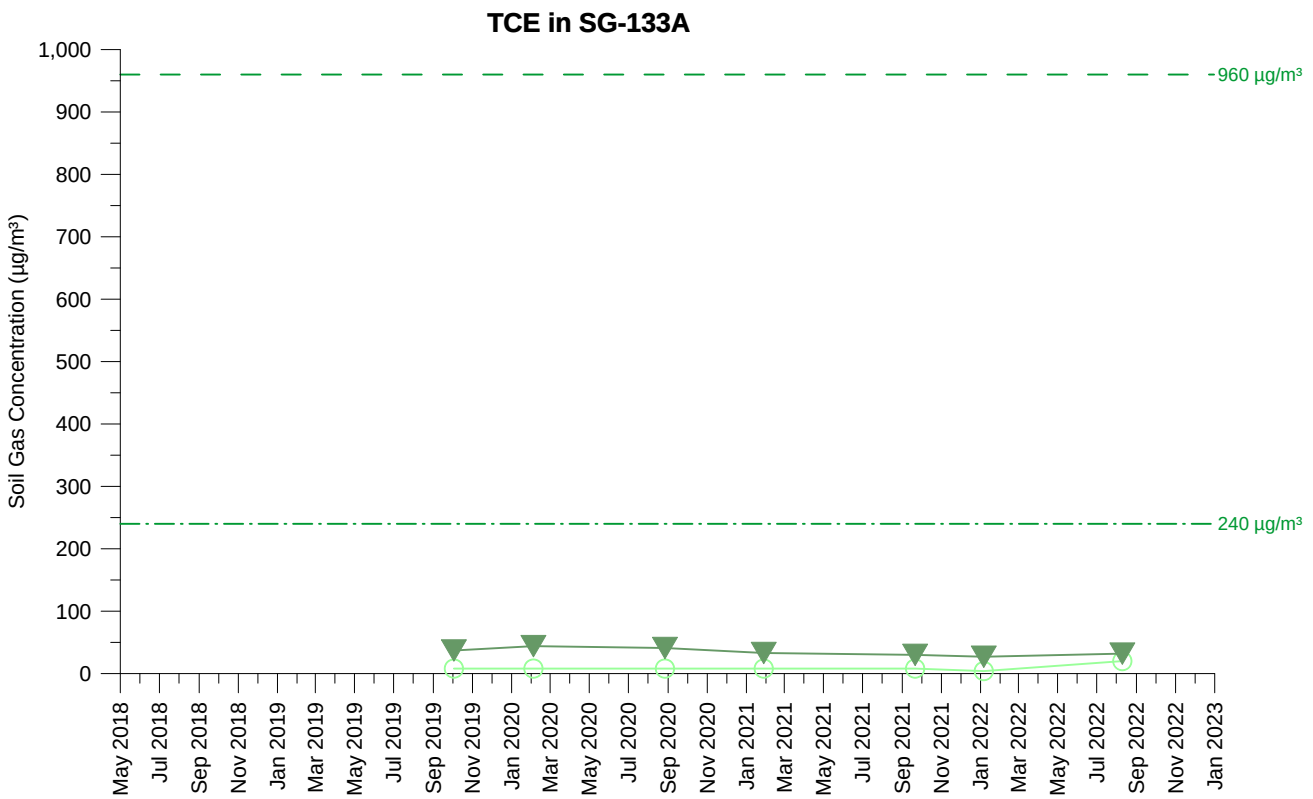

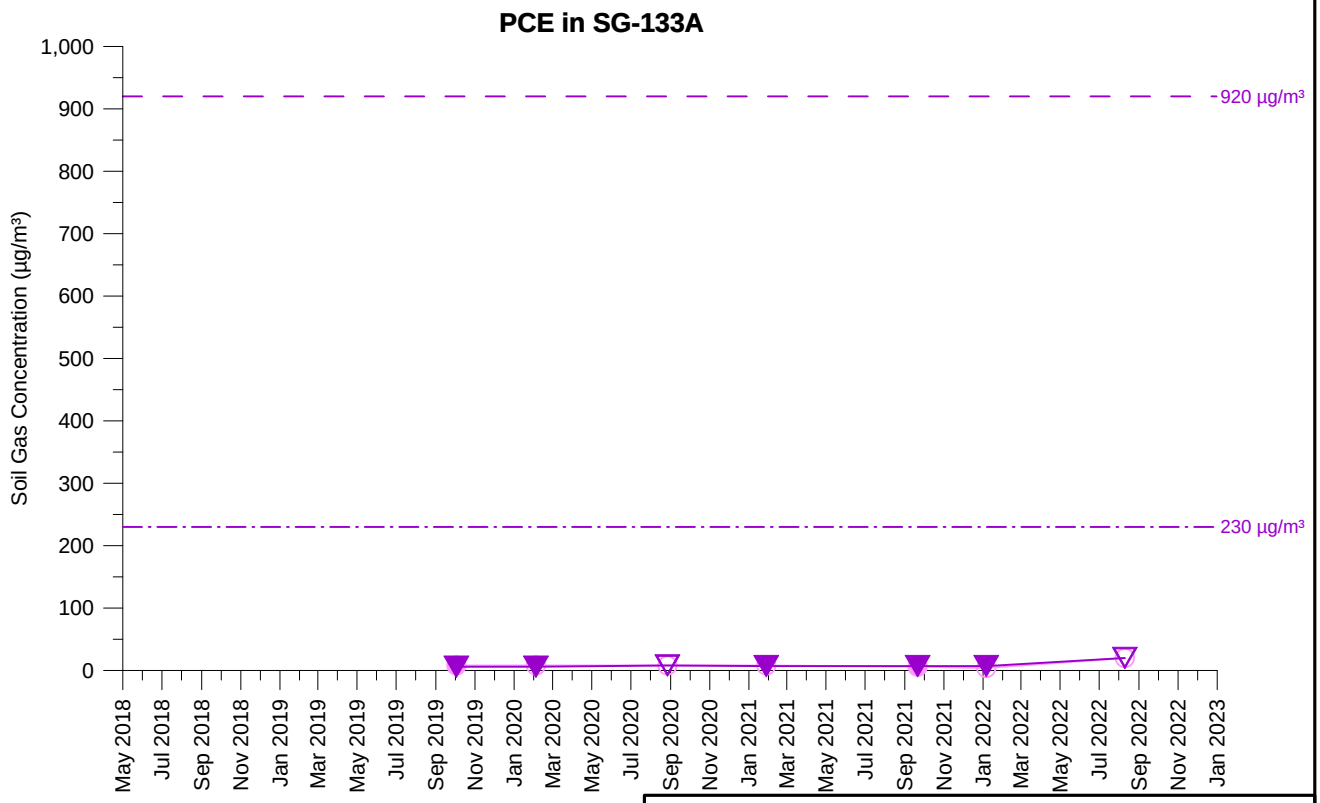

TCE Concentration (5.5 feet)
TCE Concentration (14.5 feet)
PCE Concentration (5.5 feet)
PCE Concentration (14.5 feet)

Open symbol denotes non-detect value

SG-133A
TCE AND PCE SOIL GAS CONCENTRATIONS OVER TIME
PARCEL 13
Former Ford Aeronutronic Property
Newport Beach, California

wsp	By: DMO	Proj. No. 8620397107.1.1G
	Date: 2/8/2023	Figure **H-1-108**

C:\temp\fnb\graphs_H-1-108_SG-133A.grf

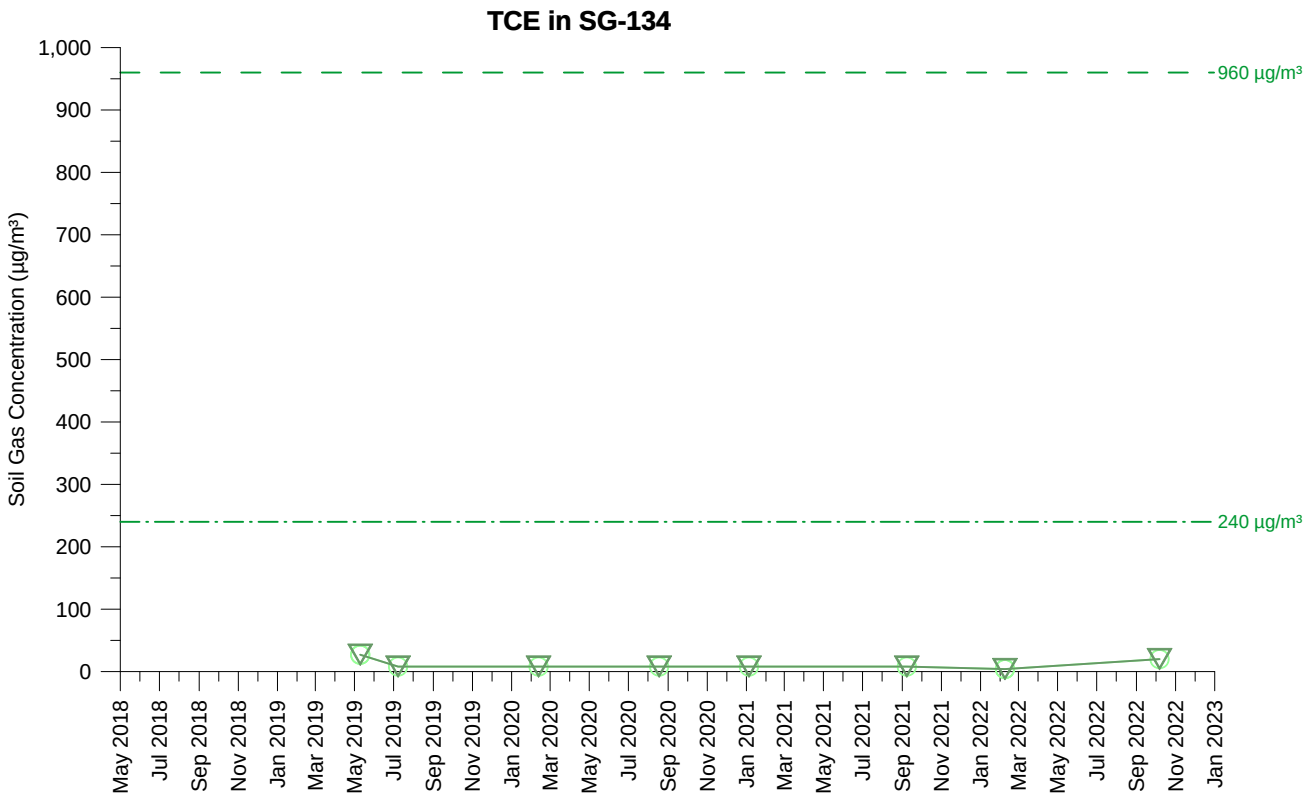

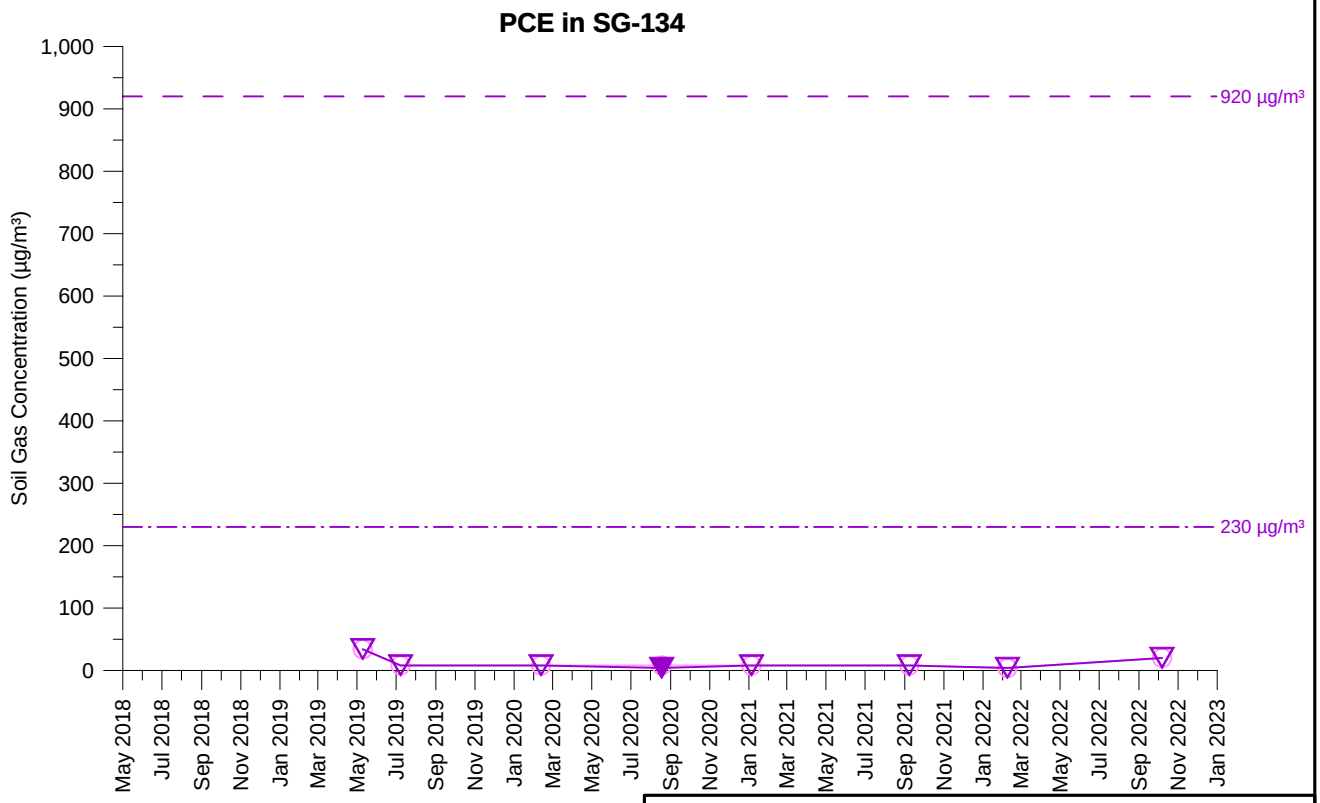

TCE Concentration (5 feet)
TCE Concentration (15 feet)
PCE Concentration (5 feet)
PCE Concentration (15 feet)

Open symbol denotes non-detect value

SG-134
TCE AND PCE SOIL GAS CONCENTRATIONS OVER TIME
PARCEL 16
Former Ford Aeronutronic Property
Newport Beach, California

wsp	By: DMO	Proj. No. 8620397107.1.1G
	Date: 2/8/2023	Figure **H-1-109**

C:\temp\fnb\graphs_H-1-109_SG-134.grf

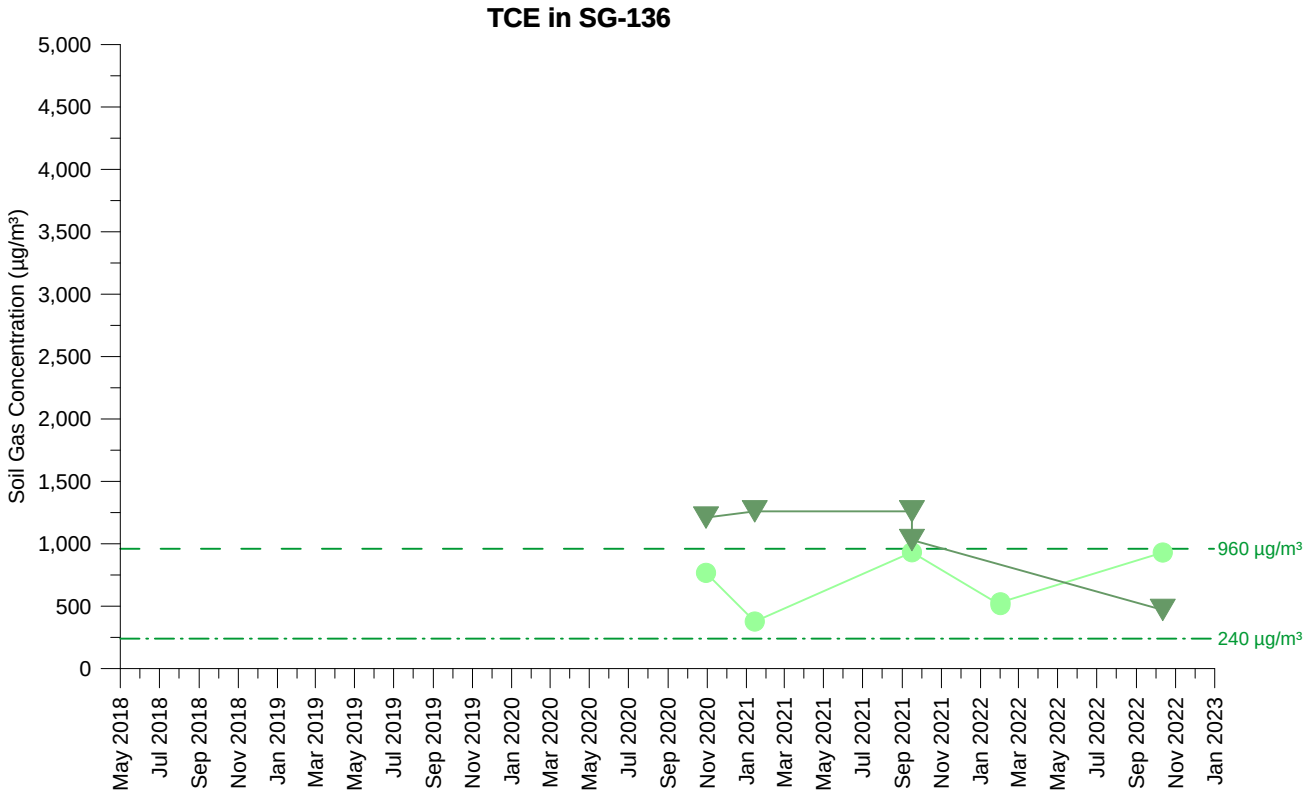

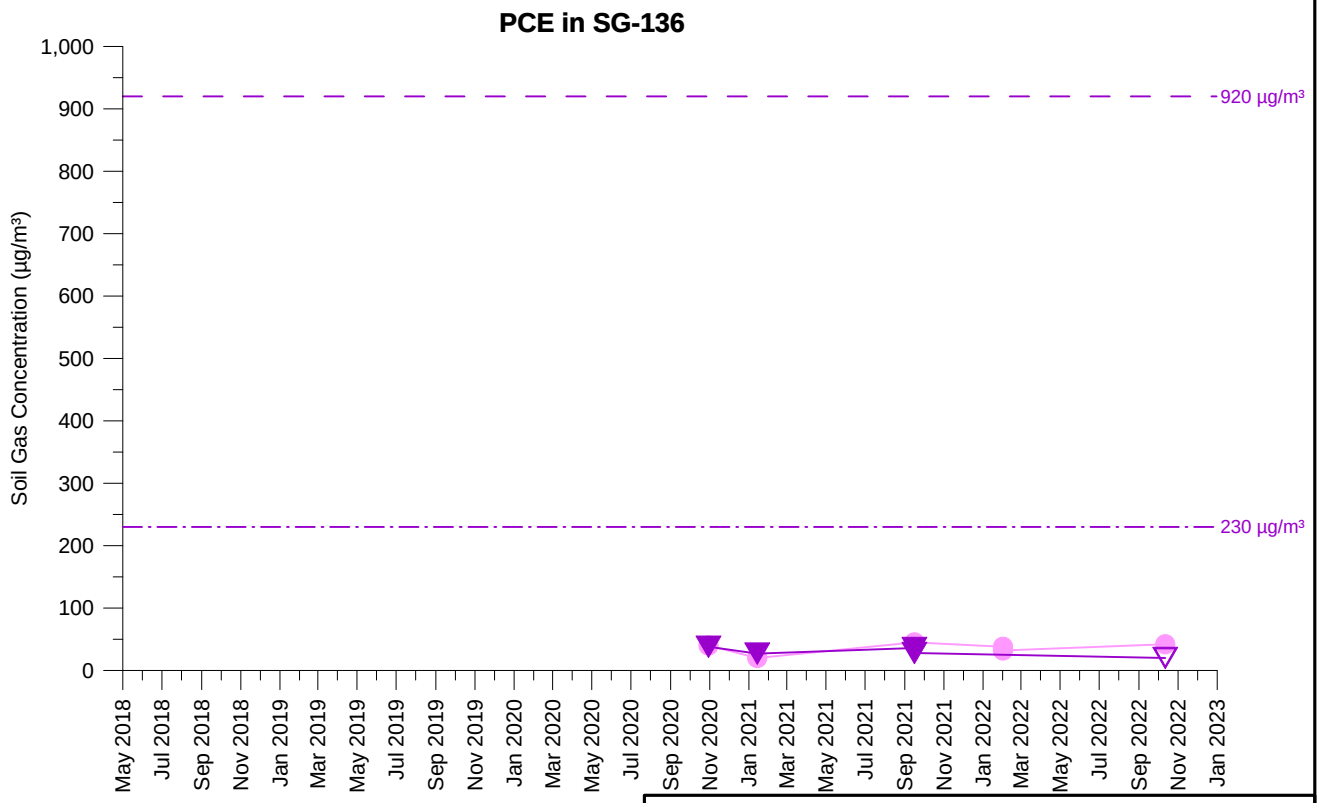

TCE Concentration (5 feet)
TCE Concentration (11.5 feet)
PCE Concentration (5 feet)
PCE Concentration (11.5 feet)

Open symbol denotes non-detect value

SG-136
TCE AND PCE SOIL GAS CONCENTRATIONS OVER TIME
RIGHT OF WAY
Former Ford Aeronutronic Property
Newport Beach, California

wsp	By: DMO	Proj. No. 8620397107.1.1G
	Date: 2/8/2023	Figure **H-1-110**

C:\temp\fnb\graphs_H-1-110_SG-136.grf

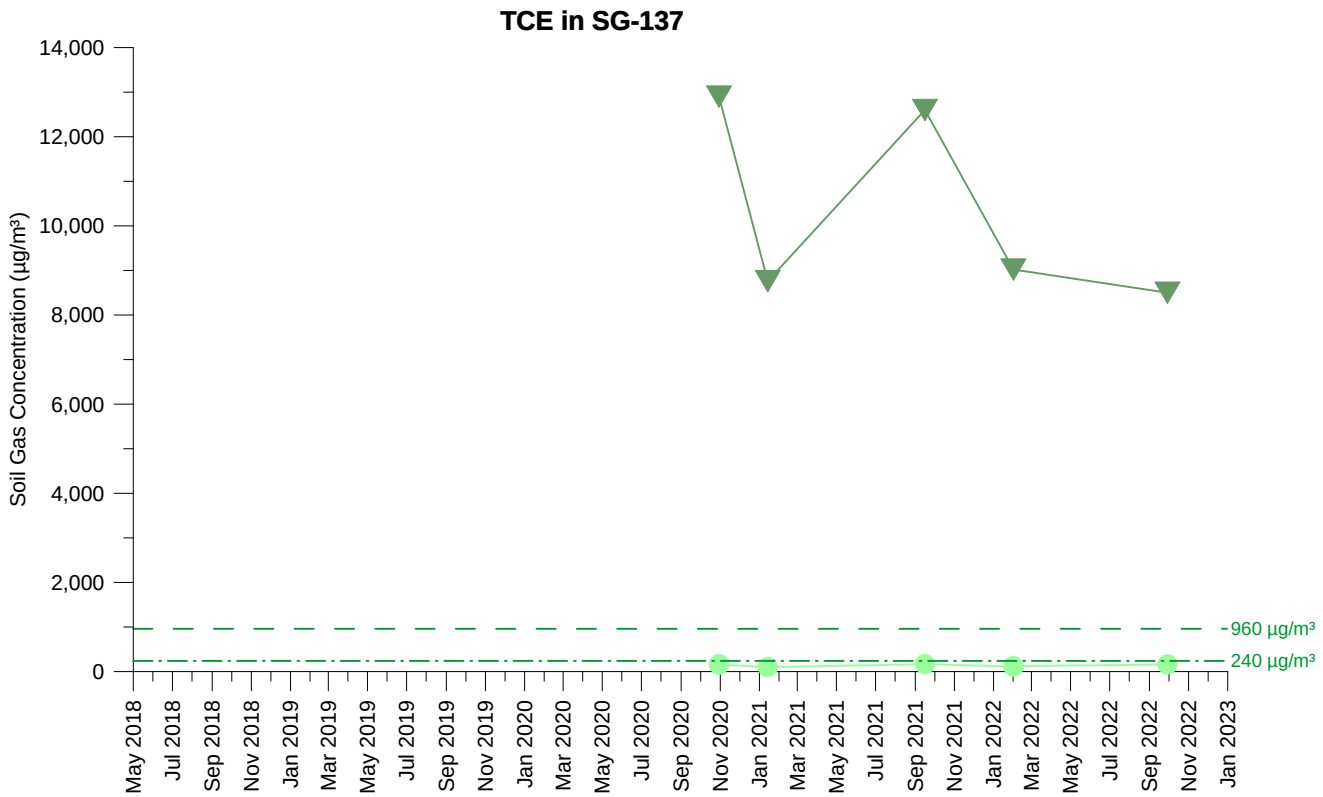

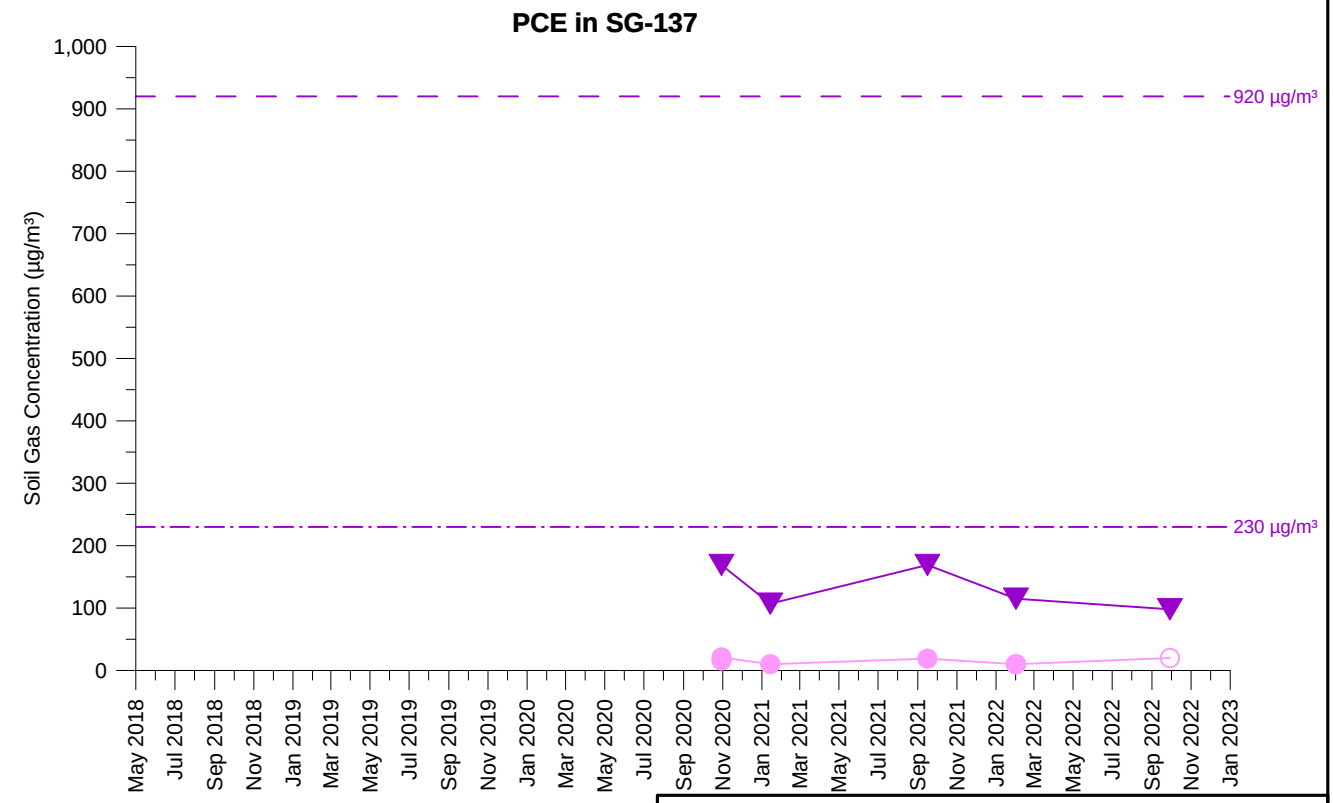

TCE Concentration (5 feet)
TCE Concentration (15 feet)
PCE Concentration (5 feet)
PCE Concentration (15 feet)

Open symbol denotes non-detect value

SG-137
TCE AND PCE SOIL GAS CONCENTRATIONS OVER TIME
RIGHT OF WAY
Former Ford Aeronutronic Property
Newport Beach, California

wsp	By: DMO	Proj. No. 8620397107.1.1G
	Date: 2/8/2023	Figure **H-1-111**

C:\temp\fnb\graphs_H-1-111_SG-137.grf

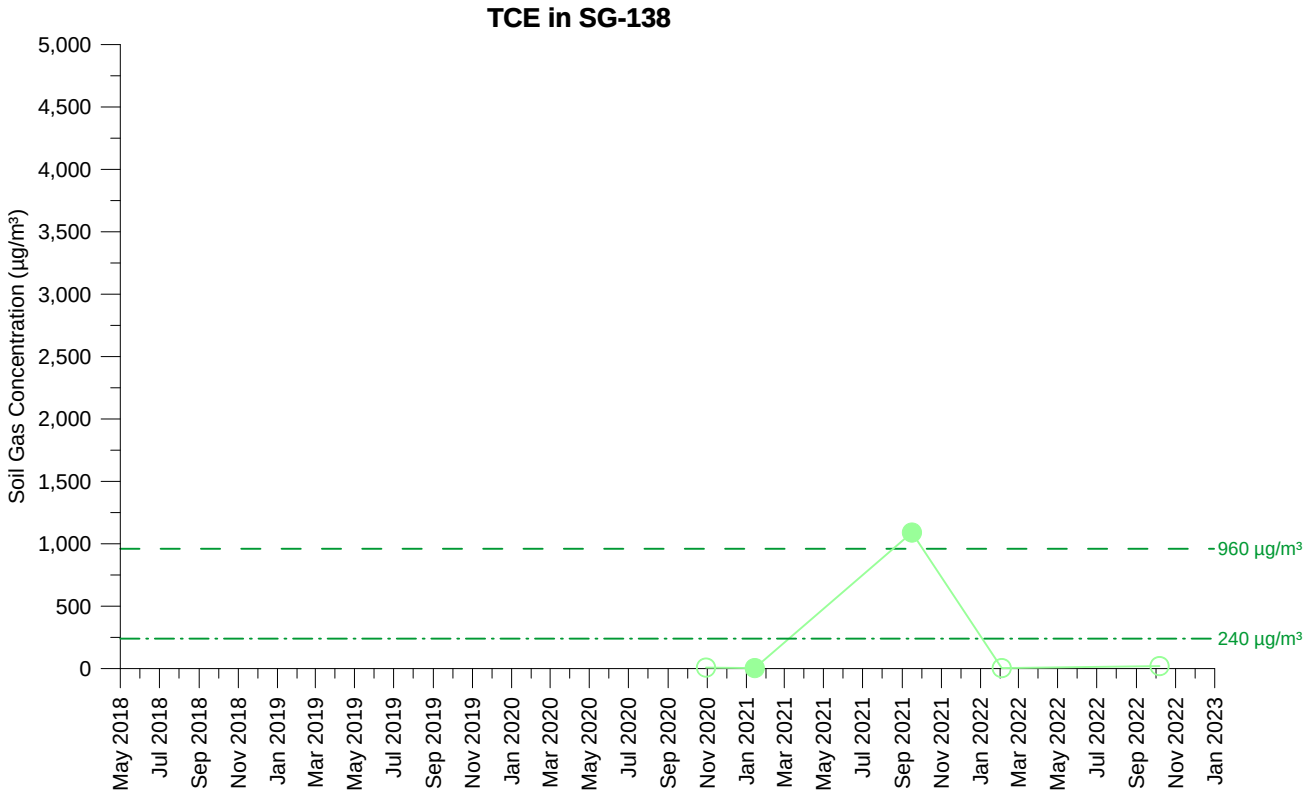

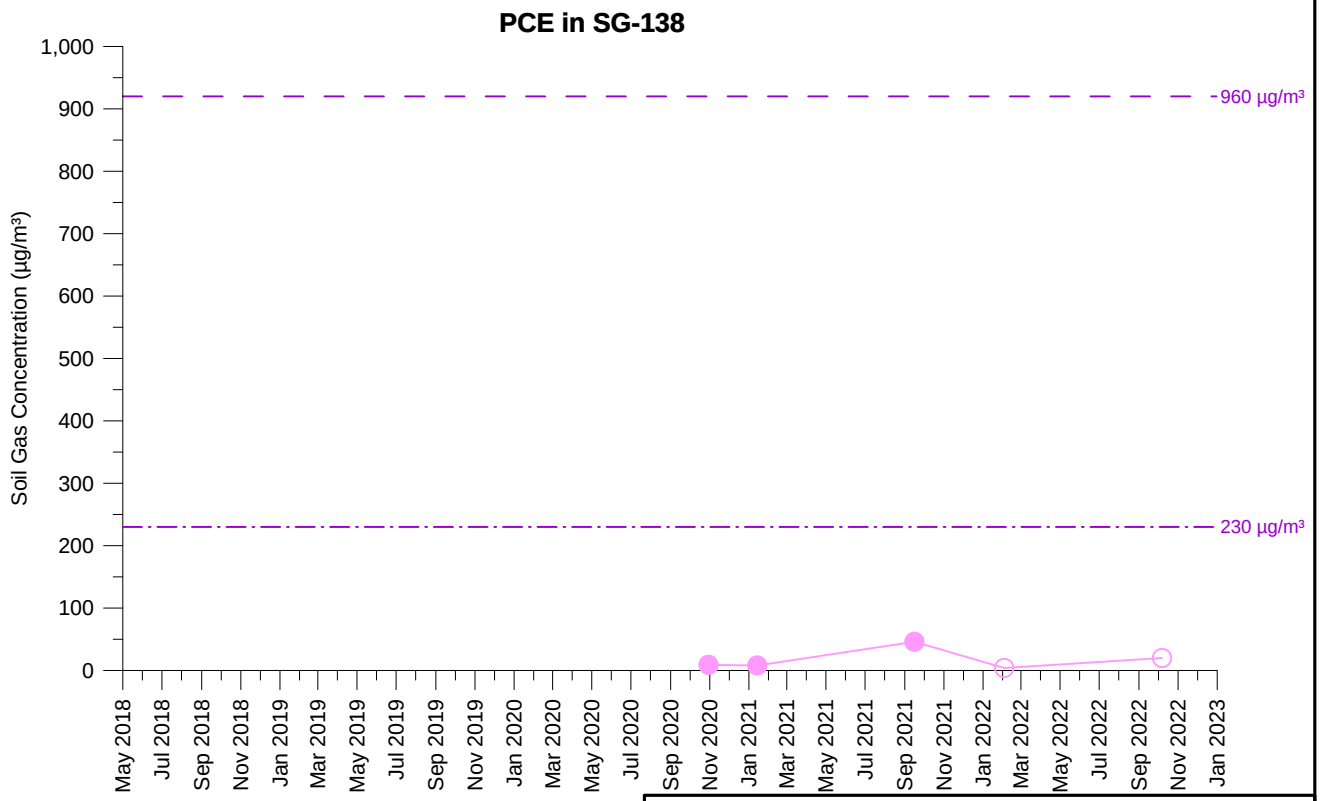

TCE Concentration (5 feet)

PCE Concentration (5 feet)

Open symbol denotes non-detect value

SG-138
TCE AND PCE SOIL GAS CONCENTRATIONS OVER TIME
RIGHT OF WAY
Former Ford Aeronutronic Property
Newport Beach, California

wsp	By: DMO	Proj. No. 8620397107.1.1G
	Date: 2/8/2023	Figure **H-1-112**

C:\temp\fnb\graphs_H-1-112_SG-138.grf

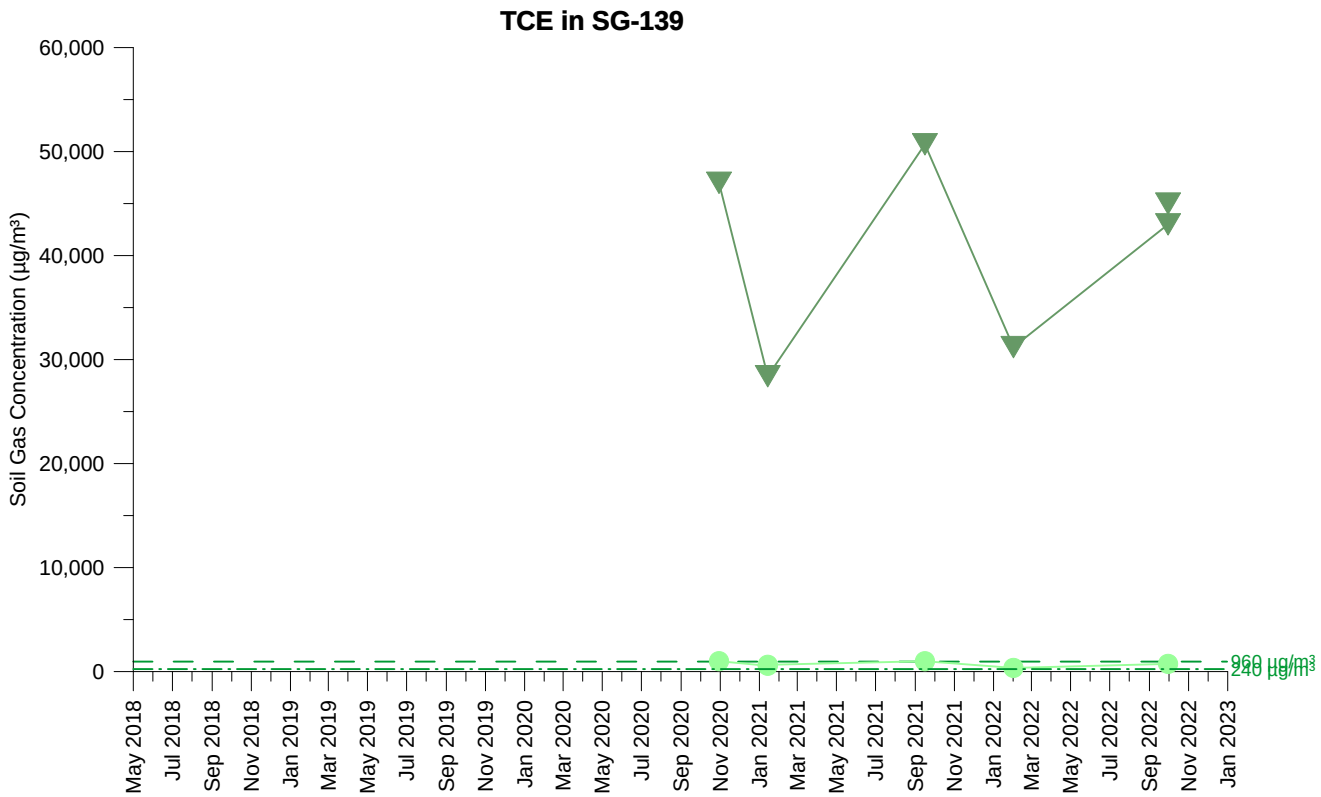

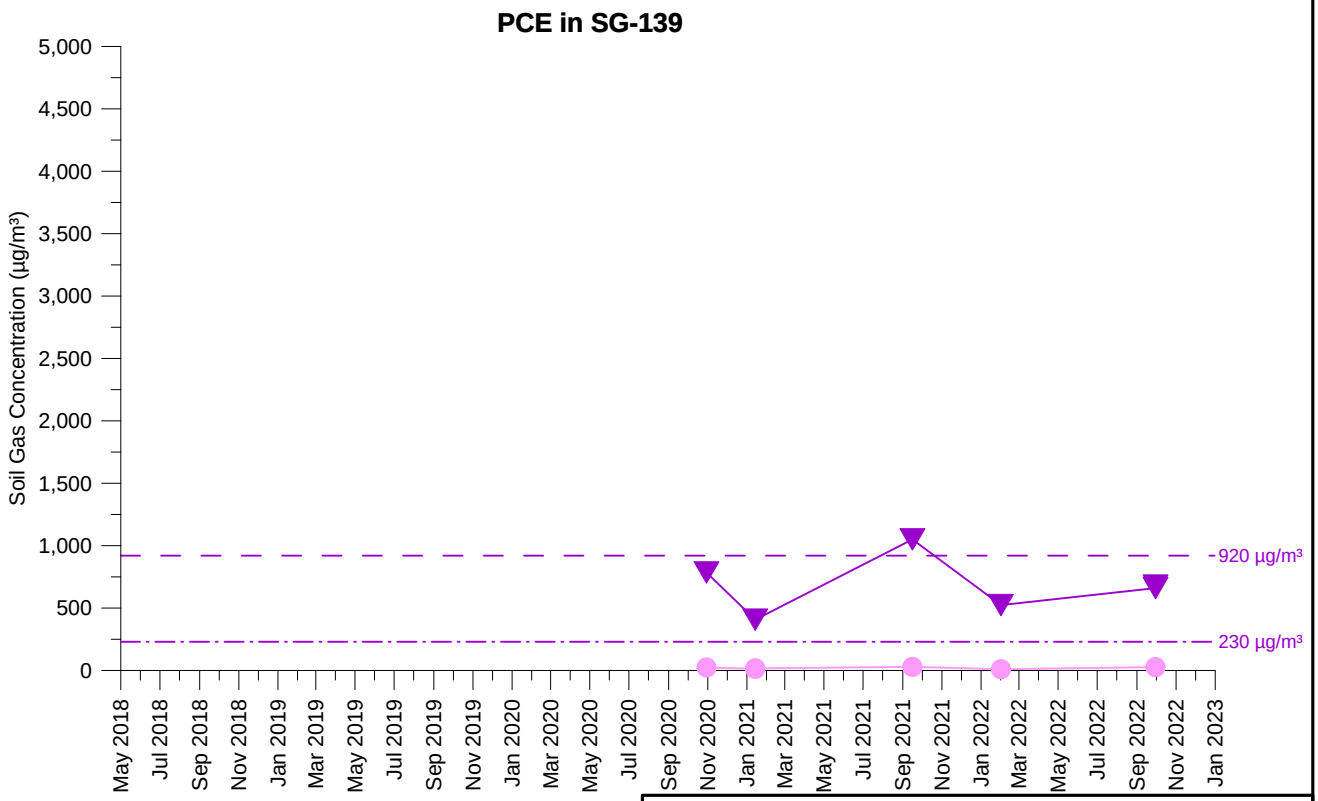

TCE Concentration (5 feet)
TCE Concentration (15 feet)
PCE Concentration (5 feet)
PCE Concentration (15 feet)

Open symbol denotes non-detect value

SG-139
TCE AND PCE SOIL GAS CONCENTRATIONS OVER TIME
RIGHT OF WAY
Former Ford Aeronutronic Property
Newport Beach, California

wsp	By: DMO	Proj. No. 8620397107.1.1G
	Date: 2/8/2023	Figure **H-1-113**

C:\temp\fnb\graphs_H-1-113_SG-139.grf

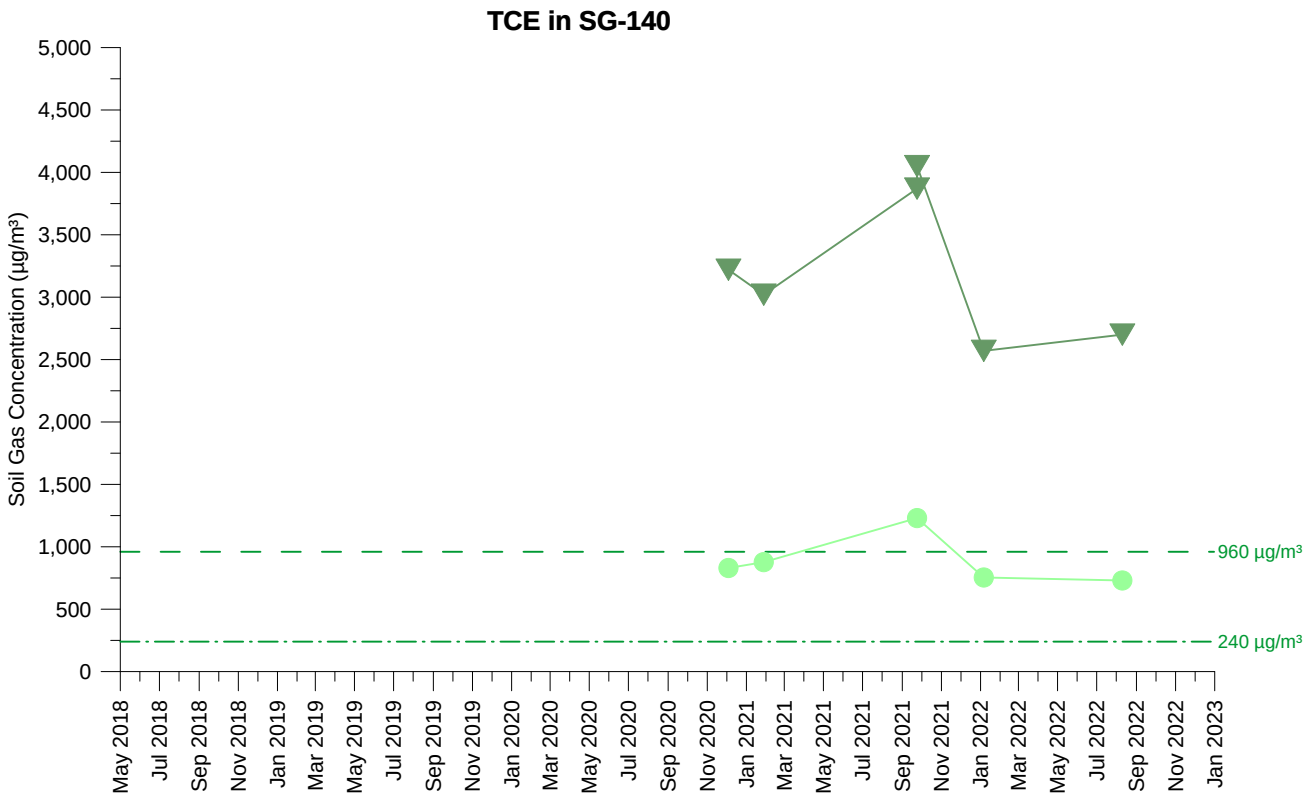

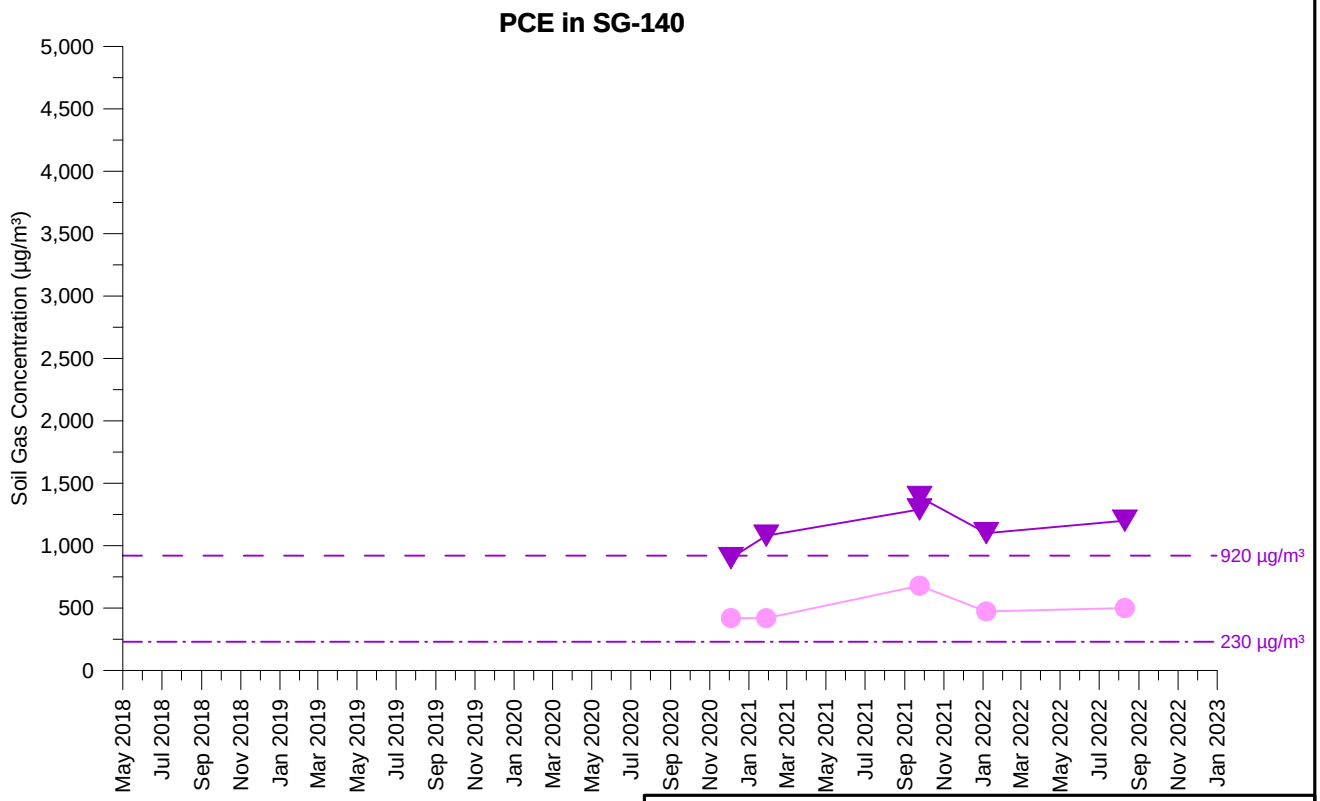

TCE Concentration (5 feet)
TCE Concentration (15 feet)
PCE Concentration (5 feet)
PCE Concentration (15 feet)

Open symbol denotes non-detect value

SG-140
TCE AND PCE SOIL GAS CONCENTRATIONS OVER TIME
PARCEL 13
Former Ford Aeronutronic Property
Newport Beach, California

wsp	By: DMO	Proj. No. 8620397107.1.1G
	Date: 2/8/2023	Figure **H-1-114**

C:\temp\fnb\graphs_H-1-114_SG-140.grf

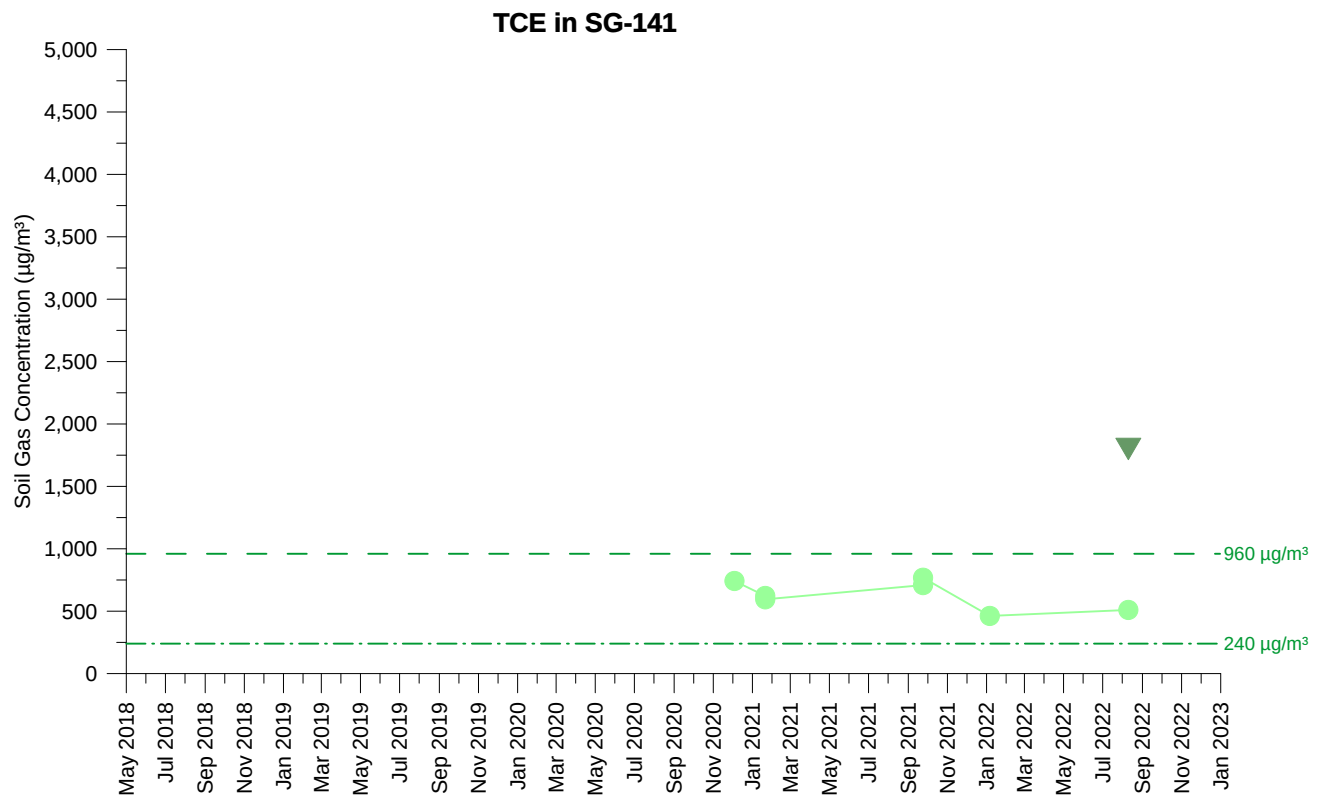

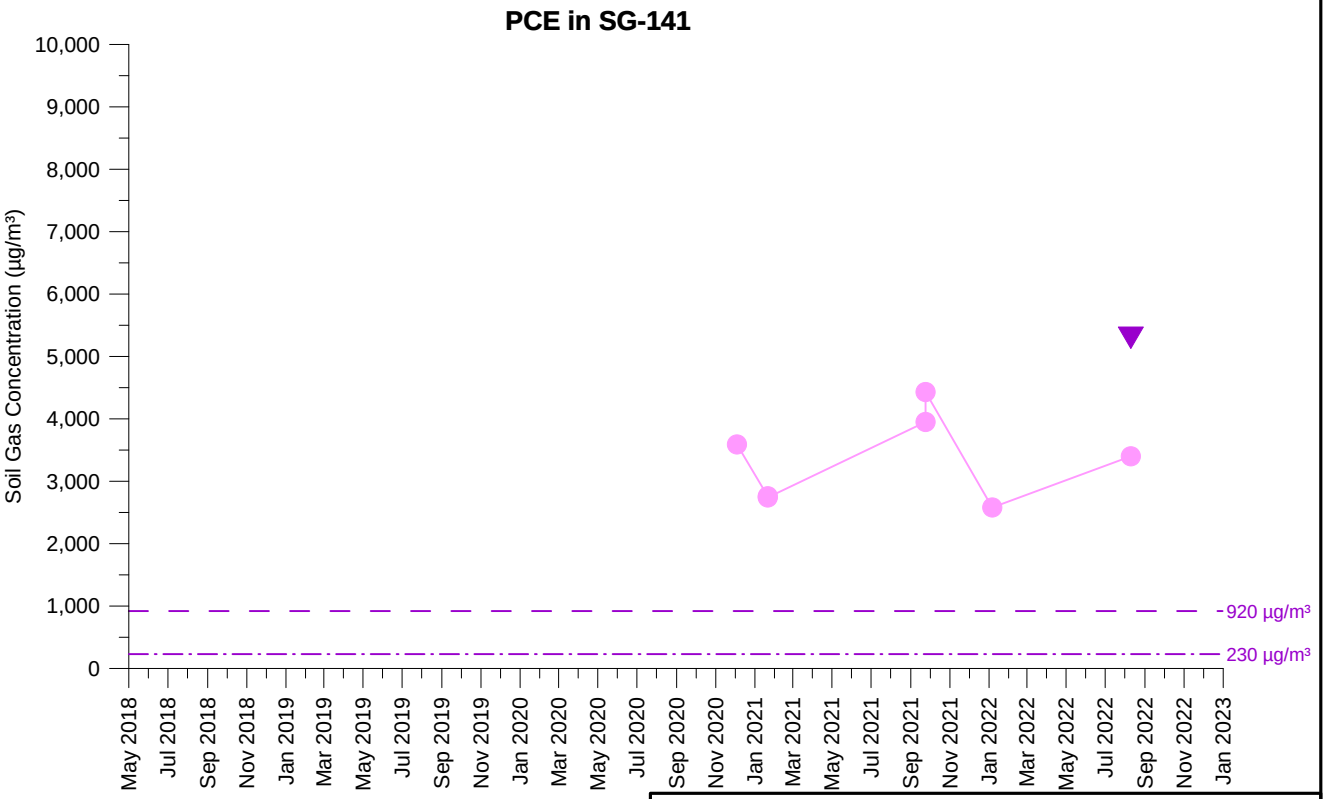

TCE Concentration (5 feet)
TCE Concentration (15 feet)
PCE Concentration (5 feet)
PCE Concentration (15 feet)

Open symbol denotes non-detect value

SG-141
TCE AND PCE SOIL GAS CONCENTRATIONS OVER TIME
PARCEL 13
Former Ford Aeronutronic Property
Newport Beach, California

wsp	By: DMO	Proj. No. 8620397107.1.1G
	Date: 2/8/2023	Figure **H-1-115**

C:\temp\fnb\graphs_H-1-115_SG-141.grf

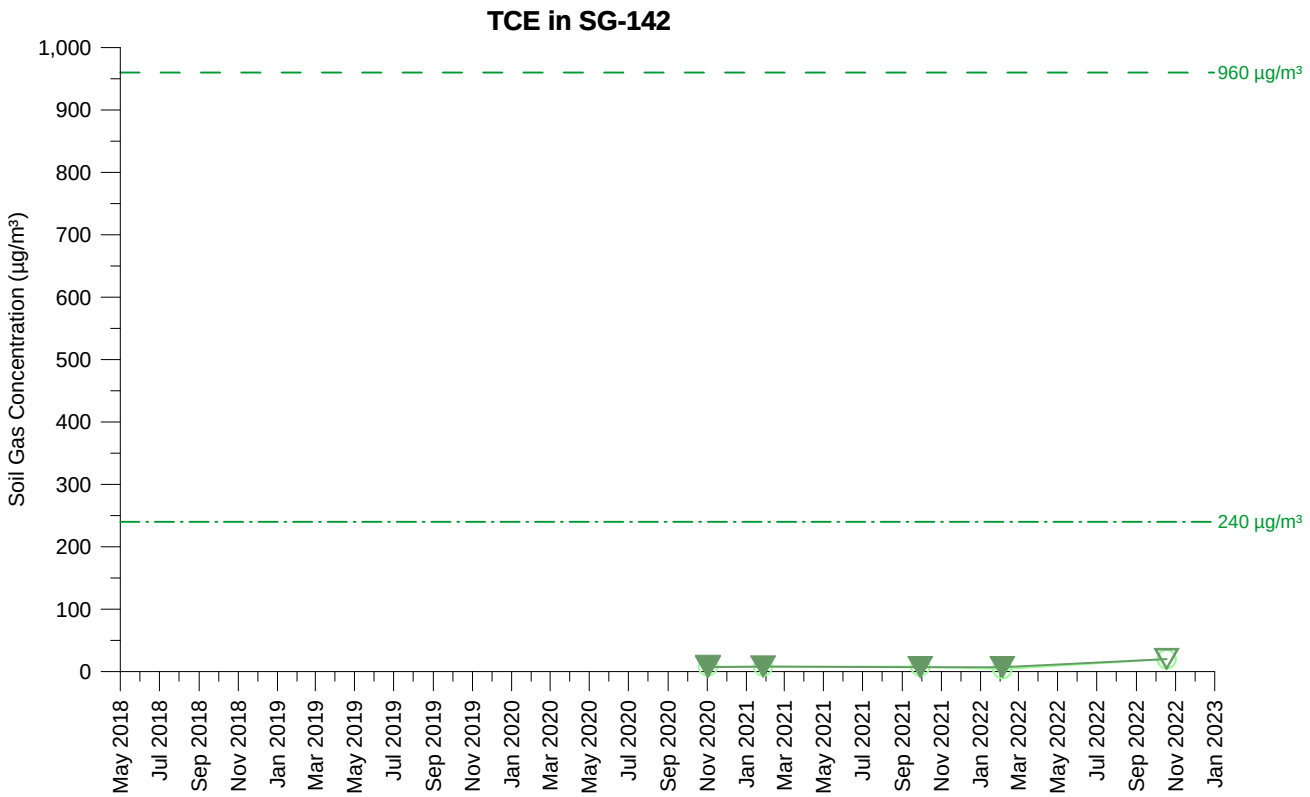

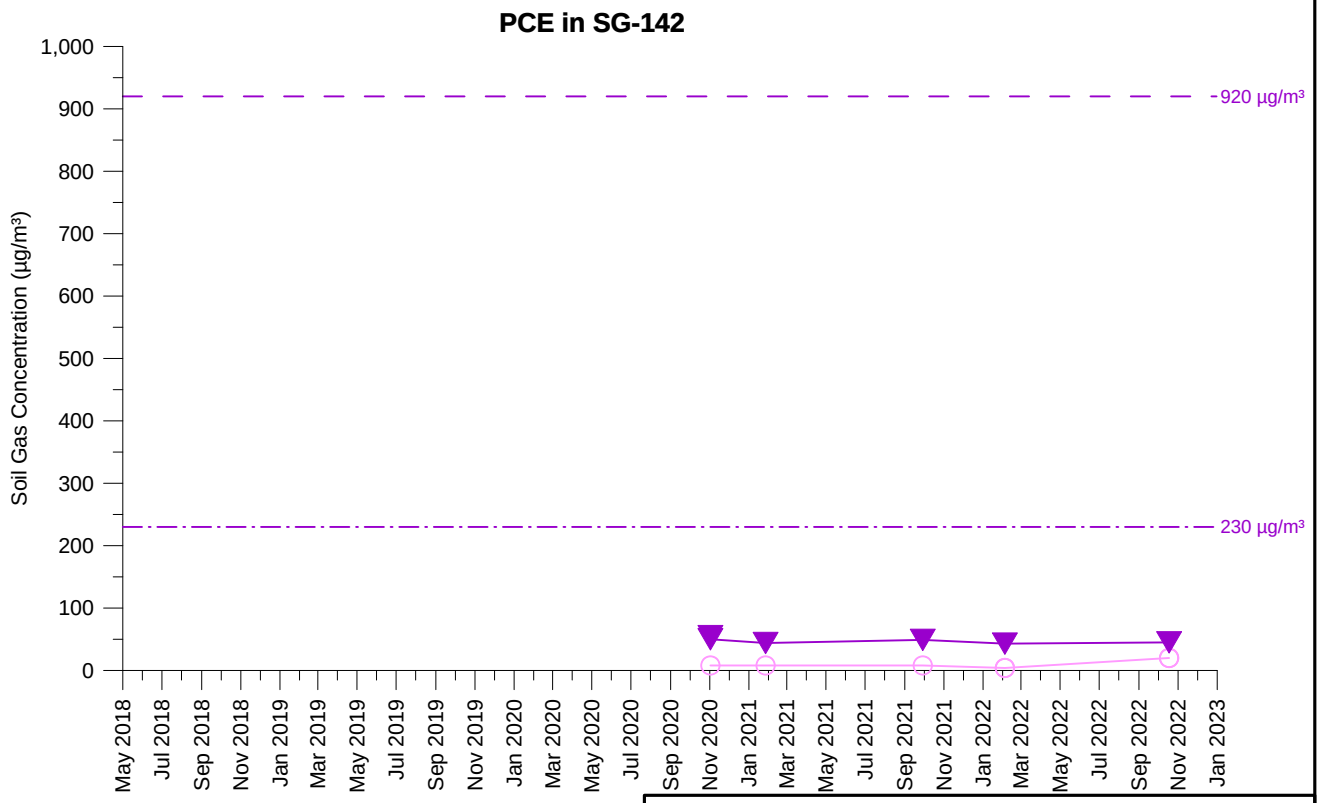

TCE Concentration (5 feet)
TCE Concentration (15 feet)
PCE Concentration (5 feet)
PCE Concentration (15 feet)

Open symbol denotes non-detect value

SG-142
TCE AND PCE SOIL GAS CONCENTRATIONS OVER TIME
PARCEL 12
Former Ford Aeronutronic Property
Newport Beach, California

wsp	By: DMO	Proj. No. 8620397107.1.1G
	Date: 2/8/2023	Figure **H-1-116**

C:\temp\fnb\graphs_H-1-116_SG-142.grf

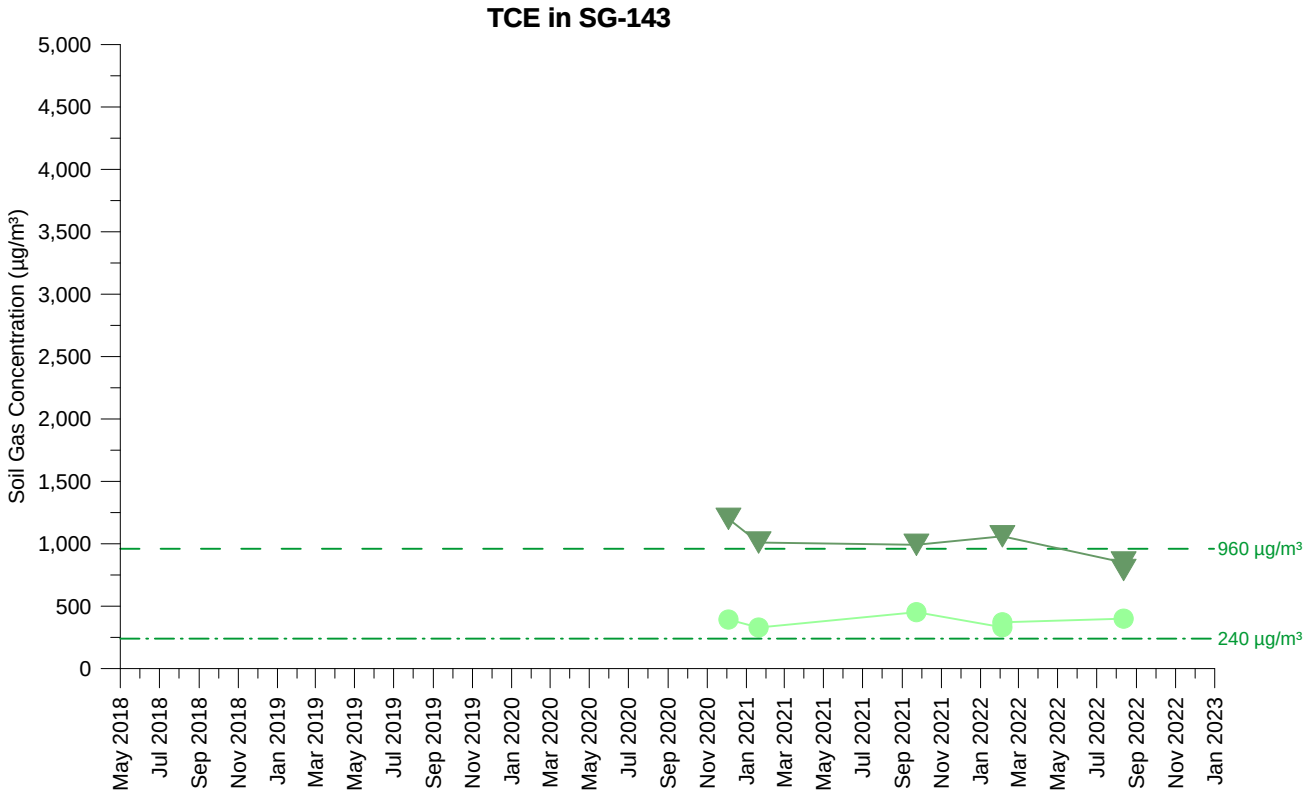

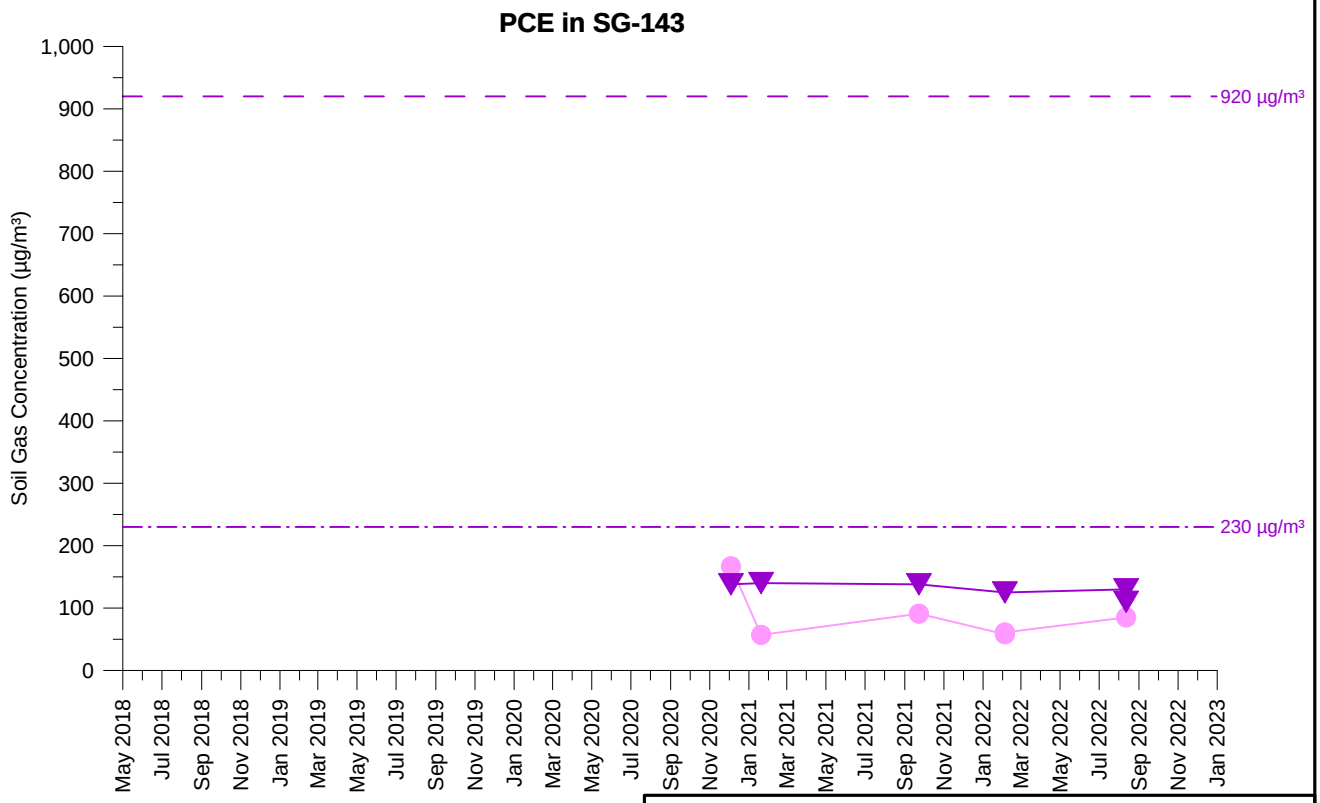

TCE Concentration (5 feet)
TCE Concentration (15 feet)
PCE Concentration (5 feet)
PCE Concentration (15 feet)

Open symbol denotes non-detect value

SG-143
TCE AND PCE SOIL GAS CONCENTRATIONS OVER TIME
PARCEL 13
Former Ford Aeronutronic Property
Newport Beach, California

wsp	By: DMO	Proj. No. 8620397107.1.1G
	Date: 2/8/2023	Figure **H-1-117**

C:\temp\fnb\graphs_H-1-117_SG-143.grf

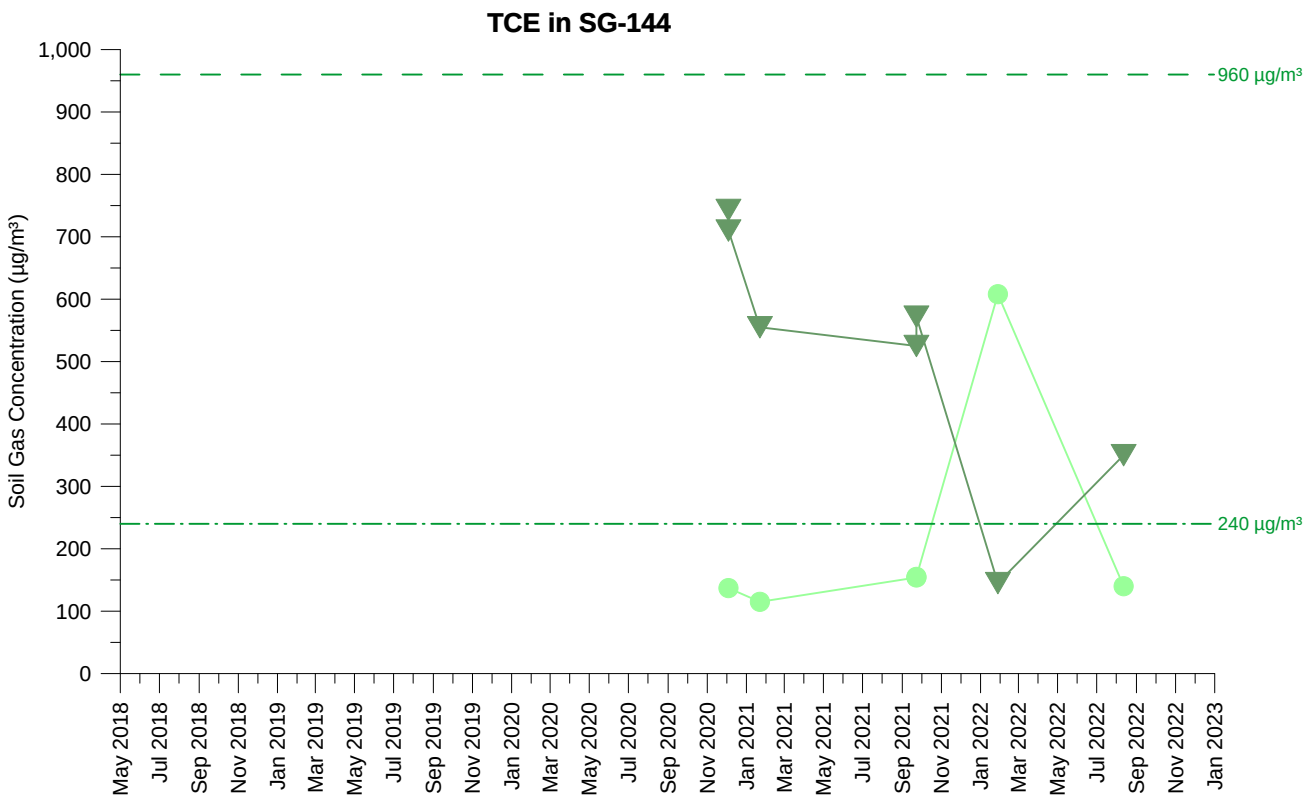

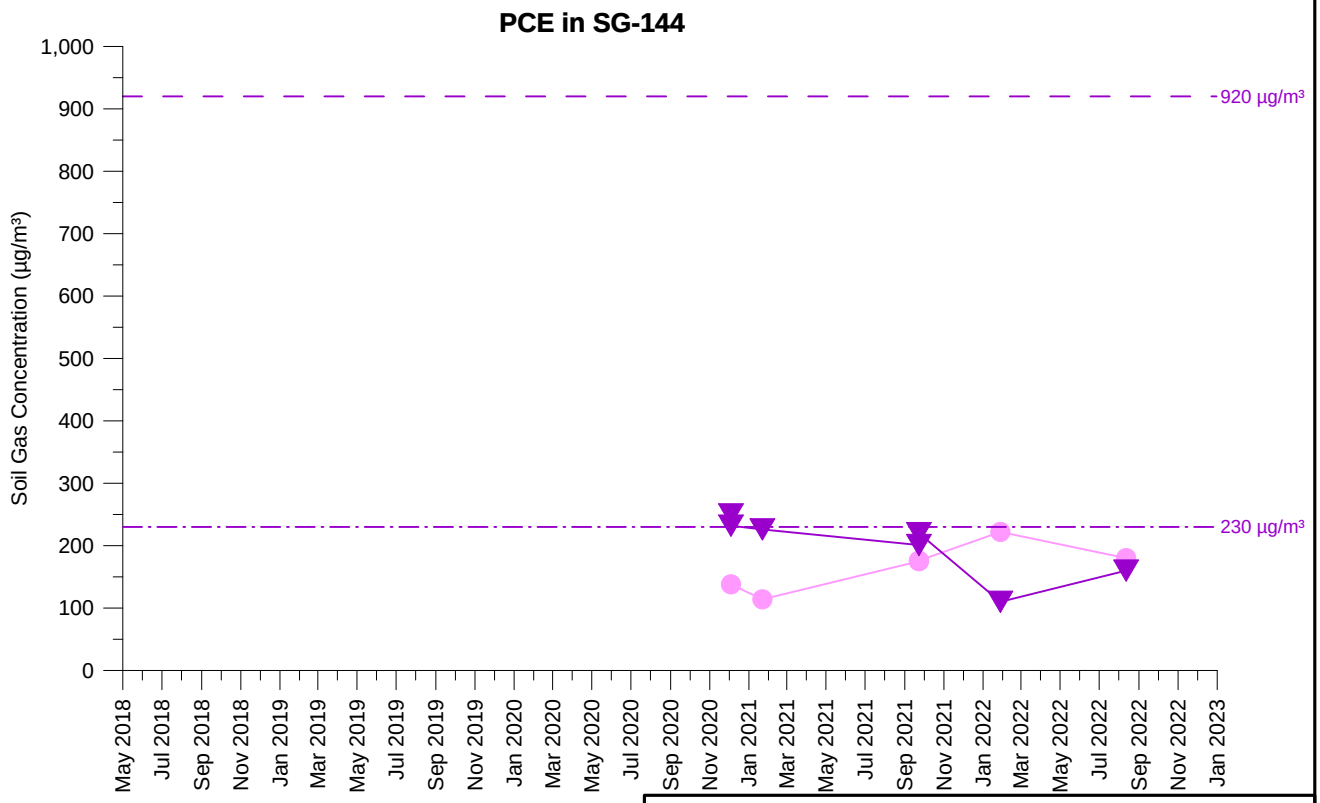

TCE Concentration (5 feet)
TCE Concentration (15 feet)
PCE Concentration (5 feet)
PCE Concentration (15 feet)

Open symbol denotes non-detect value

SG-144
TCE AND PCE SOIL GAS CONCENTRATIONS OVER TIME
PARCEL 13
Former Ford Aeronutronic Property
Newport Beach, California

wsp	By: DMO	Proj. No. 8620397107.1.1G
	Date: 2/8/2023	Figure **H-1-118**

C:\temp\fnb\graphs_H-1-118_SG-144.grf

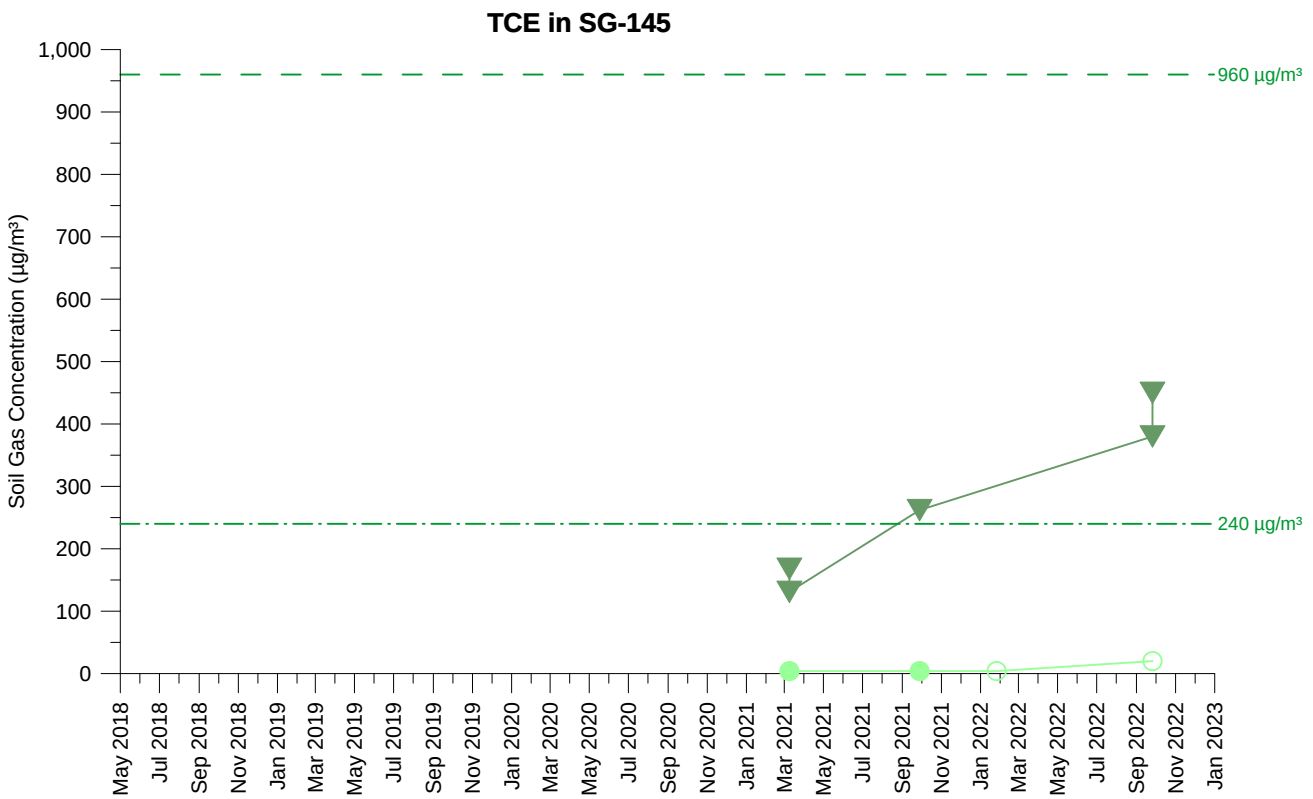

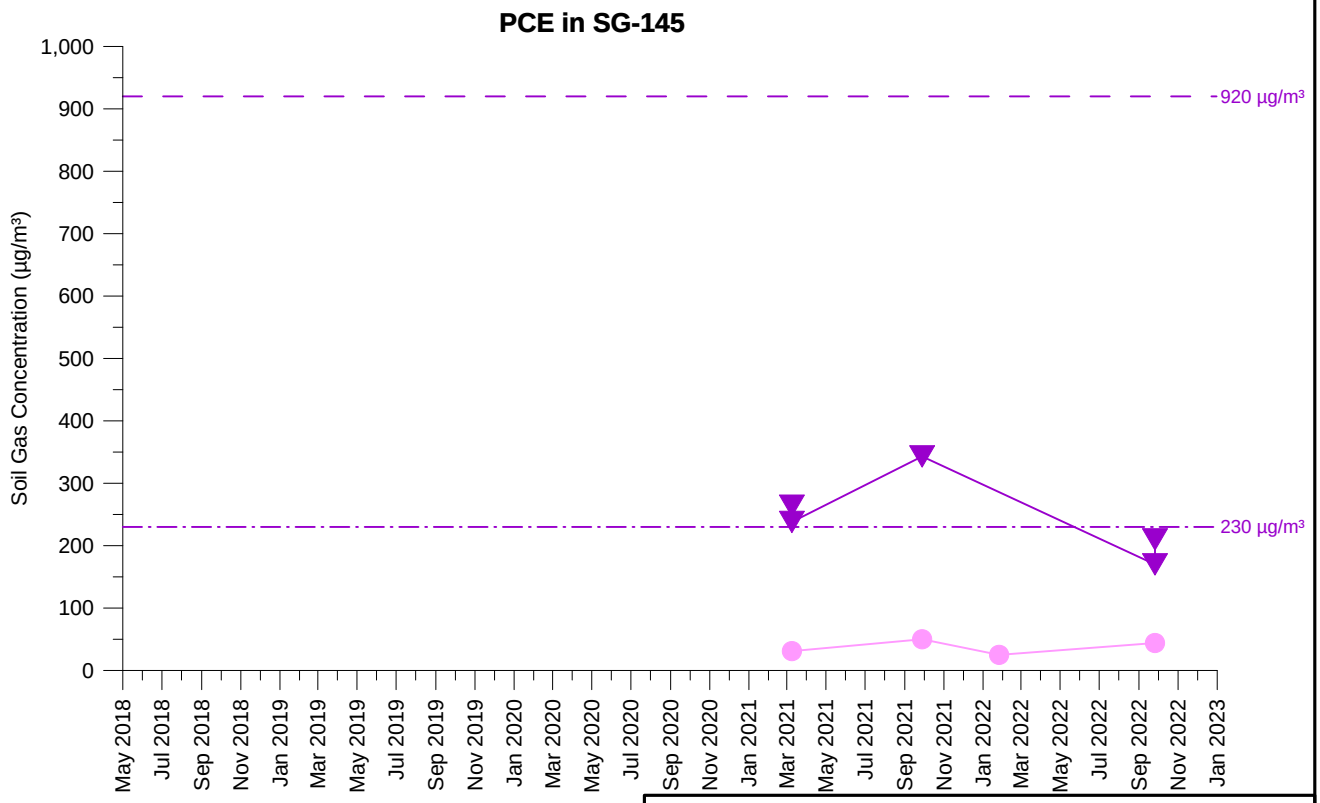

TCE Concentration (5 feet)
TCE Concentration (15 feet)
PCE Concentration (5 feet)
PCE Concentration (15 feet)

Open symbol denotes non-detect value

SG-145
TCE AND PCE SOIL GAS CONCENTRATIONS OVER TIME
PARCEL 1
Former Ford Aeronutronic Property
Newport Beach, California

wsp	By: DMO	Proj. No. 8620397107.1.1G
	Date: 2/8/2023	Figure **H-1-119**

C:\temp\fnb\graphs_H-1-119_SG-145.grf

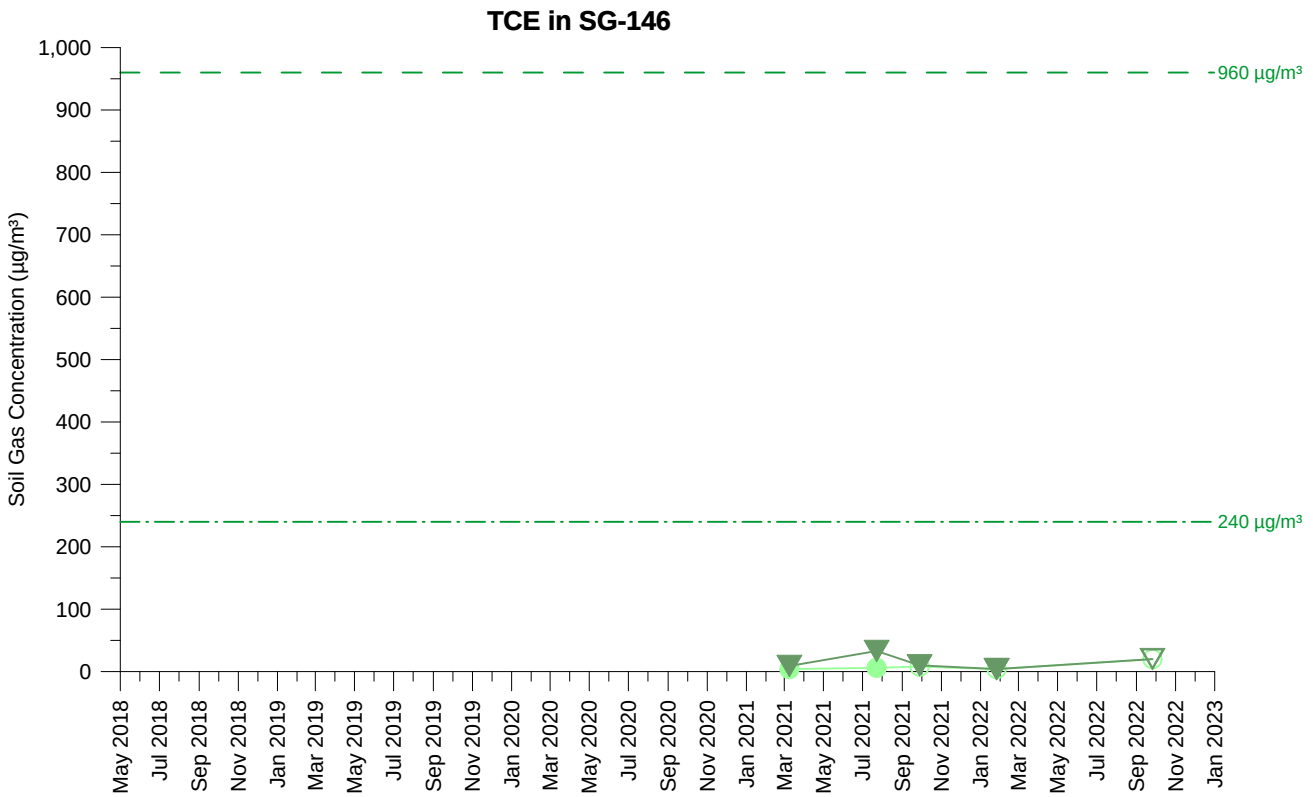

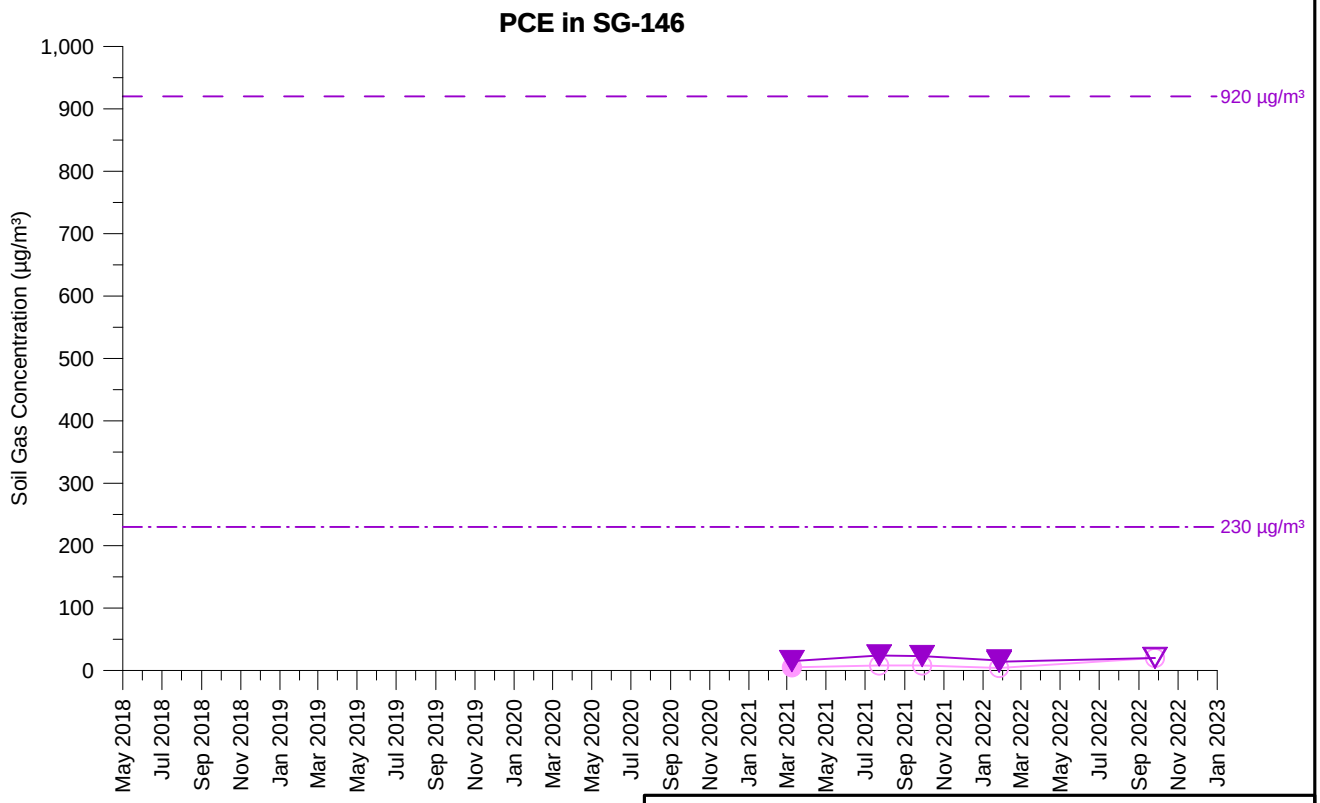

TCE Concentration (5 feet)
TCE Concentration (15 feet)
PCE Concentration (5 feet)
PCE Concentration (15 feet)

Open symbol denotes non-detect value

SG-146
TCE AND PCE SOIL GAS CONCENTRATIONS OVER TIME
PARCEL 1
Former Ford Aeronutronic Property
Newport Beach, California

wsp	By: DMO	Proj. No. 8620397107.1.1G
	Date: 2/8/2023	Figure **H-1-120**

C:\temp\fnb\graphs_H-1-120_SG-146.grf

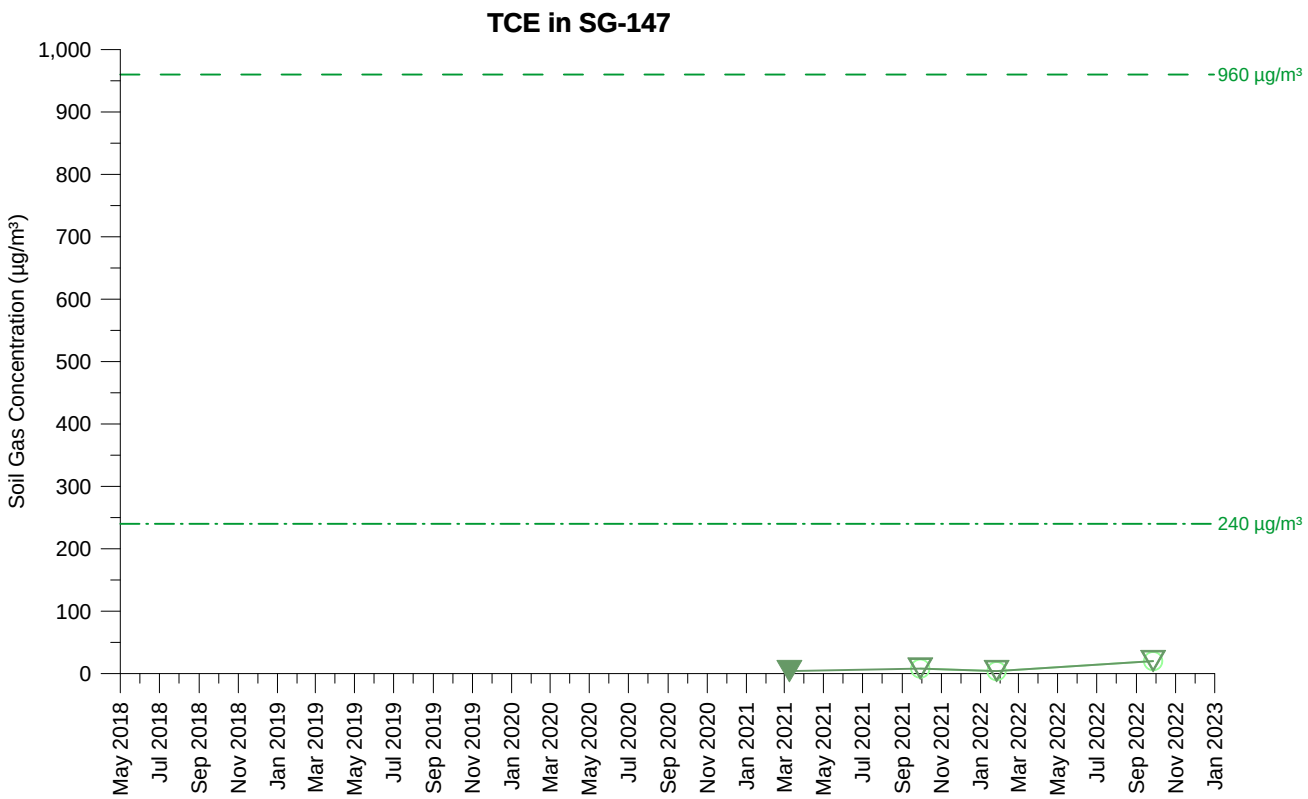

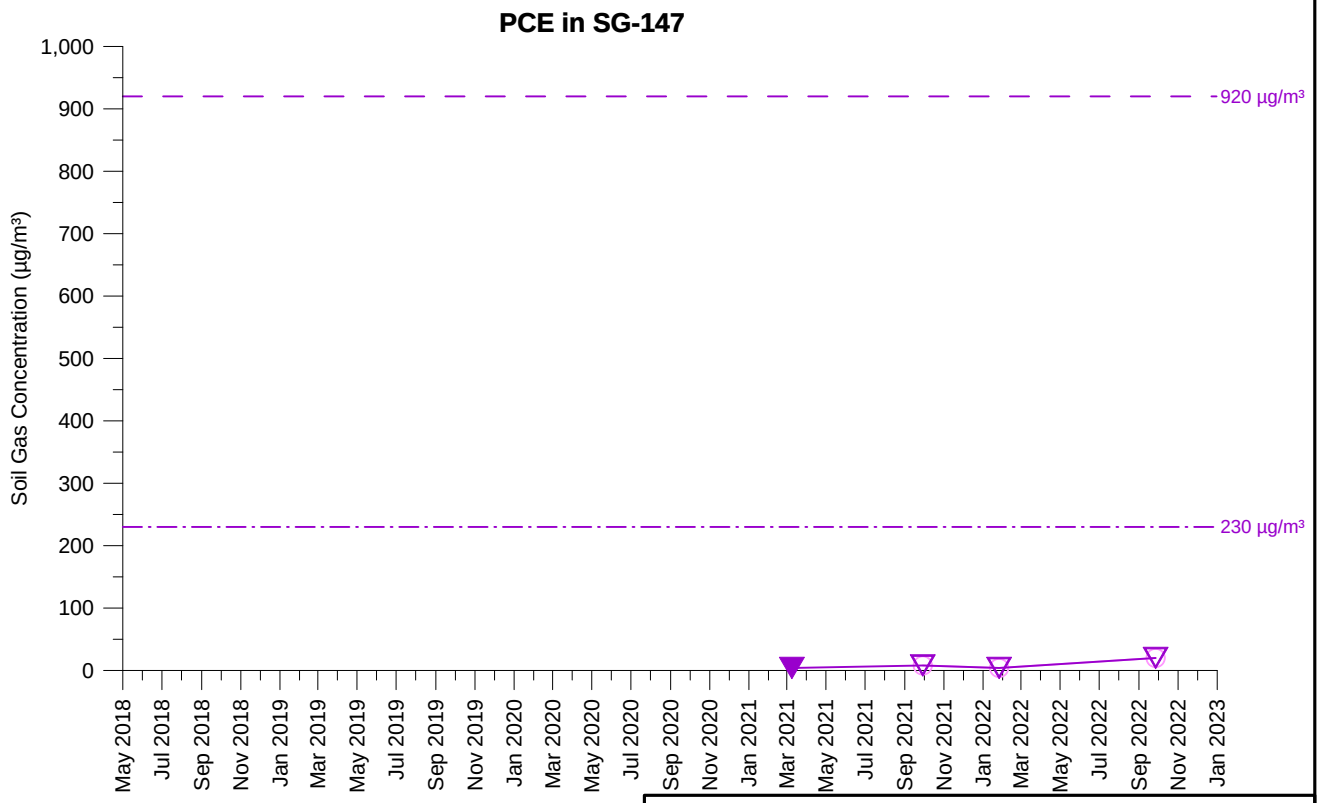

TCE Concentration (5 feet)
TCE Concentration (15 feet)
PCE Concentration (5 feet)
PCE Concentration (15 feet)

Open symbol denotes non-detect value

SG-147
TCE AND PCE SOIL GAS CONCENTRATIONS OVER TIME
PARCEL 1
Former Ford Aeronutronic Property
Newport Beach, California

wsp	By: DMO	Proj. No. 8620397107.1.1G
	Date: 2/8/2023	Figure **H-1-121**

C:\temp\fnb\graphs_H-1-121_SG-147.grf

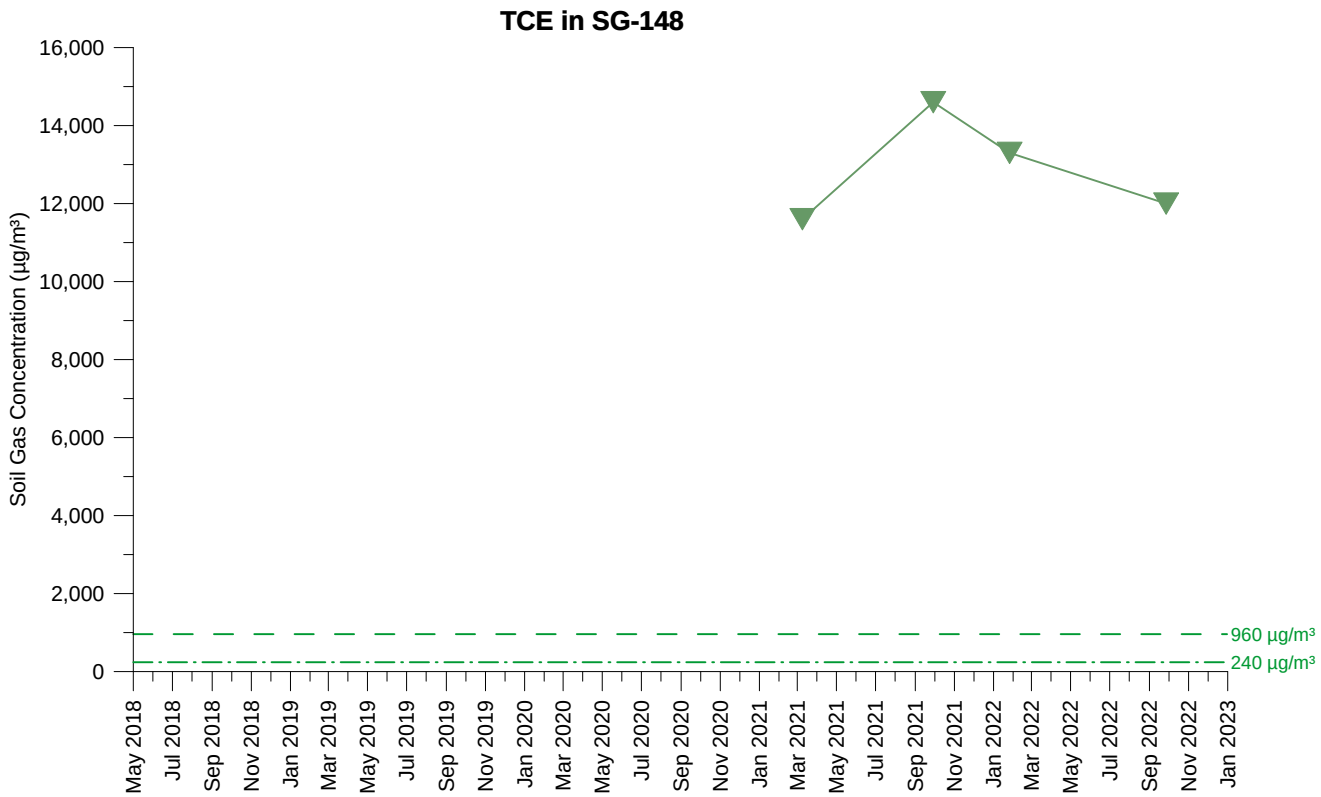

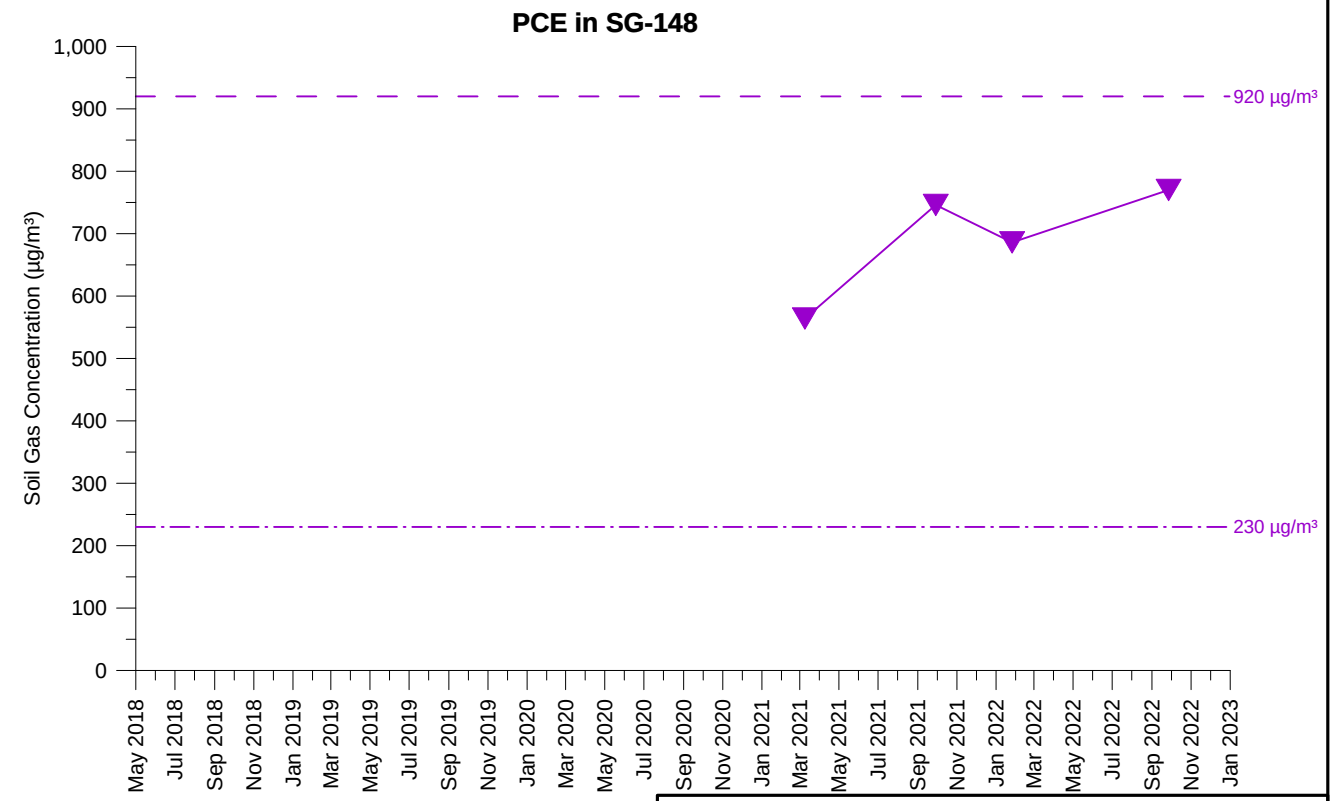

TCE Concentration (11 feet)

PCE Concentration (11 feet)

Open symbol denotes non-detect value

SG-148
TCE AND PCE SOIL GAS CONCENTRATIONS OVER TIME
PARCEL 1
Former Ford Aeronutronic Property
Newport Beach, California

wsp	By: DMO	Proj. No. 8620397107.1.1G
	Date: 2/8/2023	Figure **H-1-122**

C:\temp\fnb\graphs_H-1-122_SG-148.grf

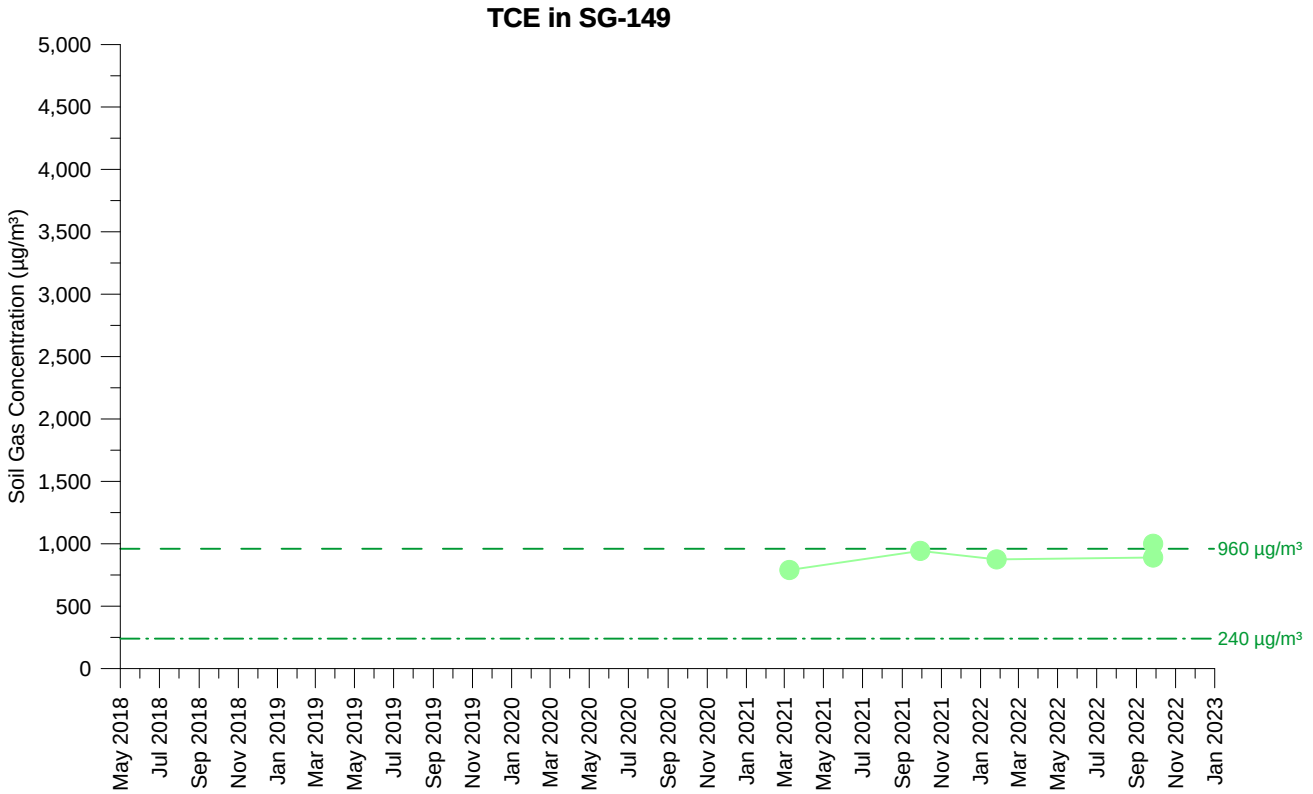

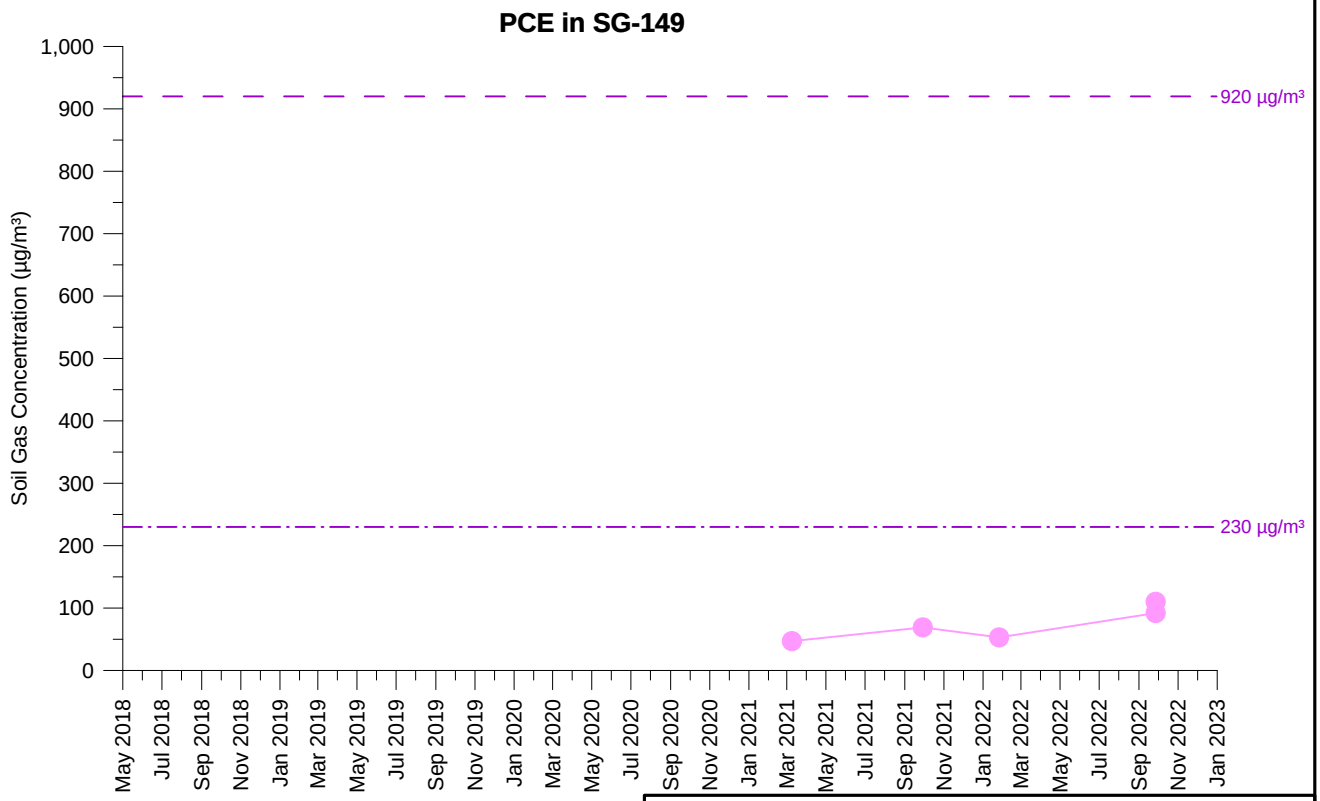

TCE Concentration (5 feet)

PCE Concentration (5 feet)

Open symbol denotes non-detect value

SG-149
TCE AND PCE SOIL GAS CONCENTRATIONS OVER TIME
PARCEL 1
Former Ford Aeronutronic Property
Newport Beach, California

wsp	By: DMO	Proj. No. 8620397107.1.1G
	Date: 2/8/2023	Figure **H-1-123**

C:\temp\fnb\graphs_H-1-123_SG-149.grf

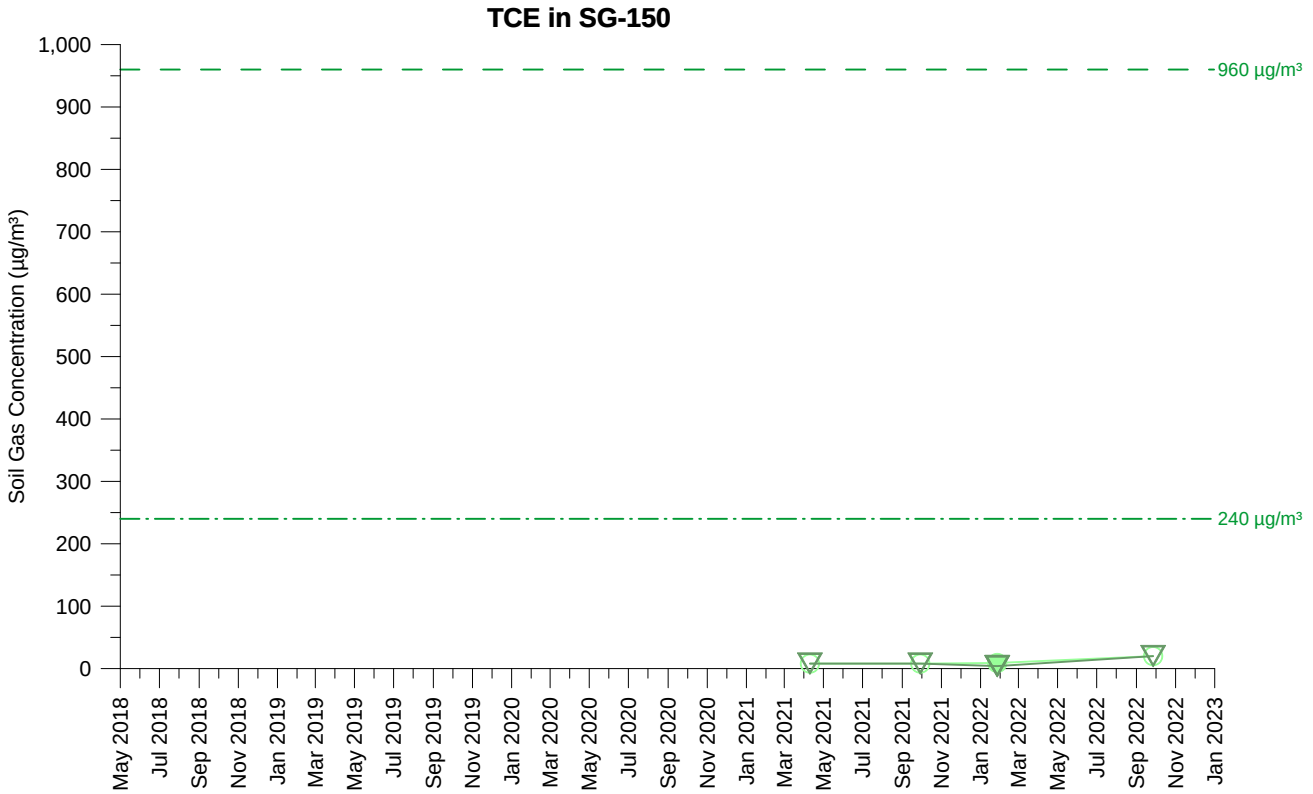

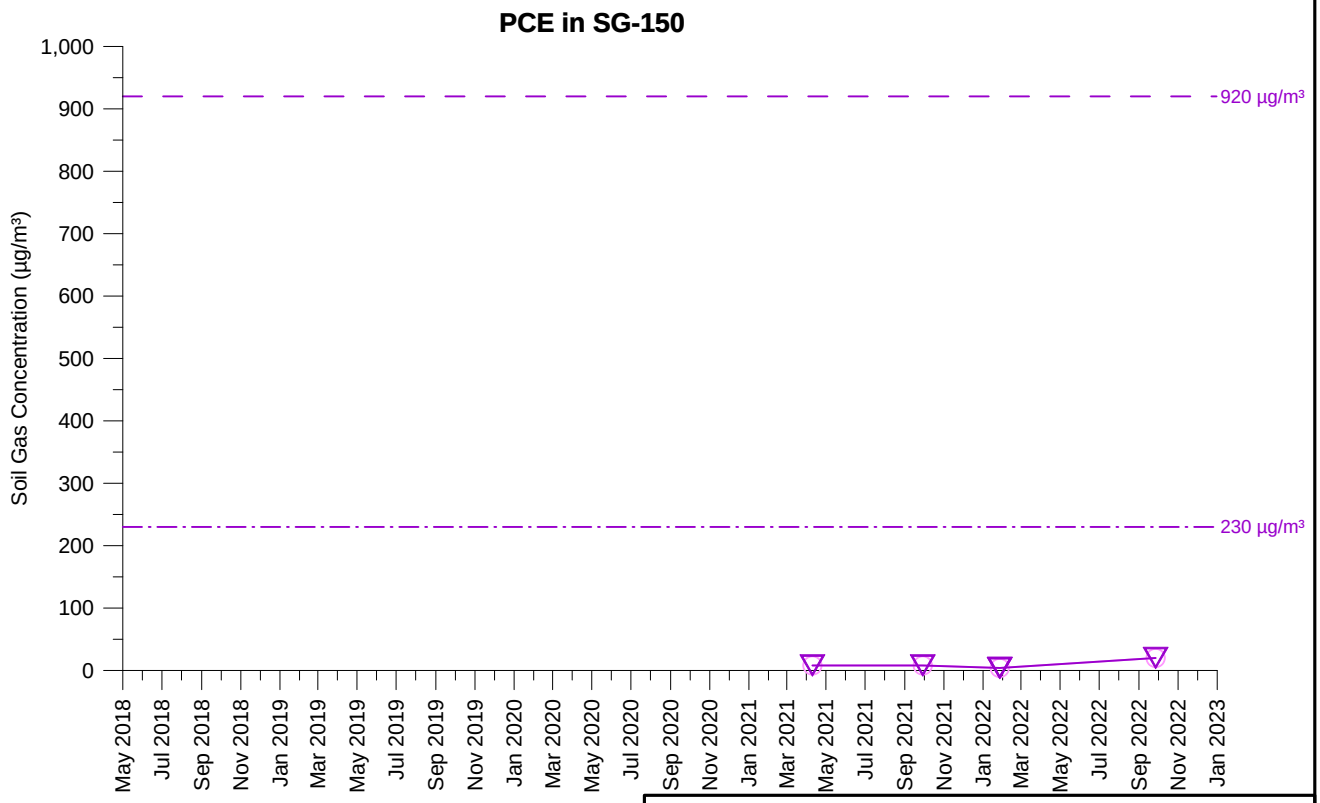

TCE Concentration (5 feet)
TCE Concentration (14.5 feet)
PCE Concentration (5 feet)
PCE Concentration (14.5 feet)
Open symbol denotes non-detect value

SG-150
TCE AND PCE SOIL GAS CONCENTRATIONS OVER TIME
PARCEL 1
Former Ford Aeronutronic Property
Newport Beach, California

wsp	By: DMO	Proj. No. 8620397107.1.1G
	Date: 2/8/2023	Figure **H-1-124**

C:\temp\fnb\graphs_H-1-124_SG-150.grf

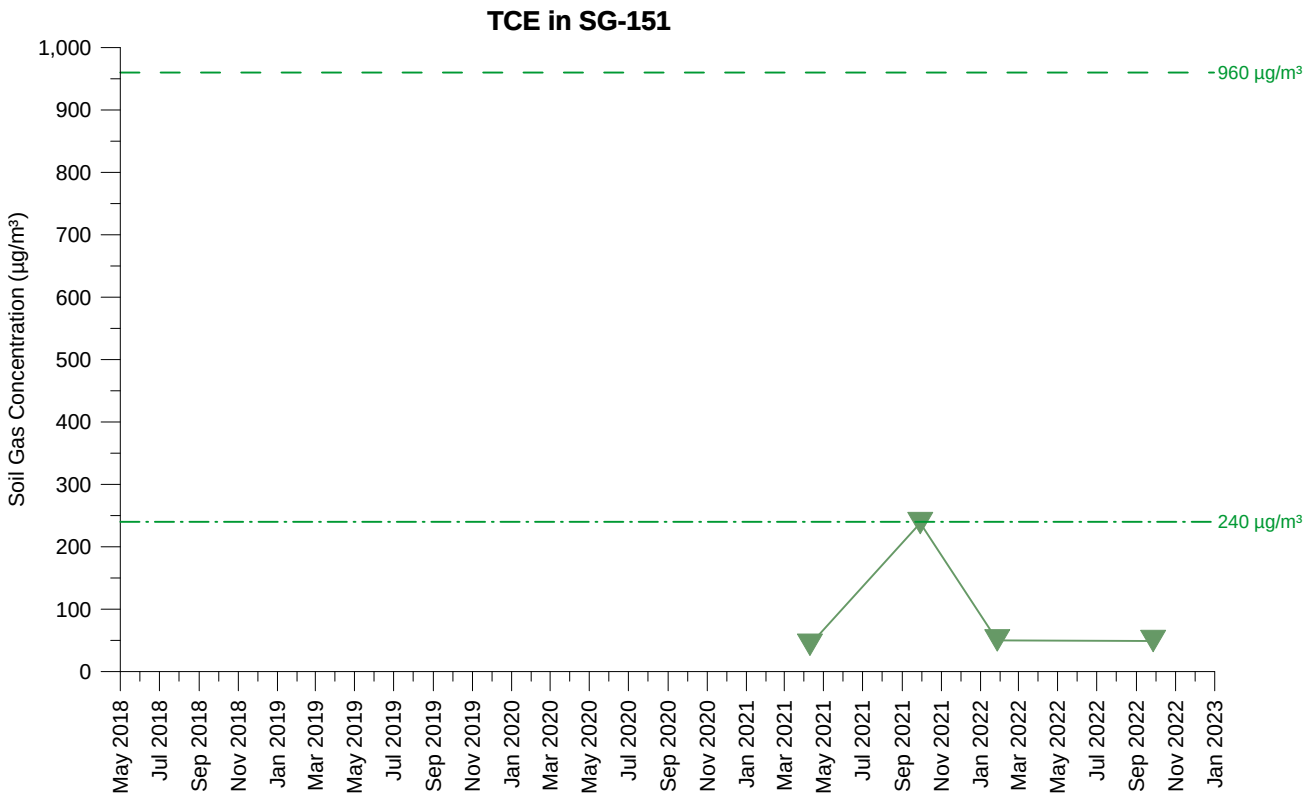

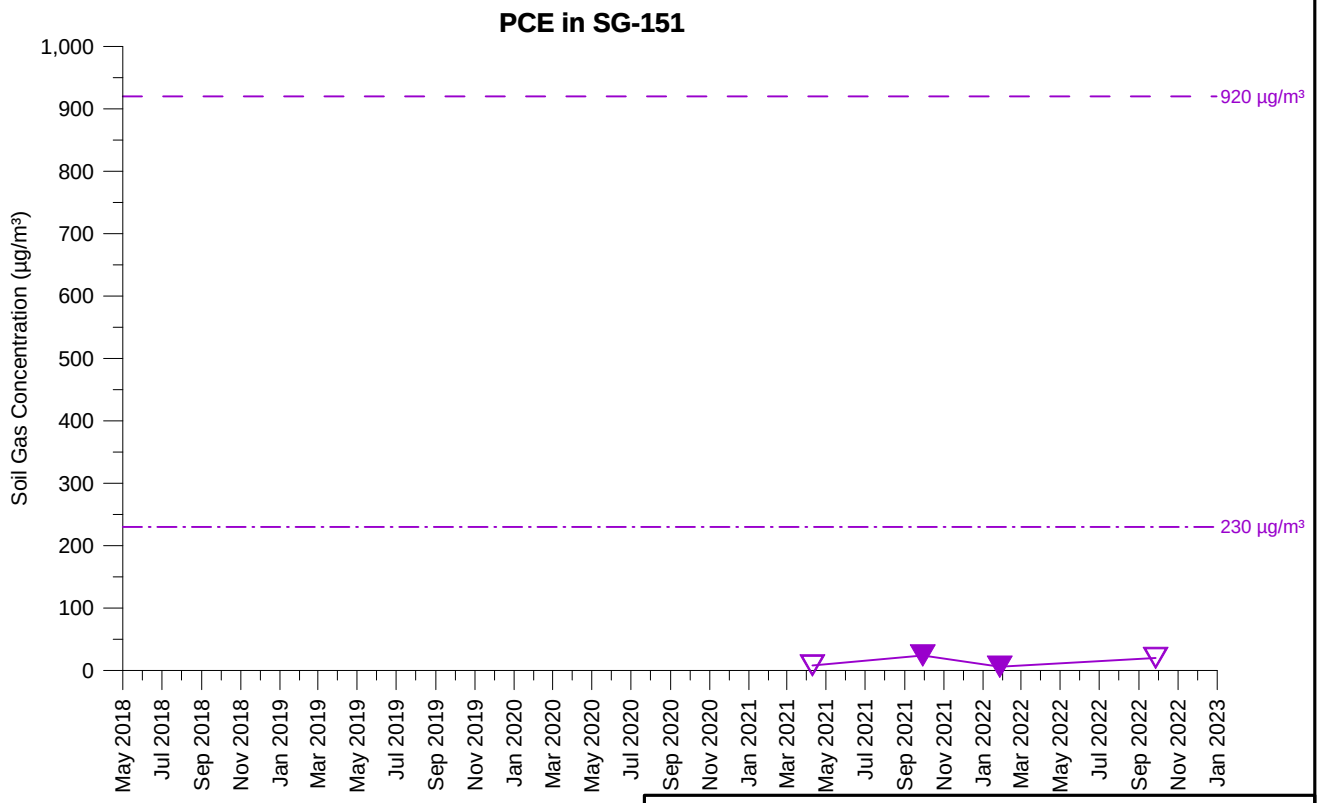

TCE Concentration (12.5 feet)

PCE Concentration (12.5 feet)

Open symbol denotes non-detect value

SG-151
TCE AND PCE SOIL GAS CONCENTRATIONS OVER TIME
PARCEL 1
Former Ford Aeronutronic Property
Newport Beach, California

wsp	By: DMO	Proj. No. 8620397107.1.1G
	Date: 2/8/2023	Figure **H-1-125**

C:\temp\fnb\graphs_H-1-125_SG-151.grf

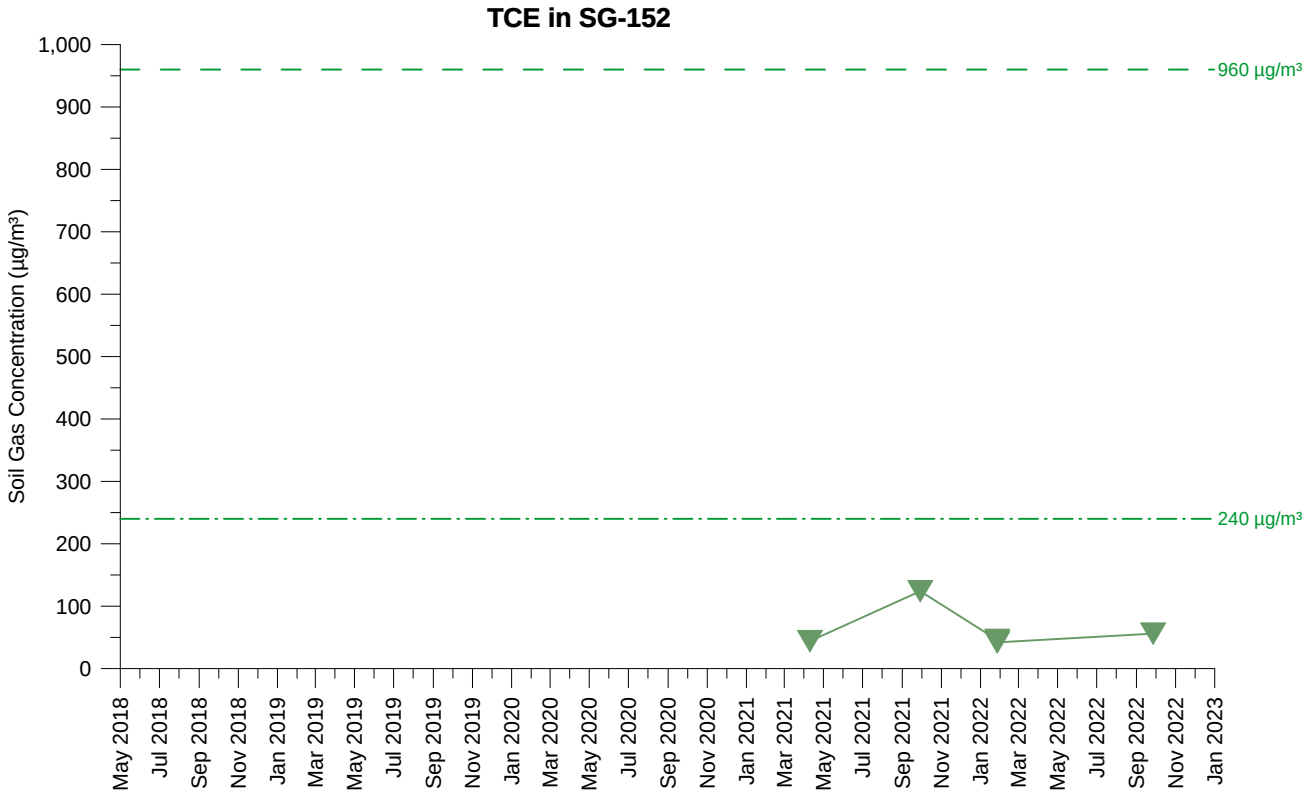

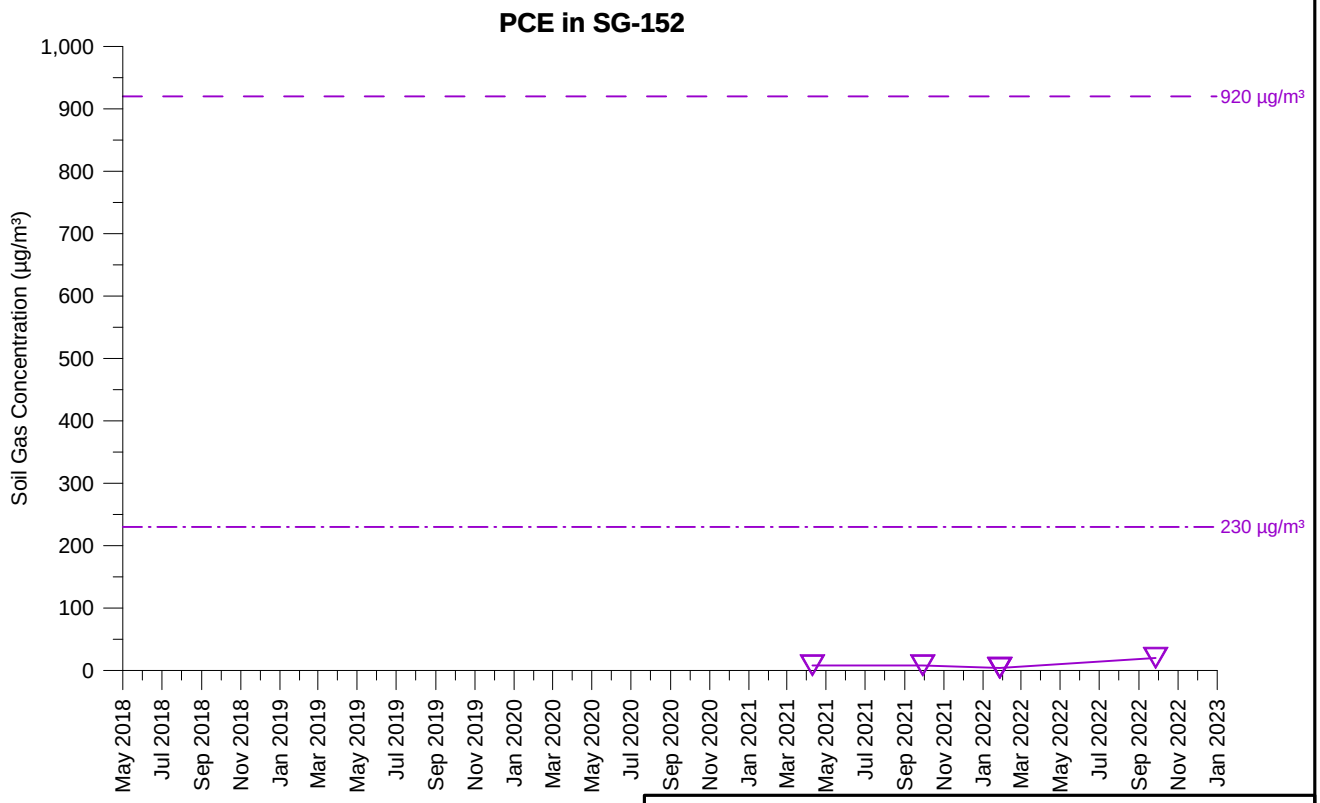

TCE Concentration (12.5 feet)

PCE Concentration (12.5 feet)

Open symbol denotes non-detect value

SG-152
TCE AND PCE SOIL GAS CONCENTRATIONS OVER TIME
PARCEL 1
Former Ford Aeronutronic Property
Newport Beach, California

wsp	By: DMO	Proj. No. 8620397107.1.1G
	Date: 2/8/2023	Figure **H-1-126**

C:\temp\fnb\graphs_H-1-126_SG-152.grf

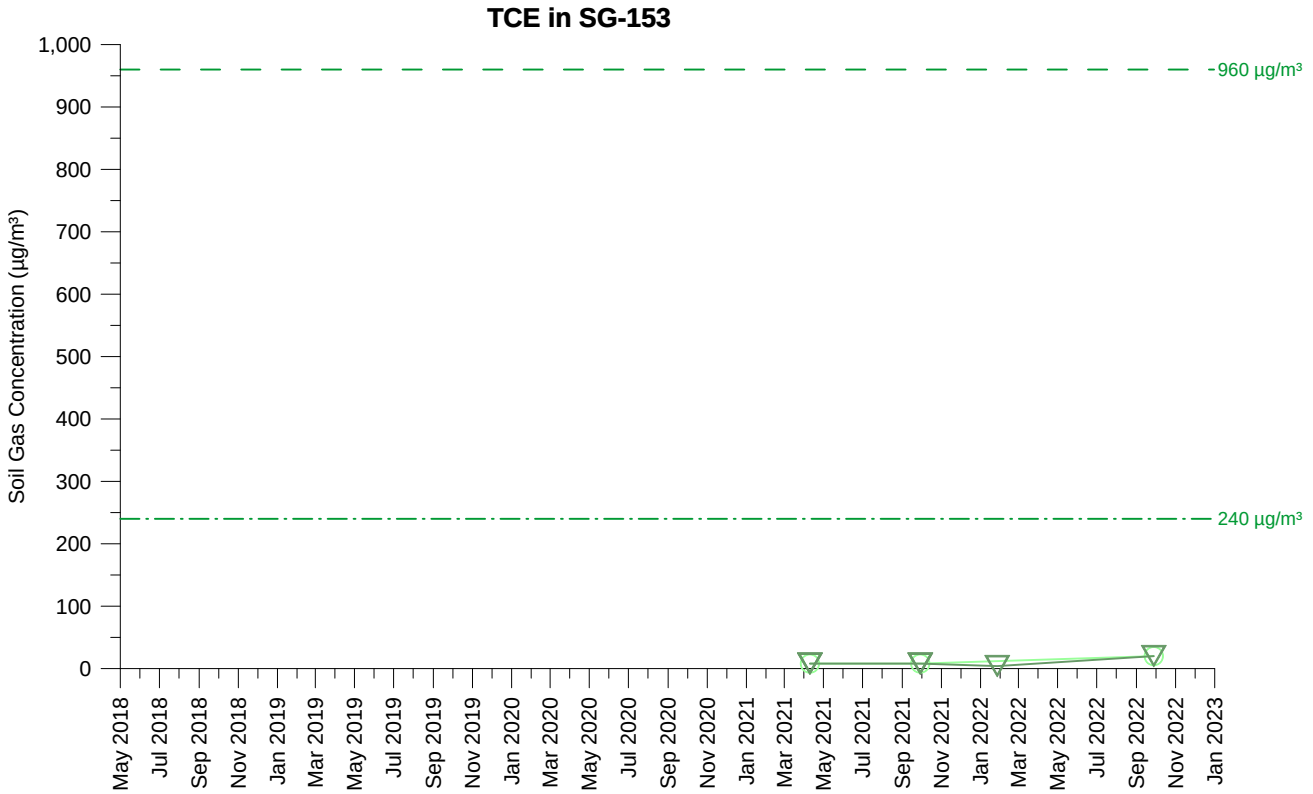

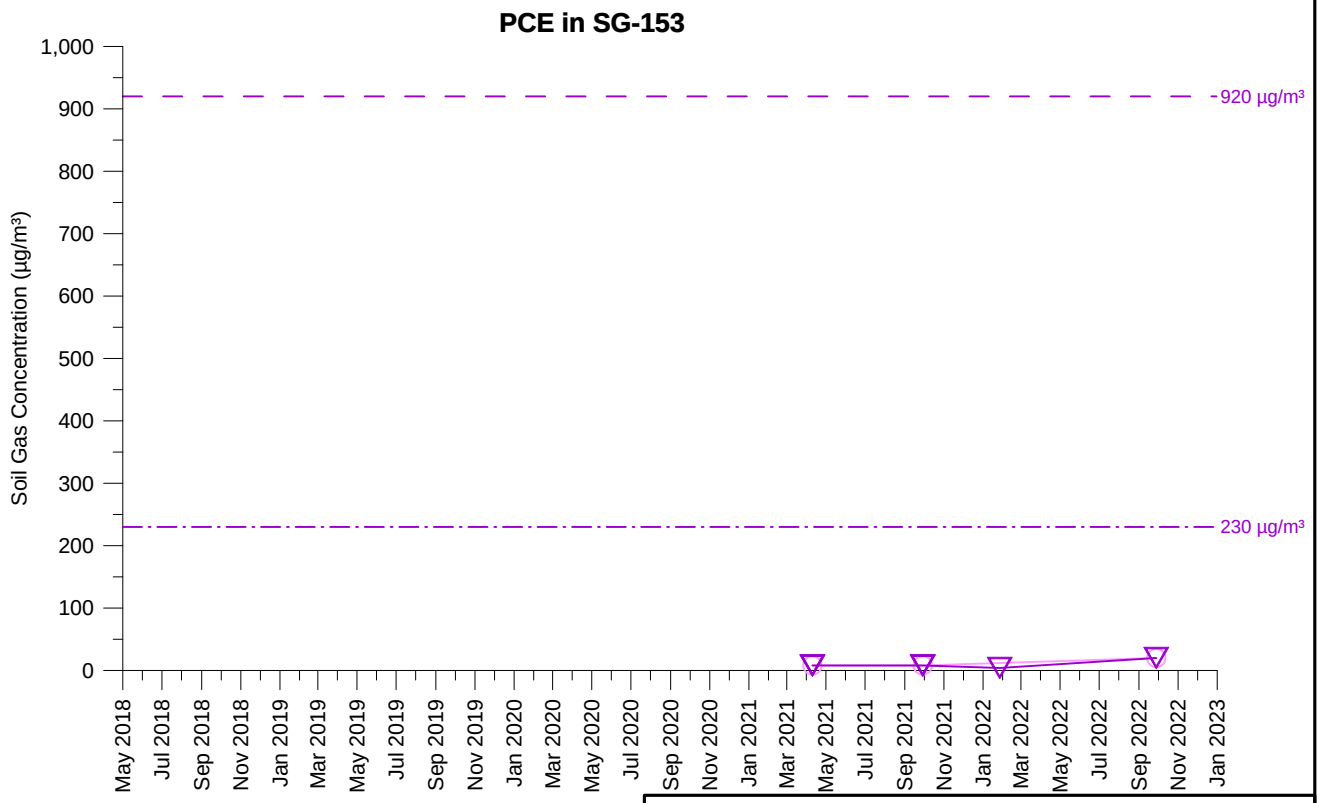

TCE Concentration (5 feet)
TCE Concentration (11.5 feet)
PCE Concentration (5 feet)
PCE Concentration (11.5 feet)
Open symbol denotes non-detect value

SG-153
TCE AND PCE SOIL GAS CONCENTRATIONS OVER TIME
PARCEL 1
Former Ford Aeronutronic Property
Newport Beach, California

wsp	By: DMO	Proj. No. 8620397107.1.1G
	Date: 2/8/2023	Figure **H-1-127**

C:\temp\fnb\graphs_H-1-127_SG-153.grf

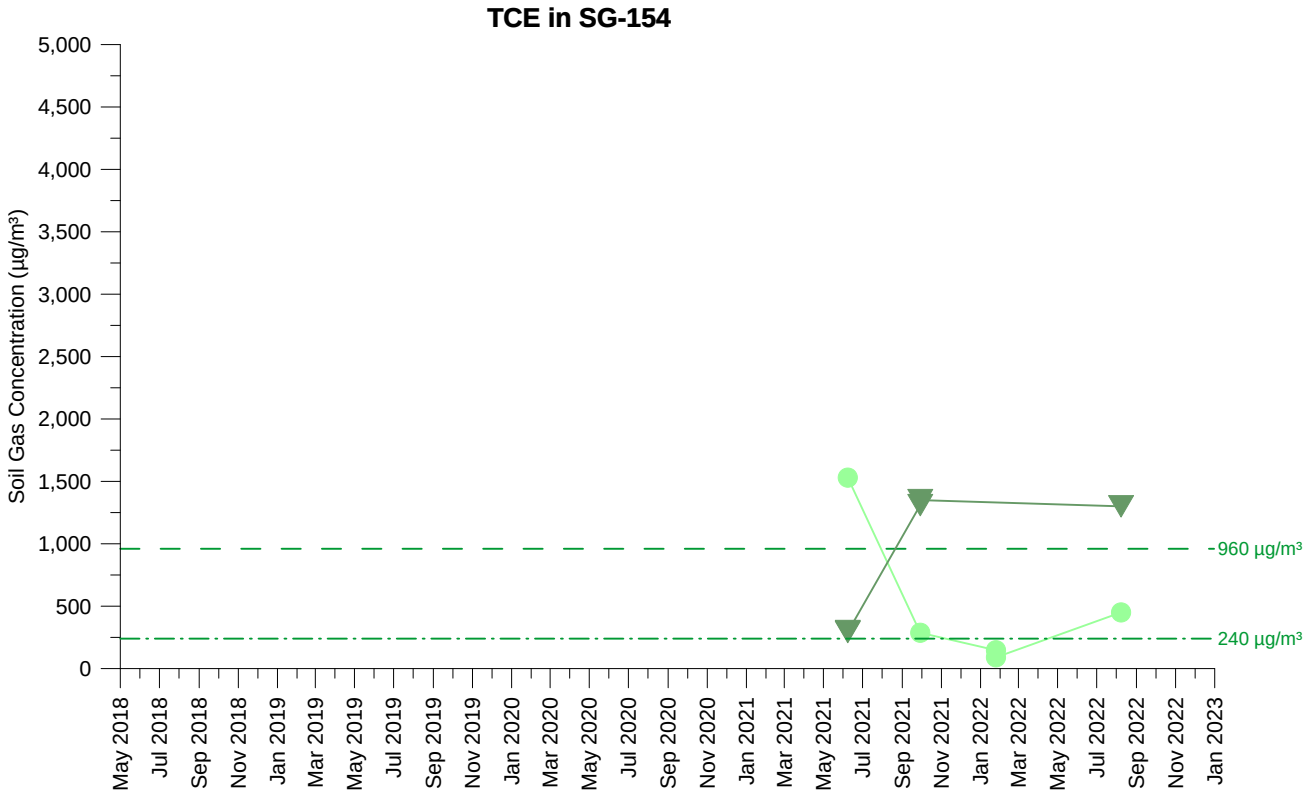

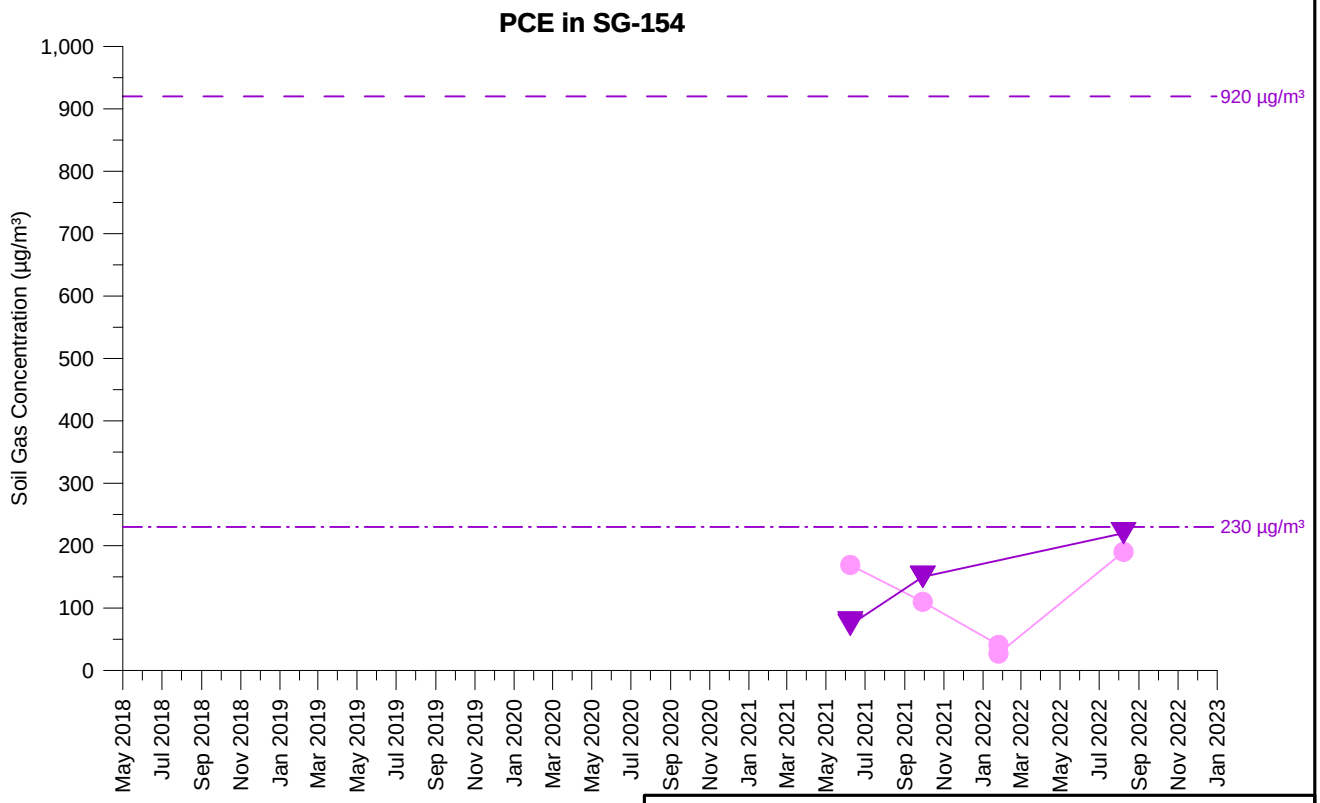

TCE Concentration (5 feet)
TCE Concentration (9.5 feet)
PCE Concentration (5 feet)
PCE Concentration (9.5 feet)

Open symbol denotes non-detect value

SG-154
TCE AND PCE SOIL GAS CONCENTRATIONS OVER TIME
RIGHT OF WAY
Former Ford Aeronutronic Property
Newport Beach, California

wsp	By: DMO	Proj. No. 8620397107.1.1G
	Date: 2/8/2023	Figure **H-1-128**

C:\temp\fnb\graphs_H-1-128_SG-154.grf

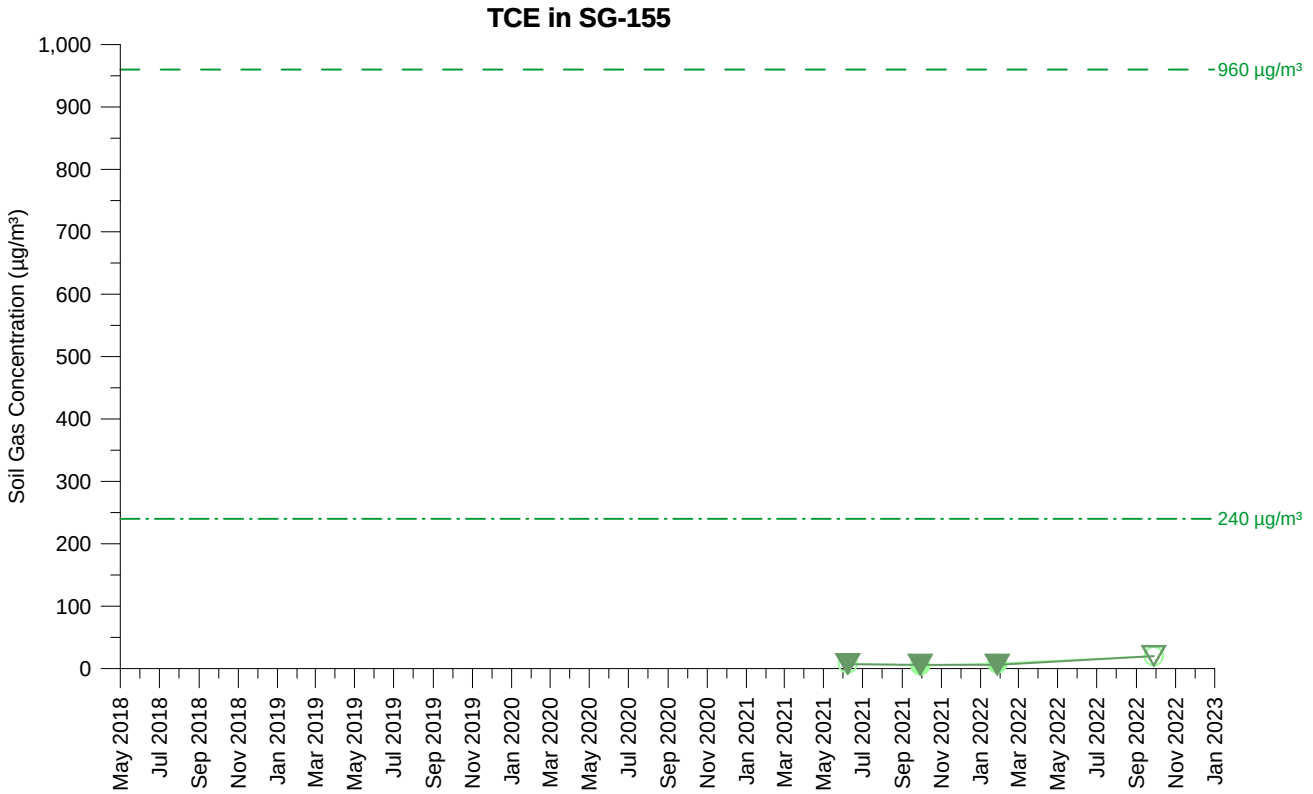

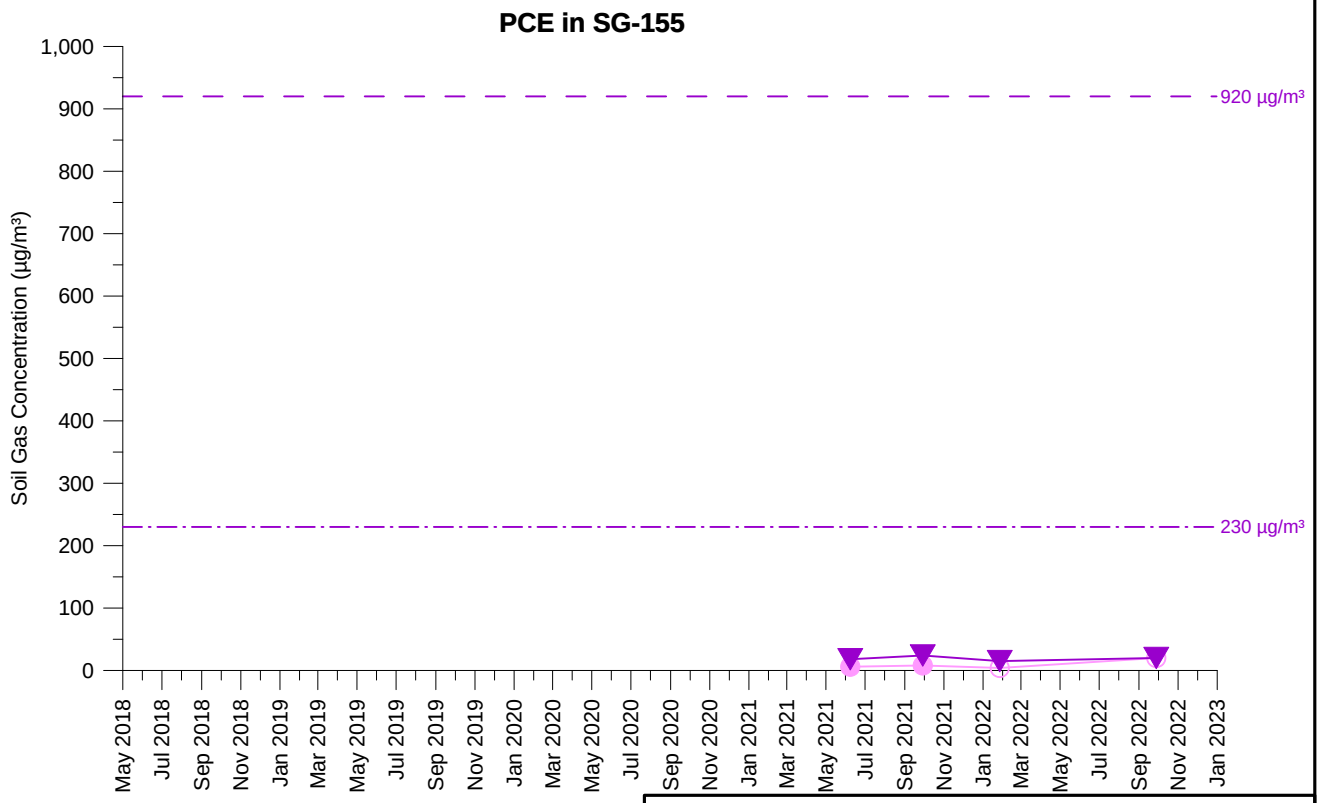

TCE Concentration (5 feet)
TCE Concentration (9.5 feet)
PCE Concentration (5 feet)
PCE Concentration (9.5 feet)

Open symbol denotes non-detect value

SG-155
TCE AND PCE SOIL GAS CONCENTRATIONS OVER TIME
PARCEL 1
Former Ford Aeronutronic Property
Newport Beach, California

wsp	By: DMO	Proj. No. 8620397107.1.1G
	Date: 2/8/2023	Figure **H-1-129**

C:\temp\fnb\graphs_H-1-129_SG-155.grf

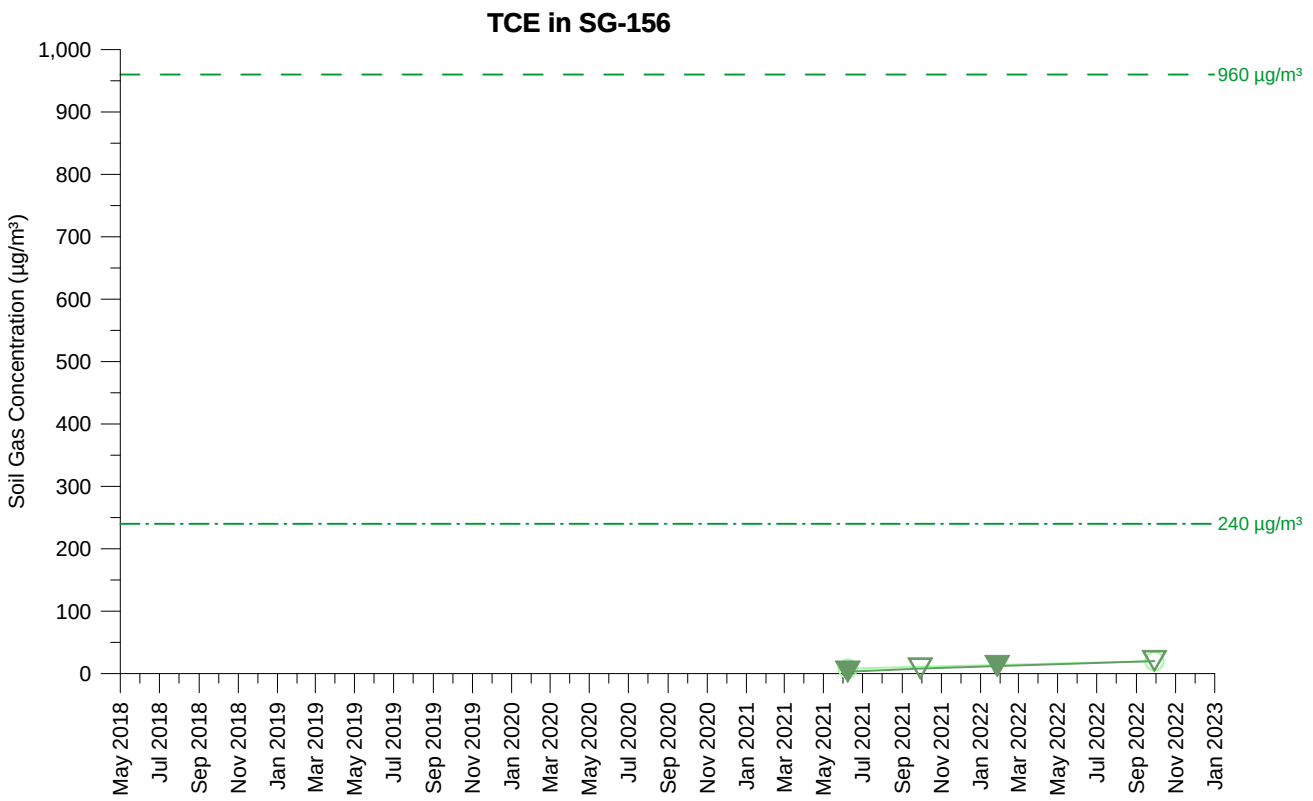

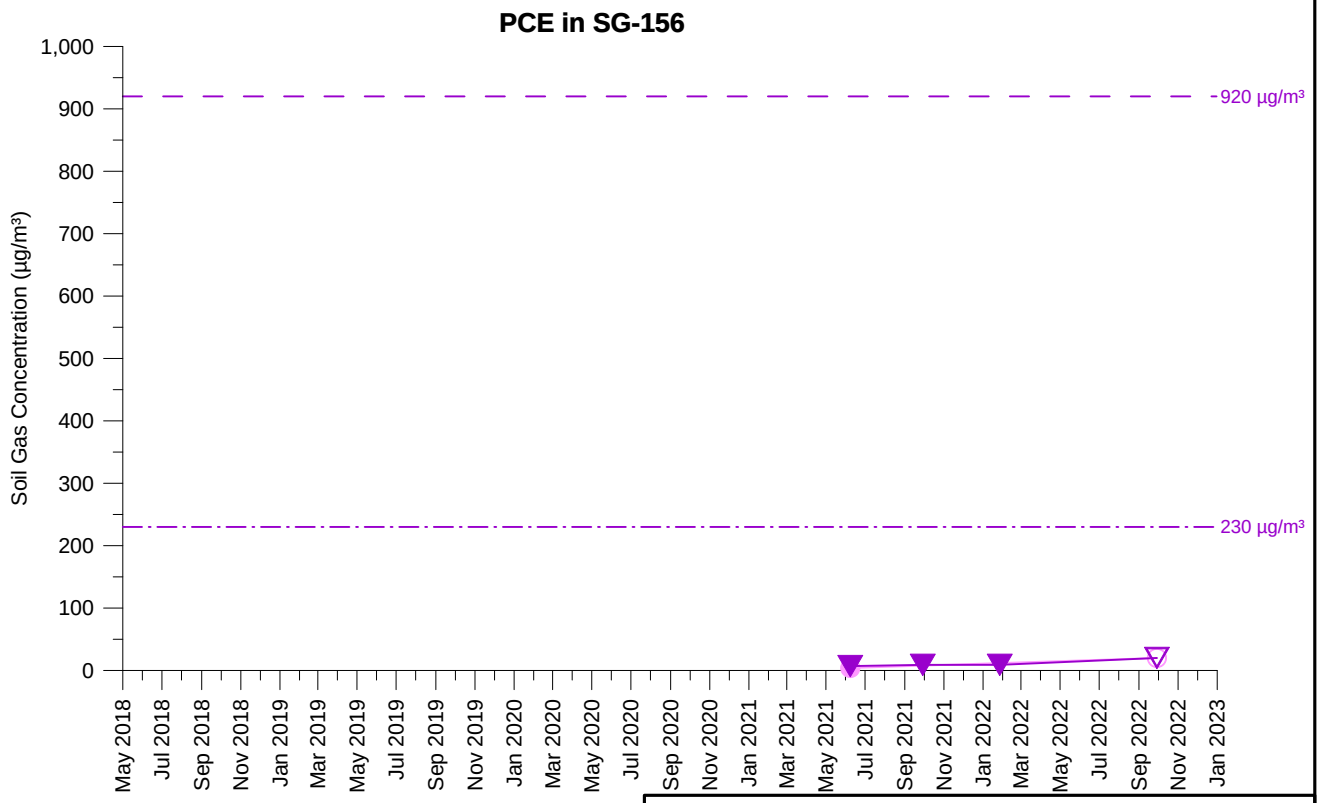

TCE Concentration (5 feet)
TCE Concentration (15 feet)
PCE Concentration (5 feet)
PCE Concentration (15 feet)
Open symbol denotes non-detect value

SG-156
TCE AND PCE SOIL GAS CONCENTRATIONS OVER TIME
PARCEL 1
Former Ford Aeronutronic Property
Newport Beach, California

wsp	By: DMO	Proj. No. 8620397107.1.1G
	Date: 2/8/2023	Figure **H-1-130**

C:\temp\fnb\graphs_H-1-130_SG-156.grf

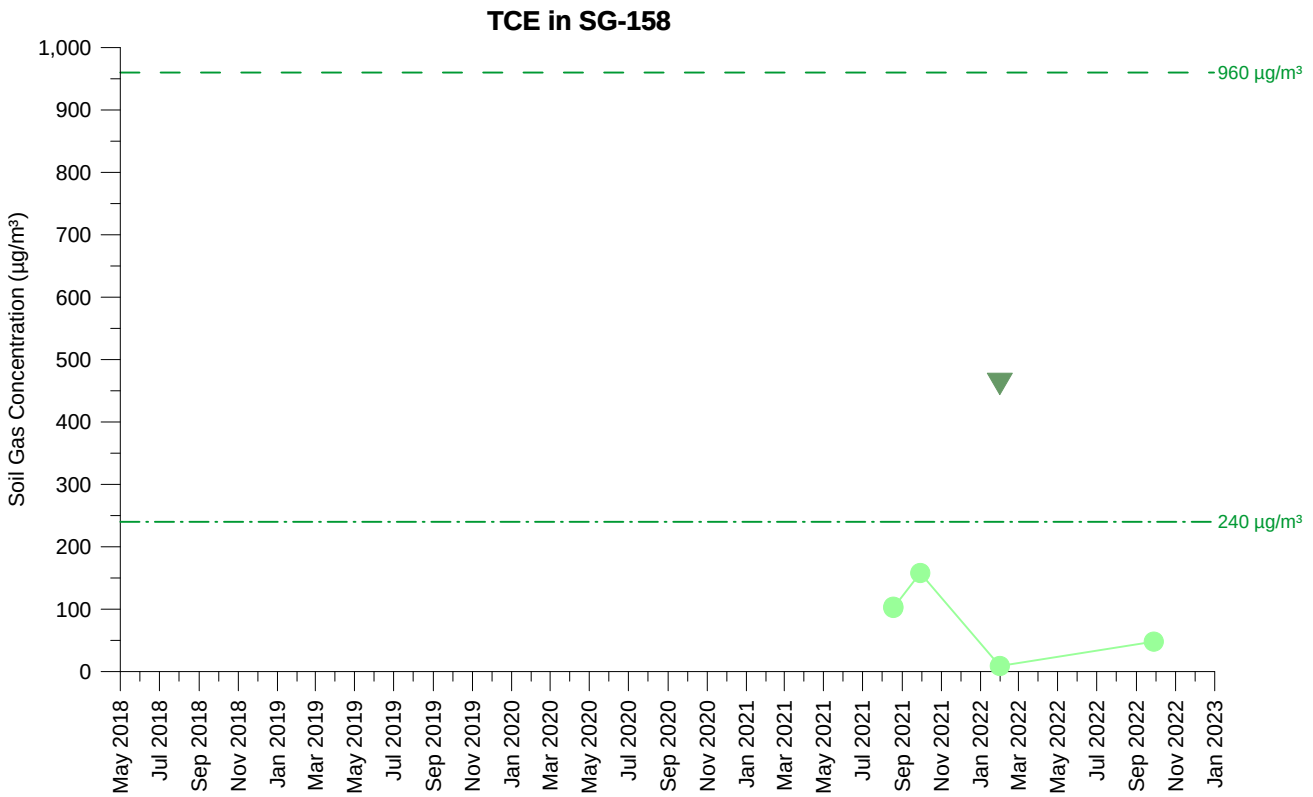

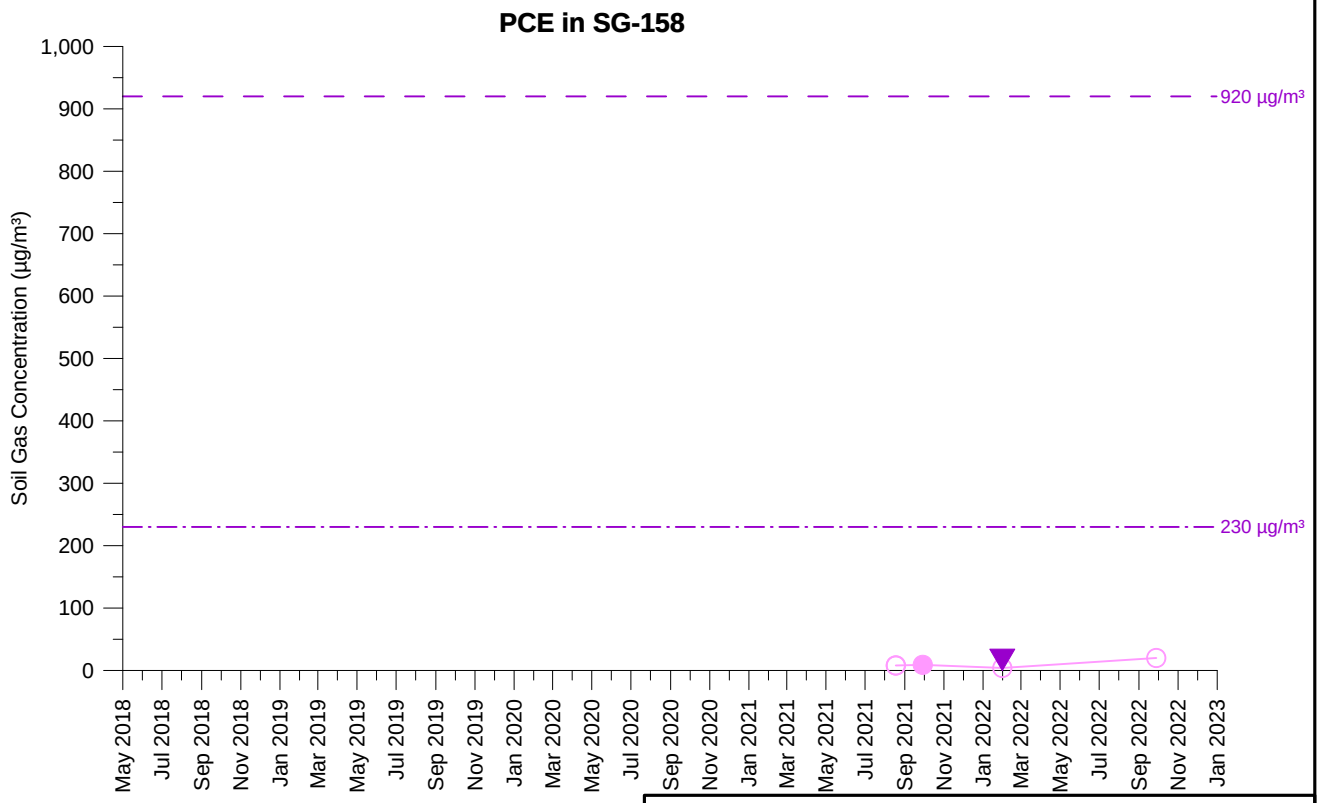

TCE Concentration (5.5 feet)
TCE Concentration (10.5 feet)
PCE Concentration (5.5 feet)
PCE Concentration (10.5 feet)
Open symbol denotes non-detect value

SG-158
TCE AND PCE SOIL GAS CONCENTRATIONS OVER TIME
PARCEL 1
Former Ford Aeronutronic Property
Newport Beach, California

wsp	By: DMO	Proj. No. 8620397107.1.1G
	Date: 2/8/2023	Figure **H-1-131**

C:\temp\fnb\graphs_H-1-131_SG-158.grf

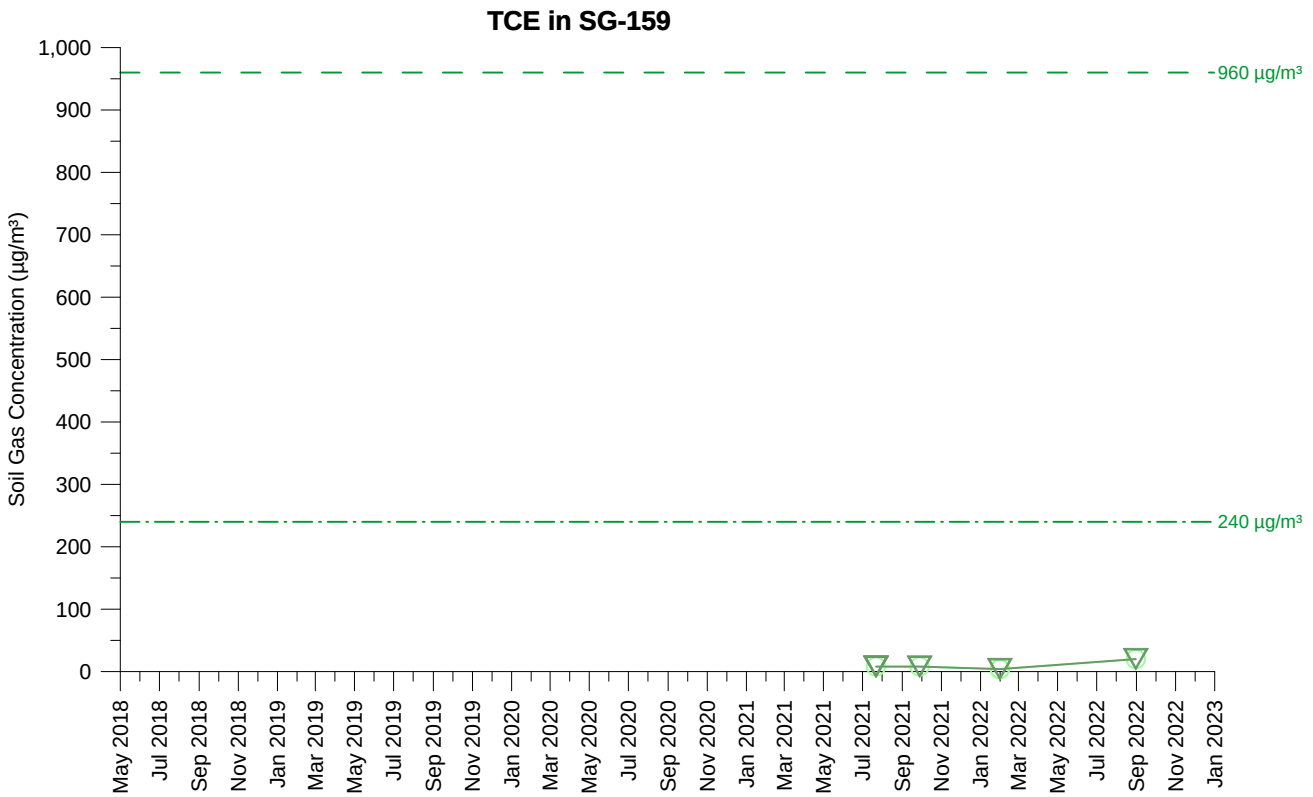

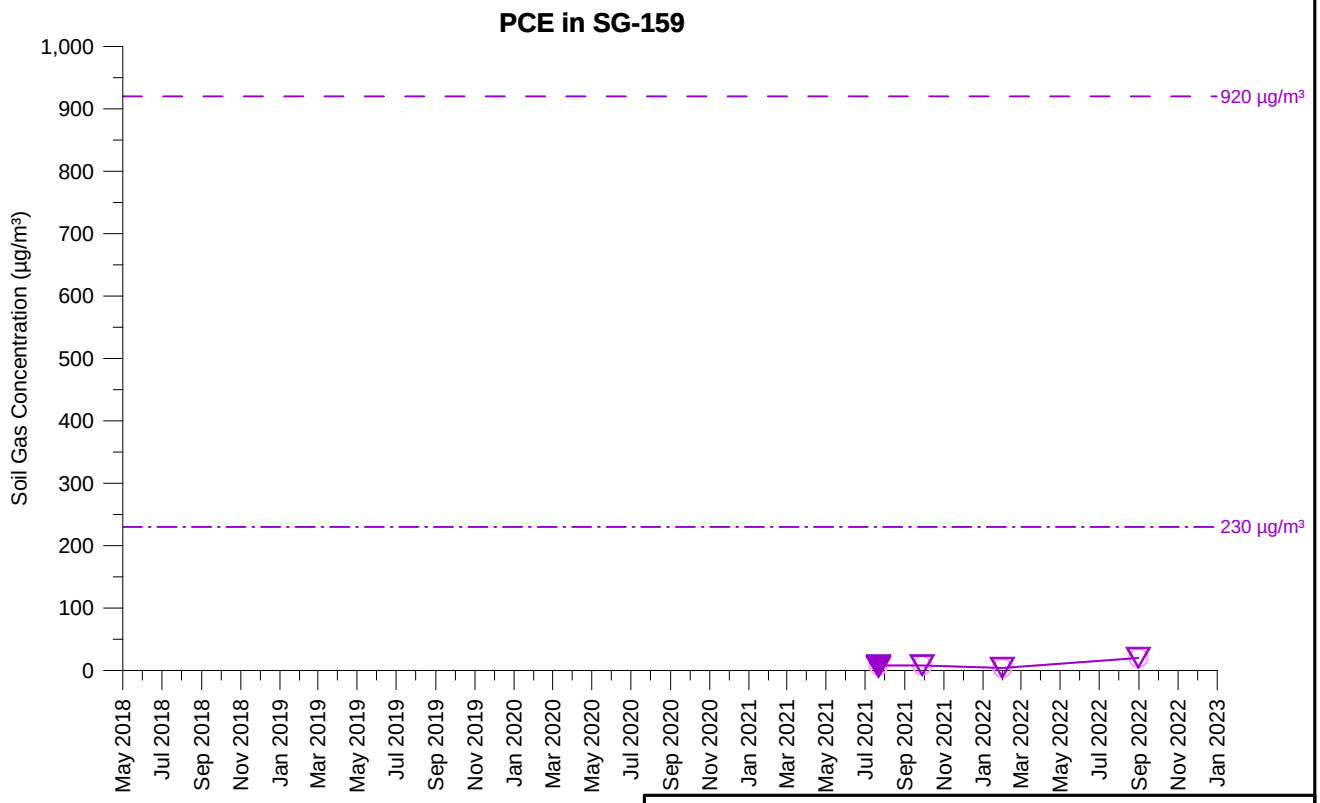

TCE Concentration (5 feet)
TCE Concentration (15 feet)
PCE Concentration (5 feet)
PCE Concentration (15 feet)

Open symbol denotes non-detect value

SG-159
TCE AND PCE SOIL GAS CONCENTRATIONS OVER TIME
PARCEL 11
Former Ford Aeronutronic Property
Newport Beach, California

wsp	By: DMO	Proj. No. 8620397107.1.1G
	Date: 2/8/2023	Figure **H-1-132**

C:\temp\fnb\graphs_H-1-132_SG-159.grf

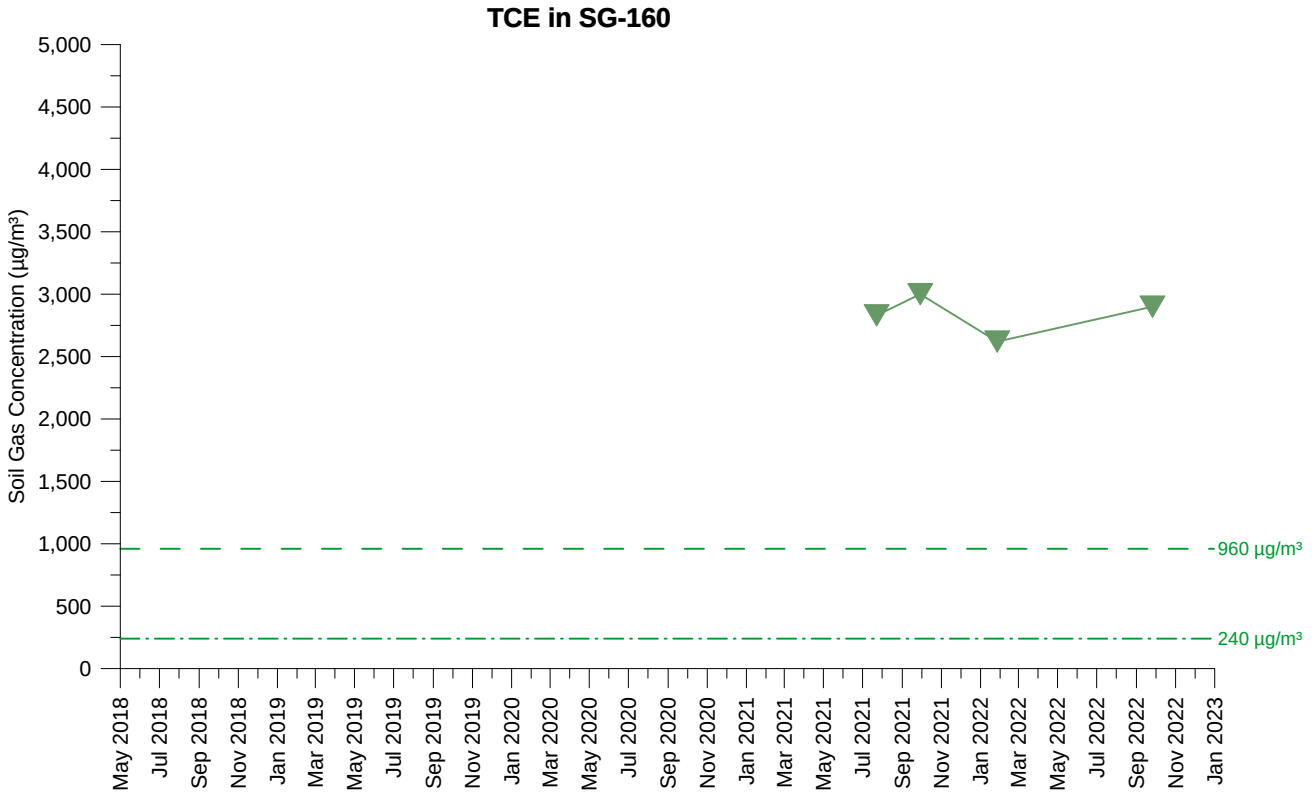

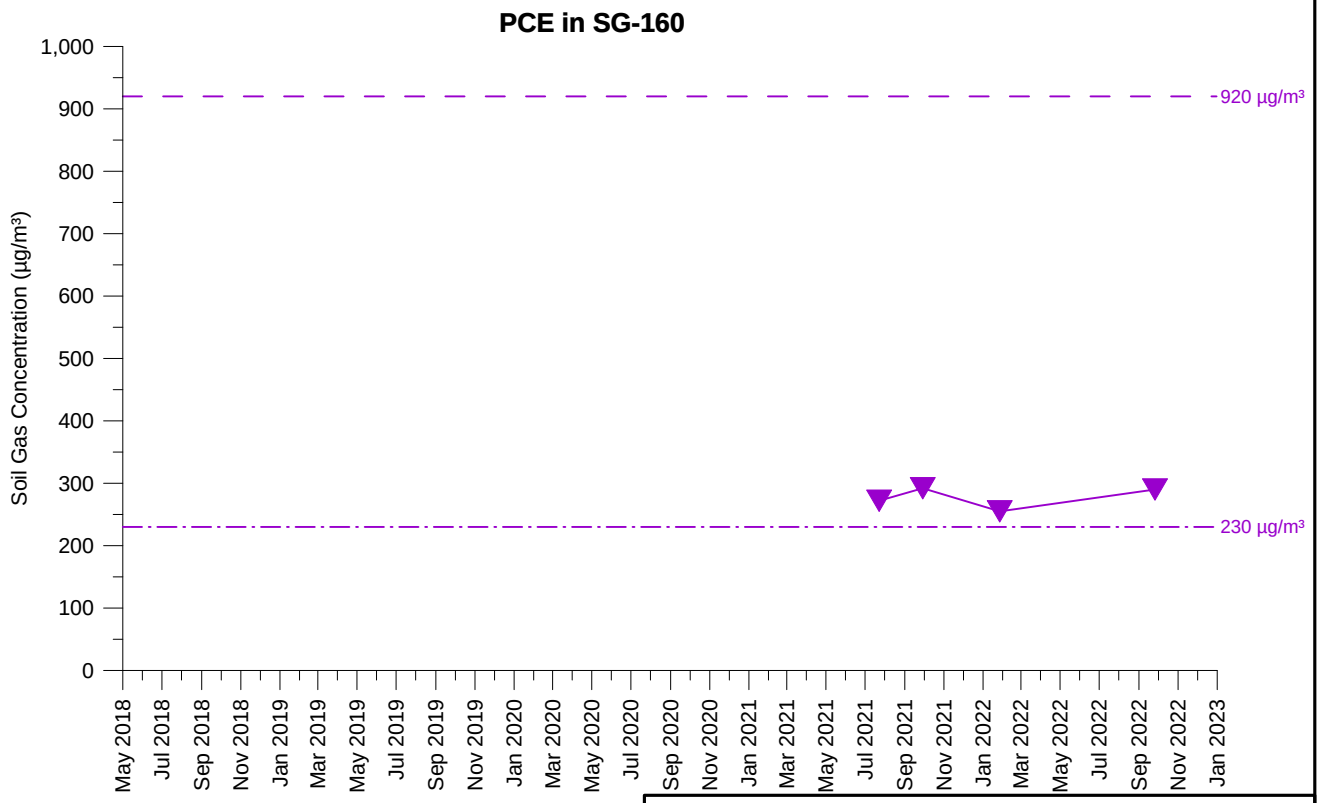

TCE Concentration (22.5 feet)

PCE Concentration (22.5 feet)

Open symbol denotes non-detect value

SG-160
TCE AND PCE SOIL GAS CONCENTRATIONS OVER TIME
PARCEL 1
Former Ford Aeronutronic Property
Newport Beach, California

wsp	By: DMO	Proj. No. 8620397107.1.1G
	Date: 2/8/2023	Figure **H-1-133**

C:\temp\fnb\graphs_H-1-133_SG-160.grf

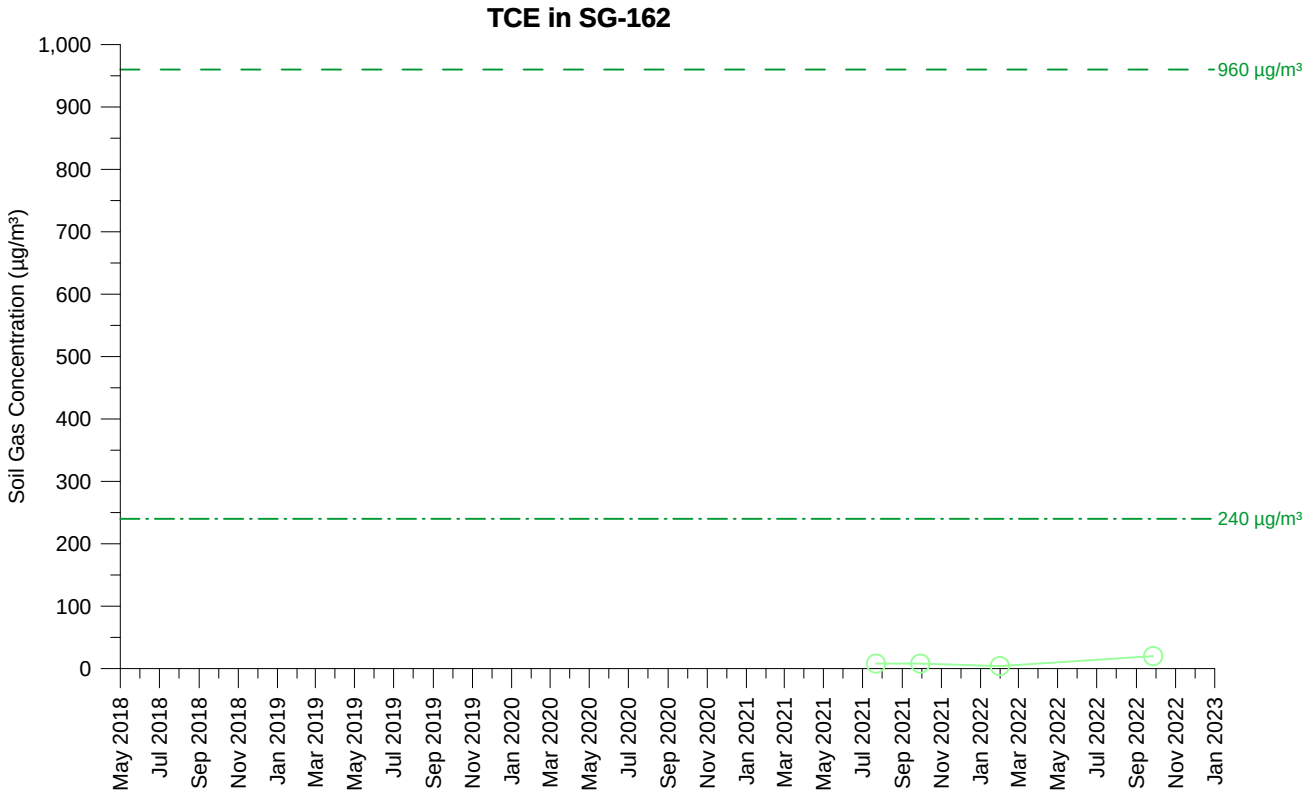

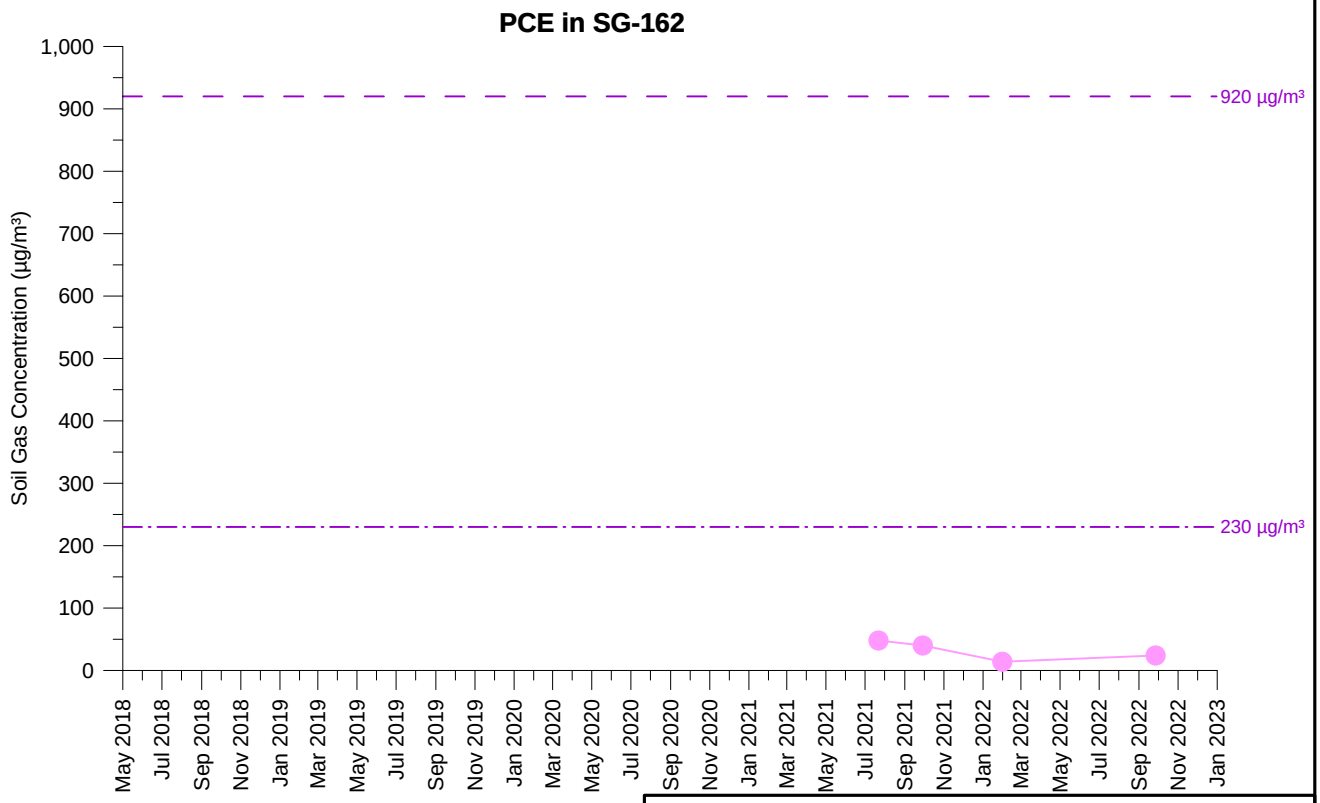

TCE Concentration (4.5 feet)

PCE Concentration (4.5 feet)

Open symbol denotes non-detect value

SG-162
TCE AND PCE SOIL GAS CONCENTRATIONS OVER TIME
RIGHT OF WAY
Former Ford Aeronutronic Property
Newport Beach, California

wsp	By: DMO	Proj. No. 8620397107.1.1G
	Date: 2/8/2023	Figure **H-1-134**

C:\temp\fnb\graphs_H-1-134_SG-162.grf

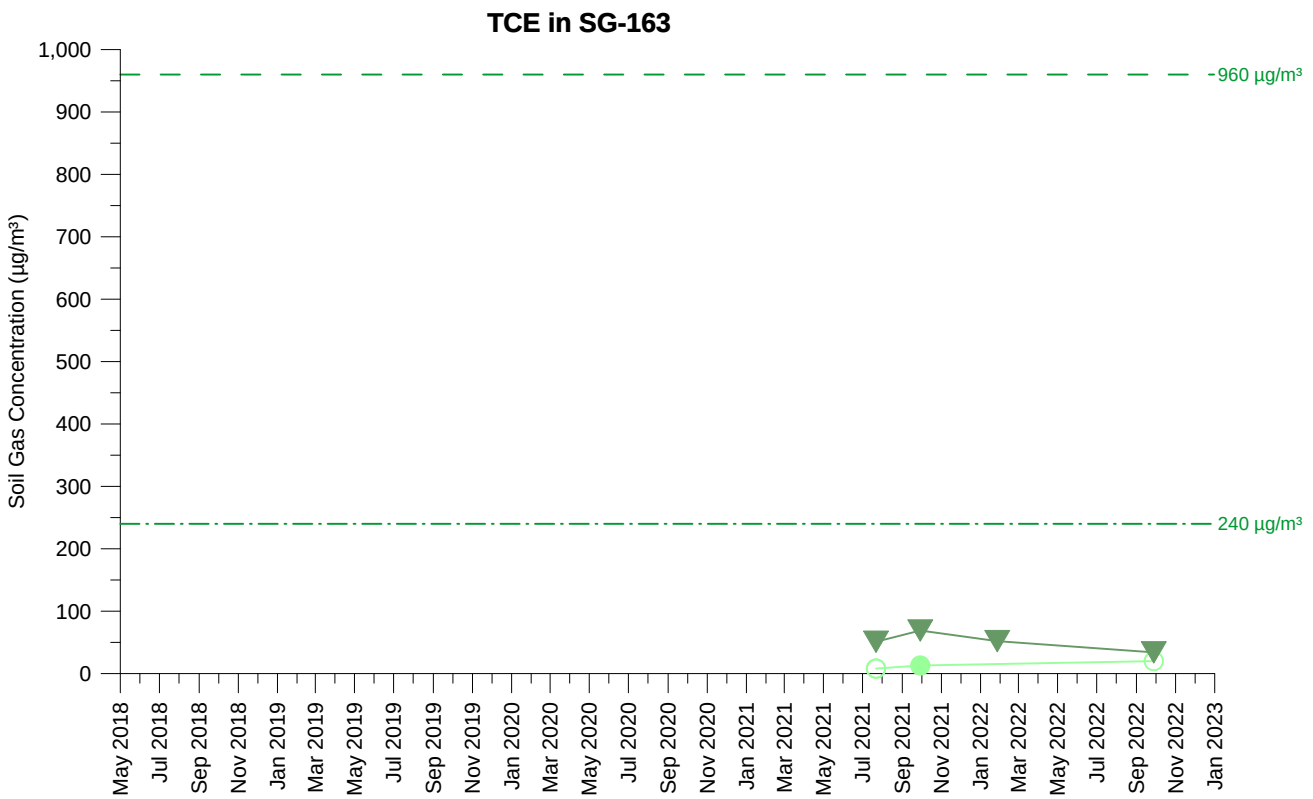

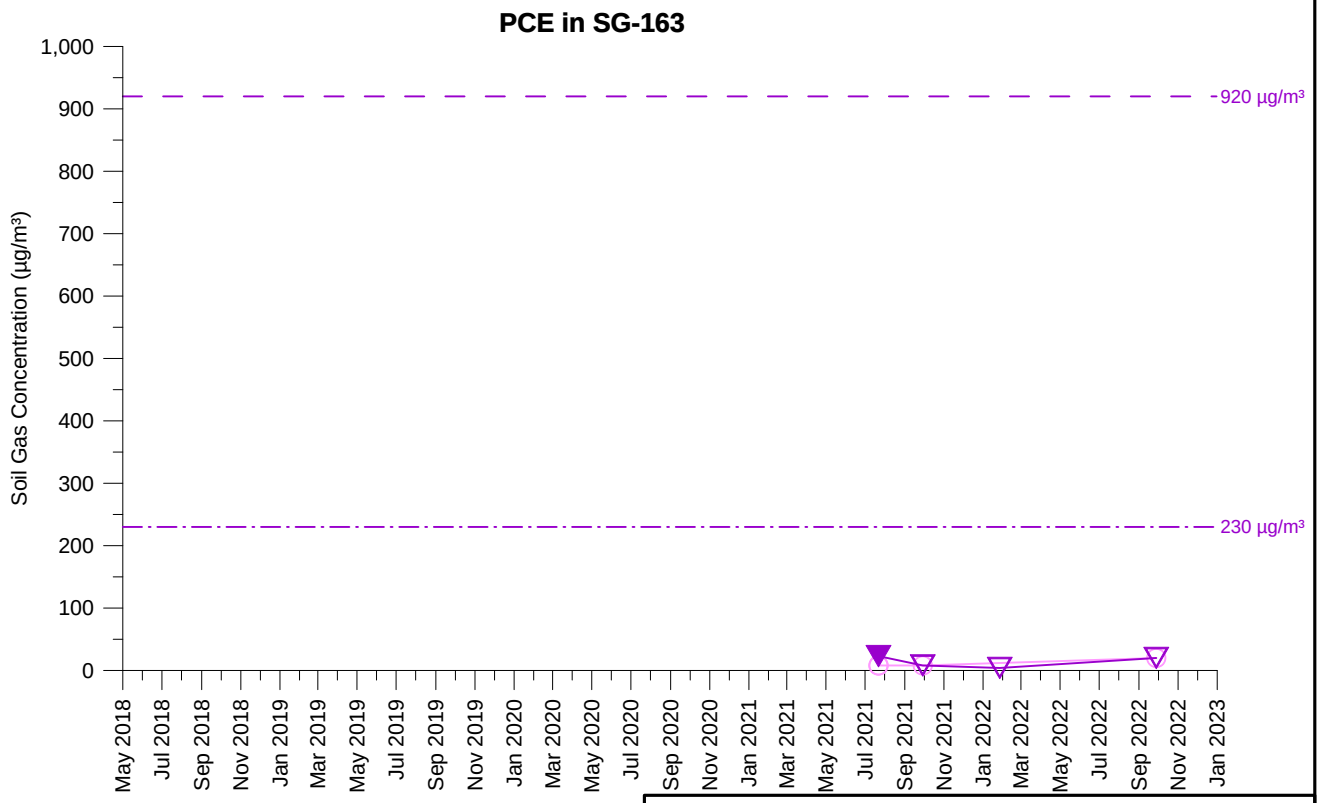

TCE Concentration (4.5 feet)
TCE Concentration (12 feet)
PCE Concentration (4.5 feet)
PCE Concentration (12 feet)

Open symbol denotes non-detect value

SG-163
TCE AND PCE SOIL GAS CONCENTRATIONS OVER TIME
PARCEL 1
Former Ford Aeronutronic Property
Newport Beach, California

wsp	By: DMO	Proj. No. 8620397107.1.1G
	Date: 2/8/2023	Figure **H-1-135**

C:\temp\fnb\graphs_H-1-135_SG-163.grf

PSG TCE AND PCE CONCENTRATION GRAPHS

C:\Users\dave.oshea\Wood PLC\Bay Area Graphics - Documents\FordNB\fnb\1.1H\22_1117_gr\app_H1\psg_H-1-136

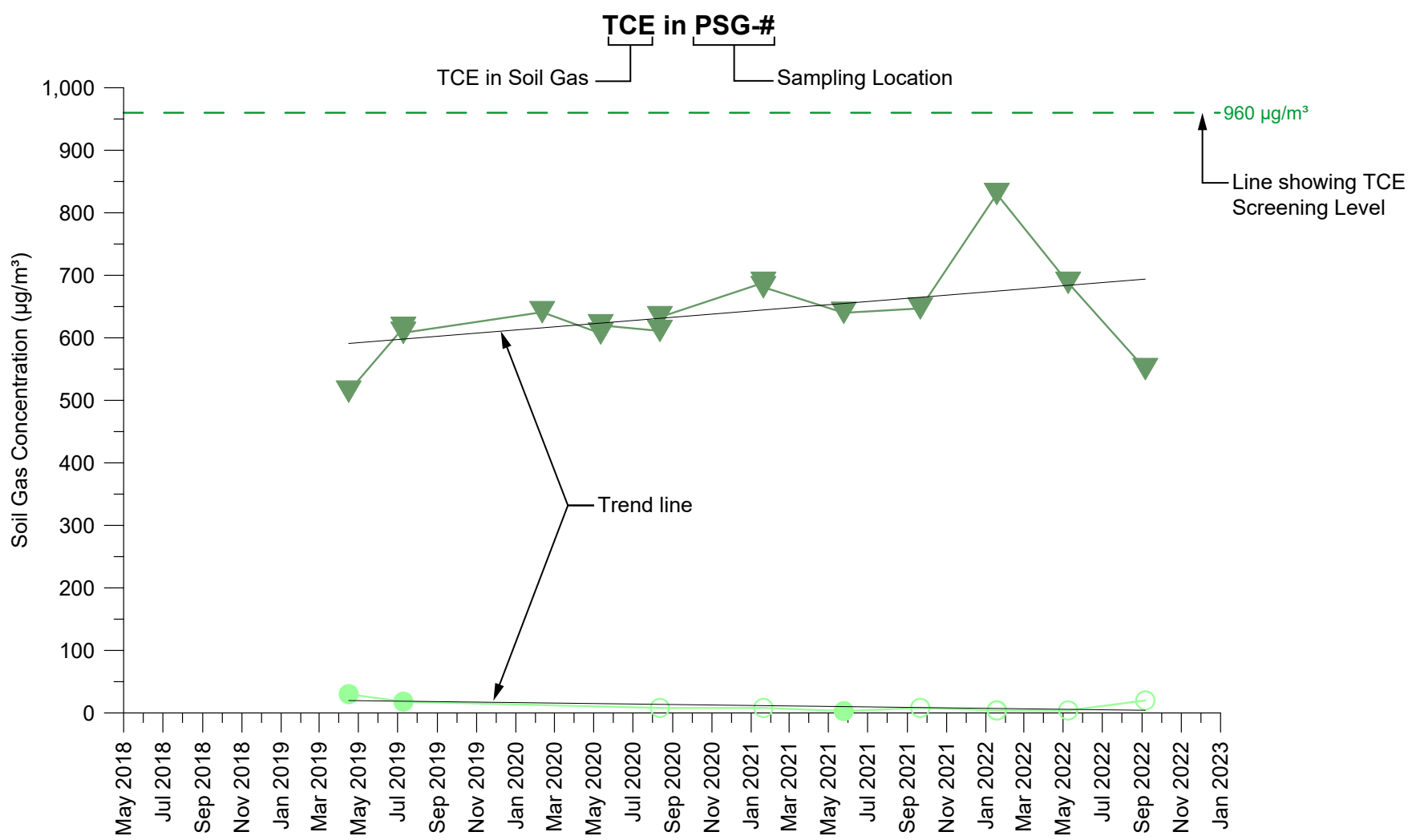

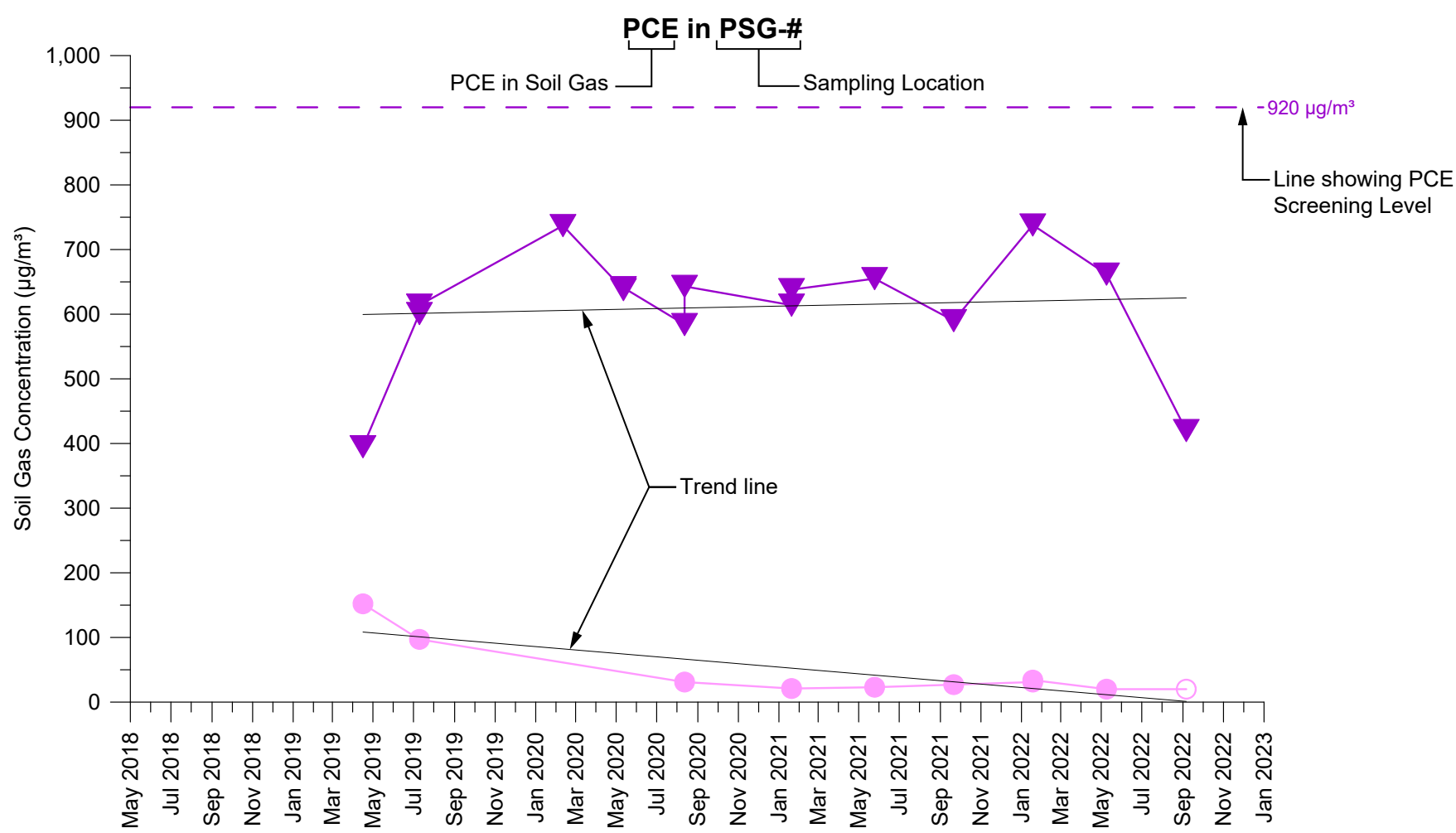

Symbols

- TCE Concentration (upper depth)
- TCE Concentration (lower depth)
- PCE Concentration (upper depth)
- PCE Concentration (lower depth)

Closed symbol signifies a detection, and is plotted at the sample result value

Open symbol signifies a non-detect result, and is plotted at the method detection limit

Abbreviations

TCE = Trichloroethene
PCE = Tetrachloroethene
µg/m³ = micrograms per cubic meter

- Reporting period is from May 1, 2018 through December 31, 2022
- Not all soil gas probes have produced a sample during every sampling event mainly due to saturated soil or vacuum.
- Validation qualifiers are not included in the plots.
- Rejected values are not included in the plots.

EXPLANATION FOR GRAPHS OF TCE AND PCE SOIL GAS CONCENTRATIONS OVER TIME

Former Ford Aeronutronic Property
Newport Beach, California

wsp	By: DMO	Proj. No. 8620397107.1.1G
	Date: 02/02/2023	Figure H-1-136

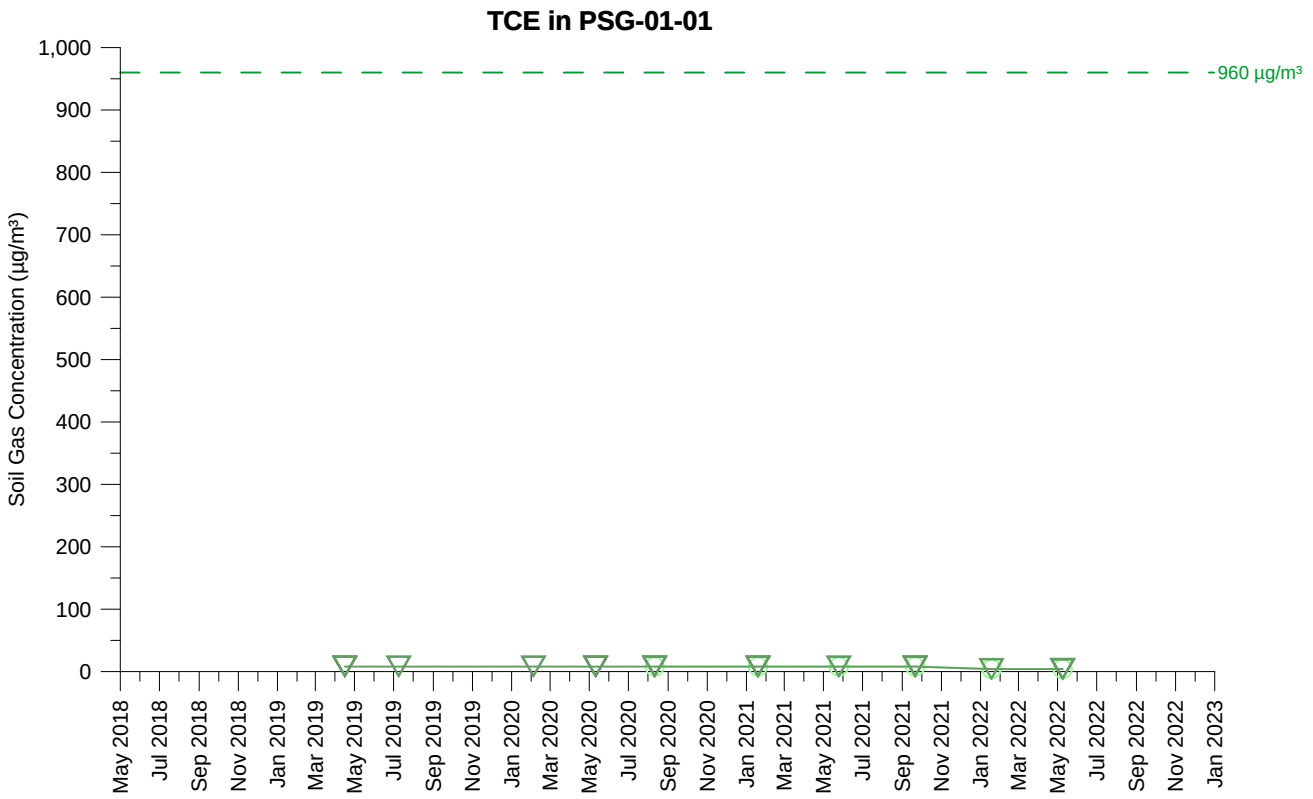

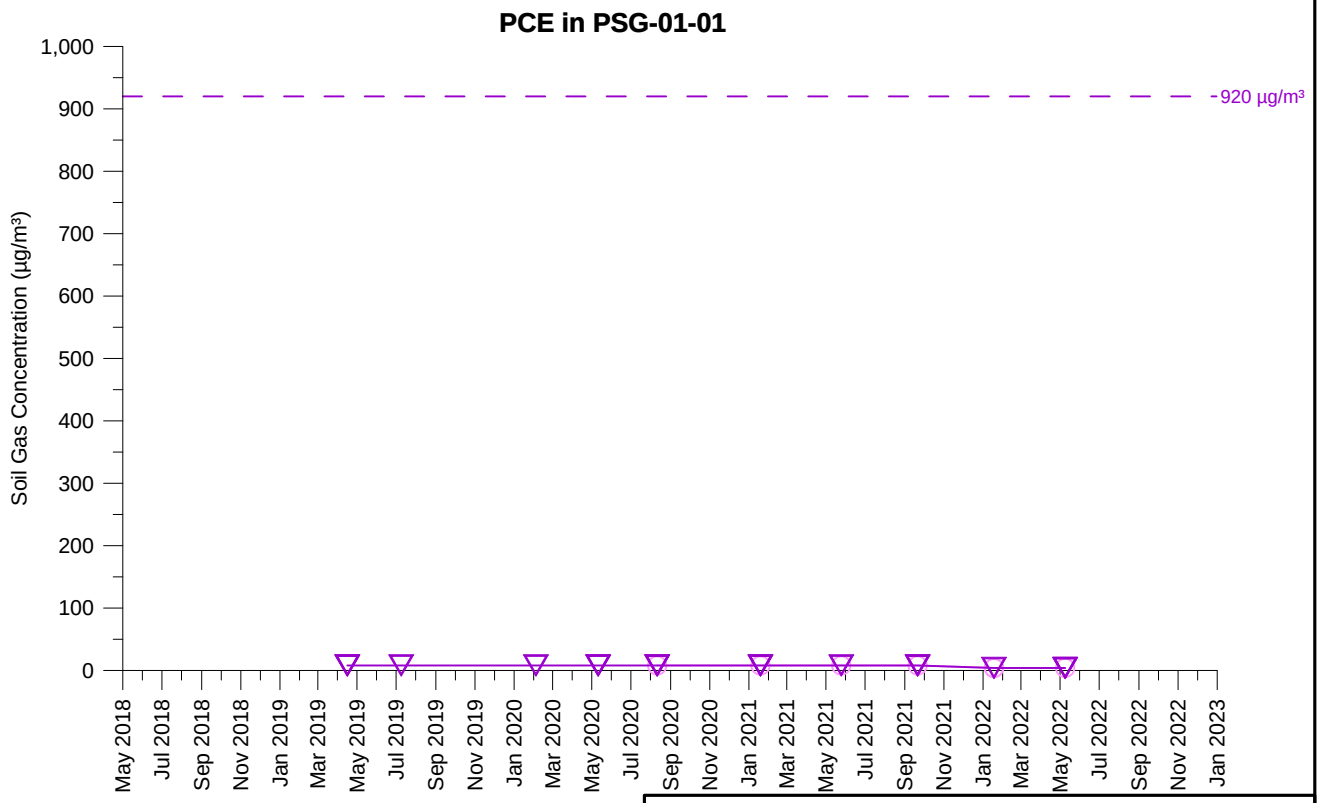

TCE Concentration (5 feet)
TCE Concentration (15 feet)
PCE Concentration (5 feet)
PCE Concentration (15 feet)

Open symbol denotes non-detect value

PSG-01-01
TCE AND PCE SOIL GAS CONCENTRATIONS OVER TIME
PARCEL 1
Former Ford Aeronutronic Property
Newport Beach, California

wsp	By: DMO	Proj. No. 8620397107.1.1G
	Date: 2/2/2023	Figure **H-1-137**

C:\Users\dave.oshea\Wood PLC\Bay Area Graphics - Documents\FordNB\fnb\1.1H\22_1117_gr\app_H1\psg_H-1-137_PSG-01-01.grf

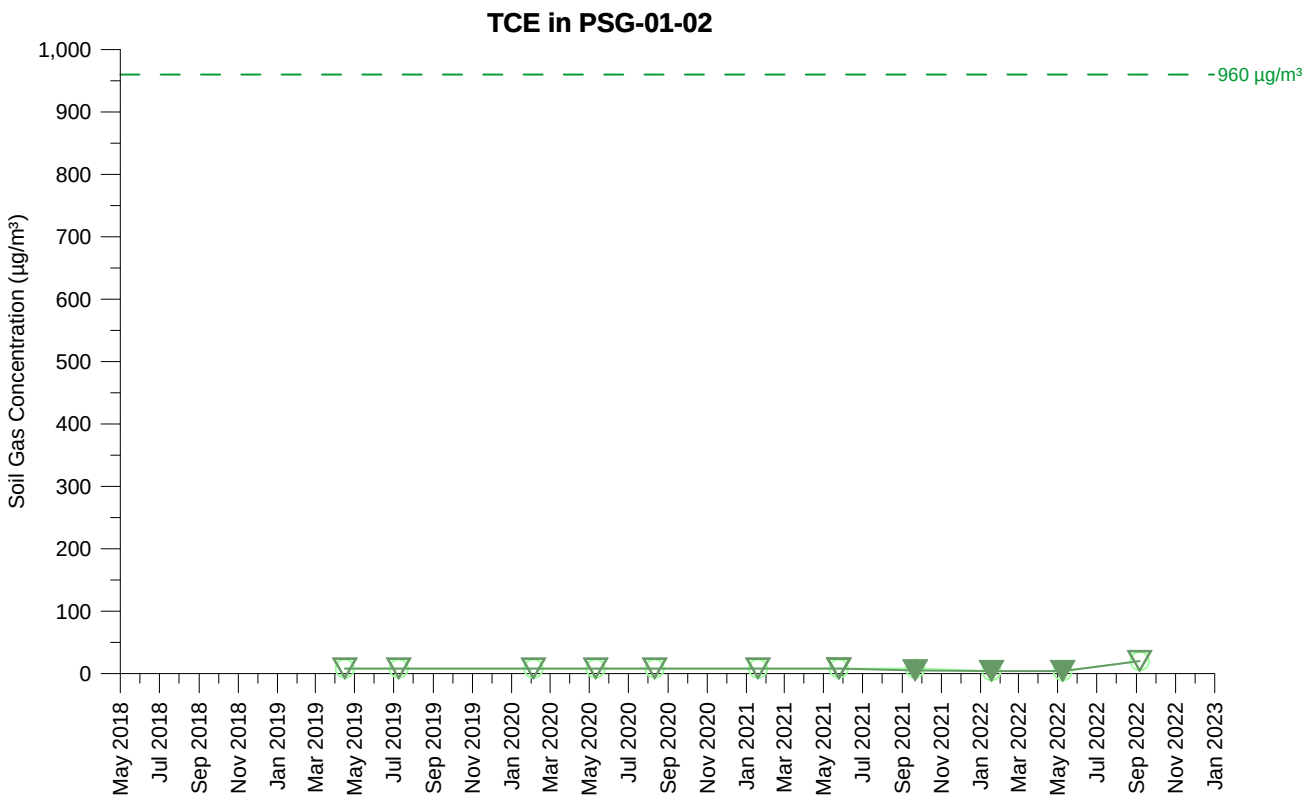

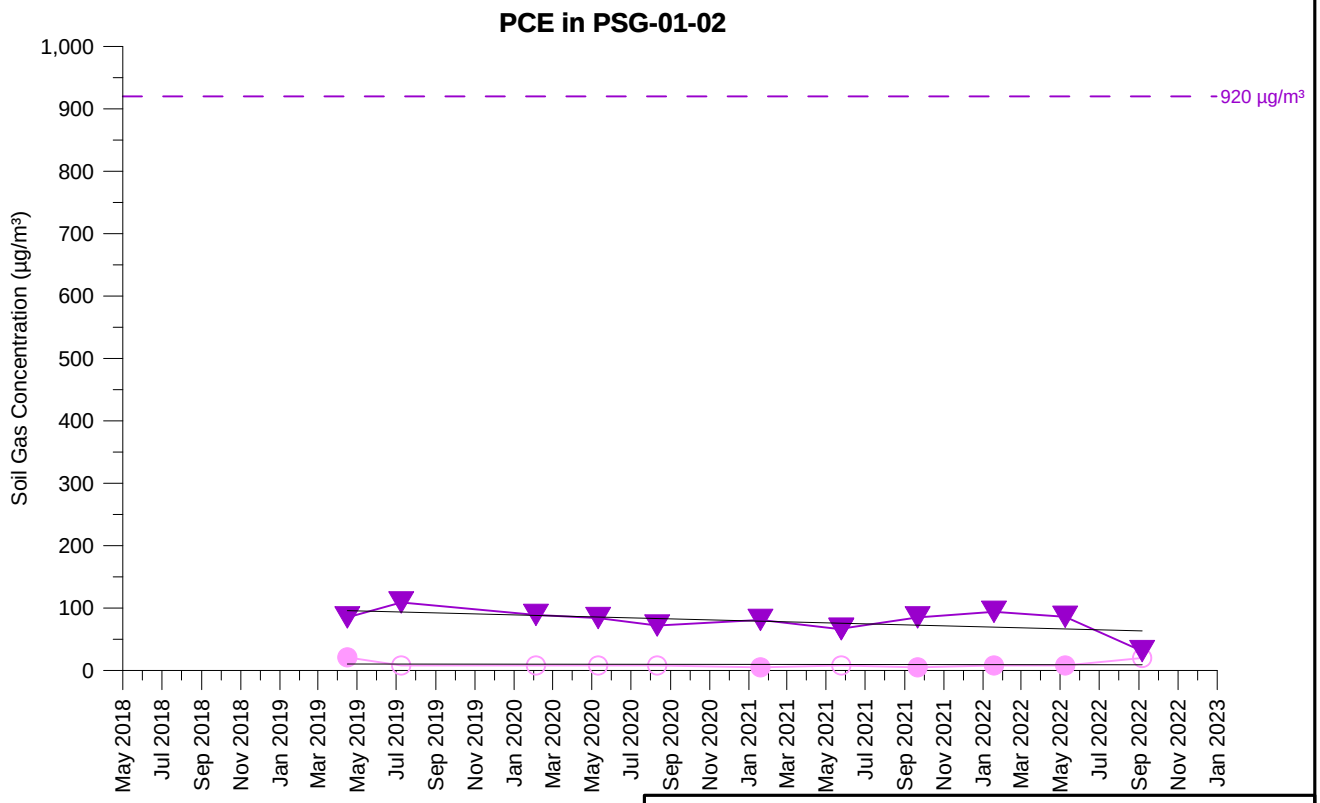

TCE Concentration (5 feet)
TCE Concentration (15 feet)
PCE Concentration (5 feet)
PCE Concentration (15 feet)

Open symbol denotes non-detect value

PSG-01-02
TCE AND PCE SOIL GAS CONCENTRATIONS OVER TIME
PARCEL 1
Former Ford Aeronutronic Property
Newport Beach, California

wsp	By: DMO	Proj. No. 8620397107.1.1G
	Date: 2/2/2023	Figure **H-1-138**

C:\Users\dave.oshea\Wood PLC\Bay Area Graphics - Documents\FordNB\fnb\1.1H\22_1117_gr\app_H1\psg_H-1-138_PSG-01-02.grf

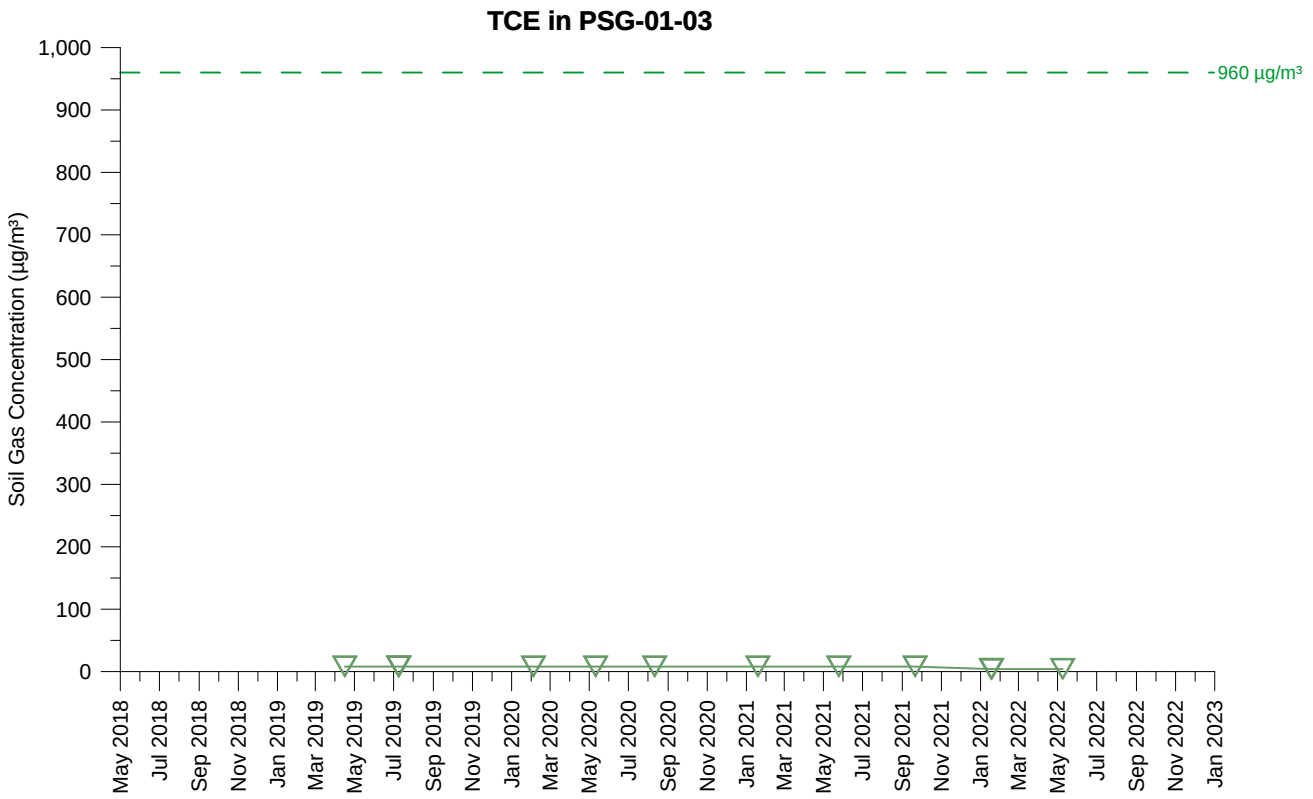

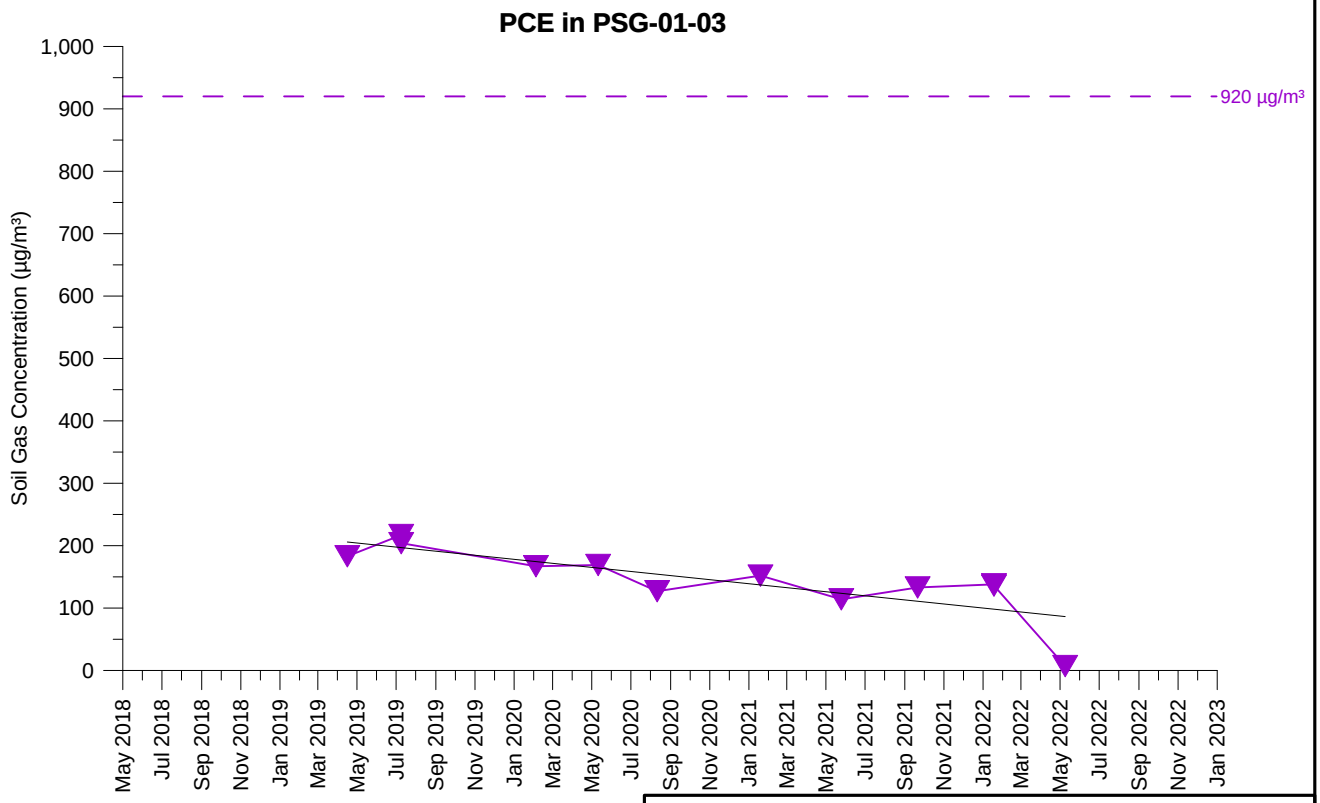

TCE Concentration (15 feet)

PCE Concentration (15 feet)

Open symbol denotes non-detect value

PSG-01-03
TCE AND PCE SOIL GAS CONCENTRATIONS OVER TIME
PARCEL 1
Former Ford Aeronutronic Property
Newport Beach, California

wsp	By: DMO	Proj. No. 8620397107.1.1G
	Date: 2/2/2023	Figure **H-1-139**

C:\Users\dave.oshea\Wood PLC\Bay Area Graphics - Documents\FordNB\fnb\1.1H\22_1117_gr\app_H1\psg_H-1-139_PSG-01-03.grf

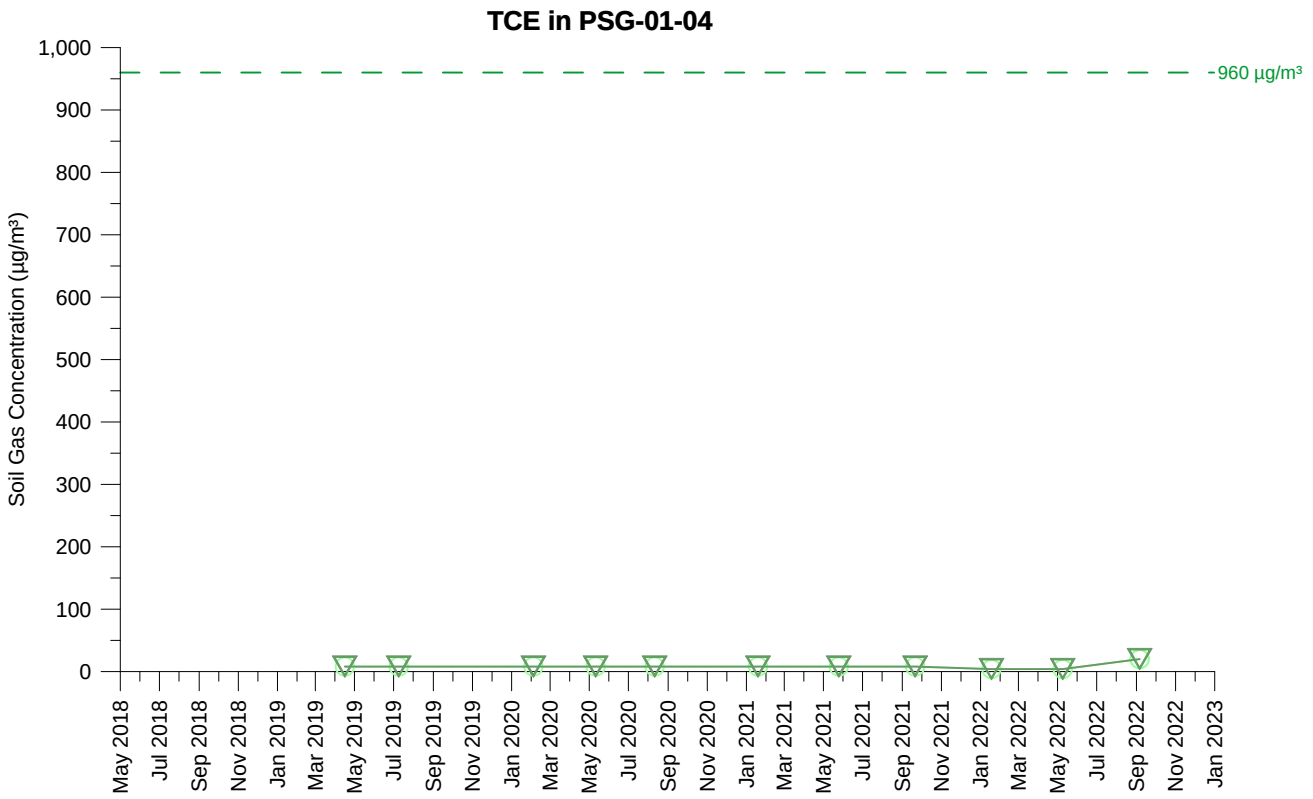

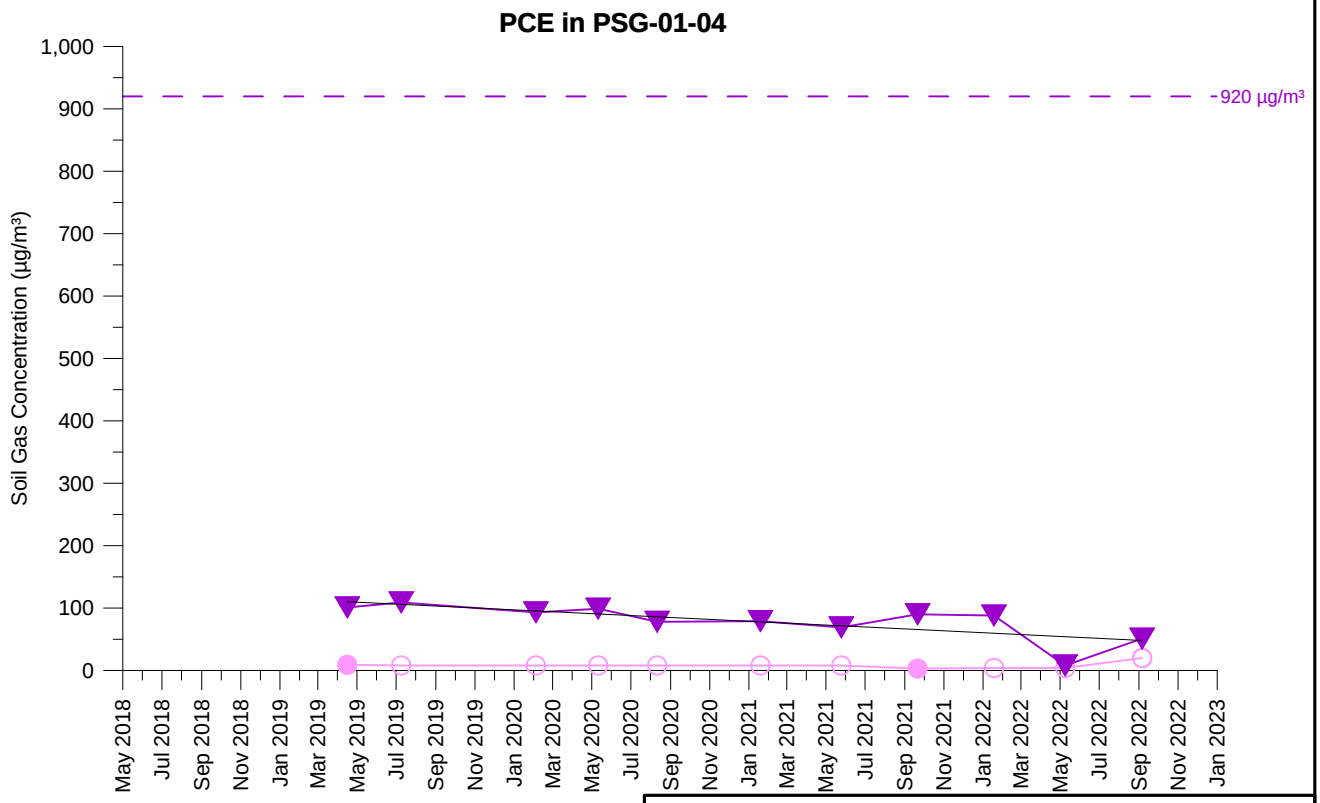

TCE Concentration (5 feet)
TCE Concentration (15 feet)
PCE Concentration (5 feet)
PCE Concentration (15 feet)
Open symbol denotes non-detect value

PSG-01-04
TCE AND PCE SOIL GAS CONCENTRATIONS OVER TIME
PARCEL 1
Former Ford Aeronutronic Property
Newport Beach, California

wsp	By: DMO	Proj. No. 8620397107.1.1G
	Date: 2/2/2023	Figure **H-1-140**

C:\Users\dave.oshea\Wood PLC\Bay Area Graphics - Documents\FordNB\fnb\1.1H\22_1117_gr\app_H1\psg_H-1-140_PSG-01-04.grf

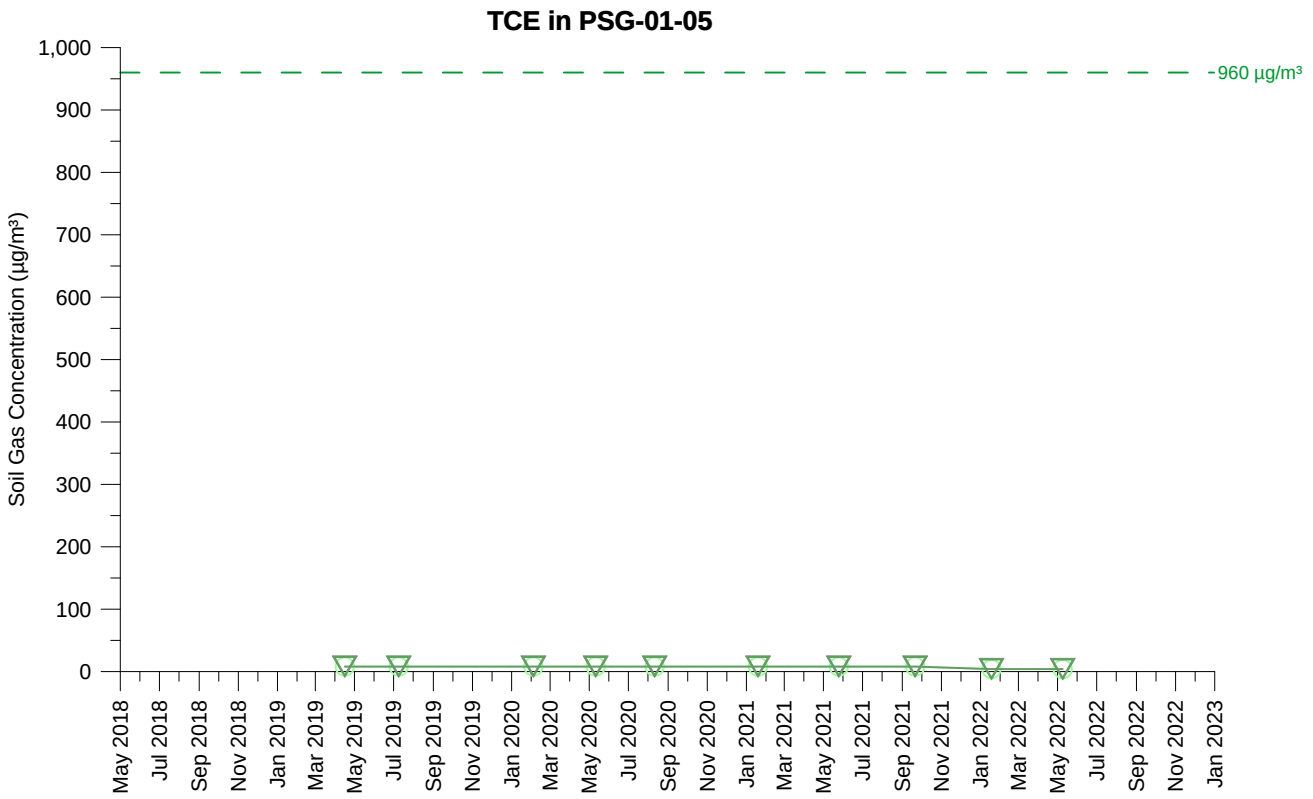

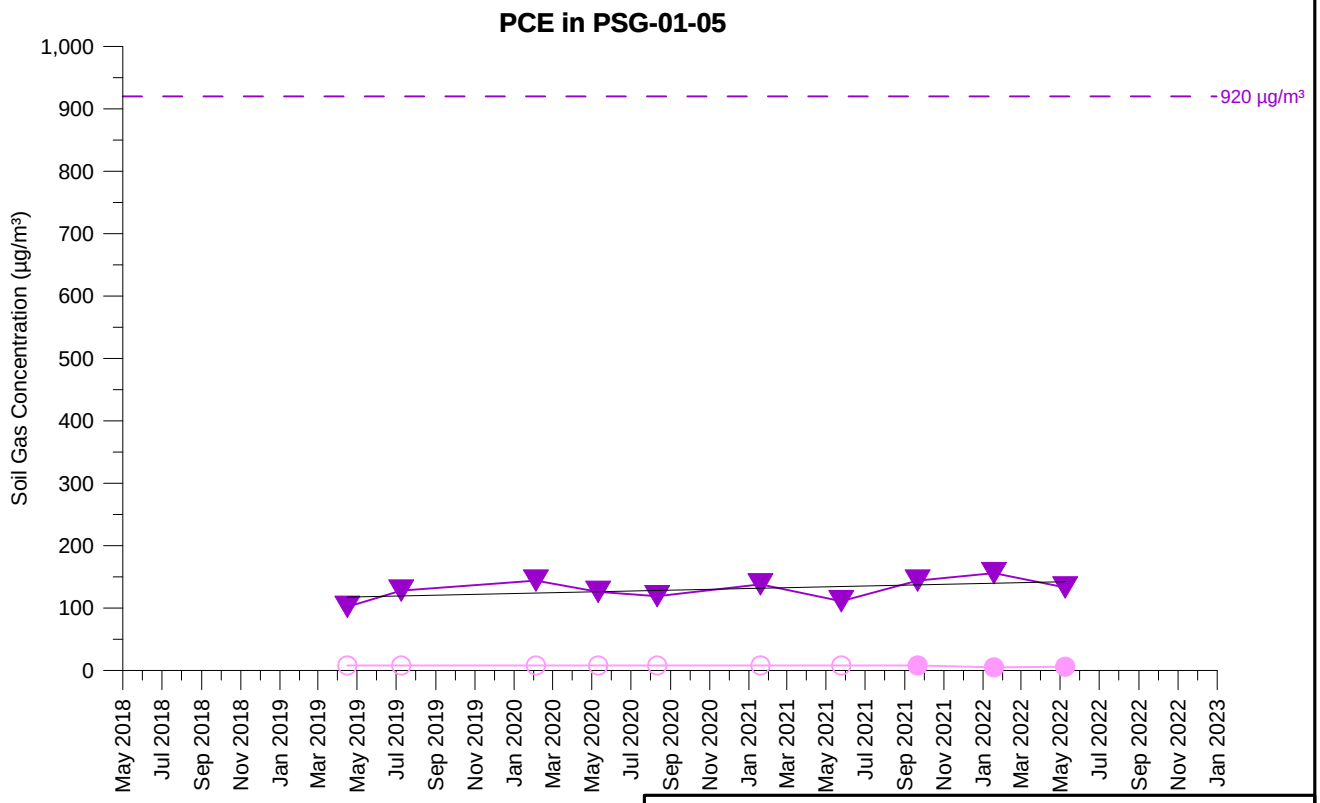

TCE Concentration (5 feet)
TCE Concentration (15 feet)
PCE Concentration (5 feet)
PCE Concentration (15 feet)

Open symbol denotes non-detect value

PSG-01-05
TCE AND PCE SOIL GAS CONCENTRATIONS OVER TIME
PARCEL 1
Former Ford Aeronutronic Property
Newport Beach, California

wsp	By: DMO	Proj. No. 8620397107.1.1G
	Date: 2/2/2023	Figure **H-1-141**

C:\Users\dave.oshea\Wood PLC\Bay Area Graphics - Documents\FordNB\fnb\1.1H\22_1117_gr\app_H1\psg_H-1-141_PSG-01-05.grf

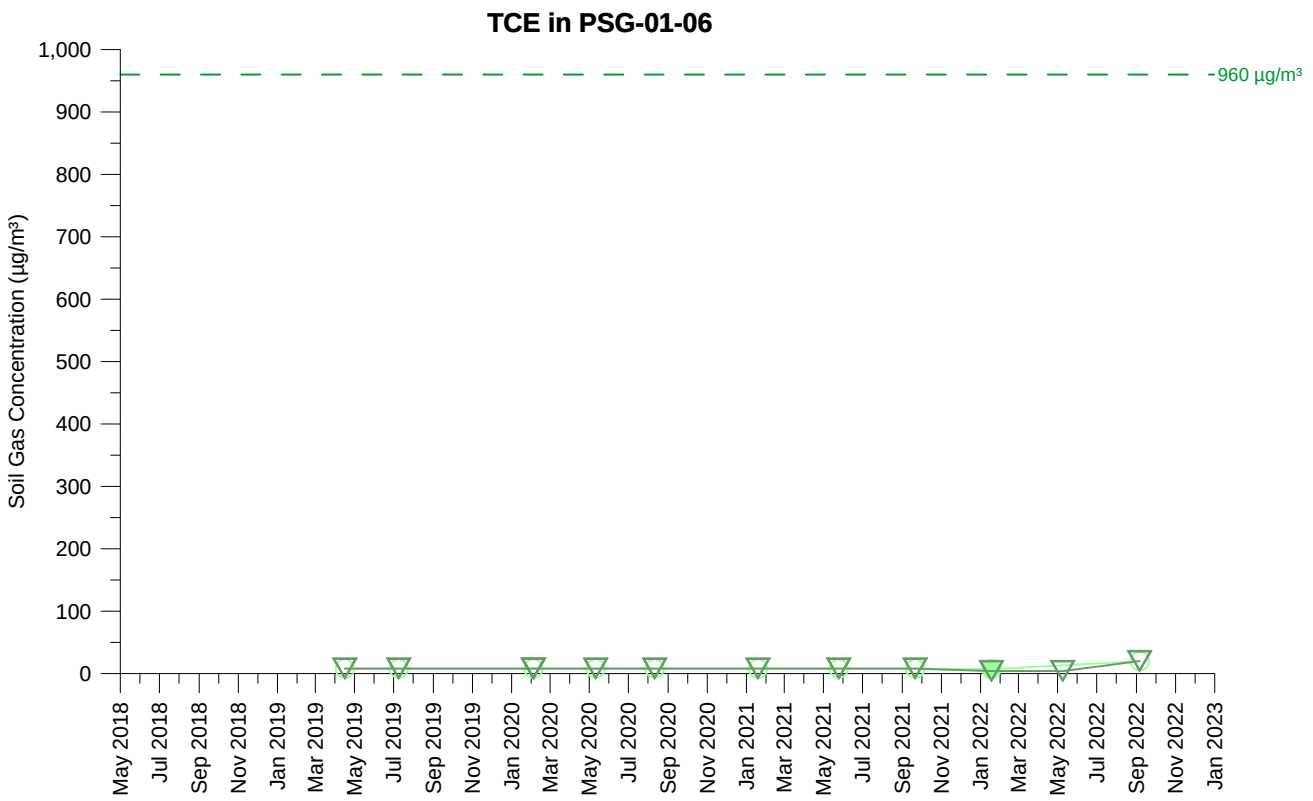

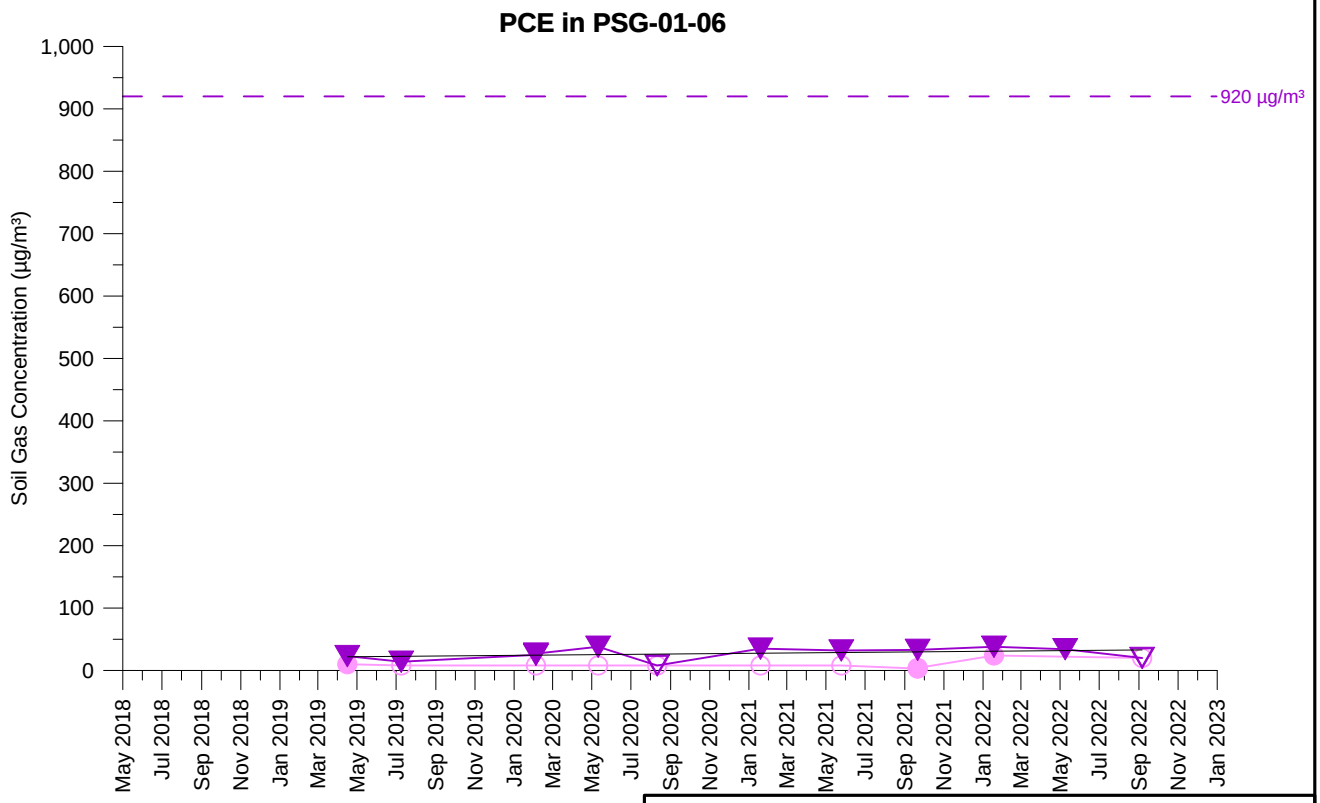

TCE Concentration (5 feet)
TCE Concentration (15 feet)
PCE Concentration (5 feet)
PCE Concentration (15 feet)
Open symbol denotes non-detect value

PSG-01-06
TCE AND PCE SOIL GAS CONCENTRATIONS OVER TIME
PARCEL 1
Former Ford Aeronutronic Property
Newport Beach, California

wsp	By: DMO	Proj. No. 8620397107.1.1G
	Date: 2/2/2023	Figure **H-1-142**

C:\Users\dave.oshea\Wood PLC\Bay Area Graphics - Documents\FordNB\fnb\1.1H\22_1117_gr\app_H1\psg_H-1-142_PSG-01-06.grf

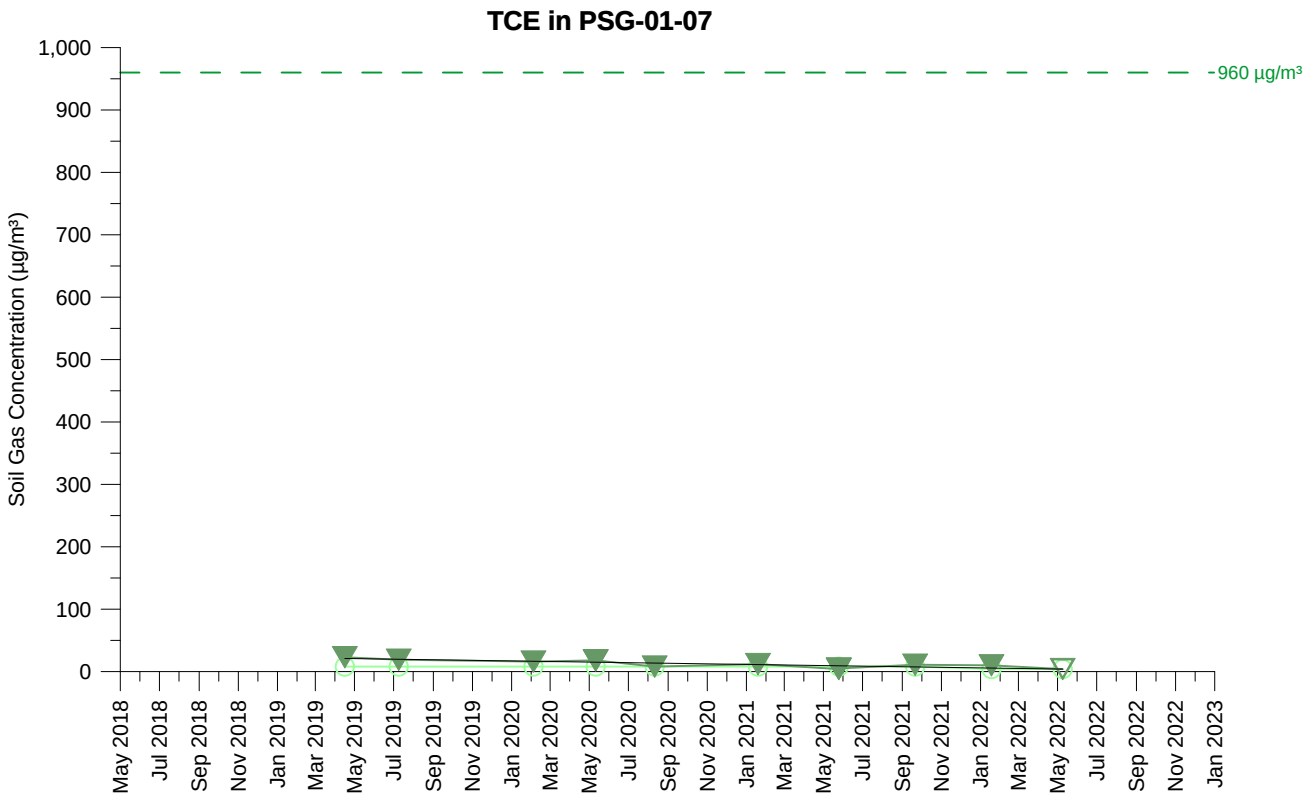

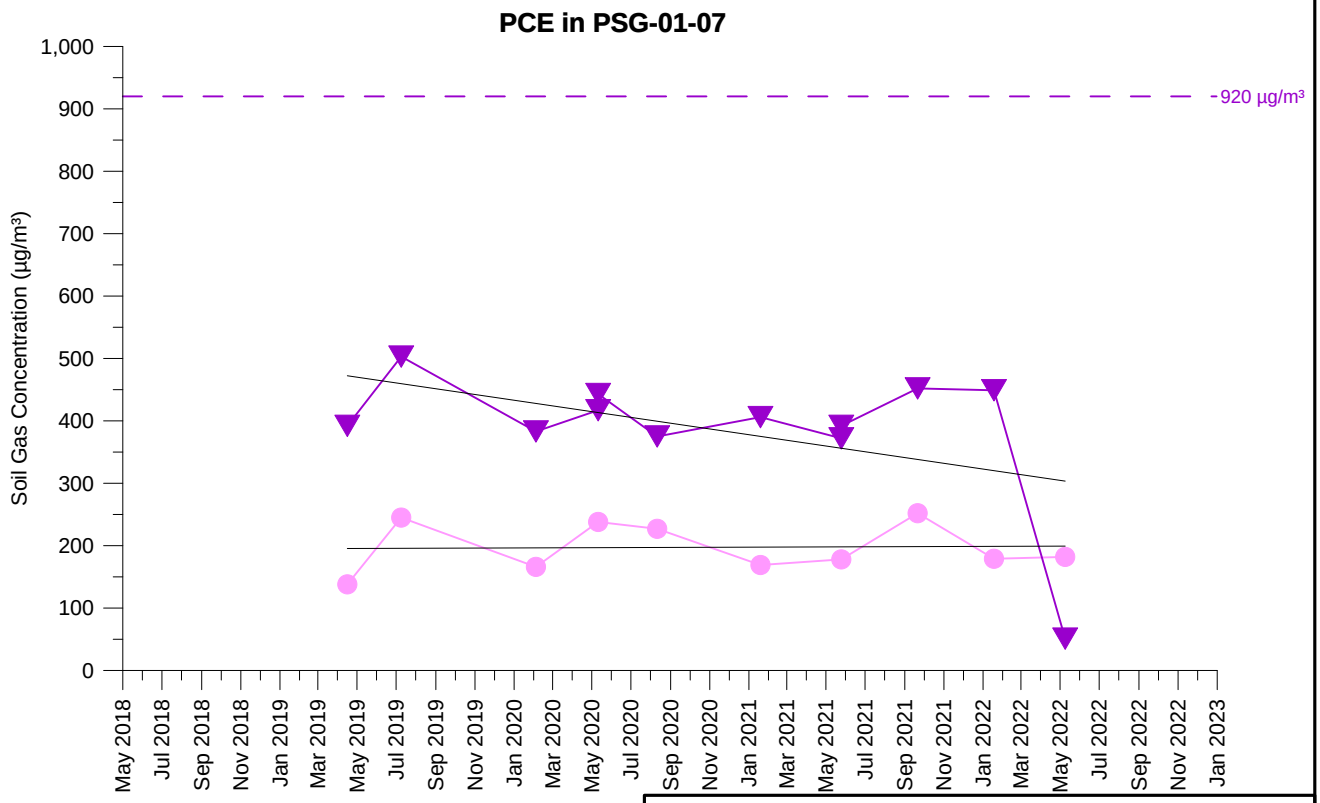

TCE Concentration (5 feet)
TCE Concentration (15 feet)
PCE Concentration (5 feet)
PCE Concentration (15 feet)

Open symbol denotes non-detect value

PSG-01-07
TCE AND PCE SOIL GAS CONCENTRATIONS OVER TIME
PARCEL 1
Former Ford Aeronutronic Property
Newport Beach, California

wsp	By: DMO	Proj. No. 8620397107.1.1G
	Date: 2/2/2023	Figure **H-1-143**

C:\Users\dave.oshea\Wood PLC\Bay Area Graphics - Documents\FordNB\fnb\1.1H\22_1117_gr\app_H1\psg_H-1-143_PSG-01-07.grf

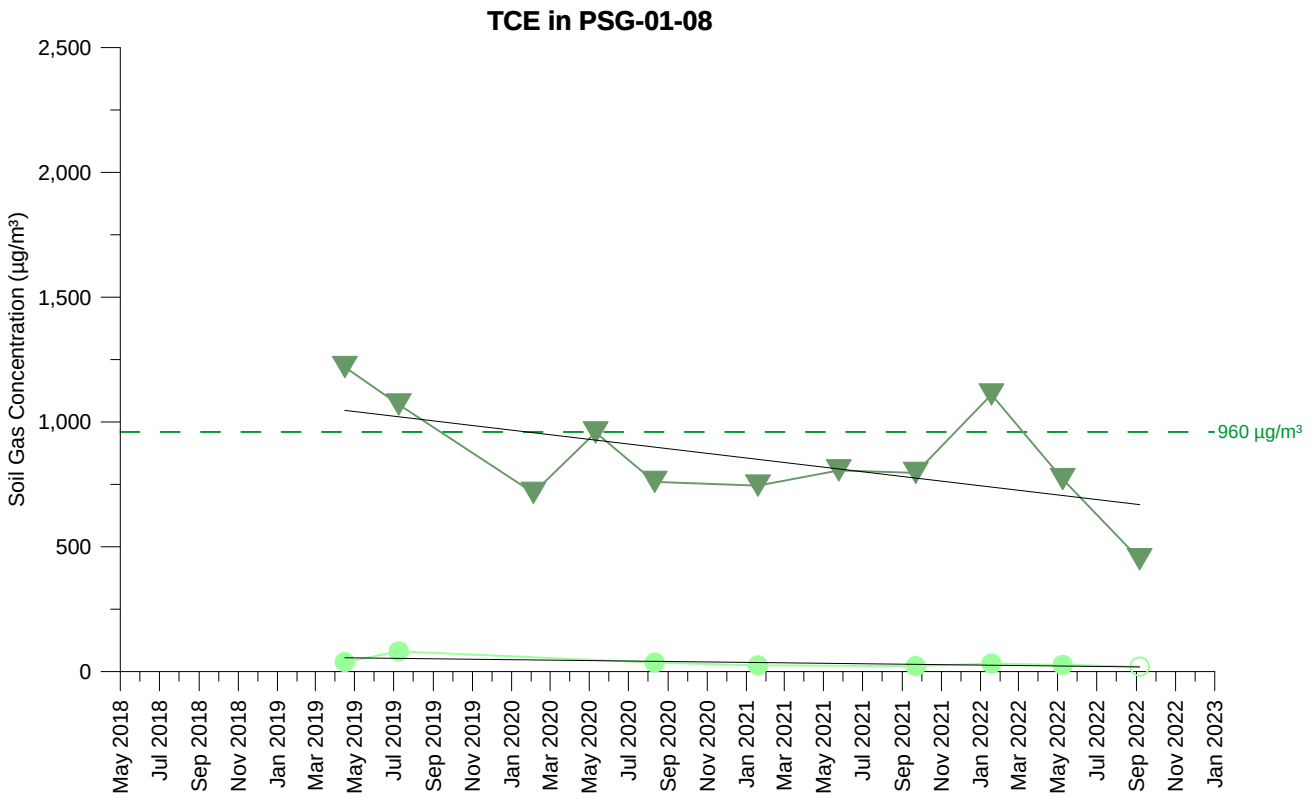

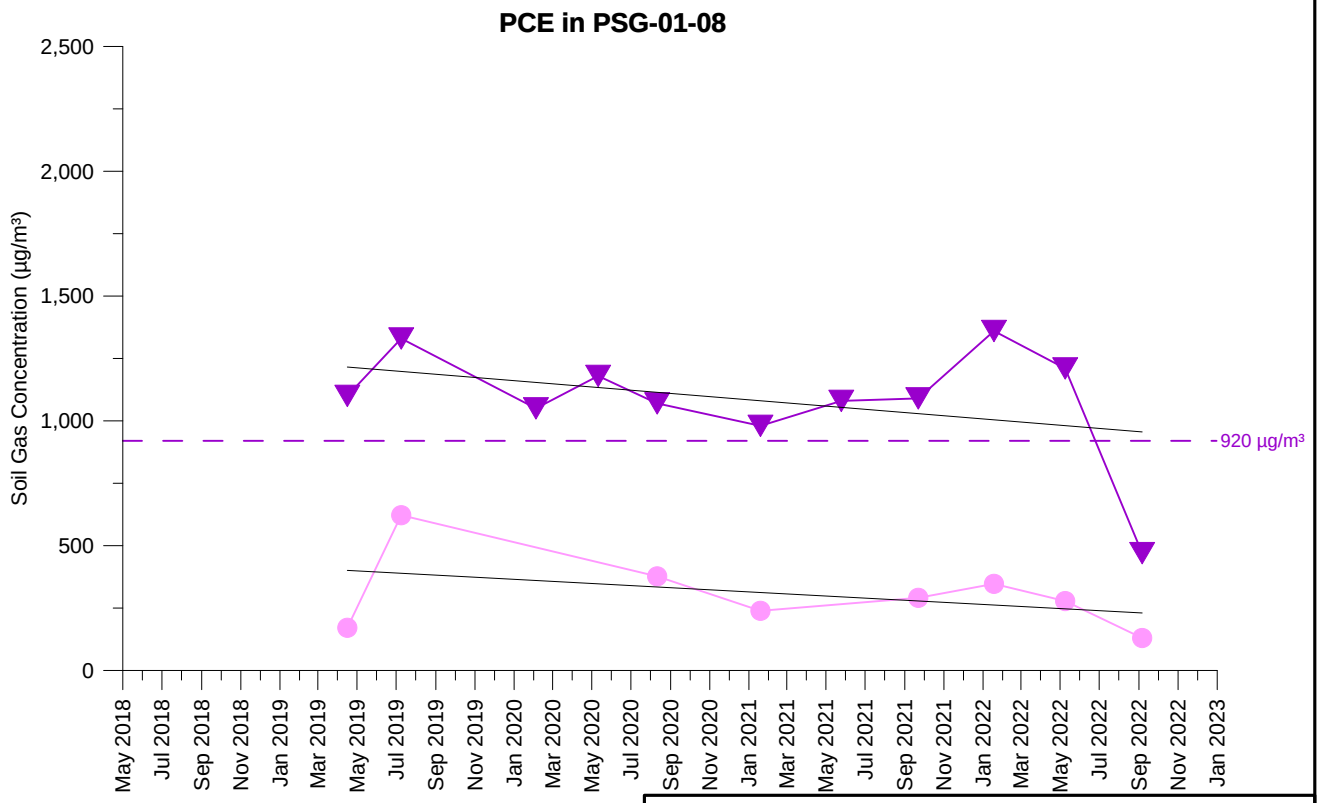

TCE Concentration (5 feet)
TCE Concentration (15 feet)
PCE Concentration (5 feet)
PCE Concentration (15 feet)

Open symbol denotes non-detect value

PSG-01-08
TCE AND PCE SOIL GAS CONCENTRATIONS OVER TIME
PARCEL 1
Former Ford Aeronutronic Property
Newport Beach, California

wsp	By: DMO	Proj. No. 8620397107.1.1G
	Date: 2/2/2023	Figure **H-1-144**

C:\Users\dave.oshea\Wood PLC\Bay Area Graphics - Documents\FordNB\fnb\1.1H\22_1117_gr\app_H1\psg_H-1-144_PSG-01-08.grf

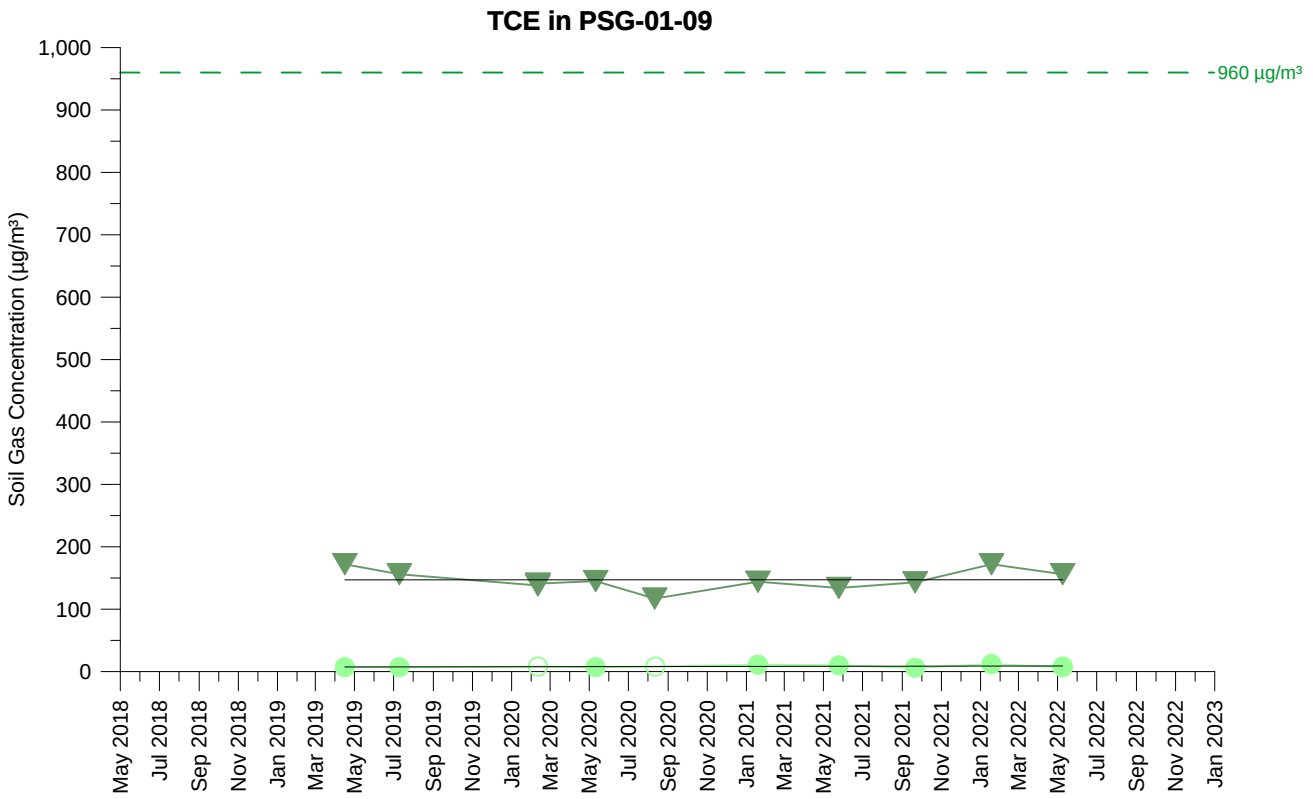

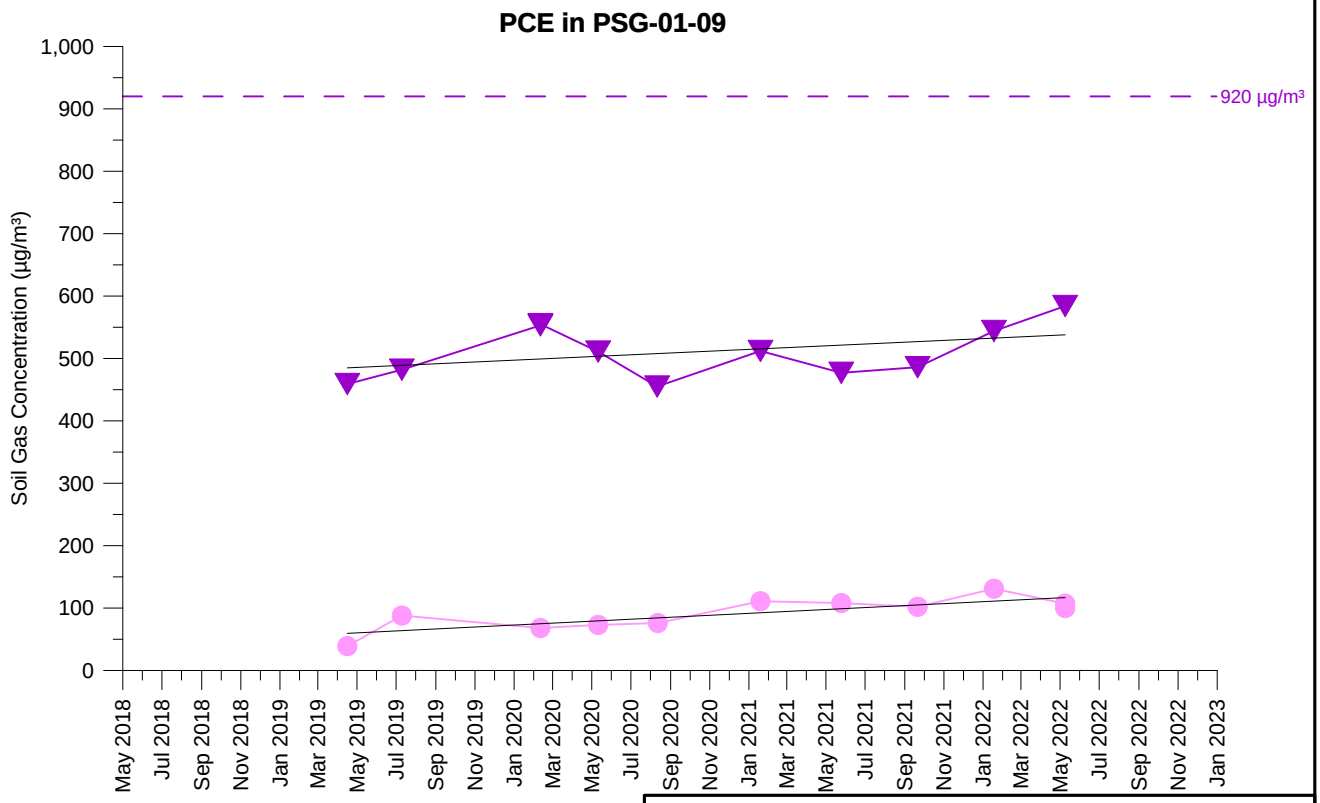

TCE Concentration (5 feet)
TCE Concentration (15 feet)
PCE Concentration (5 feet)
PCE Concentration (15 feet)

Open symbol denotes non-detect value

PSG-01-09
TCE AND PCE SOIL GAS CONCENTRATIONS OVER TIME
PARCEL 1
Former Ford Aeronutronic Property
Newport Beach, California

wsp	By: DMO	Proj. No. 8620397107.1.1G
	Date: 2/2/2023	Figure **H-1-145**

C:\Users\dave.oshea\Wood PLC\Bay Area Graphics - Documents\FordNB\fnb\1.1H\22_1117_gr\app_H1\psg_H-1-145_PSG-01-09.grf

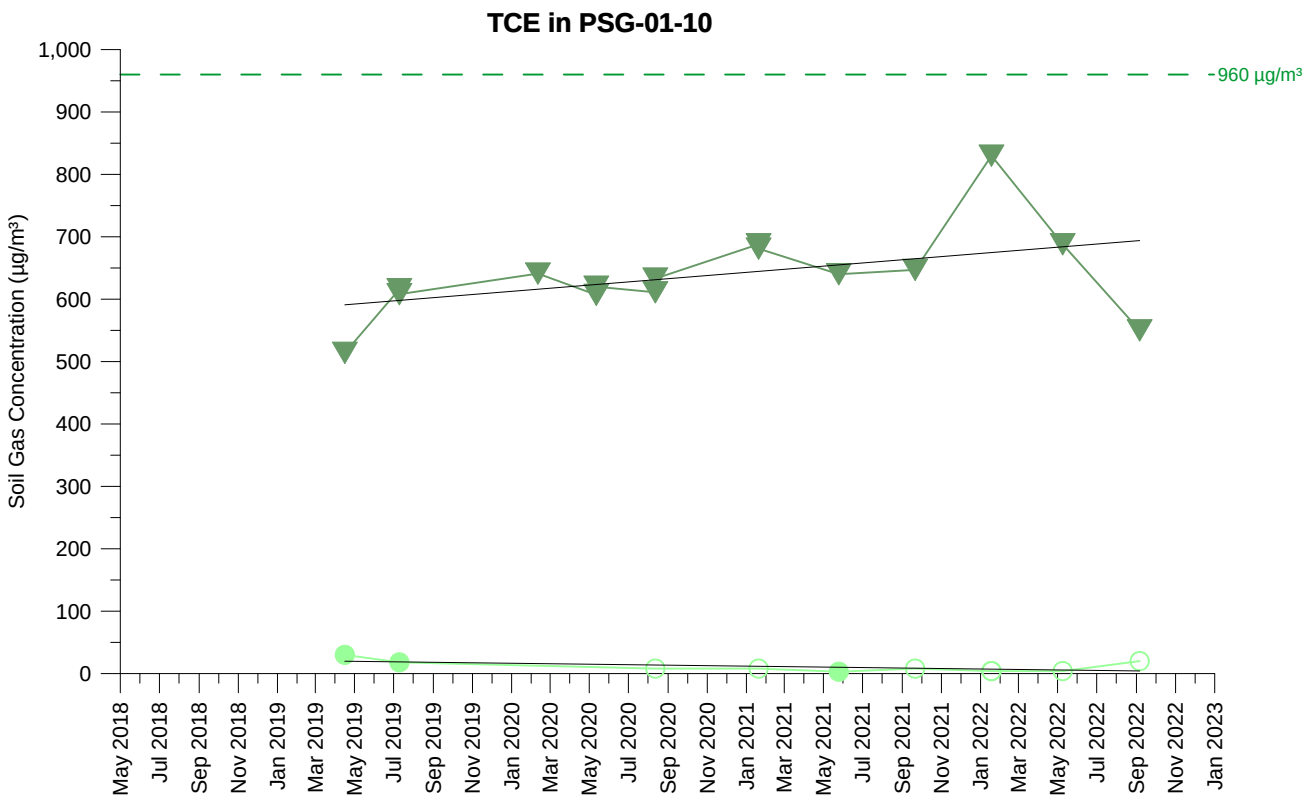

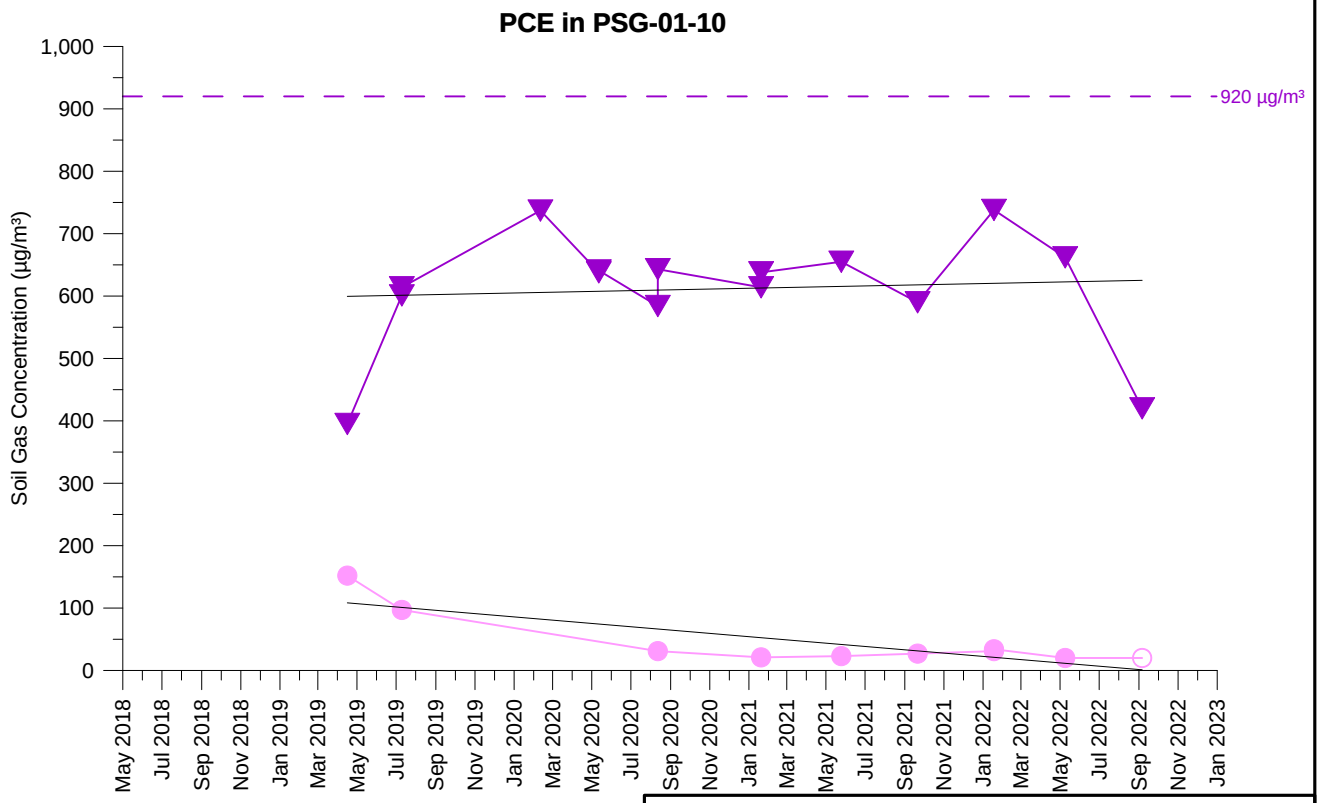

TCE Concentration (5 feet)
TCE Concentration (15 feet)
PCE Concentration (5 feet)
PCE Concentration (15 feet)

Open symbol denotes non-detect value

PSG-01-10
TCE AND PCE SOIL GAS CONCENTRATIONS OVER TIME
PARCEL 1
Former Ford Aeronutronic Property
Newport Beach, California

wsp	By: DMO	Proj. No. 8620397107.1.1G
	Date: 2/2/2023	Figure **H-1-146**

C:\Users\dave.oshea\Wood PLC\Bay Area Graphics - Documents\FordNB\fnb\1.1H\22_1117_gr\app_H1\psg_H-1-146_PSG-01-10.grf

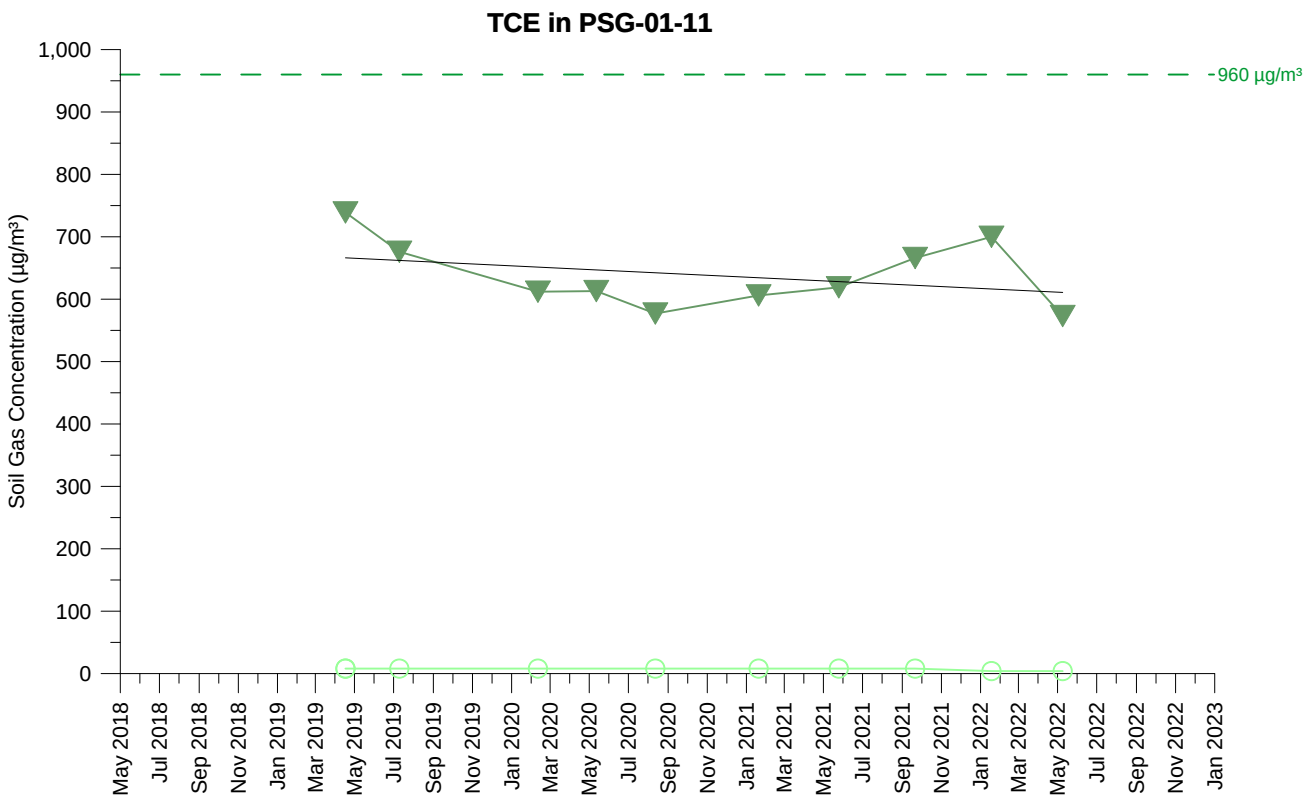

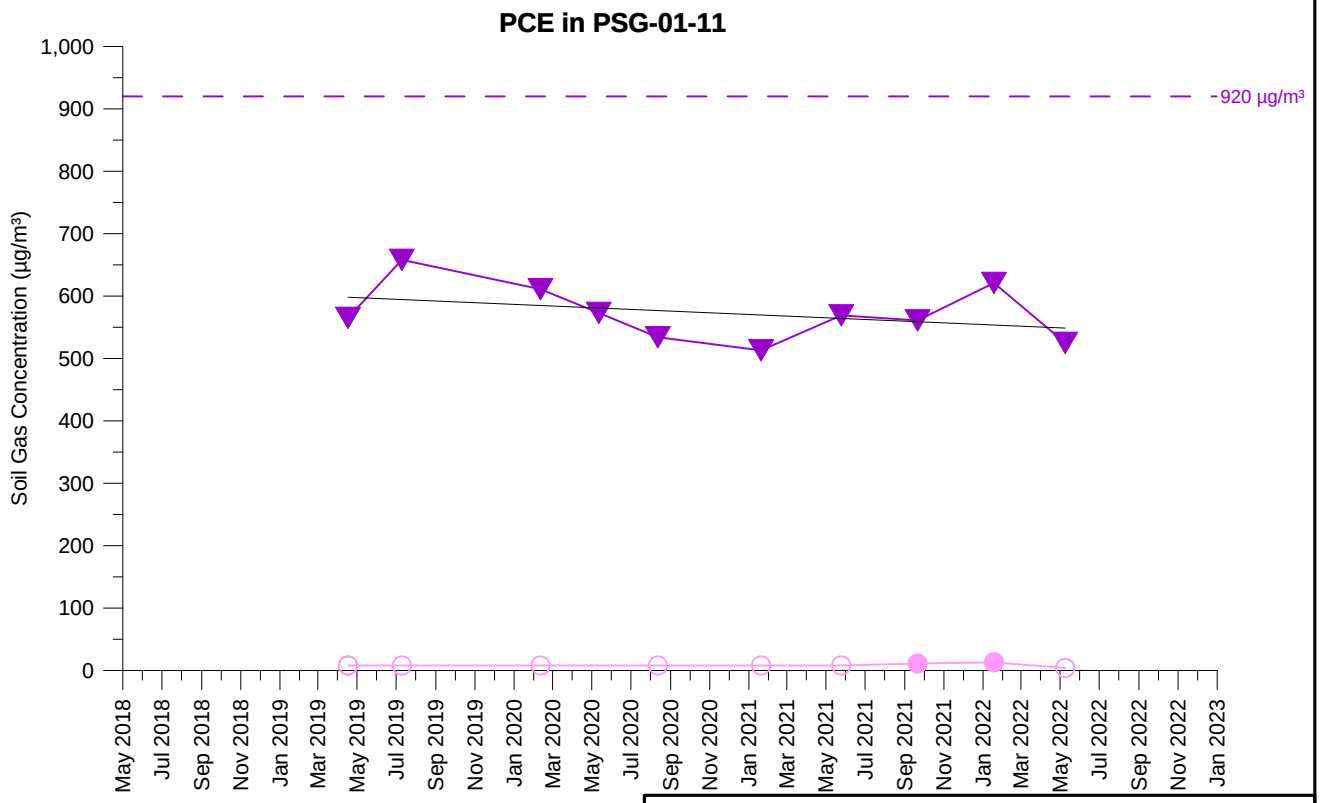

TCE Concentration (5 feet)
TCE Concentration (15 feet)
PCE Concentration (5 feet)
PCE Concentration (15 feet)

Open symbol denotes non-detect value

PSG-01-11
TCE AND PCE SOIL GAS CONCENTRATIONS OVER TIME
PARCEL 1
Former Ford Aeronutronic Property
Newport Beach, California

wsp	By: DMO	Proj. No. 8620397107.1.1G
	Date: 2/2/2023	Figure **H-1-147**

C:\Users\dave.oshea\Wood PLC\Bay Area Graphics - Documents\FordNB\fnb\1.1H\22_1117_gr\app_H1\psg_H-1-147_PSG-01-11.grf

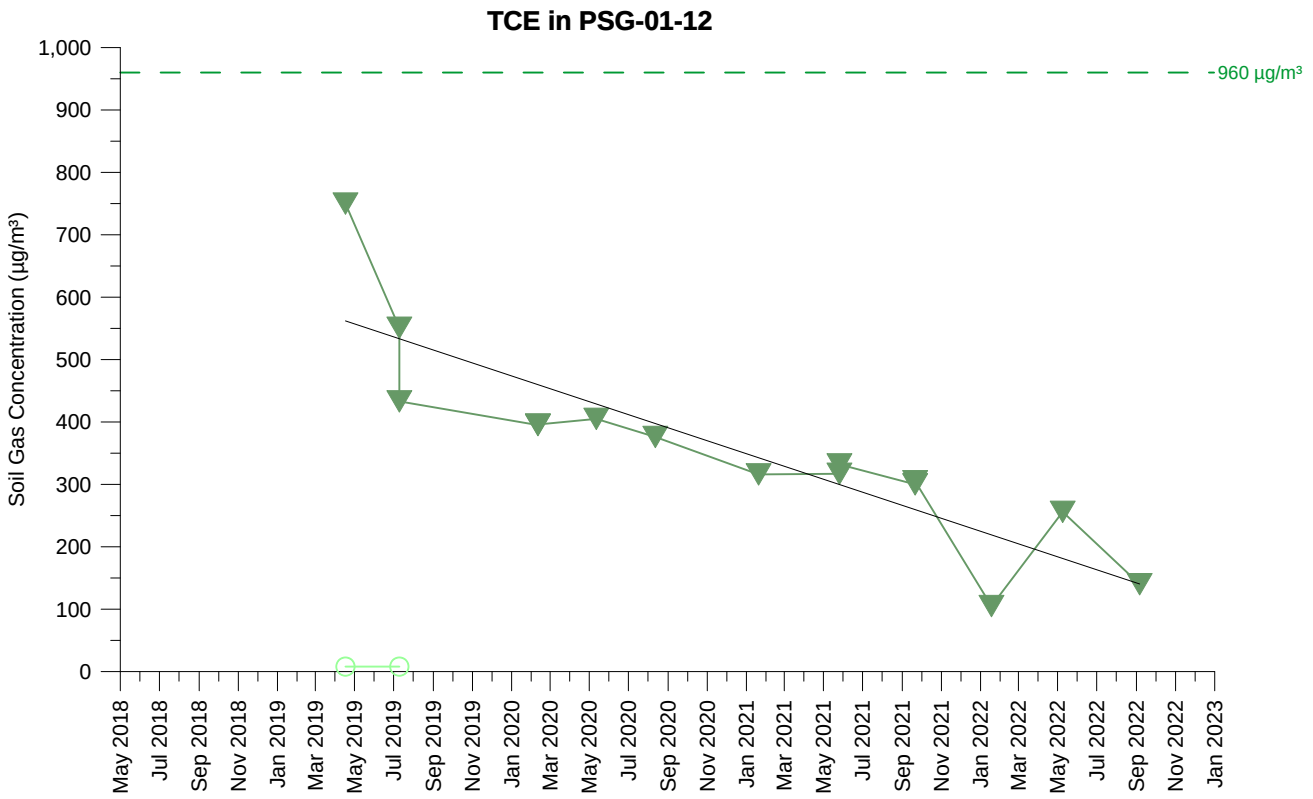

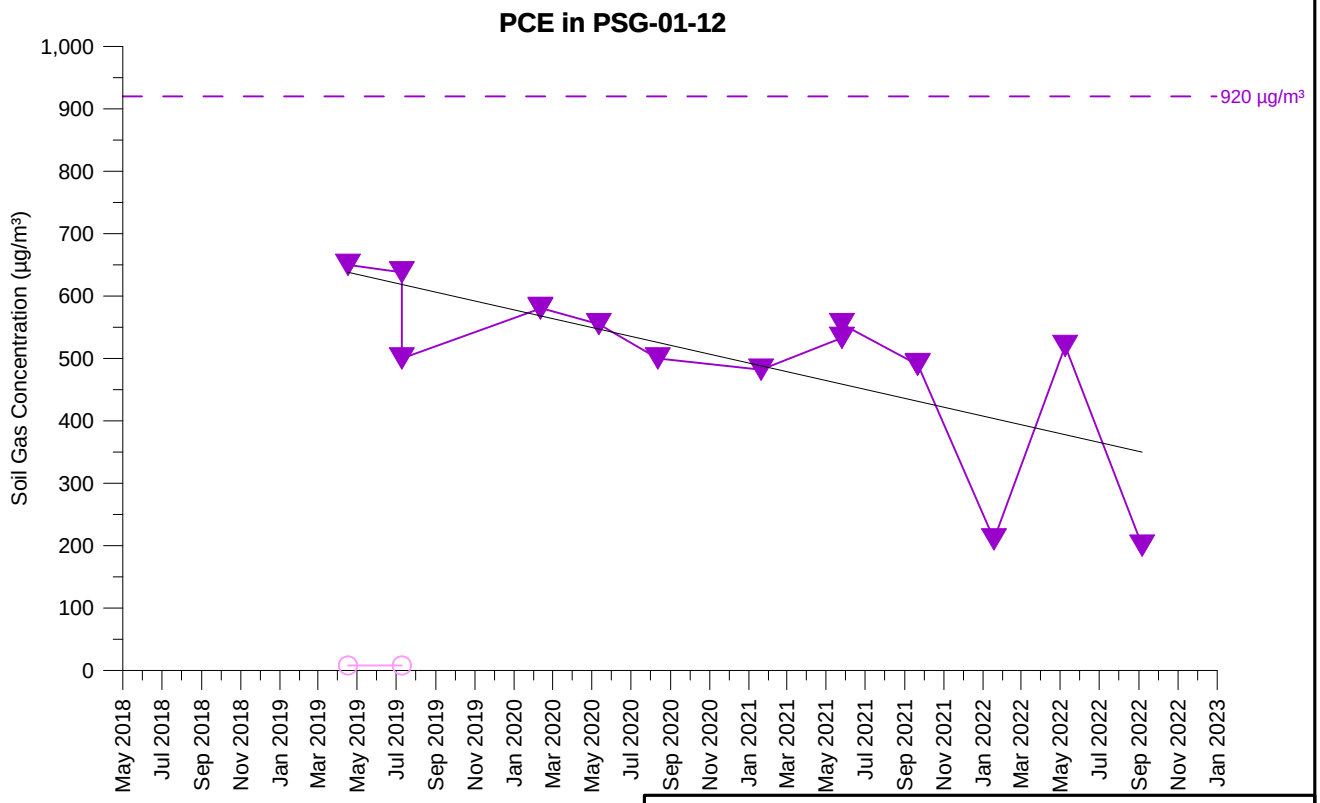

TCE Concentration (5 feet)
TCE Concentration (15 feet)
PCE Concentration (5 feet)
PCE Concentration (15 feet)

Open symbol denotes non-detect value

PSG-01-12
TCE AND PCE SOIL GAS CONCENTRATIONS OVER TIME
PARCEL 1
Former Ford Aeronutronic Property
Newport Beach, California

wsp	By: DMO	Proj. No. 8620397107.1.1G
	Date: 2/2/2023	Figure **H-1-148**

C:\Users\dave.oshea\Wood PLC\Bay Area Graphics - Documents\FordNB\fnb\1.1H\22_1117_gr\app_H1\psg_H-1-148_PSG-01-12.grf

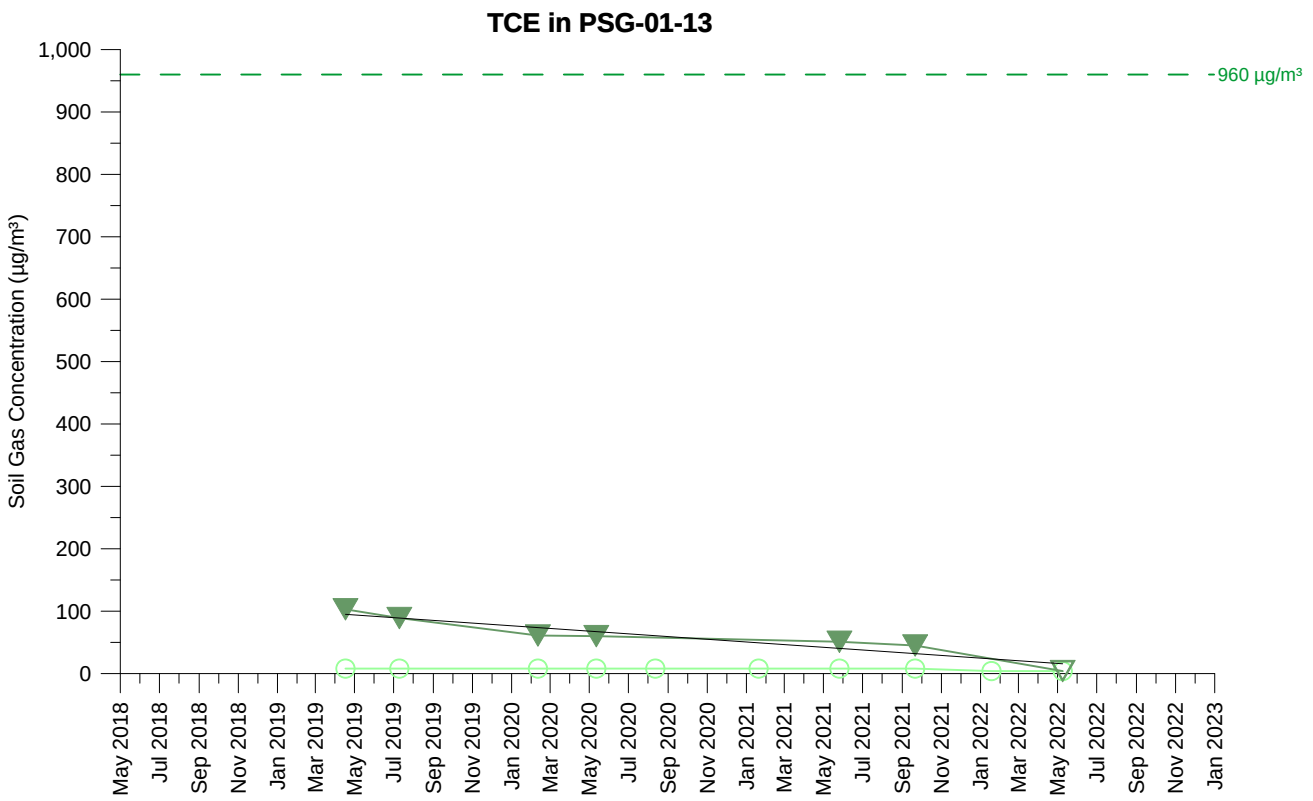

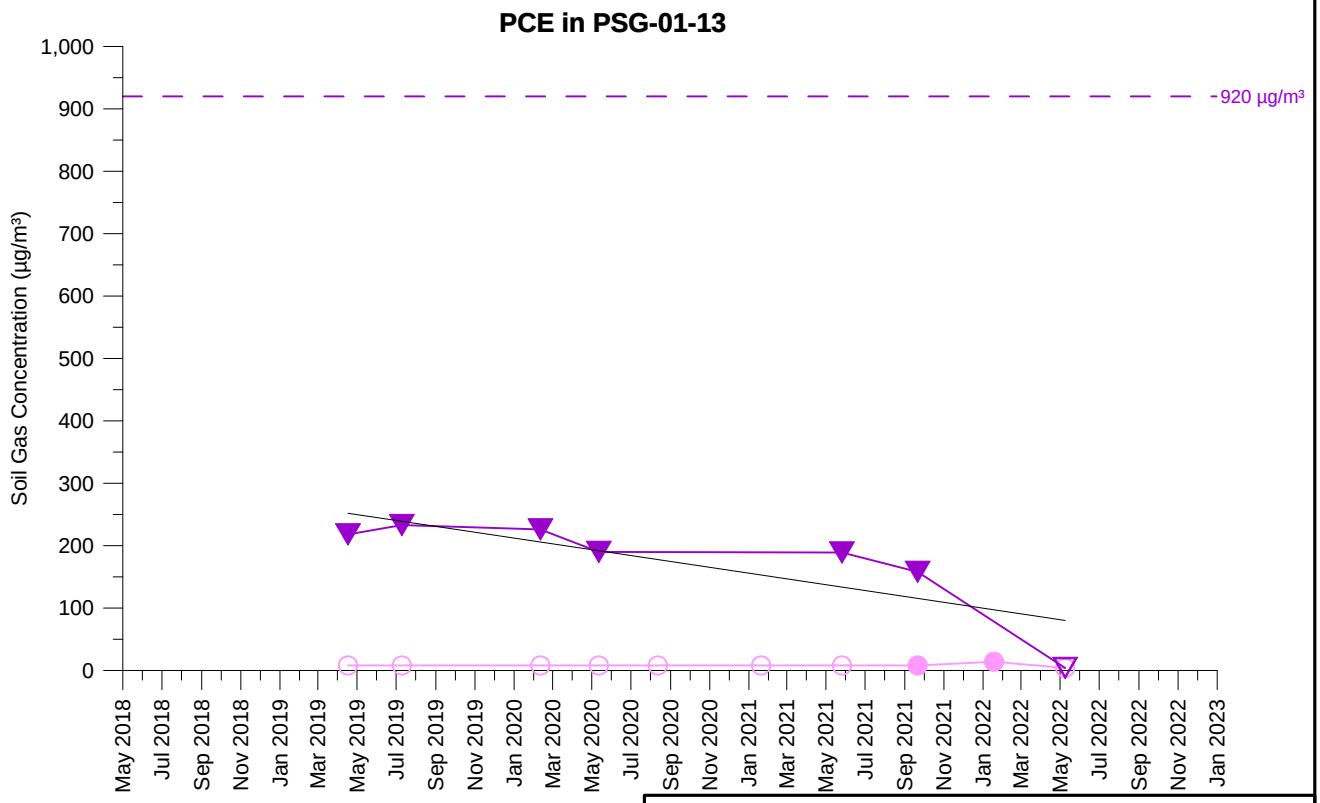

TCE Concentration (5 feet)
TCE Concentration (15 feet)
PCE Concentration (5 feet)
PCE Concentration (15 feet)

Open symbol denotes non-detect value

PSG-01-13
TCE AND PCE SOIL GAS CONCENTRATIONS OVER TIME
PARCEL 1
Former Ford Aeronutronic Property
Newport Beach, California

wsp	By: DMO	Proj. No. 8620397107.1.1G
	Date: 2/2/2023	Figure **H-1-149**

C:\Users\dave.oshea\Wood PLC\Bay Area Graphics - Documents\FordNB\fnb\1.1H\22_1117_gr\app_H1\psg_H-1-149_PSG-01-13.grf

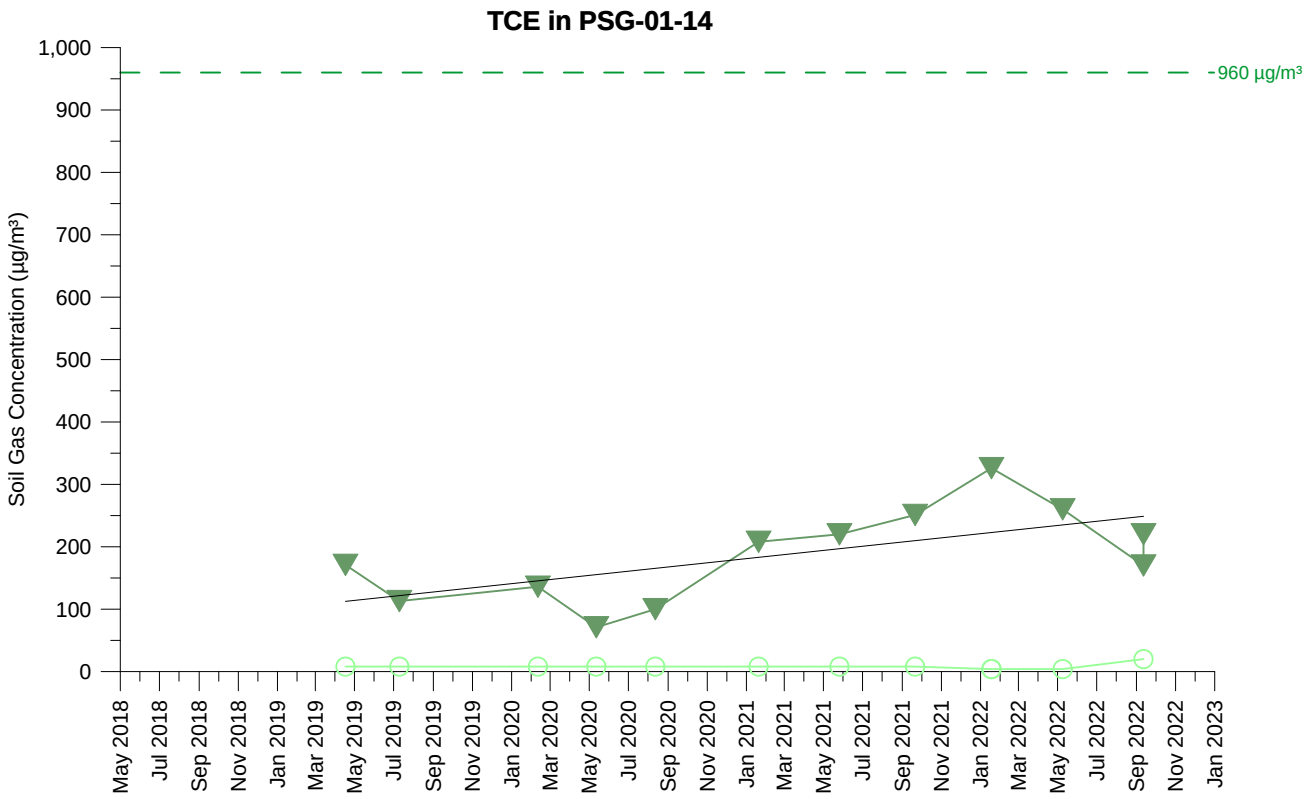

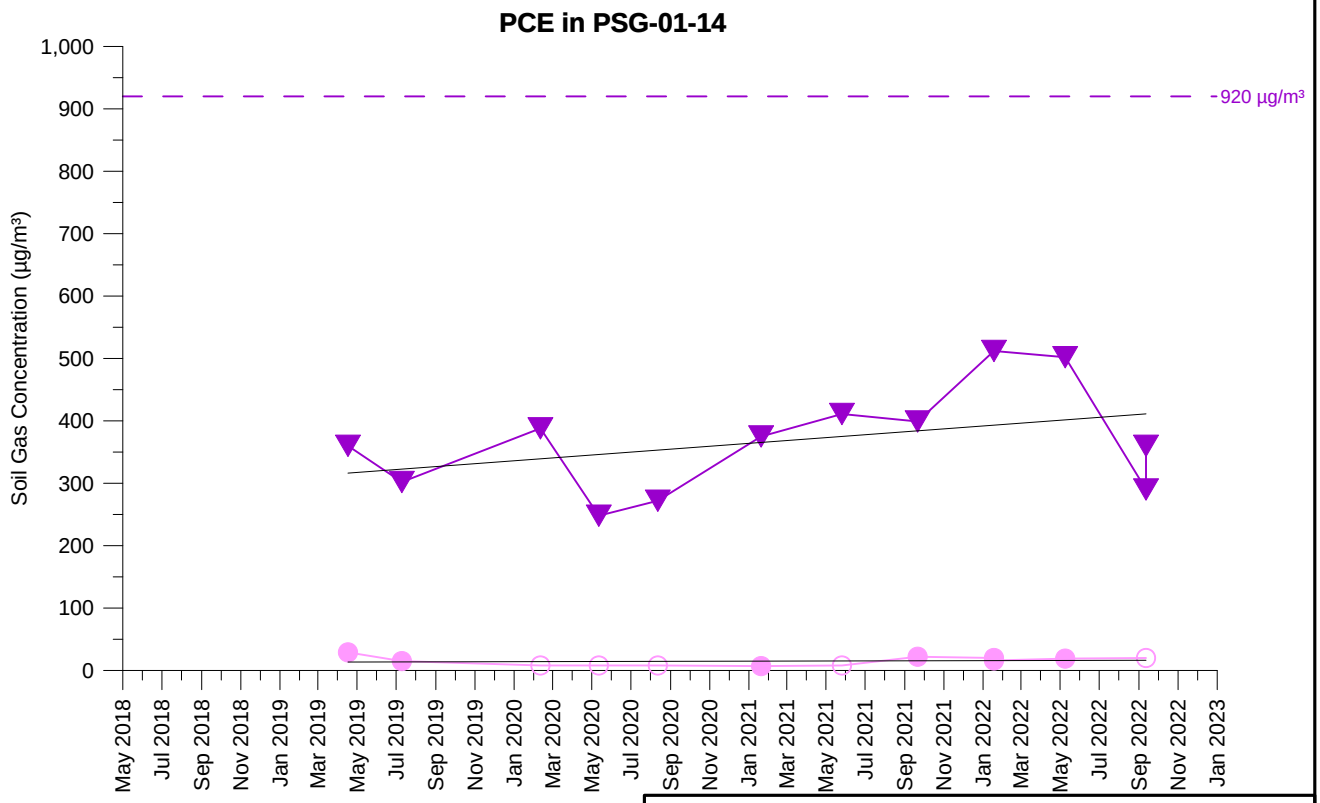

TCE Concentration (5 feet)
TCE Concentration (15 feet)
PCE Concentration (5 feet)
PCE Concentration (15 feet)

Open symbol denotes non-detect value

PSG-01-14
TCE AND PCE SOIL GAS CONCENTRATIONS OVER TIME
PARCEL 1
Former Ford Aeronutronic Property
Newport Beach, California

wsp	By: DMO	Proj. No. 8620397107.1.1G
	Date: 2/2/2023	Figure **H-1-150**

C:\Users\dave.oshea\Wood PLC\Bay Area Graphics - Documents\FordNB\fnb\1.1H\22_1117_gr\app_H1\psg_H-1-150_PSG-01-14.grf

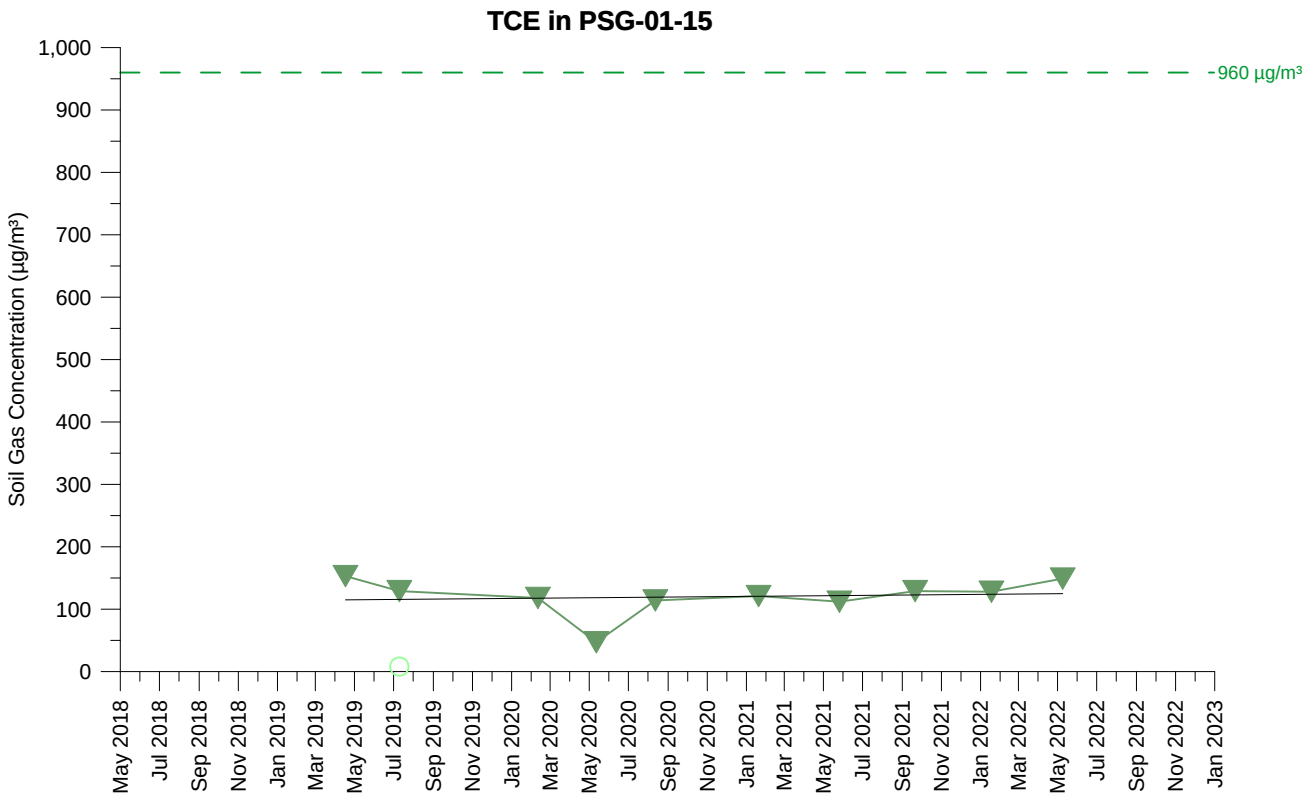

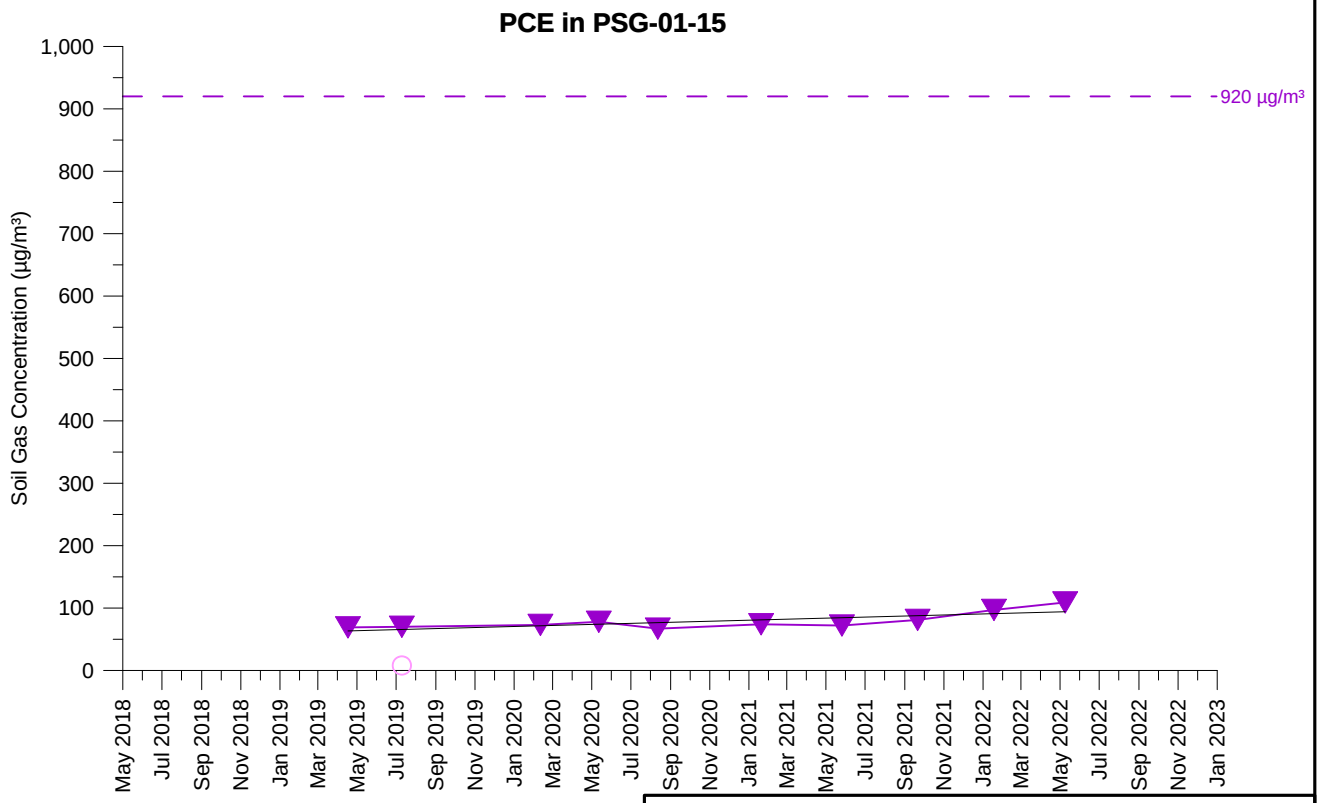

TCE Concentration (5 feet)
TCE Concentration (15 feet)
PCE Concentration (5 feet)
PCE Concentration (15 feet)

Open symbol denotes non-detect value

PSG-01-15
TCE AND PCE SOIL GAS CONCENTRATIONS OVER TIME
PARCEL 1
Former Ford Aeronutronic Property
Newport Beach, California

wsp	By: DMO	Proj. No. 8620397107.1.1G
	Date: 2/2/2023	Figure **H-1-151**

C:\Users\dave.oshea\Wood PLC\Bay Area Graphics - Documents\FordNB\fnb\1.1H\22_1117_gr\app_H1\psg_H-1-151_PSG-01-15.grf

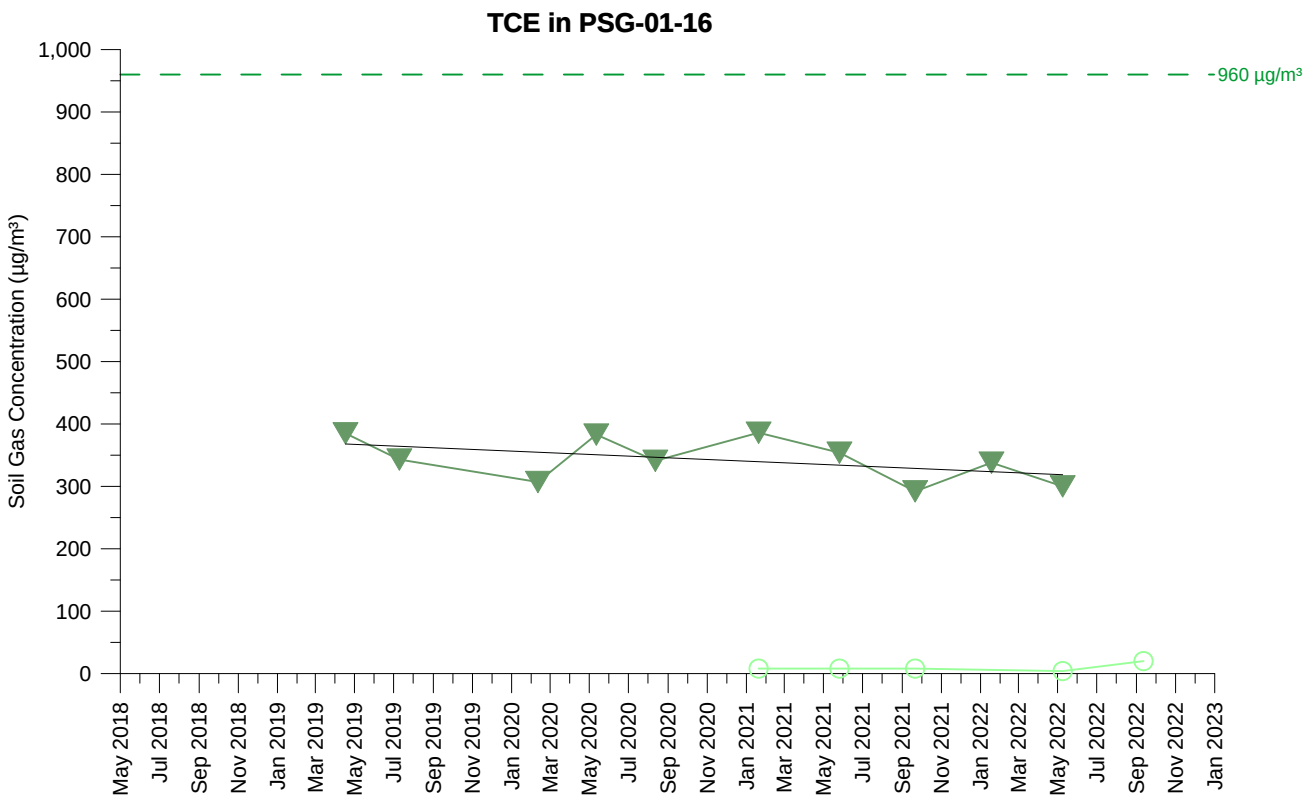

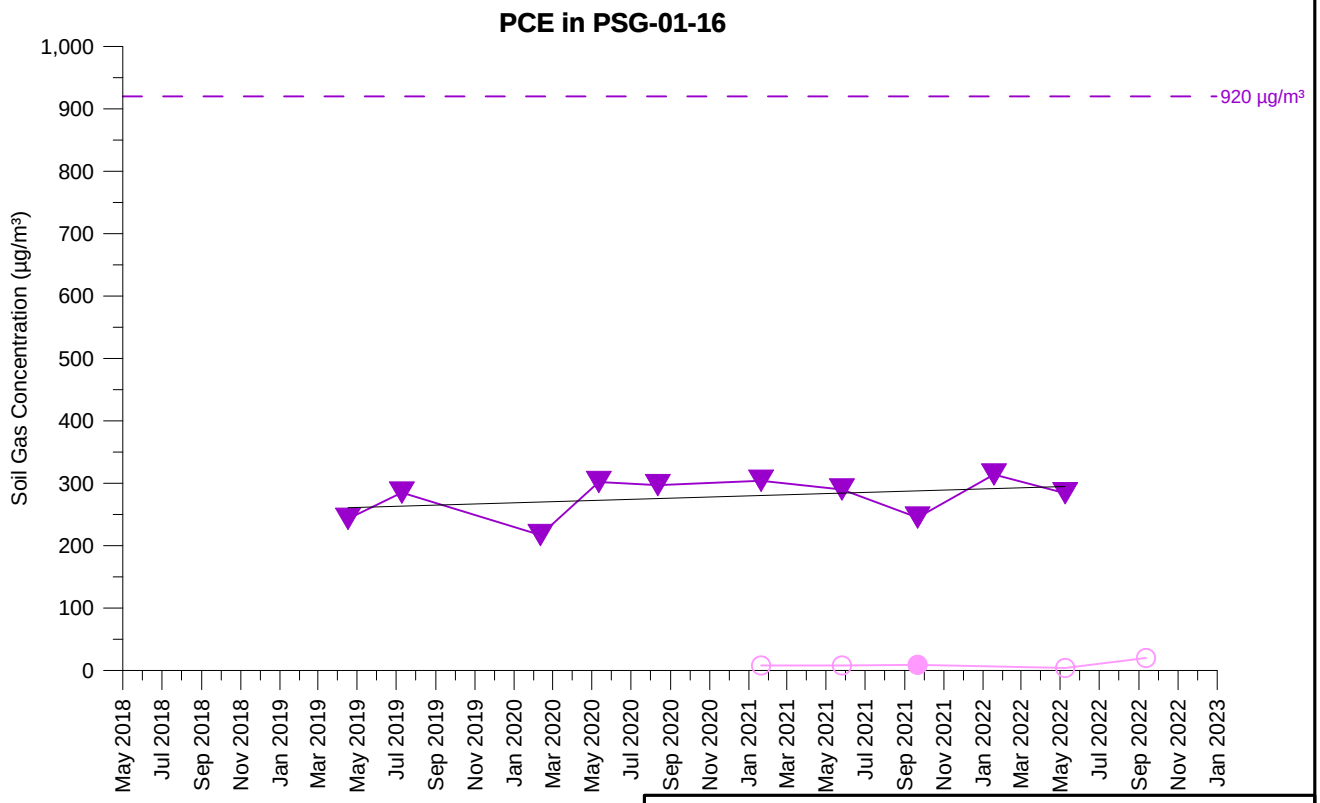

TCE Concentration (5 feet)
TCE Concentration (15 feet)
PCE Concentration (5 feet)
PCE Concentration (15 feet)

Open symbol denotes non-detect value

PSG-01-16
TCE AND PCE SOIL GAS CONCENTRATIONS OVER TIME
PARCEL 1
Former Ford Aeronutronic Property
Newport Beach, California

wsp	By: DMO	Proj. No. 8620397107.1.1G
	Date: 2/2/2023	Figure **H-1-152**

C:\Users\dave.oshea\Wood PLC\Bay Area Graphics - Documents\FordNB\fnb\1.1H\22_1117_gr\app_H1\psg_H-1-152_PSG-01-16.grf

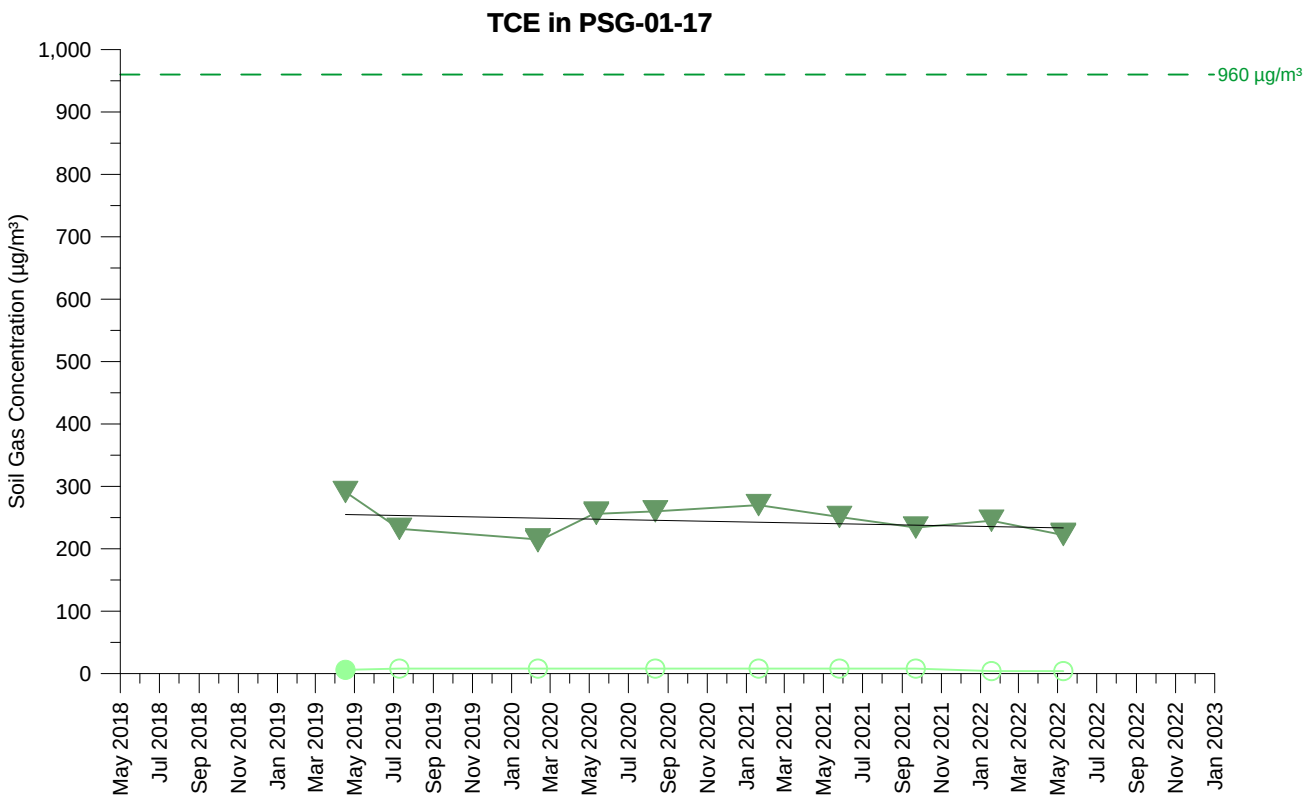

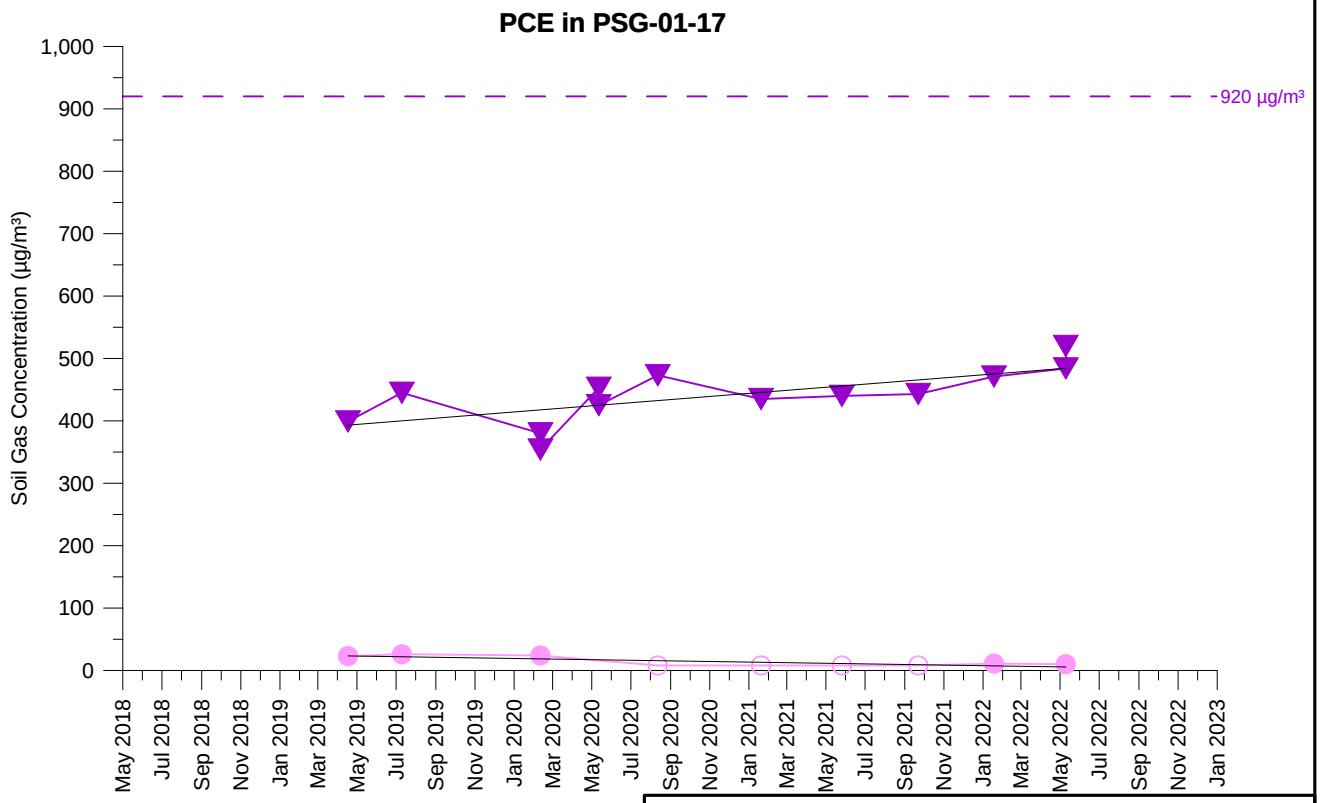

TCE Concentration (5 feet)
TCE Concentration (15 feet)
PCE Concentration (5 feet)
PCE Concentration (15 feet)

Open symbol denotes non-detect value

PSG-01-17
TCE AND PCE SOIL GAS CONCENTRATIONS OVER TIME
PARCEL 1
Former Ford Aeronutronic Property
Newport Beach, California

wsp	By: DMO	Proj. No. 8620397107.1.1G
	Date: 2/2/2023	Figure **H-1-153**

C:\Users\dave.oshea\Wood PLC\Bay Area Graphics - Documents\FordNB\fnb\1.1H\22_1117_gr\app_H1\psg_H-1-153_PSG-01-17.grf

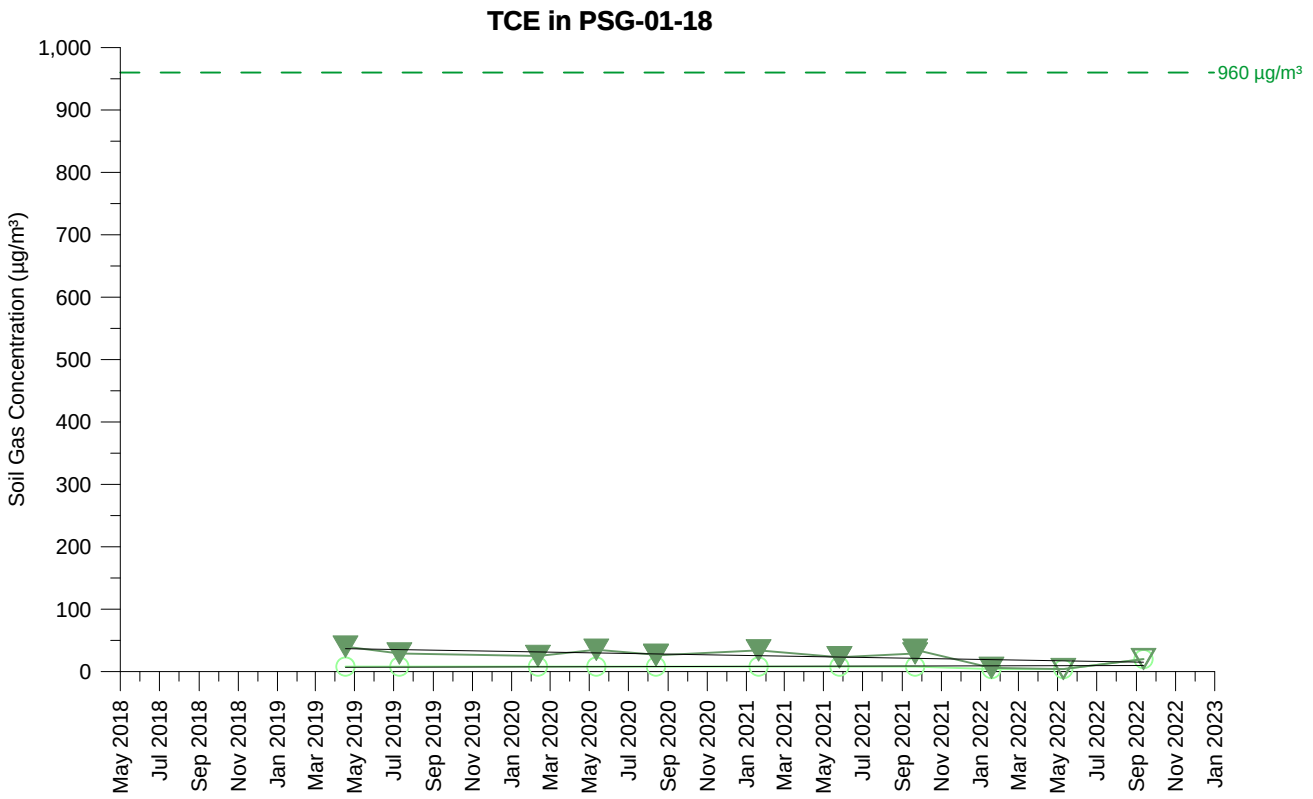

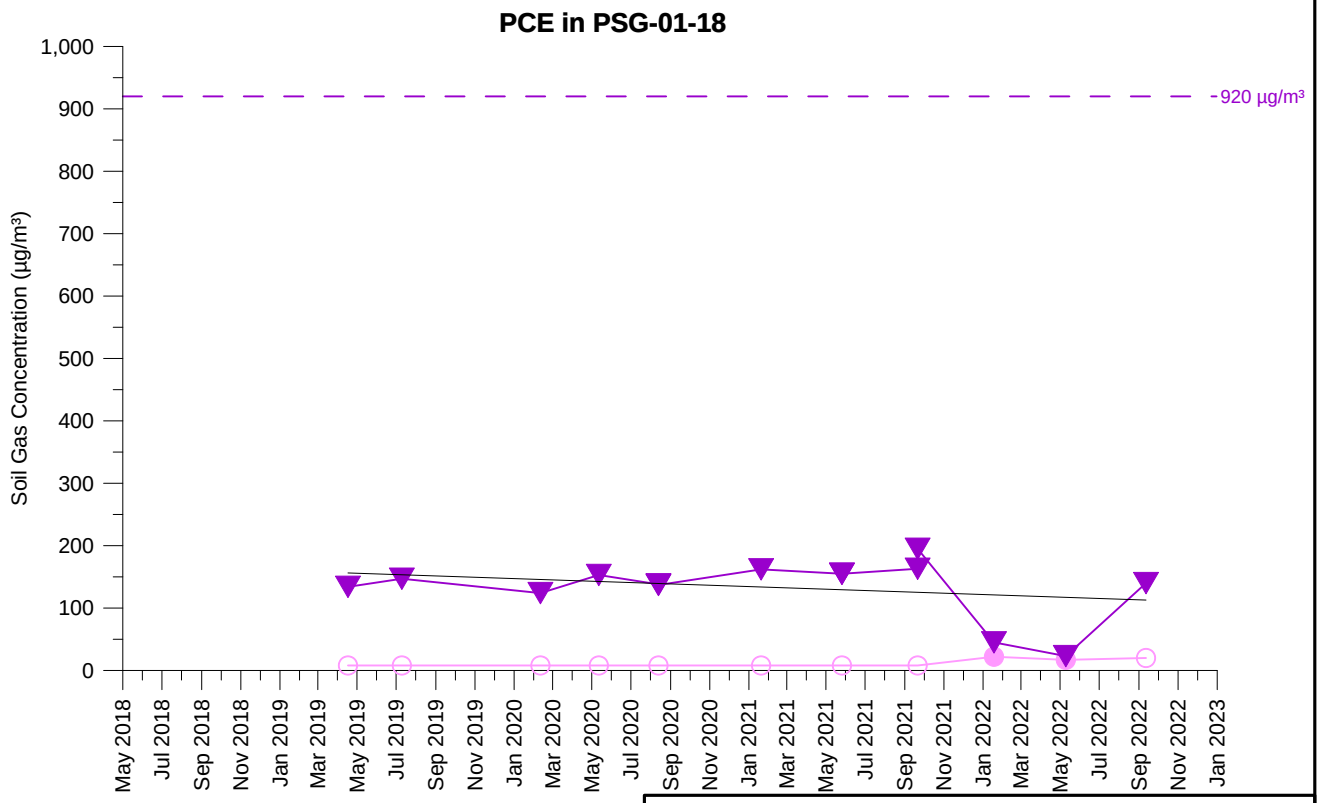

TCE Concentration (5 feet)
TCE Concentration (15 feet)
PCE Concentration (5 feet)
PCE Concentration (15 feet)

Open symbol denotes non-detect value

PSG-01-18
TCE AND PCE SOIL GAS CONCENTRATIONS OVER TIME
PARCEL 1
Former Ford Aeronutronic Property
Newport Beach, California

wsp	By: DMO	Proj. No. 8620397107.1.1G
	Date: 2/2/2023	Figure **H-1-154**

C:\Users\dave.oshea\Wood PLC\Bay Area Graphics - Documents\FordNB\fnb\1.1H\22_1117_gr\app_H1\psg_H-1-154_PSG-01-18.grf

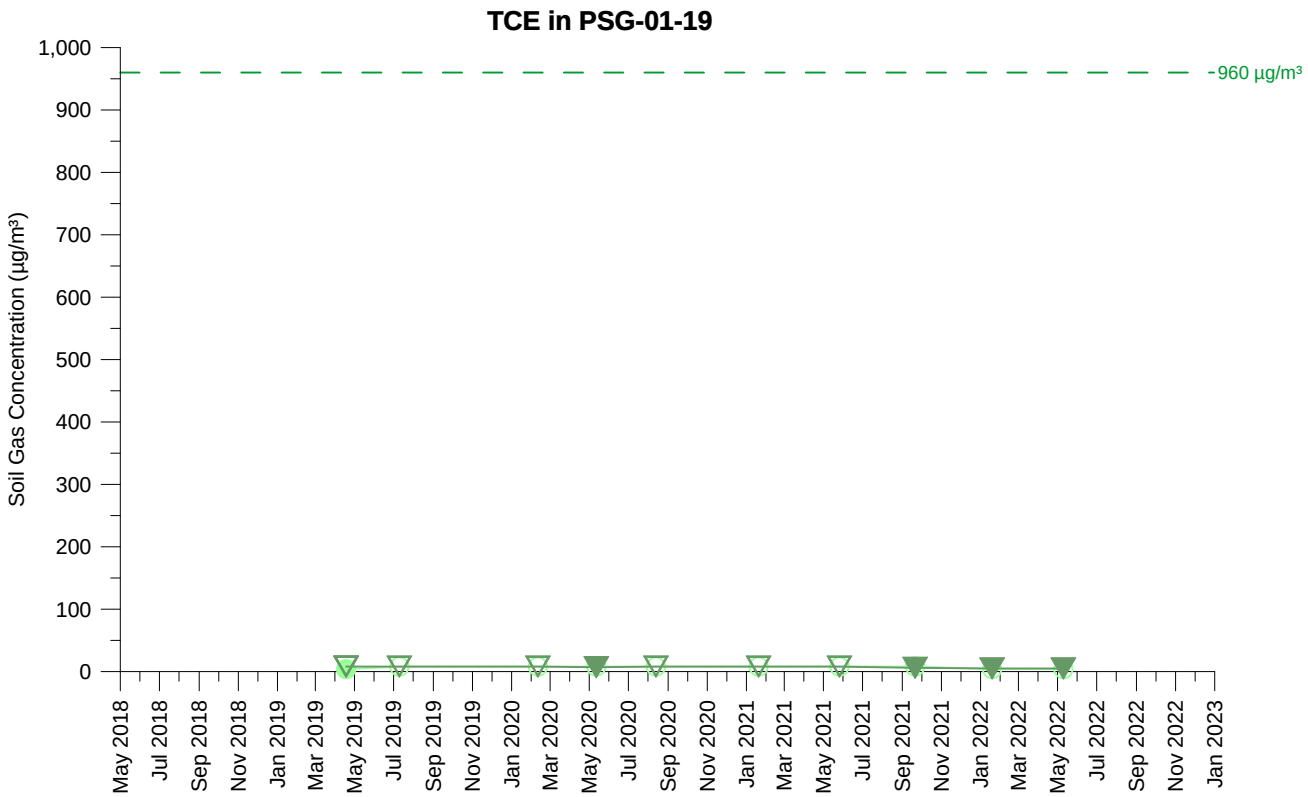

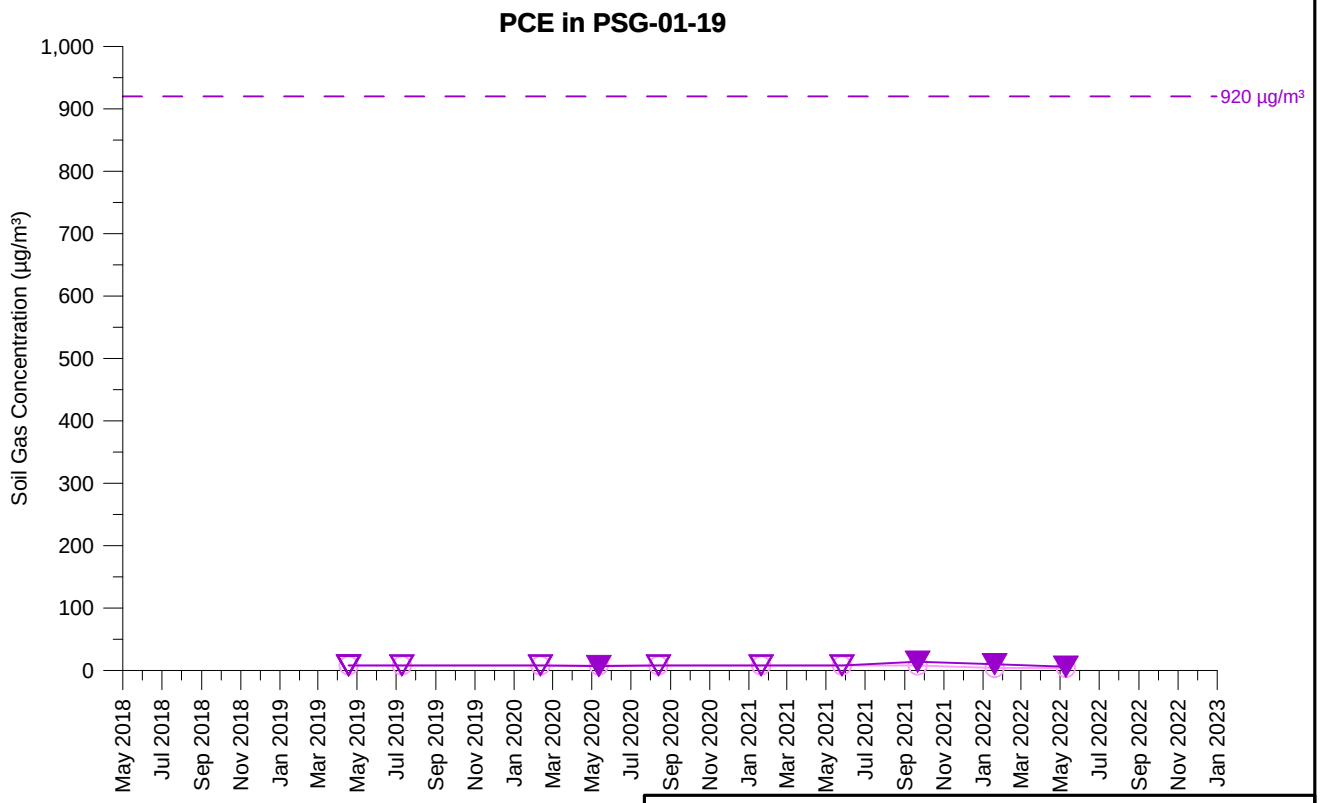

TCE Concentration (5 feet)
TCE Concentration (15 feet)
PCE Concentration (5 feet)
PCE Concentration (15 feet)

Open symbol denotes non-detect value

PSG-01-19
TCE AND PCE SOIL GAS CONCENTRATIONS OVER TIME
PARCEL 1
Former Ford Aeronutronic Property
Newport Beach, California

wsp	By: DMO	Proj. No. 8620397107.1.1G
	Date: 2/2/2023	Figure **H-1-155**

C:\Users\dave.oshea\Wood PLC\Bay Area Graphics - Documents\FordNB\fnb\1.1H\22_1117_gr\app_H1\psg_H-1-155_PSG-01-19.grf

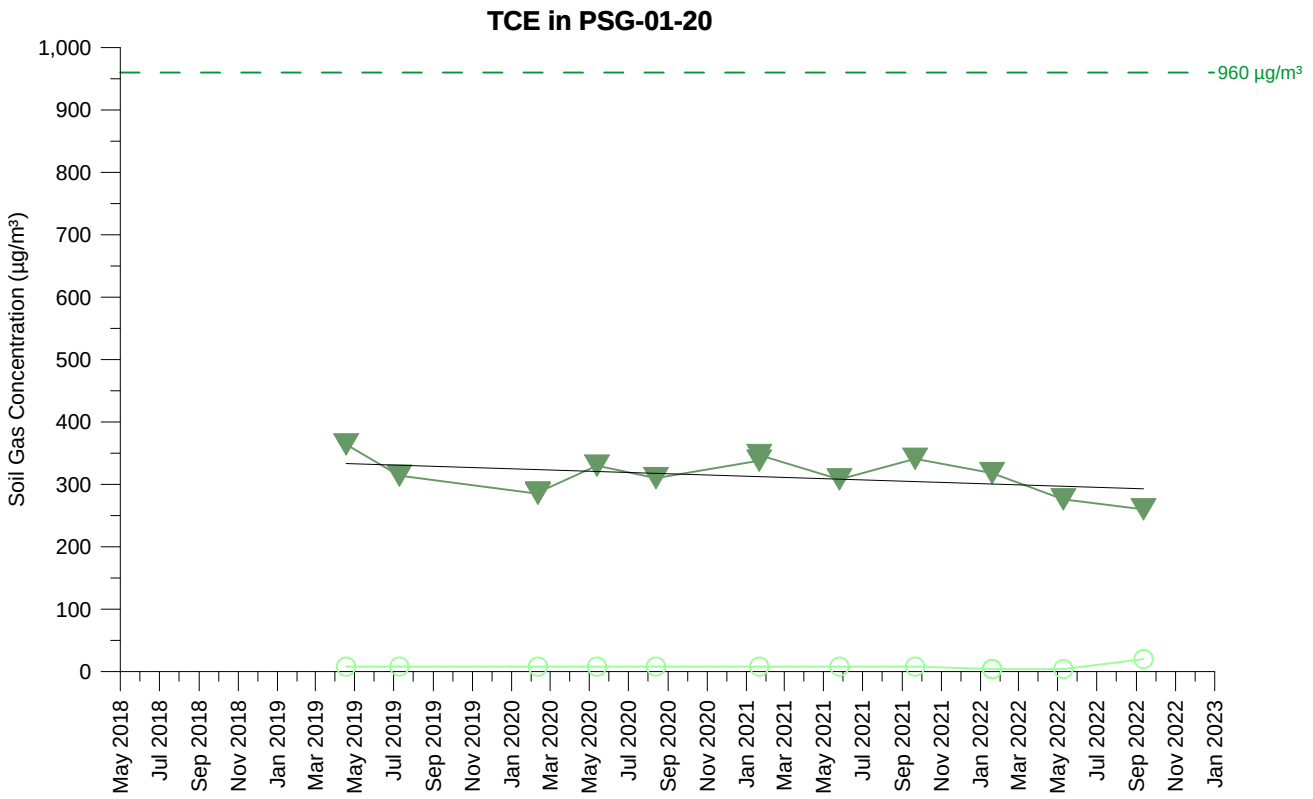

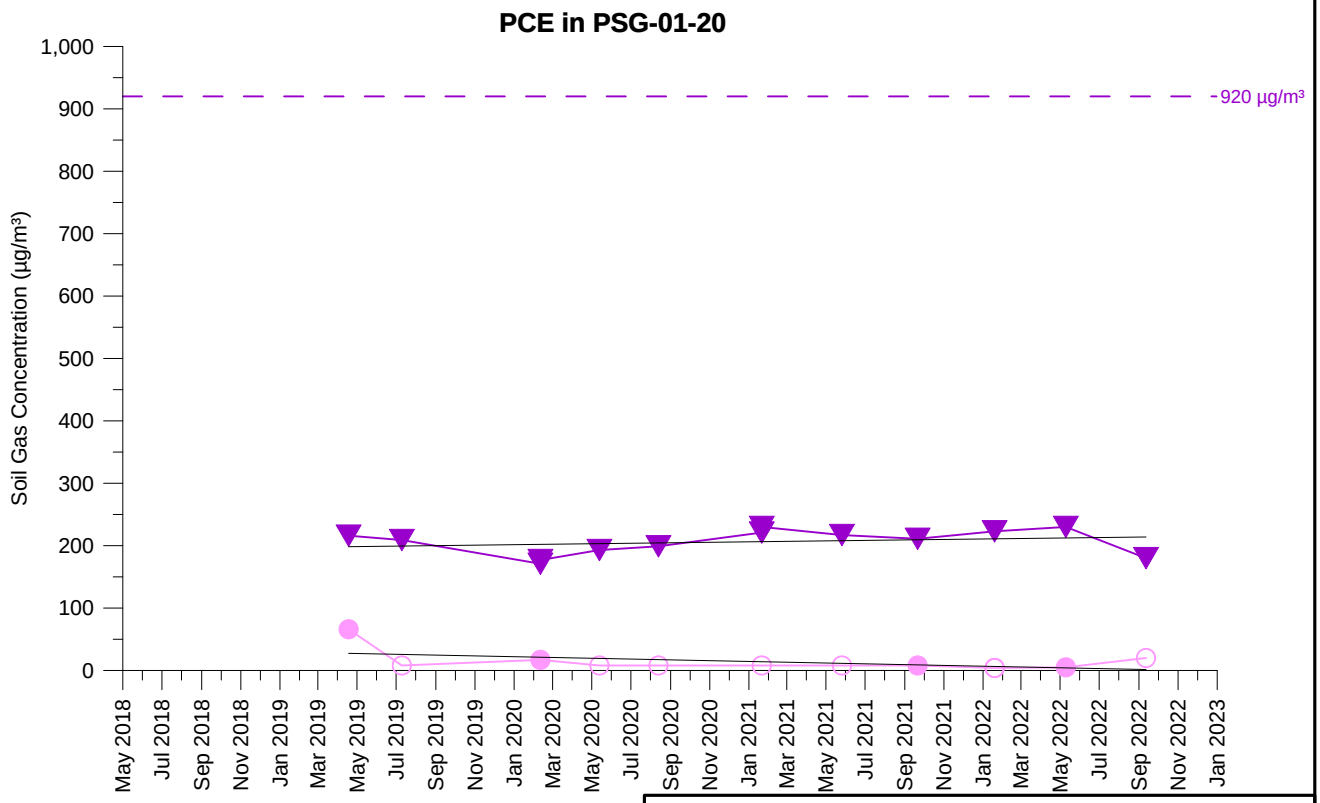

TCE Concentration (5 feet)
TCE Concentration (15 feet)
PCE Concentration (5 feet)
PCE Concentration (15 feet)

Open symbol denotes non-detect value

PSG-01-20
TCE AND PCE SOIL GAS CONCENTRATIONS OVER TIME
PARCEL 1
Former Ford Aeronutronic Property
Newport Beach, California

wsp	By: DMO	Proj. No. 8620397107.1.1G
	Date: 2/2/2023	Figure **H-1-156**

C:\Users\dave.oshea\Wood PLC\Bay Area Graphics - Documents\FordNB\fnb\1.1H\22_1117_gr\app_H1\psg_H-1-156_PSG-01-20.grf

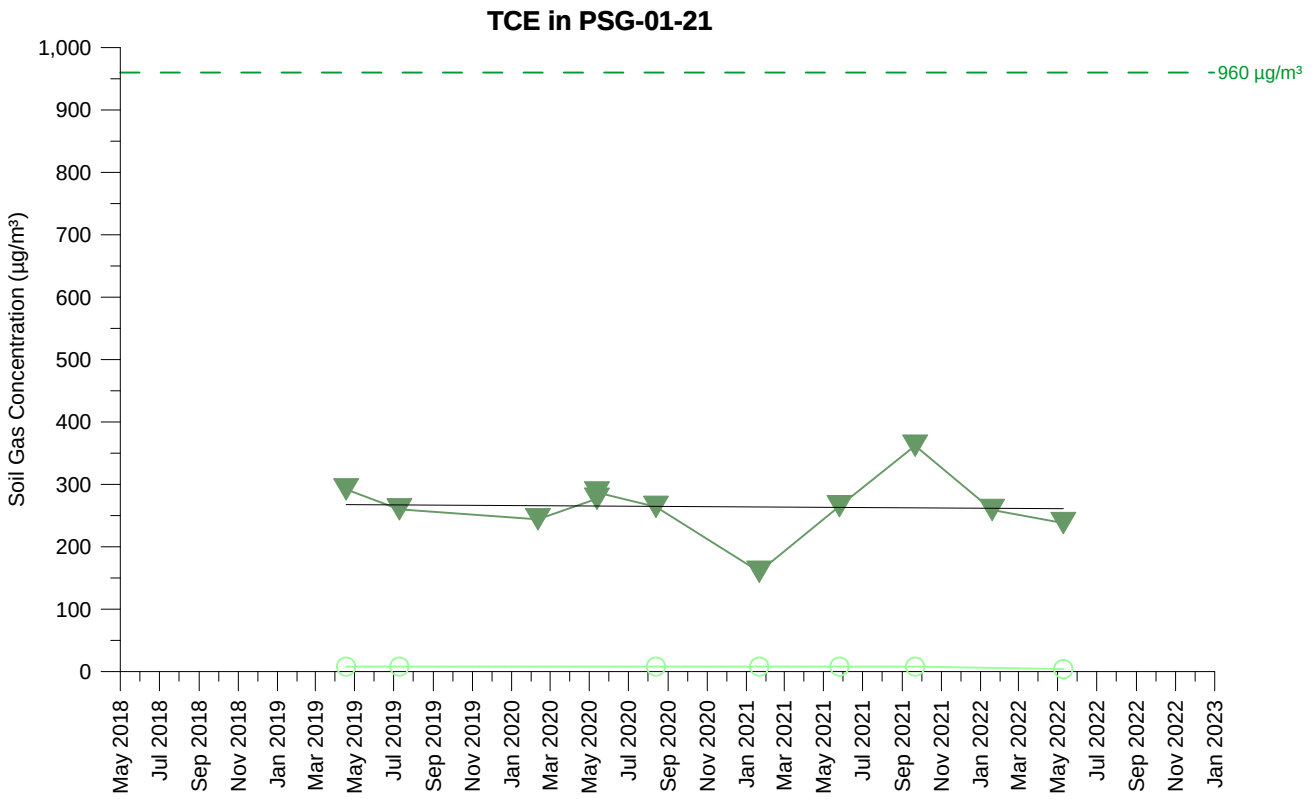

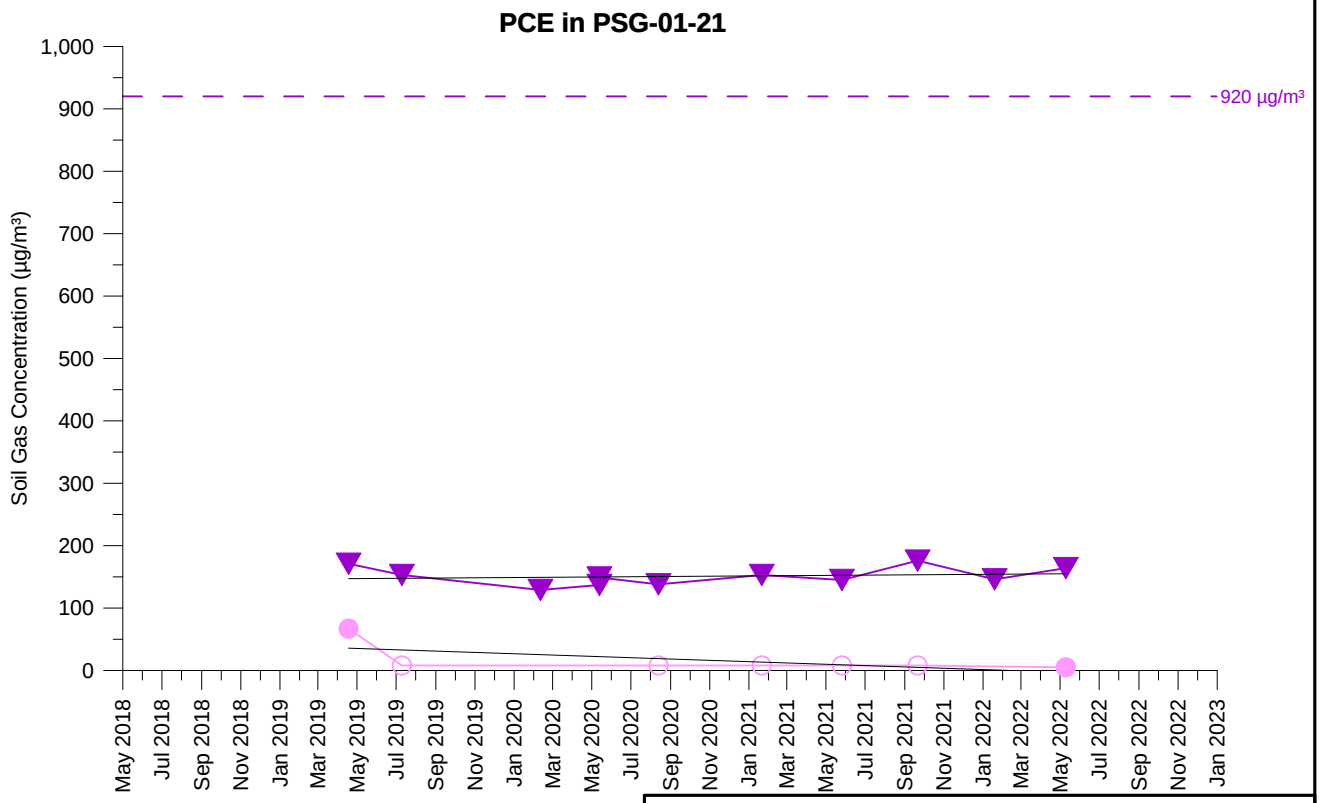

TCE Concentration (5 feet)
TCE Concentration (15 feet)
PCE Concentration (5 feet)
PCE Concentration (15 feet)
Open symbol denotes non-detect value

PSG-01-21
TCE AND PCE SOIL GAS CONCENTRATIONS OVER TIME
PARCEL 1
Former Ford Aeronutronic Property
Newport Beach, California

wsp	By: DMO	Proj. No. 8620397107.1.1G
	Date: 2/2/2023	Figure **H-1-157**

C:\Users\dave.oshea\Wood PLC\Bay Area Graphics - Documents\FordNB\fnb\1.1H\22_1117_gr\app_H1\psg_H-1-157_PSG-01-21.grf

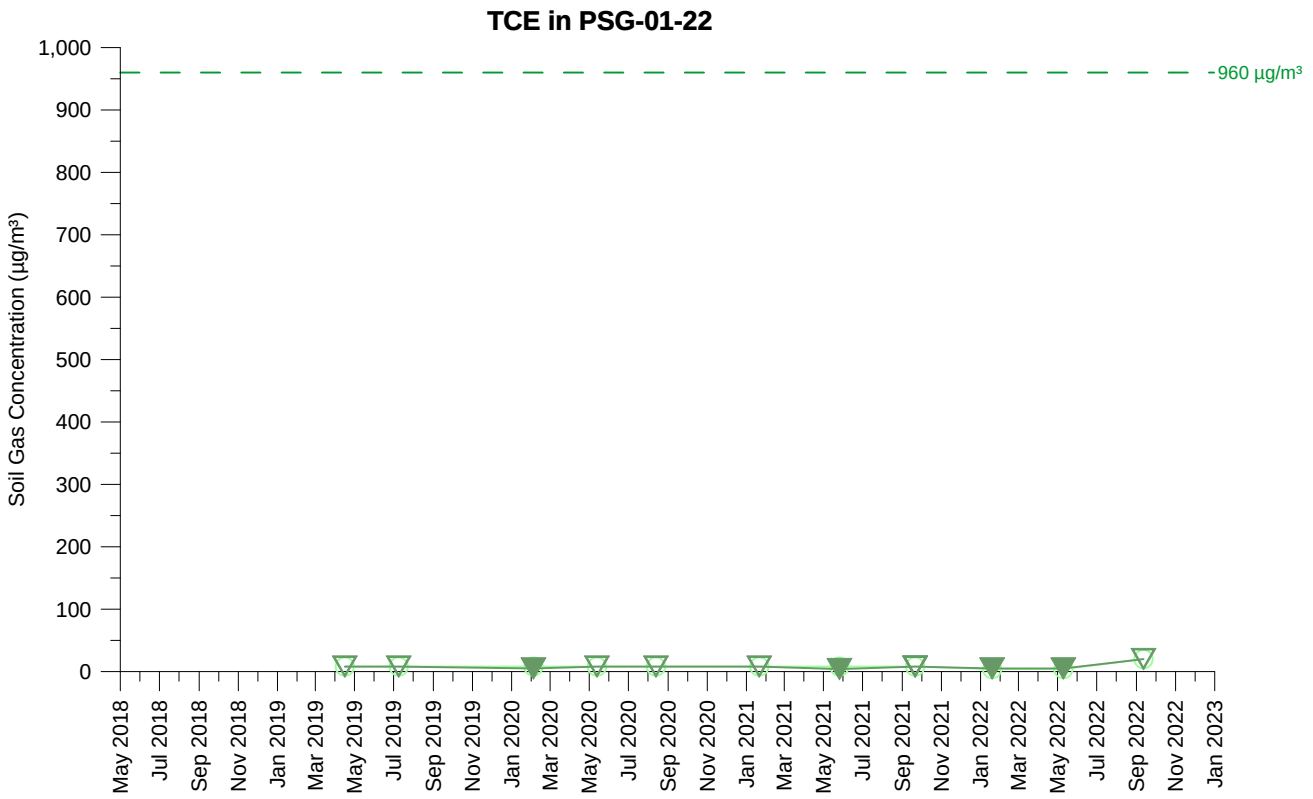

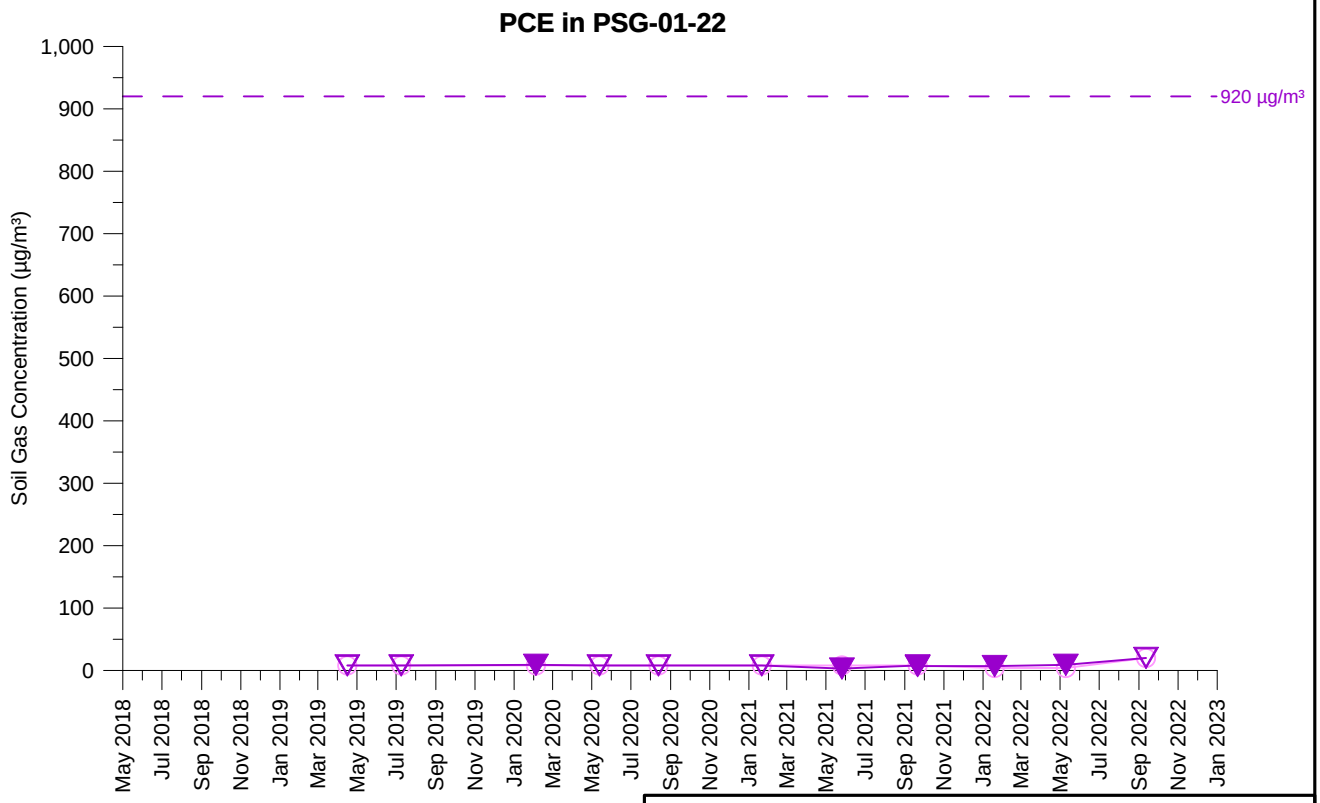

TCE Concentration (5 feet)
TCE Concentration (15 feet)
PCE Concentration (5 feet)
PCE Concentration (15 feet)

Open symbol denotes non-detect value

PSG-01-22
TCE AND PCE SOIL GAS CONCENTRATIONS OVER TIME
PARCEL 1
Former Ford Aeronutronic Property
Newport Beach, California

wsp	By: DMO	Proj. No. 8620397107.1.1G
	Date: 2/2/2023	Figure **H-1-158**

C:\Users\dave.oshea\Wood PLC\Bay Area Graphics - Documents\FordNB\fnb\1.1H\22_1117_gr\app_H1\psg_H-1-158_PSG-01-22.grf

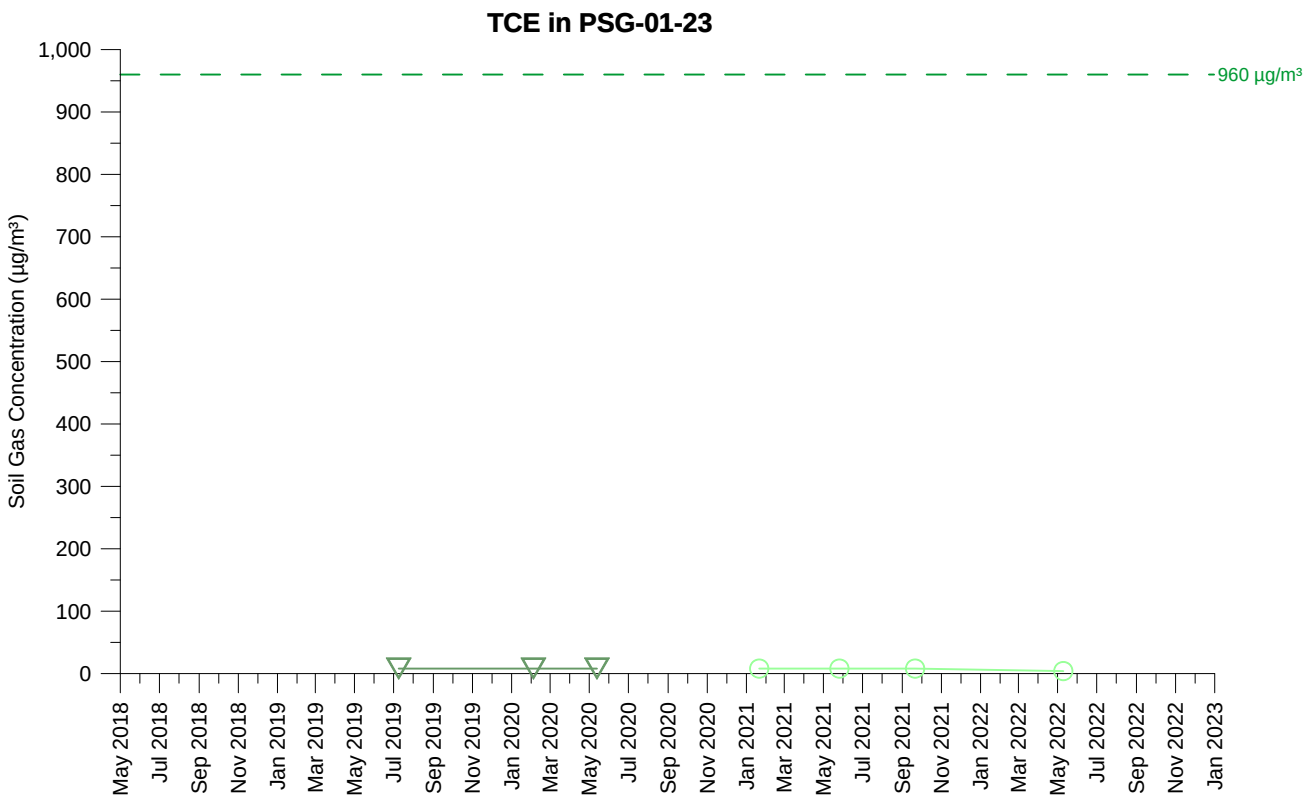

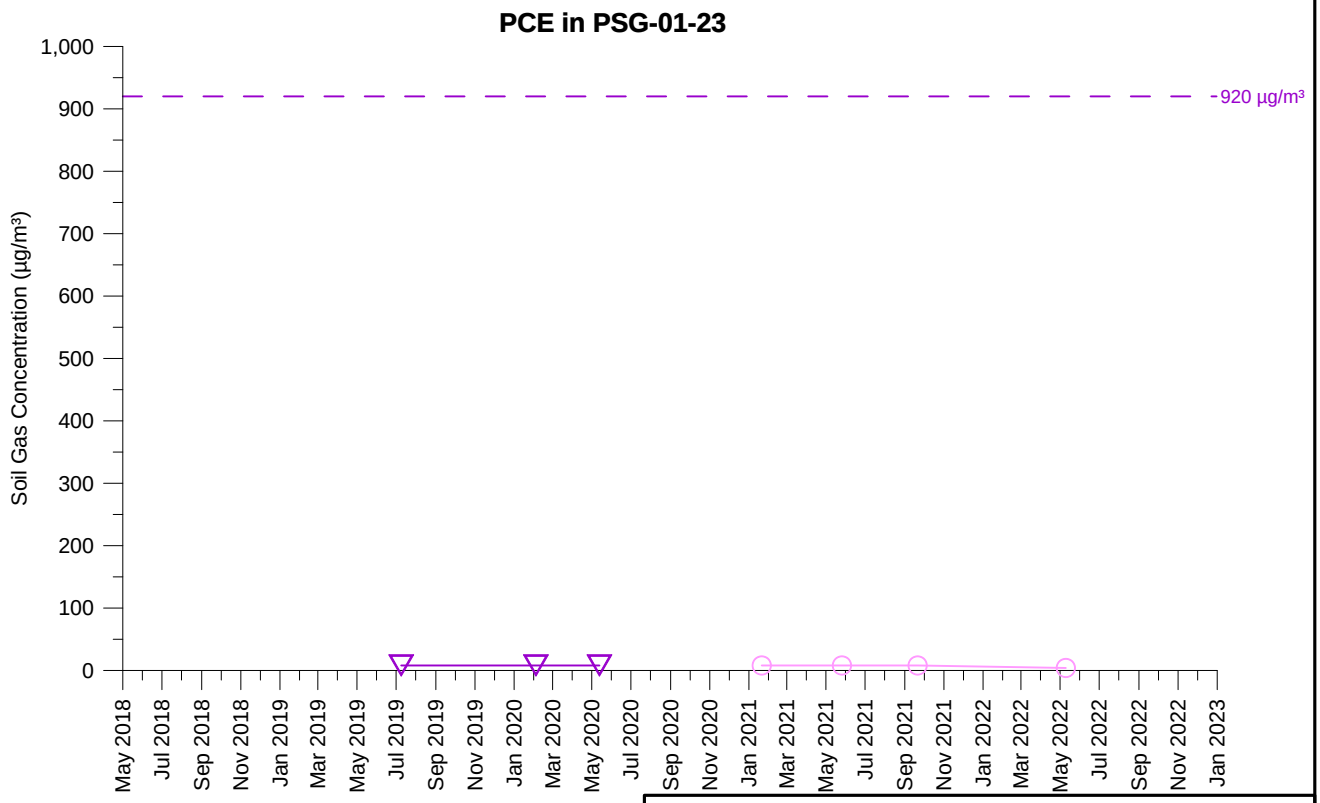

TCE Concentration (5 feet)
TCE Concentration (15 feet)
PCE Concentration (5 feet)
PCE Concentration (15 feet)

Open symbol denotes non-detect value

PSG-01-23
TCE AND PCE SOIL GAS CONCENTRATIONS OVER TIME
PARCEL 1
Former Ford Aeronutronic Property
Newport Beach, California

wsp	By: DMO	Proj. No. 8620397107.1.1G
	Date: 2/2/2023	Figure **H-1-159**

C:\Users\dave.oshea\Wood PLC\Bay Area Graphics - Documents\FordNB\fnb\1.1H\22_1117_gr\app_H1\psg_H-1-159_PSG-01-23.grf

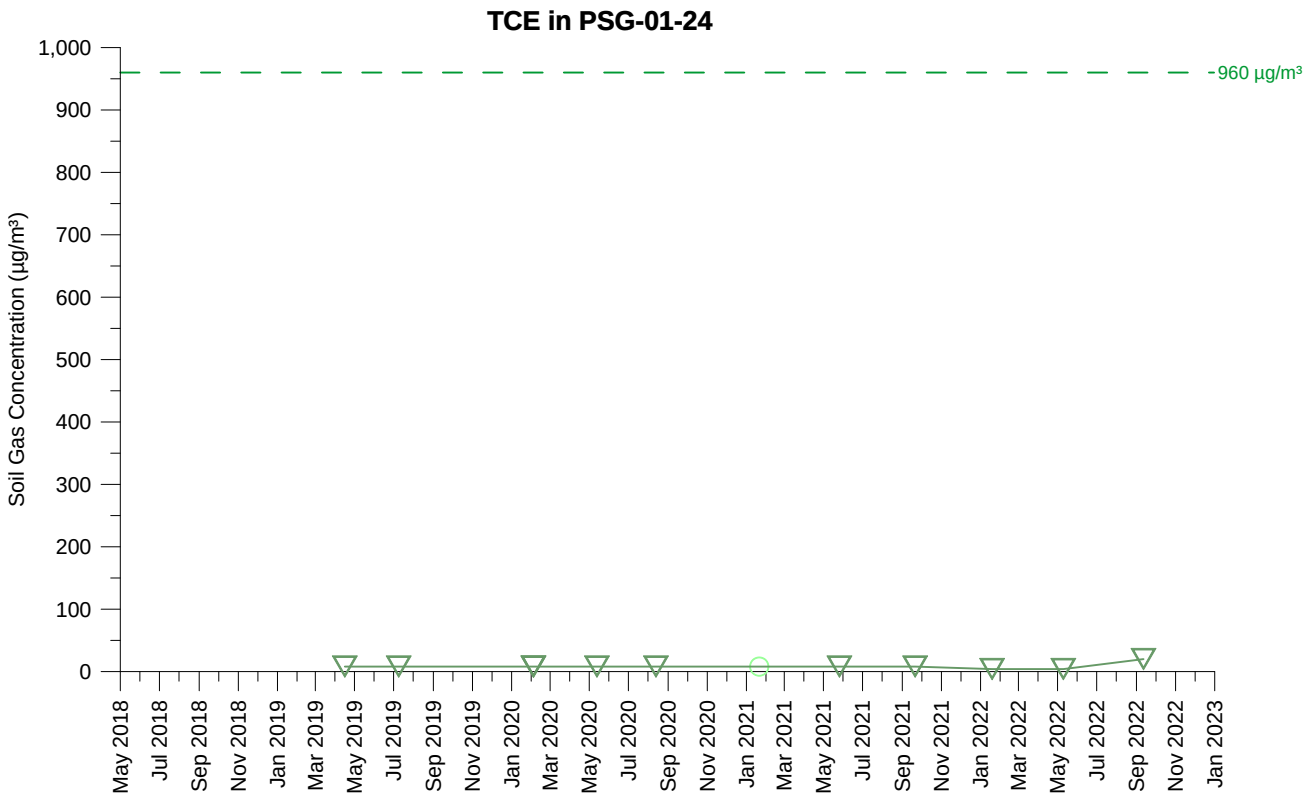

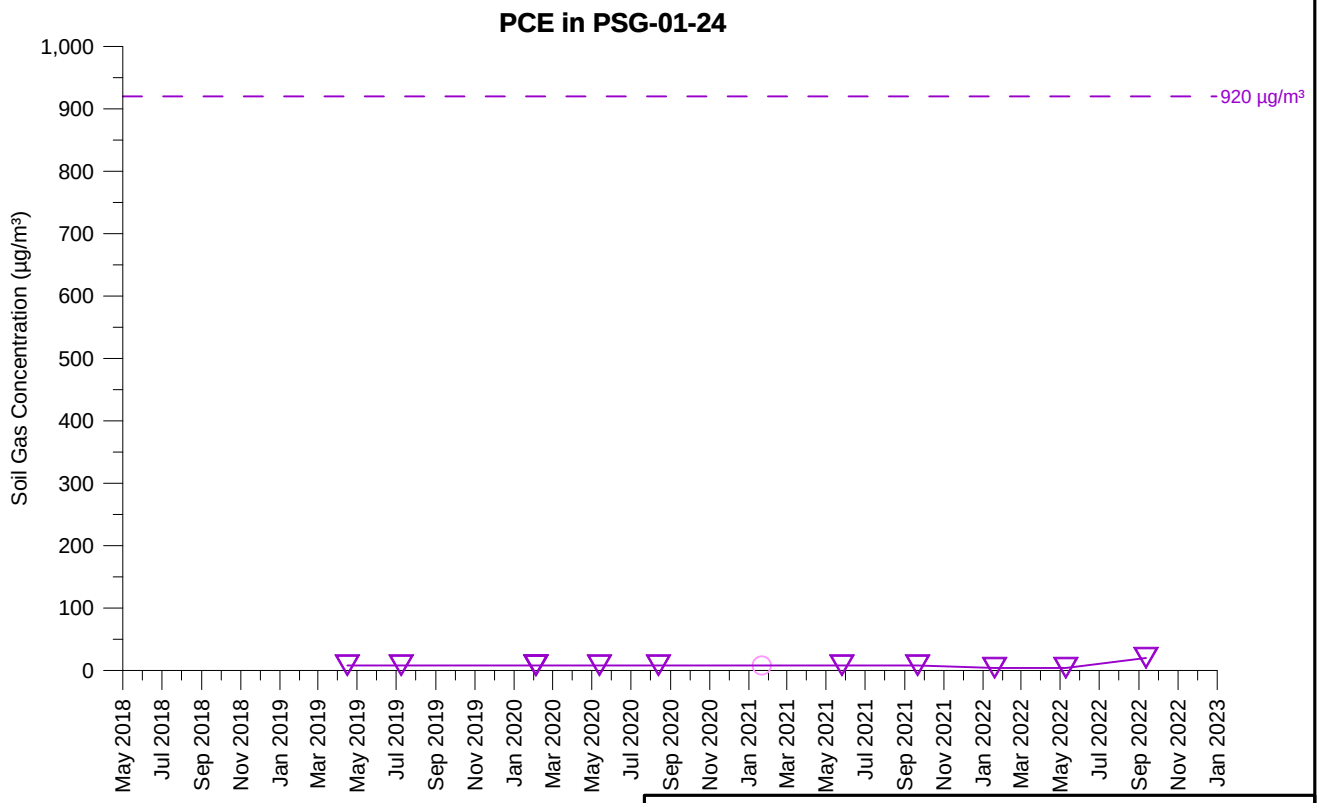

TCE Concentration (5 feet)
TCE Concentration (15 feet)
PCE Concentration (5 feet)
PCE Concentration (15 feet)

Open symbol denotes non-detect value

PSG-01-24
TCE AND PCE SOIL GAS CONCENTRATIONS OVER TIME
PARCEL 1
Former Ford Aeronutronic Property
Newport Beach, California

wsp	By: DMO	Proj. No. 8620397107.1.1G
	Date: 2/2/2023	Figure **H-1-160**

C:\Users\dave.oshea\Wood PLC\Bay Area Graphics - Documents\FordNB\fnb\1.1H\22_1117_gr\app_H1\psg_H-1-160_PSG-01-24.grf

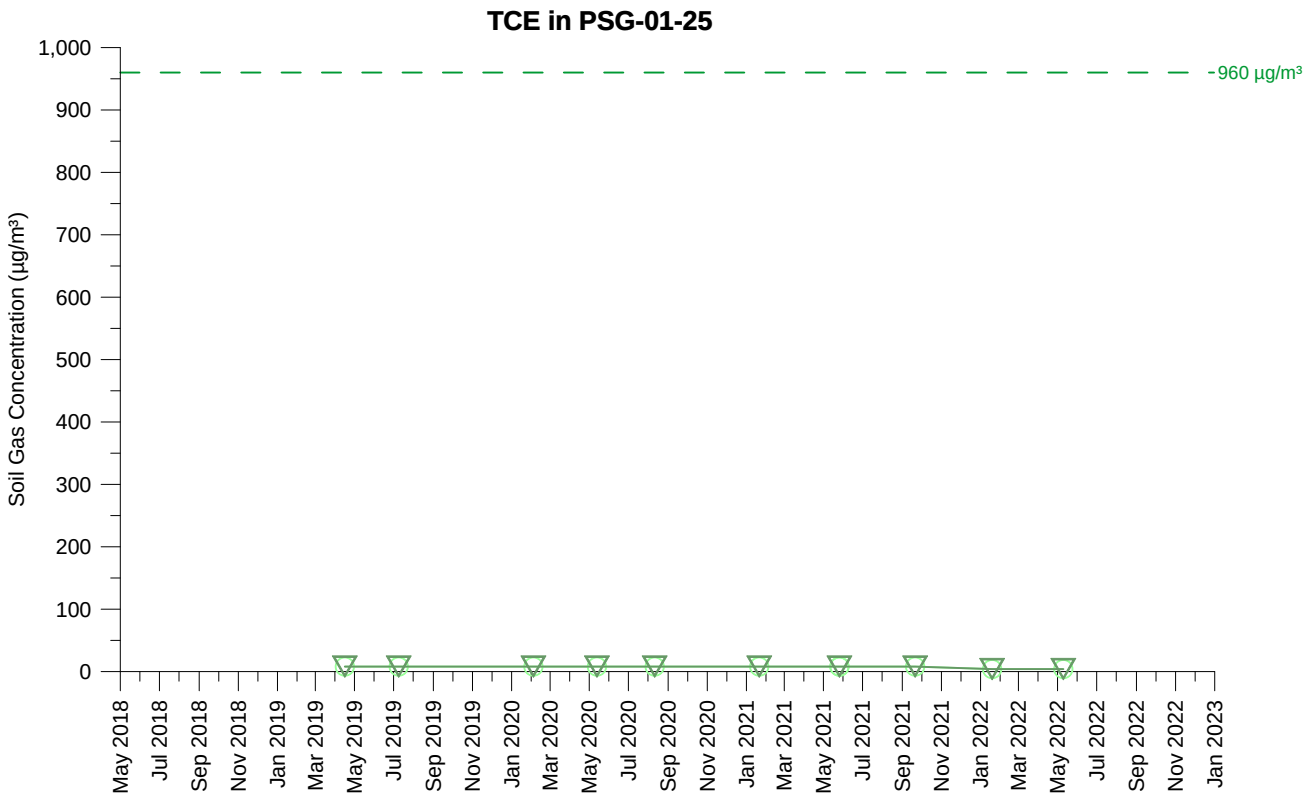

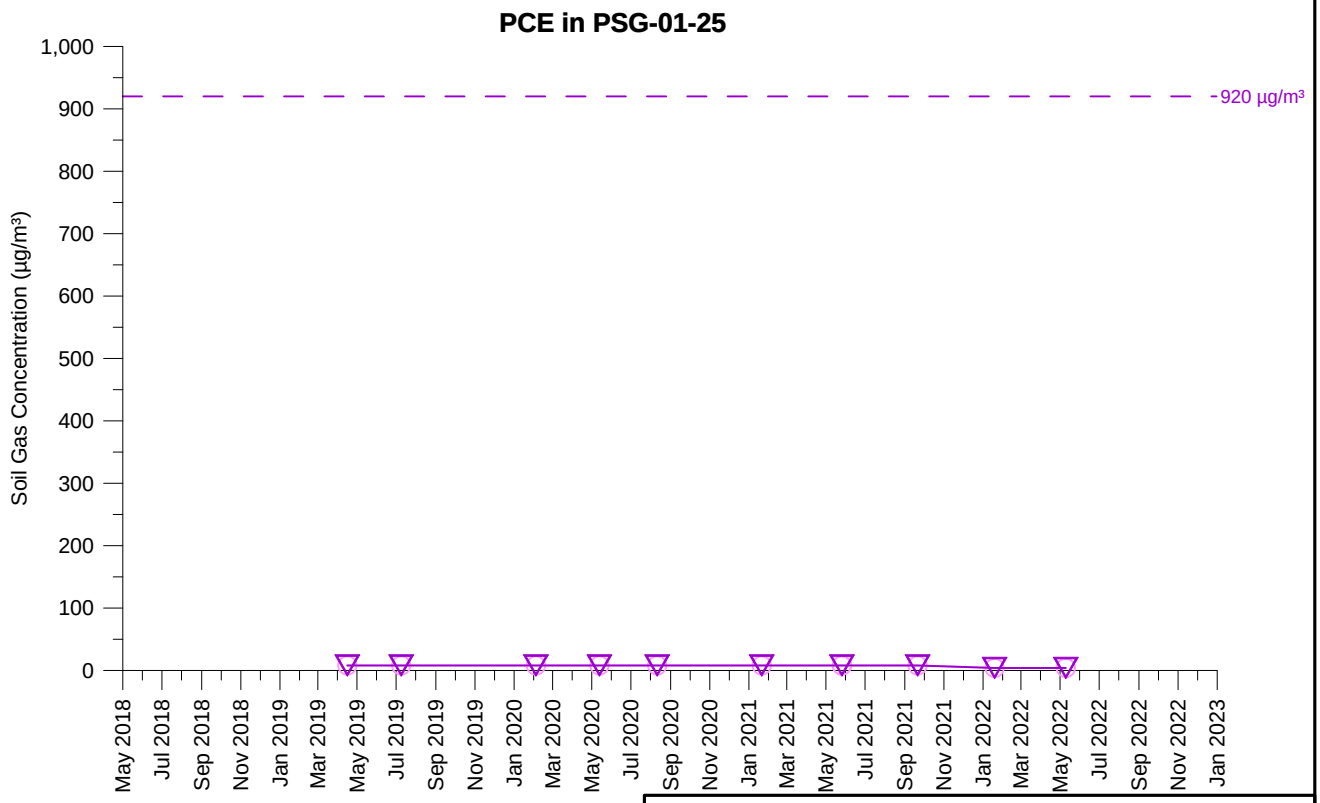

TCE Concentration (5 feet)
TCE Concentration (15 feet)
PCE Concentration (5 feet)
PCE Concentration (15 feet)

Open symbol denotes non-detect value

PSG-01-25
TCE AND PCE SOIL GAS CONCENTRATIONS OVER TIME
PARCEL 1
Former Ford Aeronutronic Property
Newport Beach, California

wsp	By: DMO	Proj. No. 8620397107.1.1G
	Date: 2/2/2023	Figure **H-1-161**

C:\Users\dave.oshea\Wood PLC\Bay Area Graphics - Documents\FordNB\fnb\1.1H\22_1117_gr\app_H1\psg_H-1-161_PSG-01-25.grf

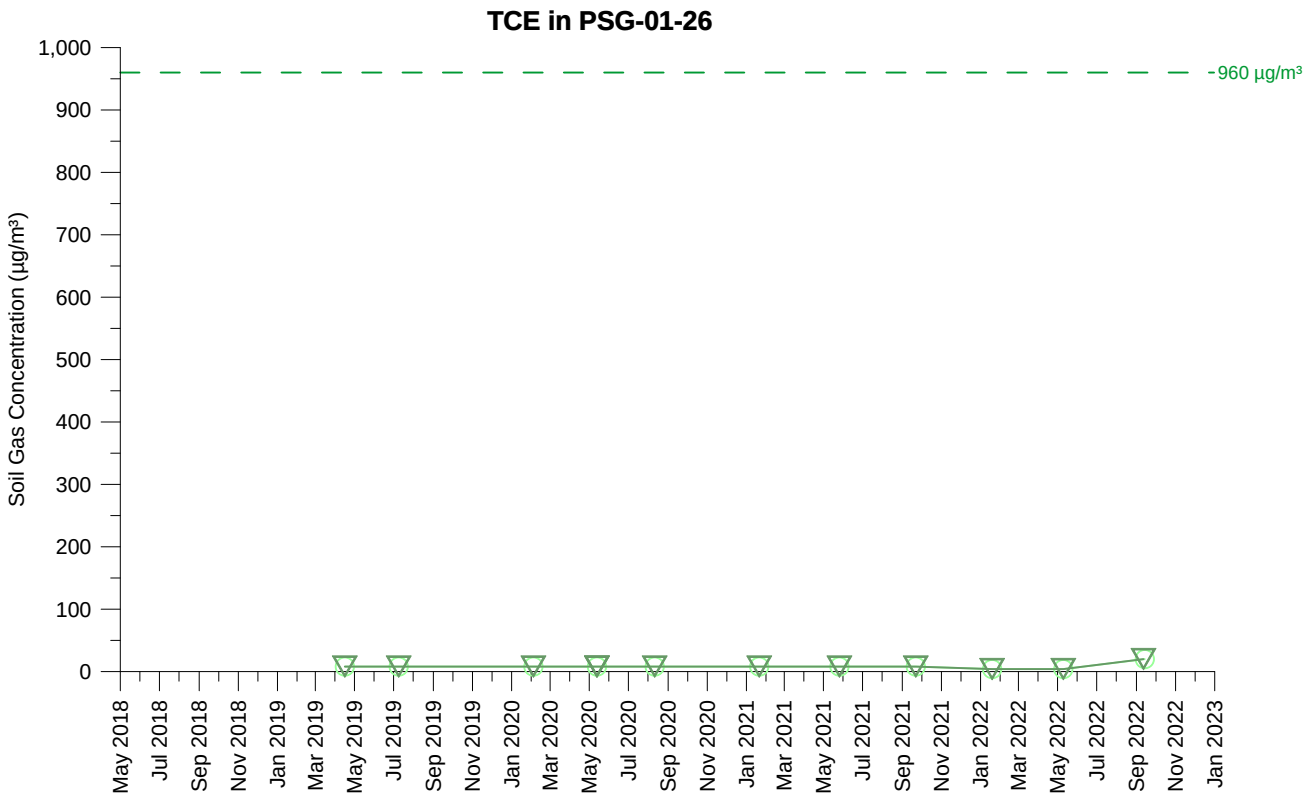

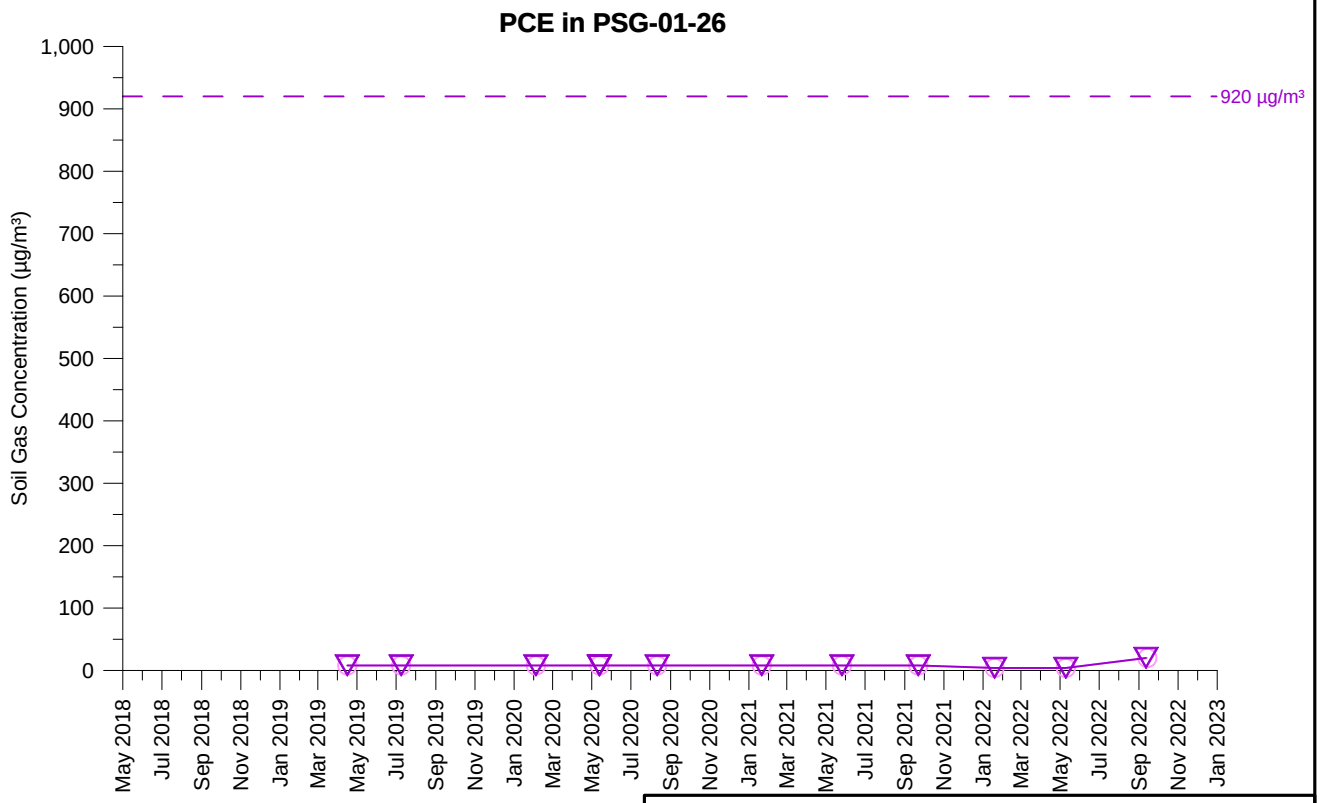

TCE Concentration (5 feet)
TCE Concentration (15 feet)
PCE Concentration (5 feet)
PCE Concentration (15 feet)

Open symbol denotes non-detect value

PSG-01-26
TCE AND PCE SOIL GAS CONCENTRATIONS OVER TIME
PARCEL 1
Former Ford Aeronutronic Property
Newport Beach, California

wsp	By: DMO	Proj. No. 8620397107.1.1G
	Date: 2/2/2023	Figure **H-1-162**

C:\Users\dave.oshea\Wood PLC\Bay Area Graphics - Documents\FordNB\fnb\1.1H\22_1117_gr\app_H1\psg_H-1-162_PSG-01-26.grf

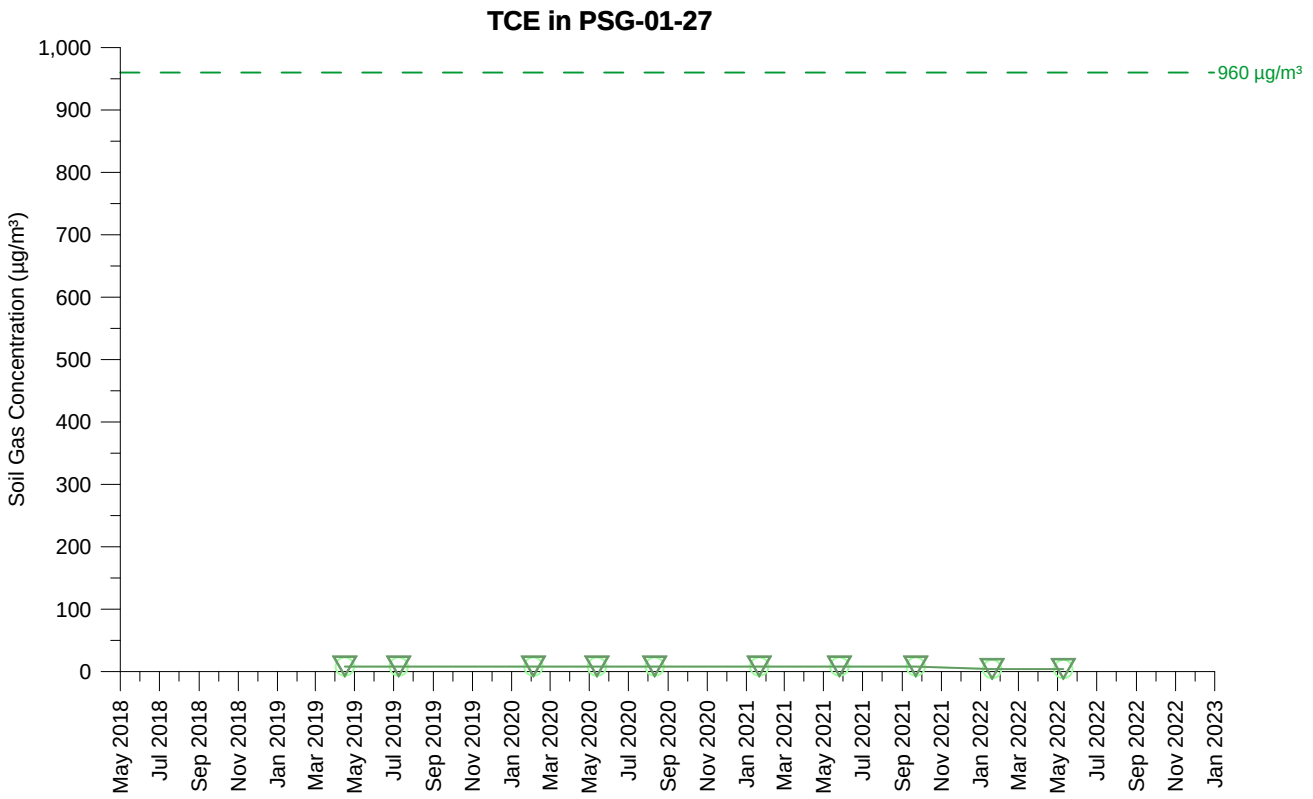

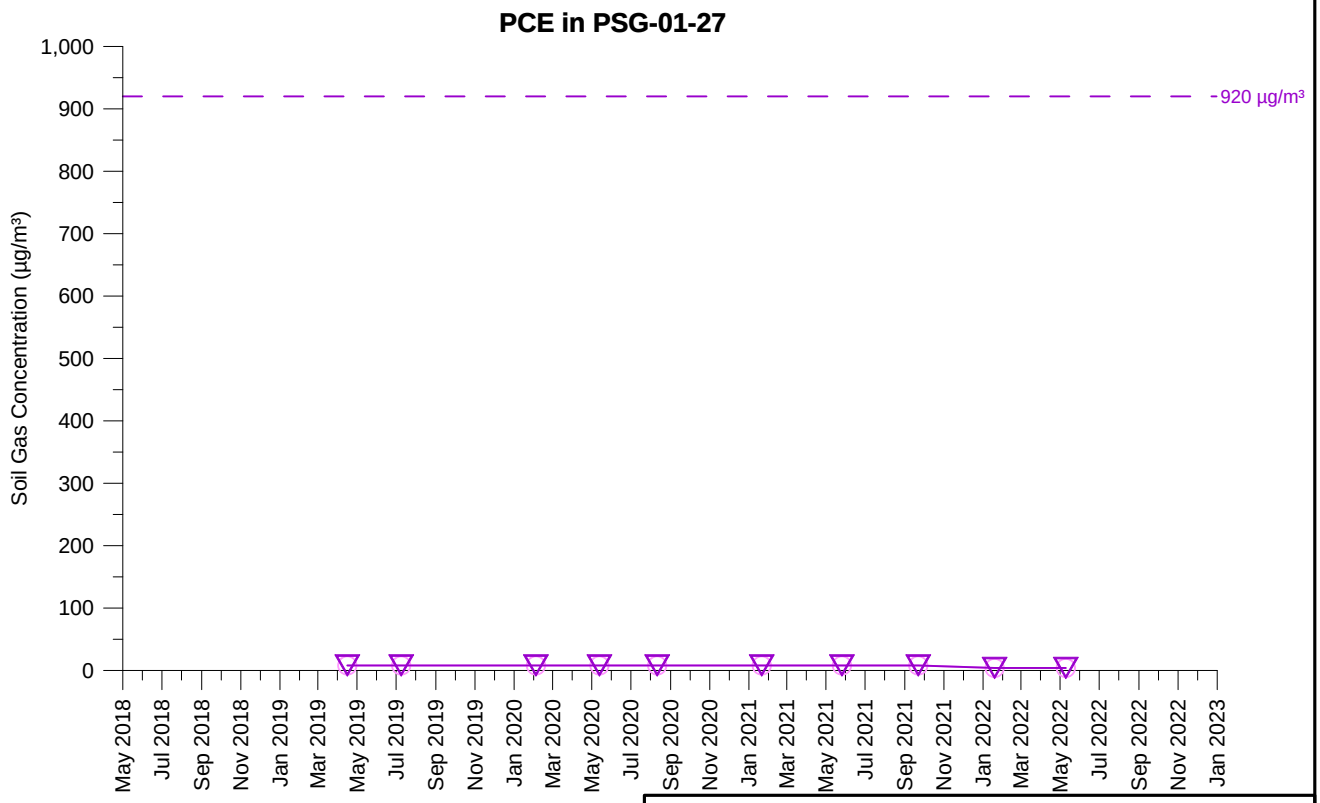

TCE Concentration (5 feet)
TCE Concentration (15 feet)
PCE Concentration (5 feet)
PCE Concentration (15 feet)

Open symbol denotes non-detect value

PSG-01-27
TCE AND PCE SOIL GAS CONCENTRATIONS OVER TIME
PARCEL 1
Former Ford Aeronutronic Property
Newport Beach, California

wsp	By: DMO	Proj. No. 8620397107.1.1G
	Date: 2/2/2023	Figure **H-1-163**

C:\Users\dave.oshea\Wood PLC\Bay Area Graphics - Documents\FordNB\fnb\1.1H\22_1117_gr\app_H1\psg_H-1-163_PSG-01-27.grf

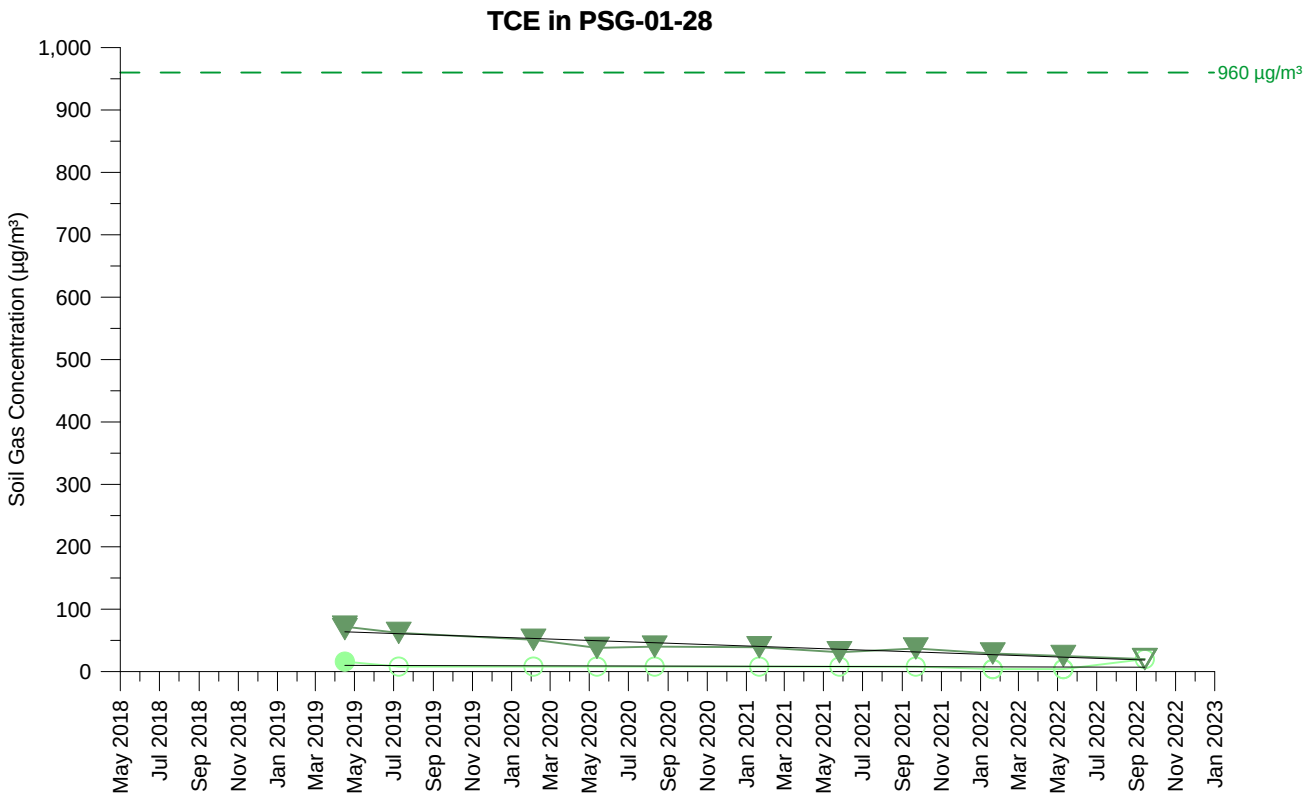

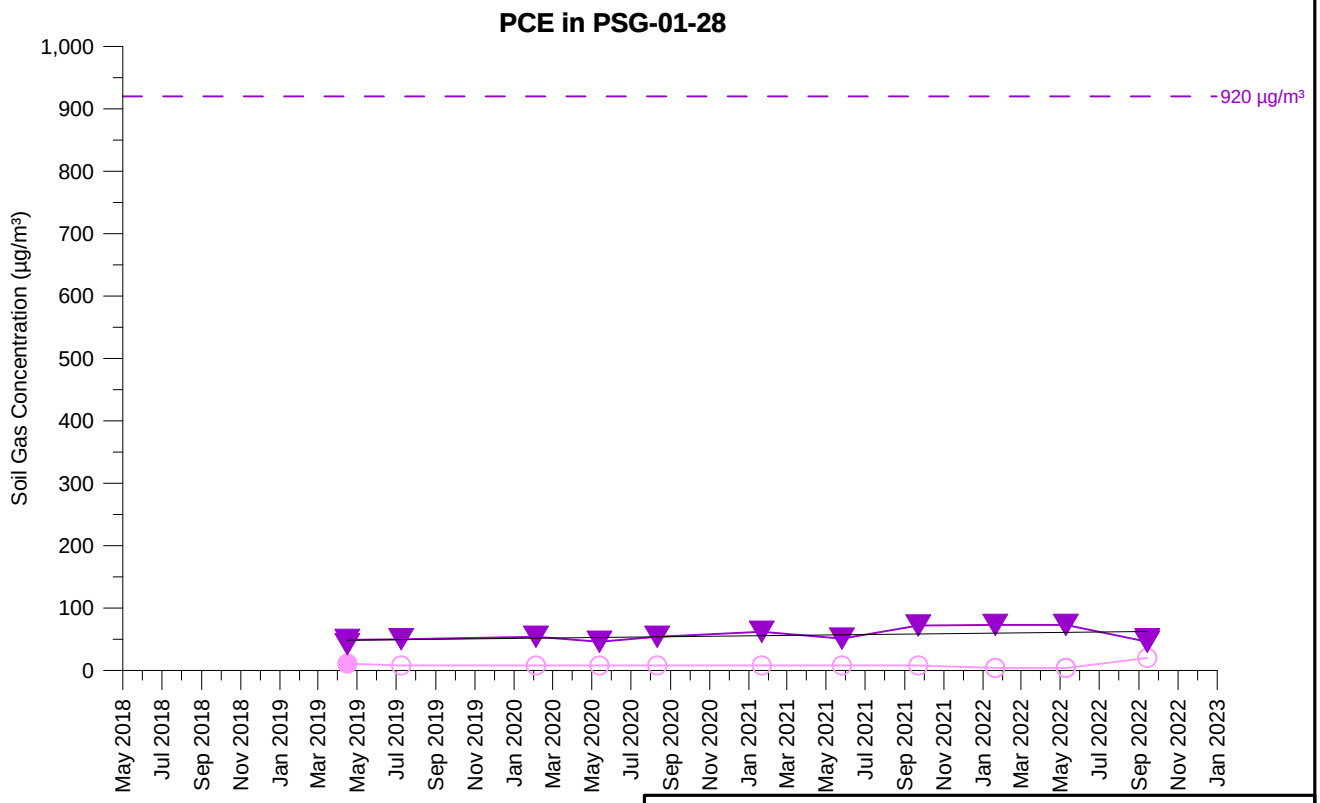

TCE Concentration (5 feet)
TCE Concentration (15 feet)
PCE Concentration (5 feet)
PCE Concentration (15 feet)

Open symbol denotes non-detect value

PSG-01-28
TCE AND PCE SOIL GAS CONCENTRATIONS OVER TIME
PARCEL 1
Former Ford Aeronutronic Property
Newport Beach, California

wsp	By: DMO	Proj. No. 8620397107.1.1G
	Date: 2/2/2023	Figure **H-1-164**

C:\Users\dave.oshea\Wood PLC\Bay Area Graphics - Documents\FordNB\fnb\1.1H\22_1117_gr\app_H1\psg_H-1-164_PSG-01-28.grf

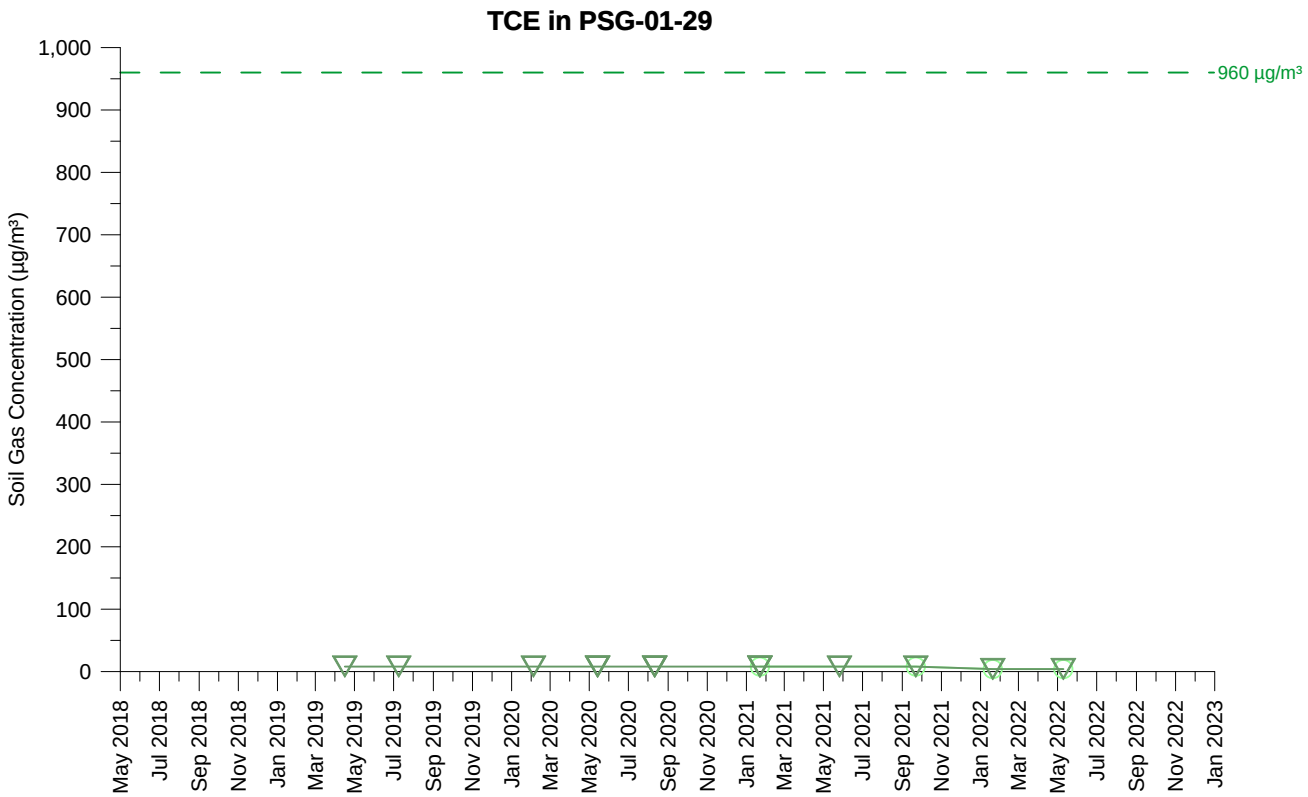

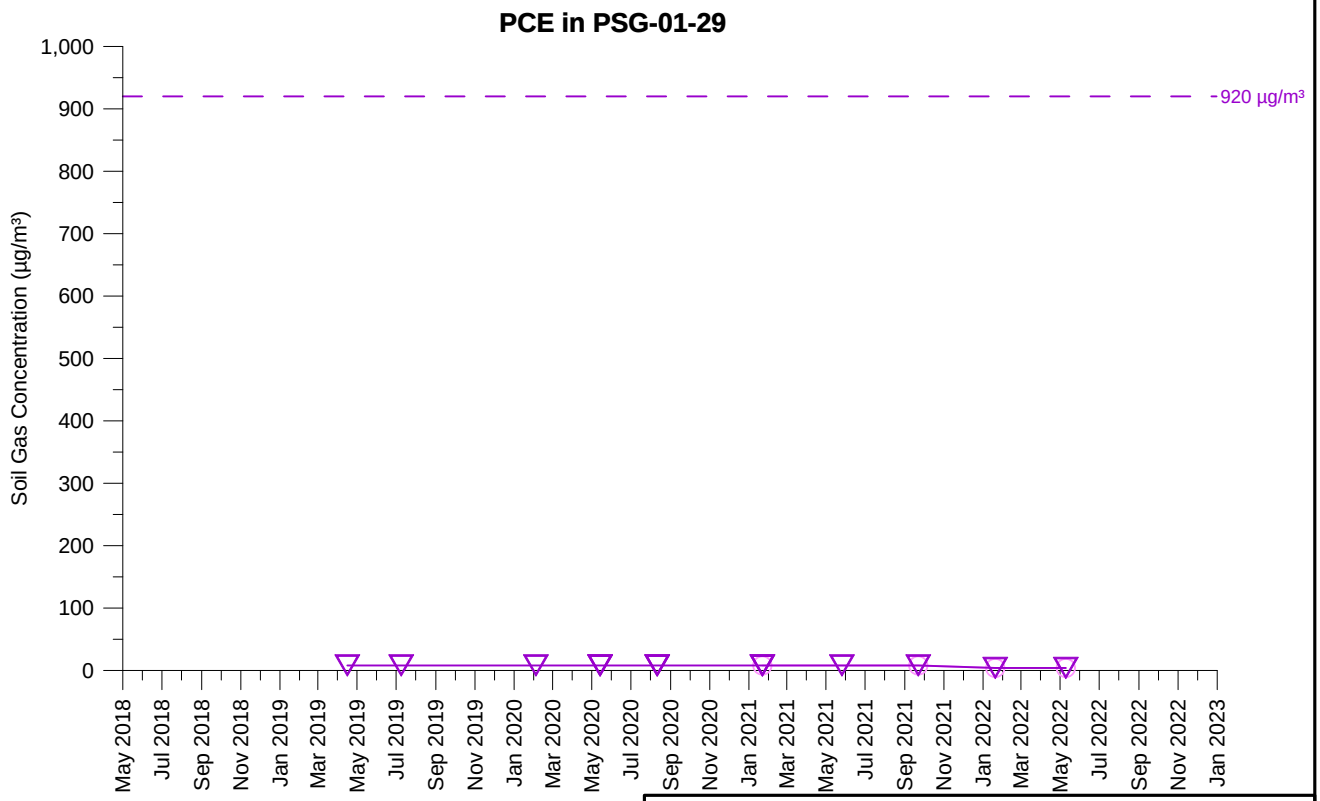

TCE Concentration (6 feet)
TCE Concentration (13 feet)
PCE Concentration (6 feet)
PCE Concentration (13 feet)

Open symbol denotes non-detect value

PSG-01-29
TCE AND PCE SOIL GAS CONCENTRATIONS OVER TIME
PARCEL 1
Former Ford Aeronutronic Property
Newport Beach, California

wsp	By: DMO	Proj. No. 8620397107.1.1G
	Date: 2/2/2023	Figure **H-1-165**

C:\Users\dave.oshea\Wood PLC\Bay Area Graphics - Documents\FordNB\fnb\1.1H\22_1117_gr\app_H1\psg_H-1-165_PSG-01-29.grf

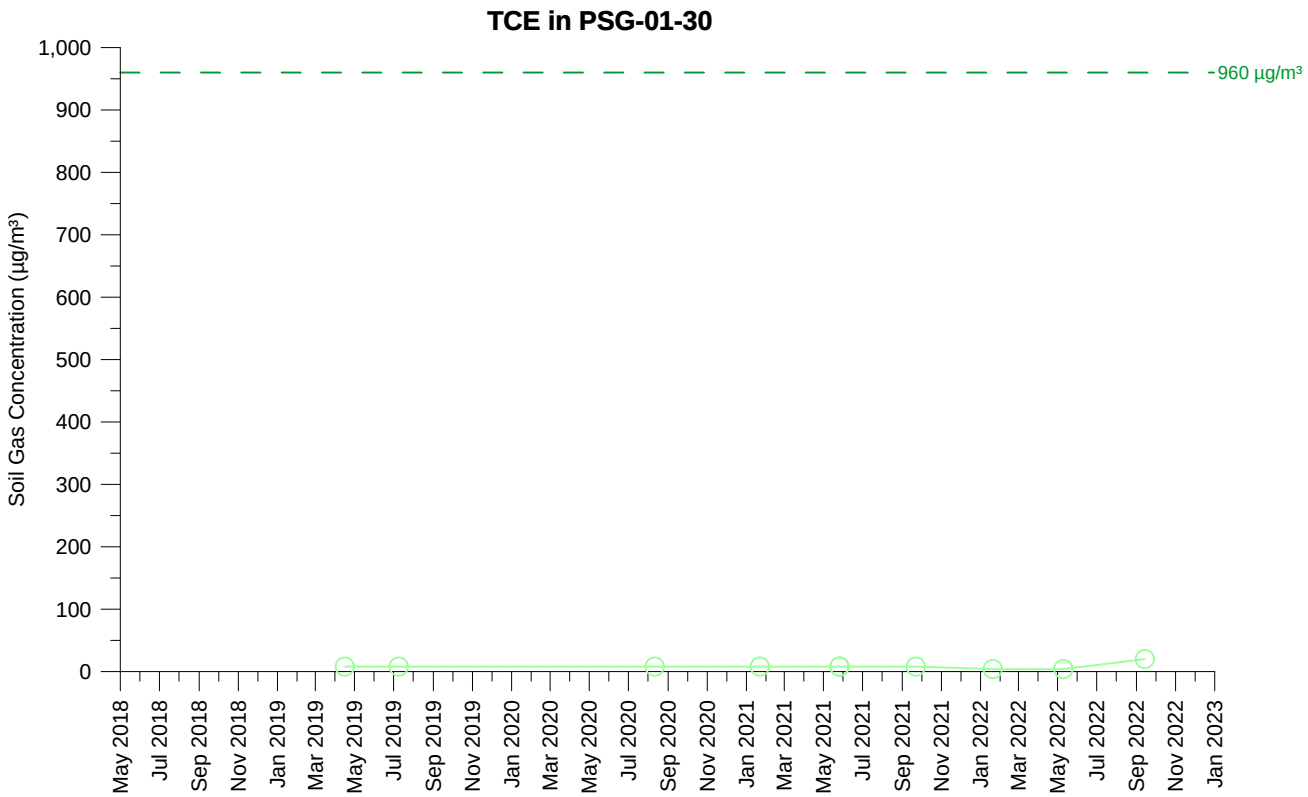

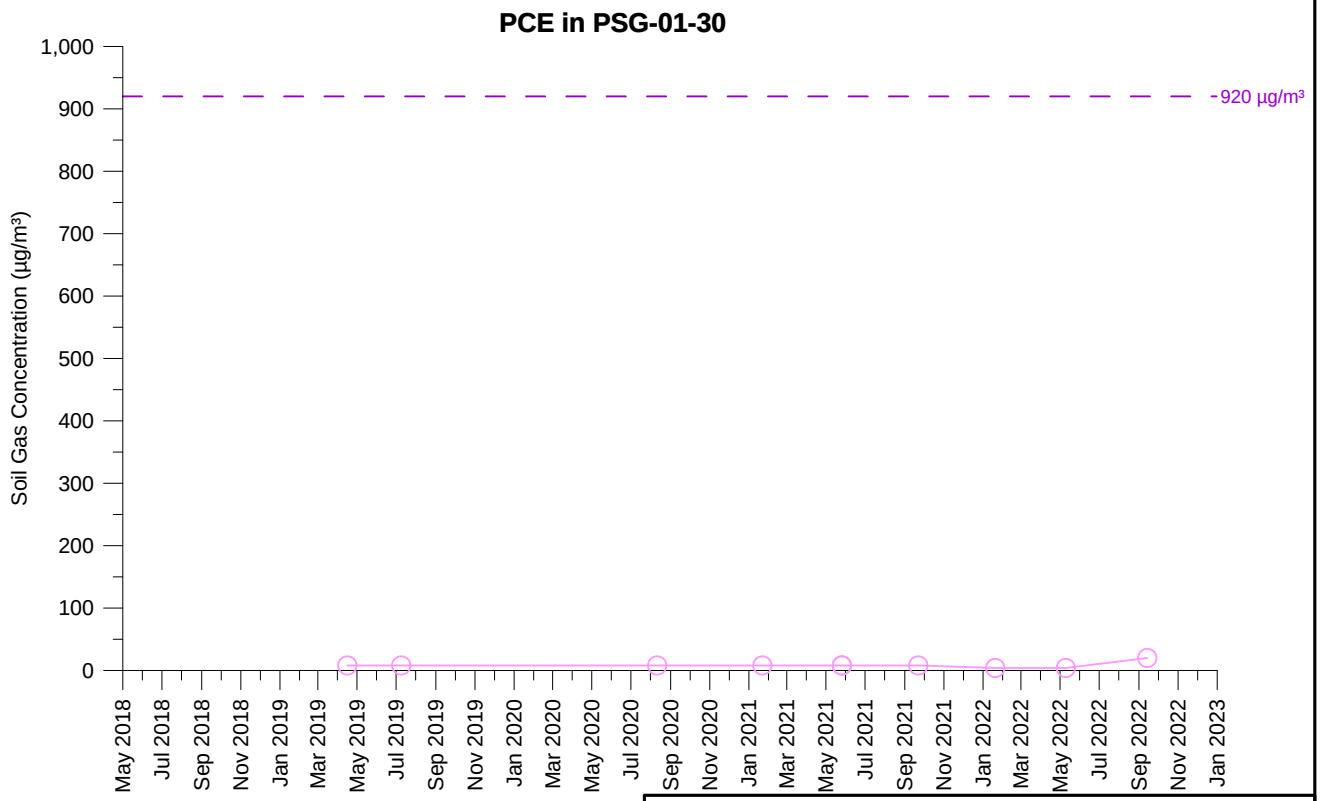

TCE Concentration (5 feet)

PCE Concentration (5 feet)

Open symbol denotes non-detect value

PSG-01-30
TCE AND PCE SOIL GAS CONCENTRATIONS OVER TIME
PARCEL 1
Former Ford Aeronutronic Property
Newport Beach, California

wsp	By: DMO	Proj. No. 8620397107.1.1G
	Date: 2/2/2023	Figure **H-1-166**

C:\Users\dave.oshea\Wood PLC\Bay Area Graphics - Documents\FordNB\fnb\1.1H\22_1117_gr\app_H1\psg_H-1-166_PSG-01-30.grf

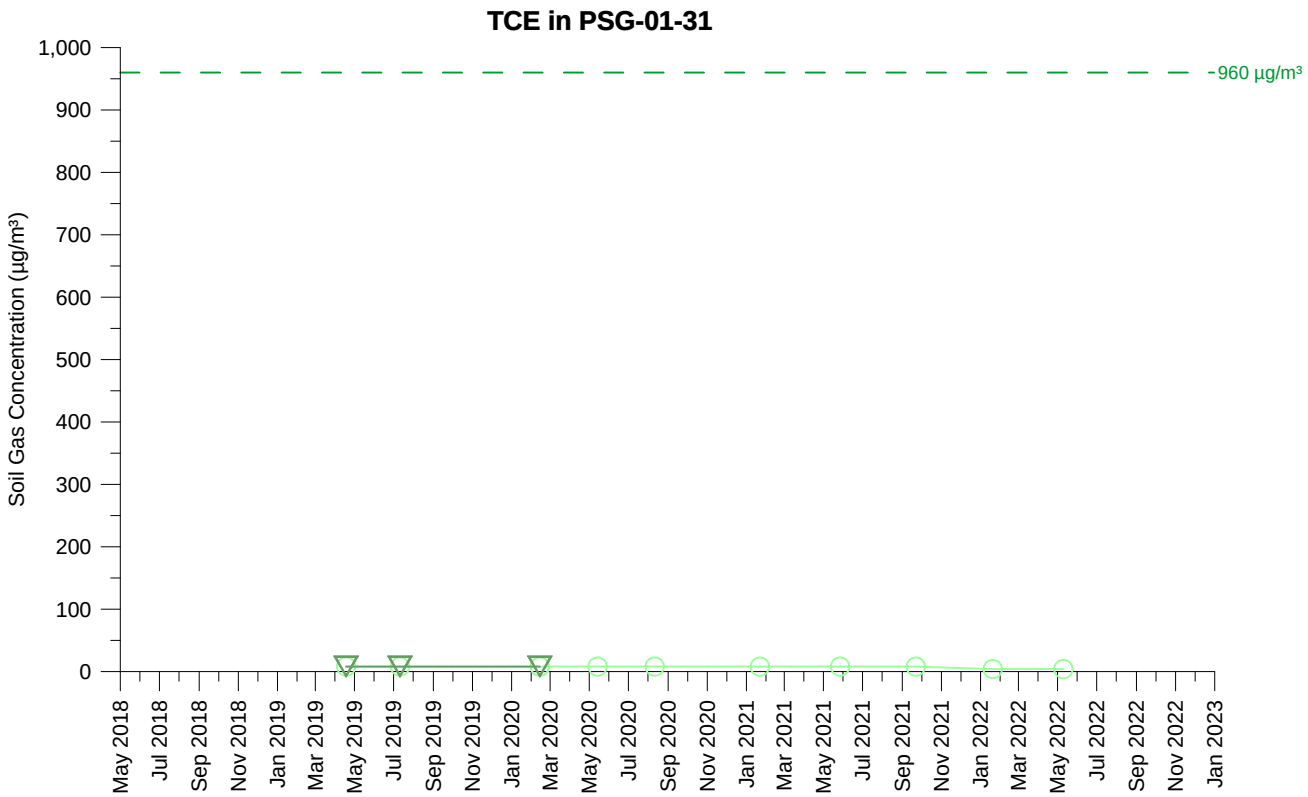

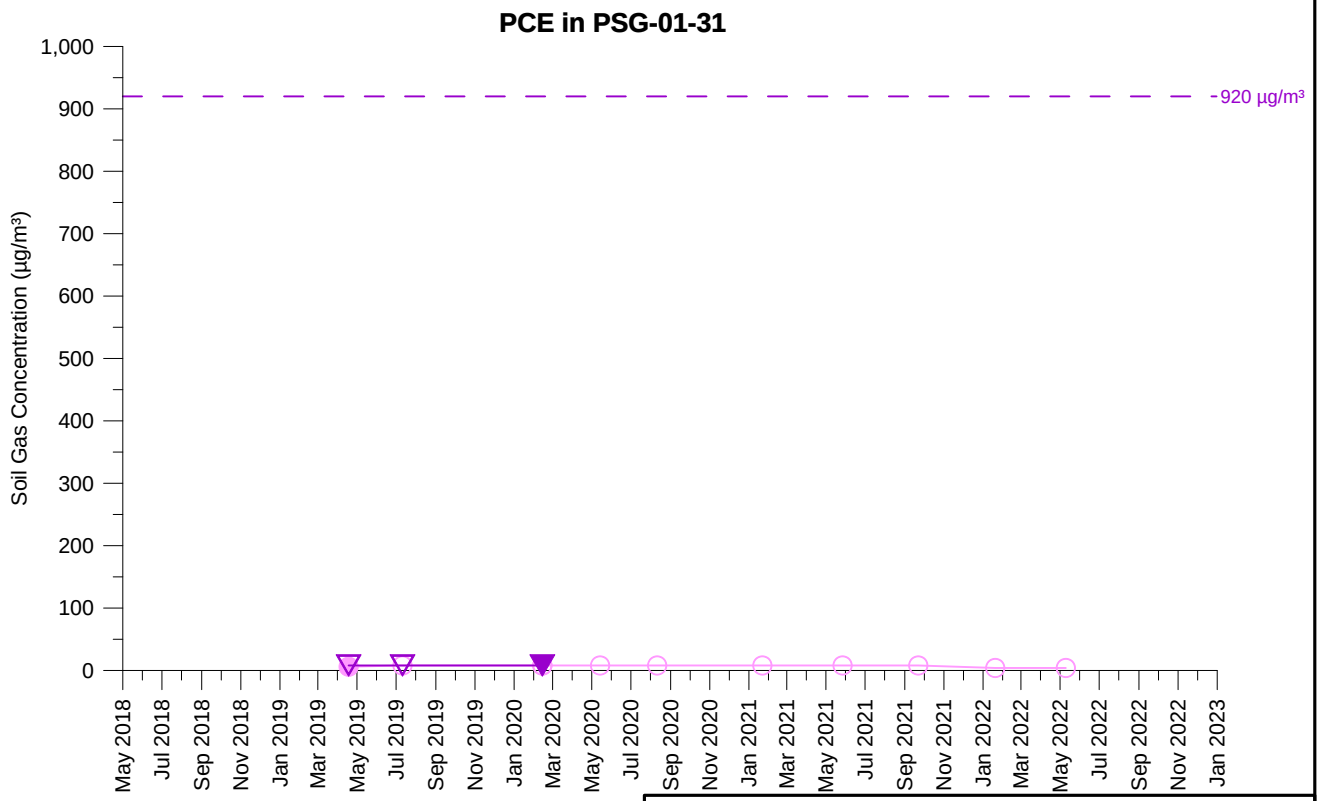

TCE Concentration (5 feet)
TCE Concentration (15 feet)
PCE Concentration (5 feet)
PCE Concentration (15 feet)

Open symbol denotes non-detect value

PSG-01-31
TCE AND PCE SOIL GAS CONCENTRATIONS OVER TIME
PARCEL 1
Former Ford Aeronutronic Property
Newport Beach, California

wsp	By: DMO	Proj. No. 8620397107.1.1G
	Date: 2/2/2023	Figure **H-1-167**

C:\Users\dave.oshea\Wood PLC\Bay Area Graphics - Documents\FordNB\fnb\1.1H\22_1117_gr\app_H1\psg_H-1-167_PSG-01-31.grf

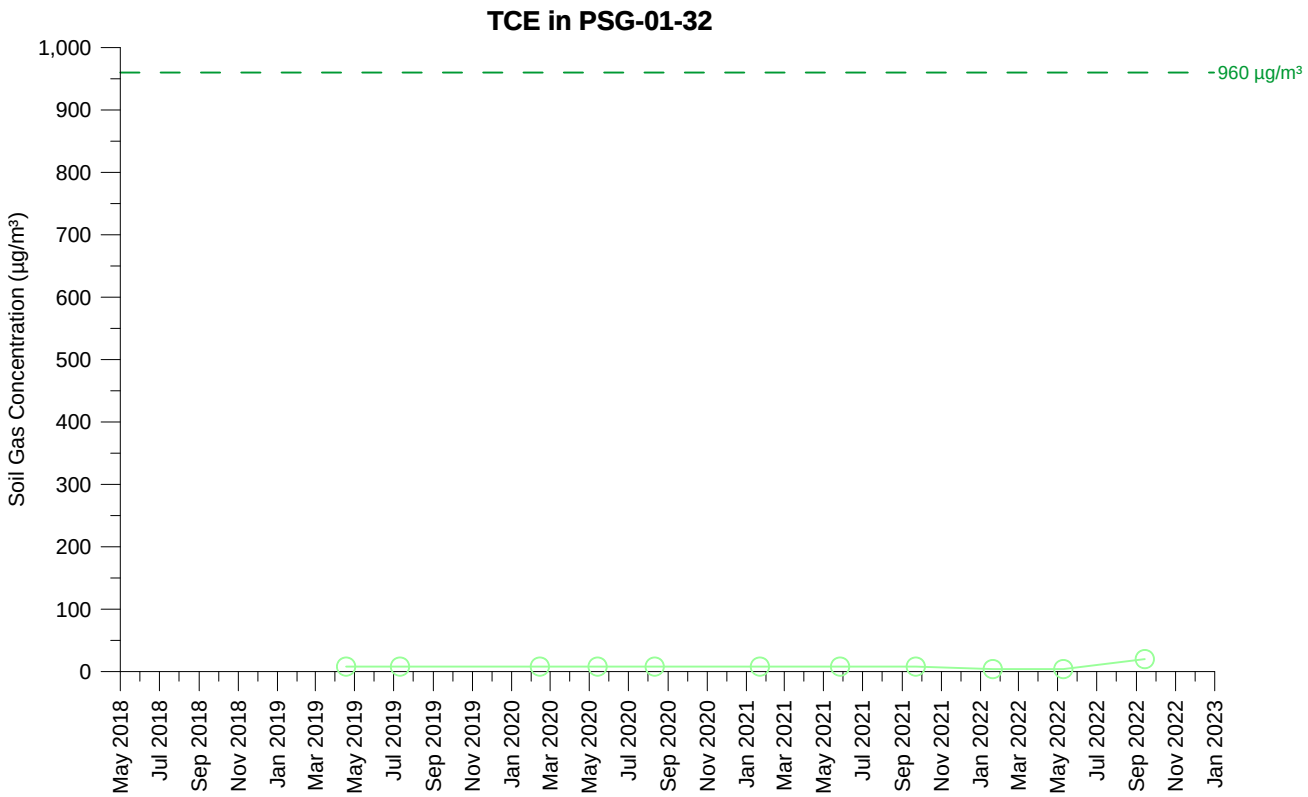

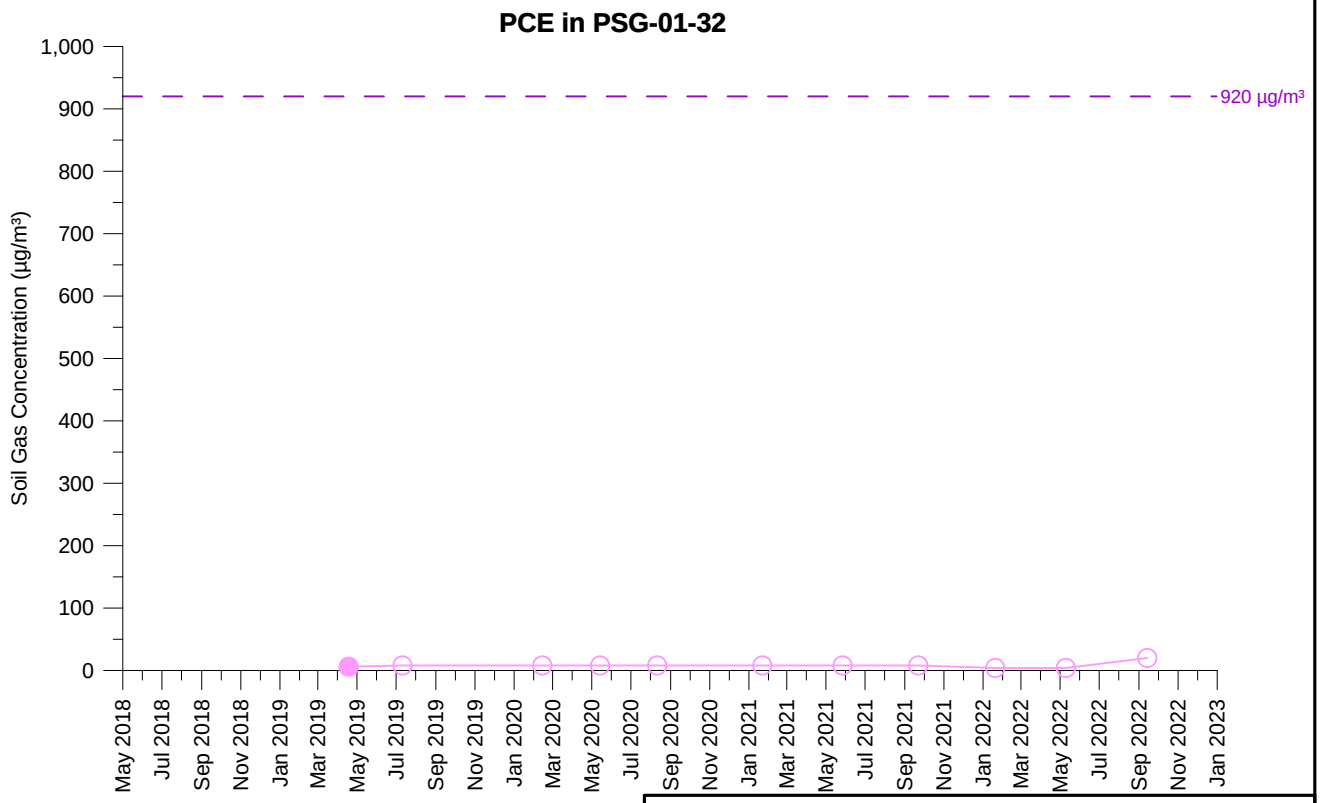

TCE Concentration (5 feet)

PCE Concentration (5 feet)

Open symbol denotes non-detect value

PSG-01-32
TCE AND PCE SOIL GAS CONCENTRATIONS OVER TIME
PARCEL 1
Former Ford Aeronutronic Property
Newport Beach, California

wsp	By: DMO	Proj. No. 8620397107.1.1G
	Date: 2/2/2023	Figure **H-1-168**

C:\Users\dave.oshea\Wood PLC\Bay Area Graphics - Documents\FordNB\fnb\1.1H\22_1117_gr\app_H1\psg_H-1-168_PSG-01-32.grf

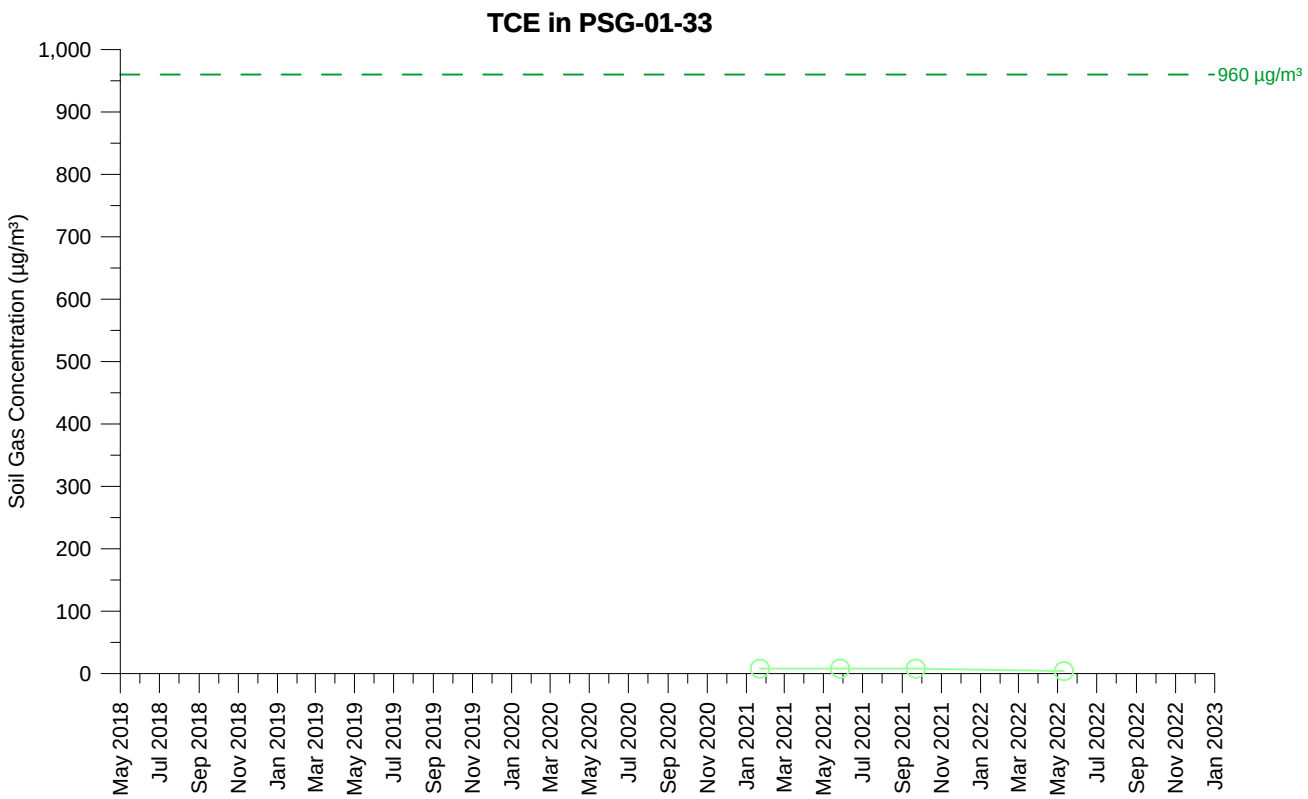

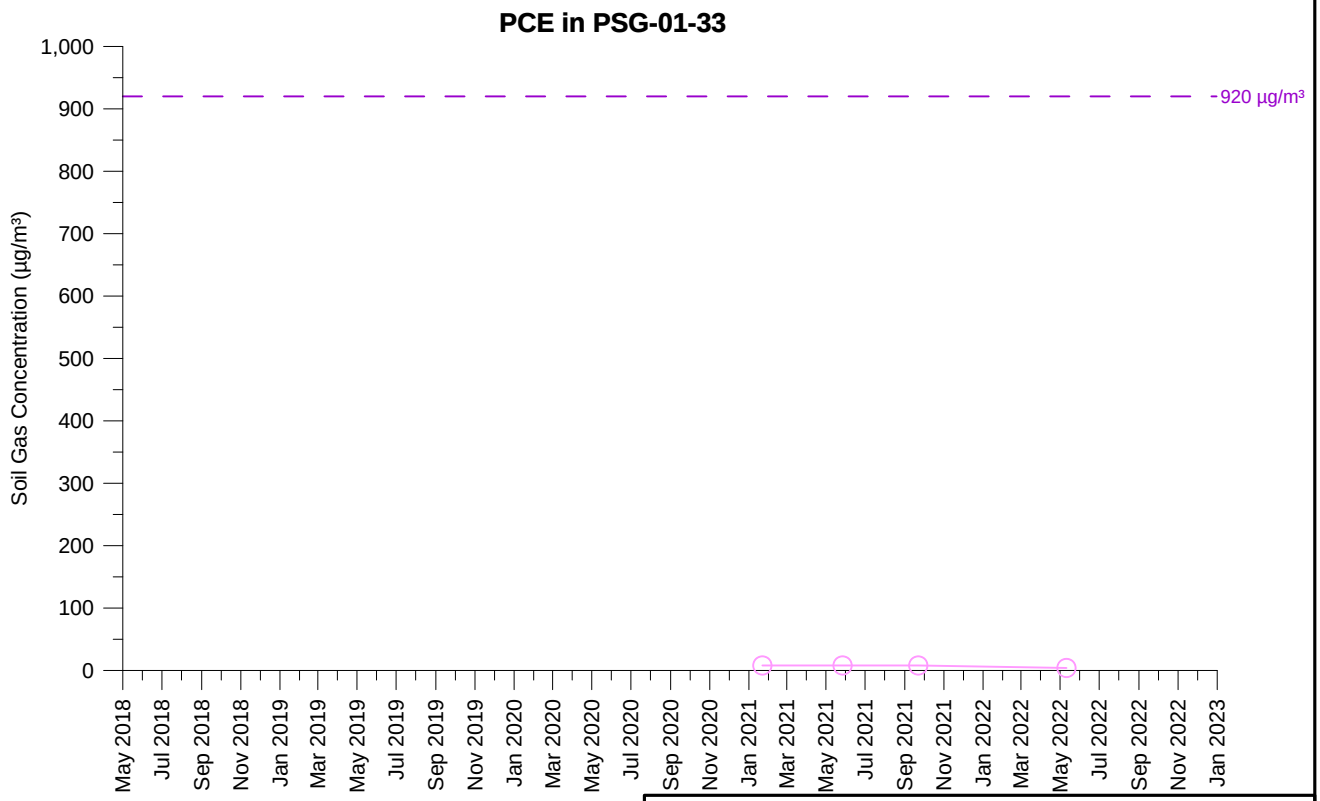

TCE Concentration (5 feet)

PCE Concentration (5 feet)

Open symbol denotes non-detect value

PSG-01-33
TCE AND PCE SOIL GAS CONCENTRATIONS OVER TIME
PARCEL 1
Former Ford Aeronutronic Property
Newport Beach, California

wsp	By: DMO	Proj. No. 8620397107.1.1G
	Date: 2/2/2023	Figure **H-1-169**

C:\Users\dave.oshea\Wood PLC\Bay Area Graphics - Documents\FordNB\fnb\1.1H\22_1117_gr\app_H1\psg_H-1-169_PSG-01-33.grf

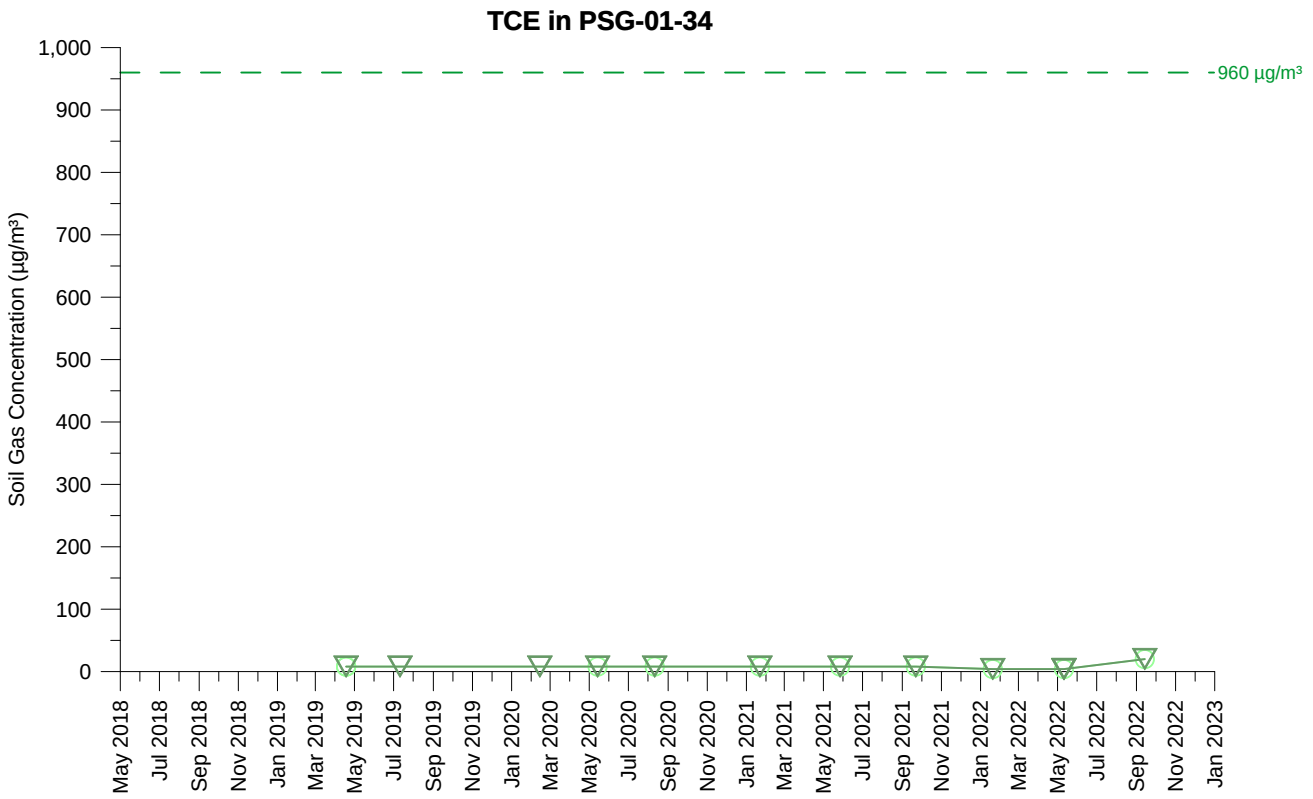

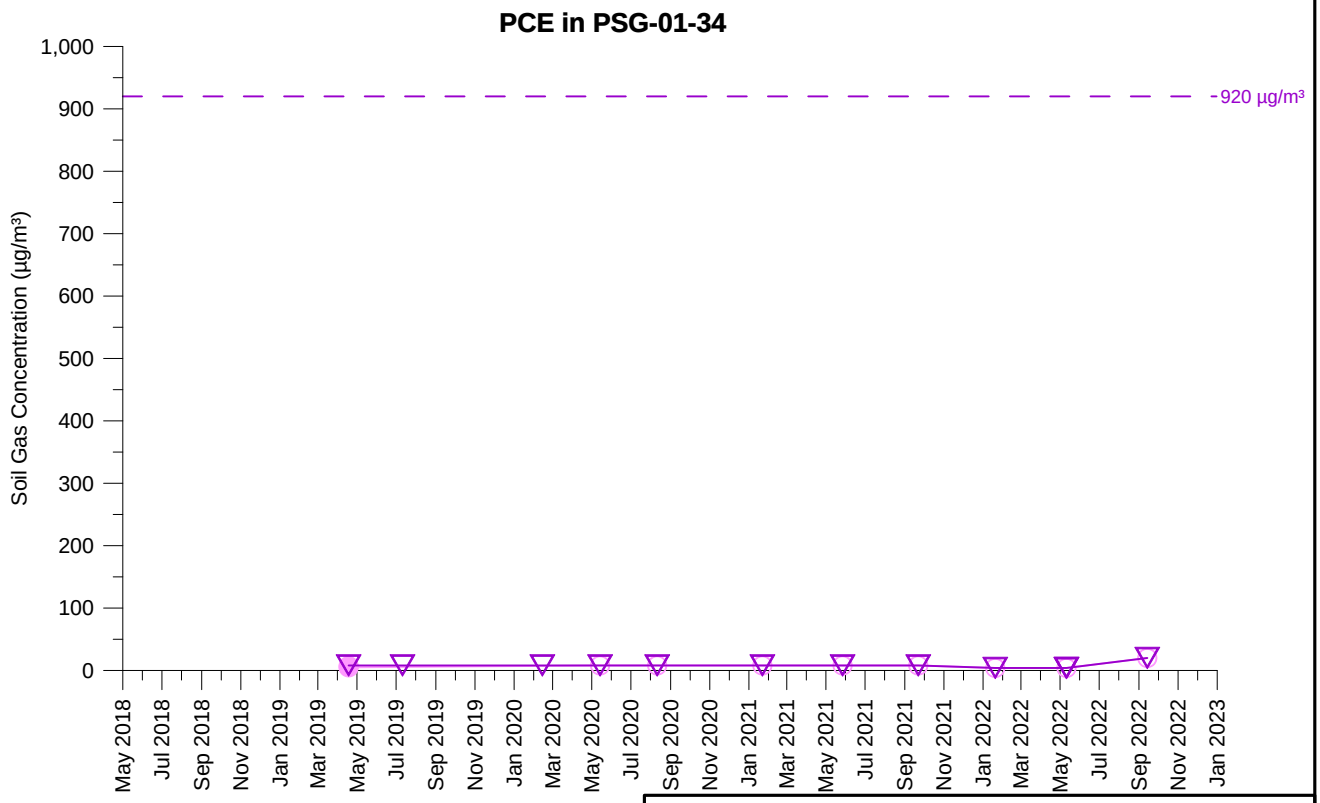

TCE Concentration (5 feet)
TCE Concentration (15 feet)
PCE Concentration (5 feet)
PCE Concentration (15 feet)

Open symbol denotes non-detect value

PSG-01-34
TCE AND PCE SOIL GAS CONCENTRATIONS OVER TIME
PARCEL 1
Former Ford Aeronutronic Property
Newport Beach, California

wsp	By: DMO	Proj. No. 8620397107.1.1G
	Date: 2/2/2023	Figure **H-1-170**

C:\Users\dave.oshea\Wood PLC\Bay Area Graphics - Documents\FordNB\fnb\1.1H\22_1117_gr\app_H1\psg_H-1-170_PSG-01-34.grf

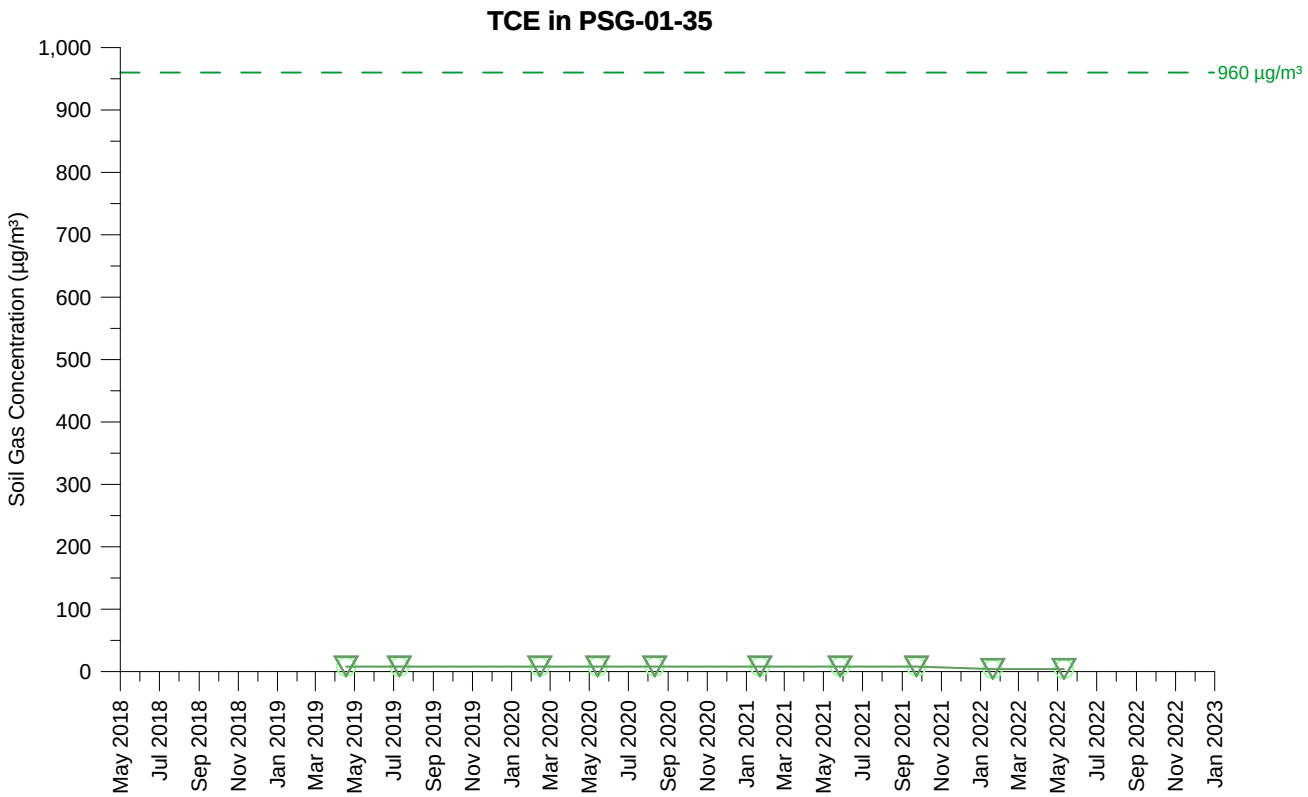

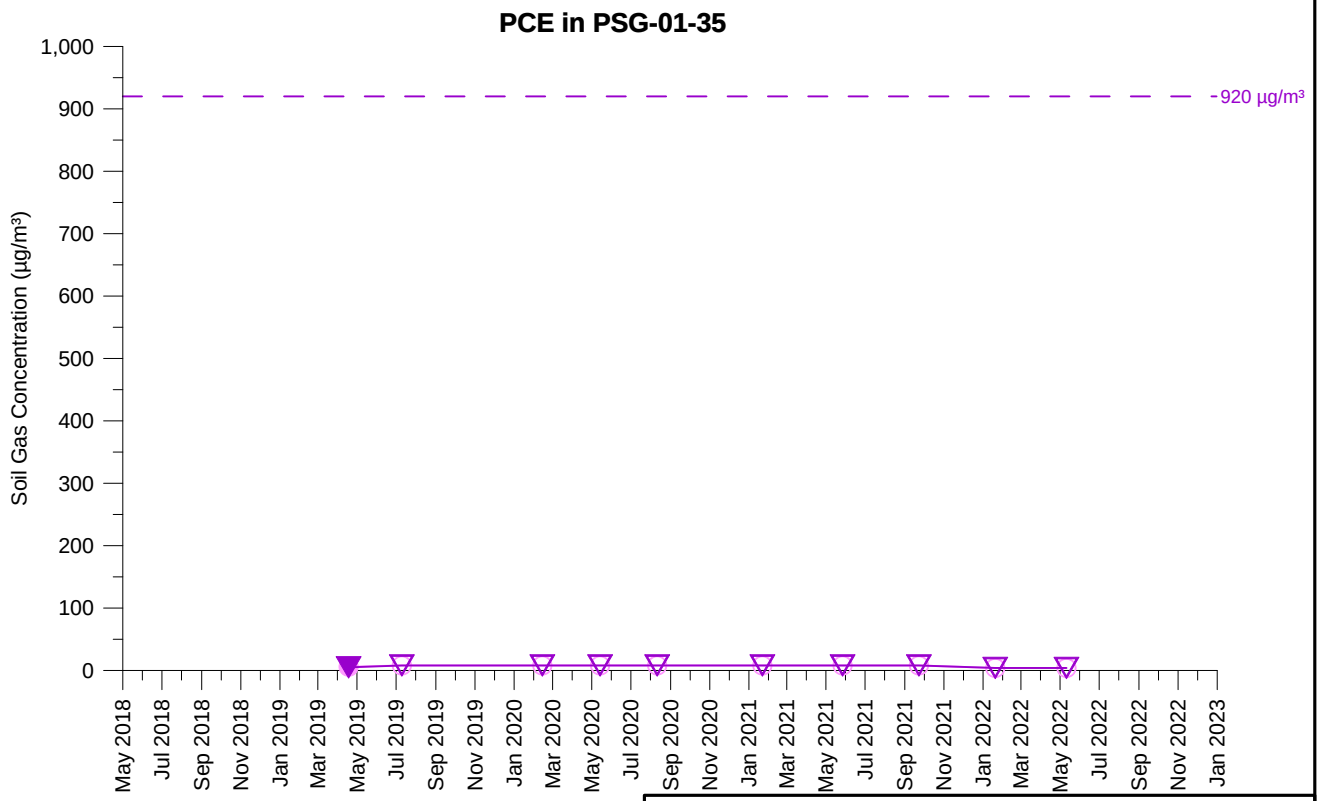

TCE Concentration (5 feet)
TCE Concentration (15 feet)
PCE Concentration (5 feet)
PCE Concentration (15 feet)

Open symbol denotes non-detect value

PSG-01-35
TCE AND PCE SOIL GAS CONCENTRATIONS OVER TIME
PARCEL 1
Former Ford Aeronutronic Property
Newport Beach, California

wsp	By: DMO	Proj. No. 8620397107.1.1G
	Date: 2/2/2023	Figure **H-1-171**

C:\Users\dave.oshea\Wood PLC\Bay Area Graphics - Documents\FordNB\fnb\1.1H\22_1117_gr\app_H1\psg_H-1-171_PSG-01-35.grf

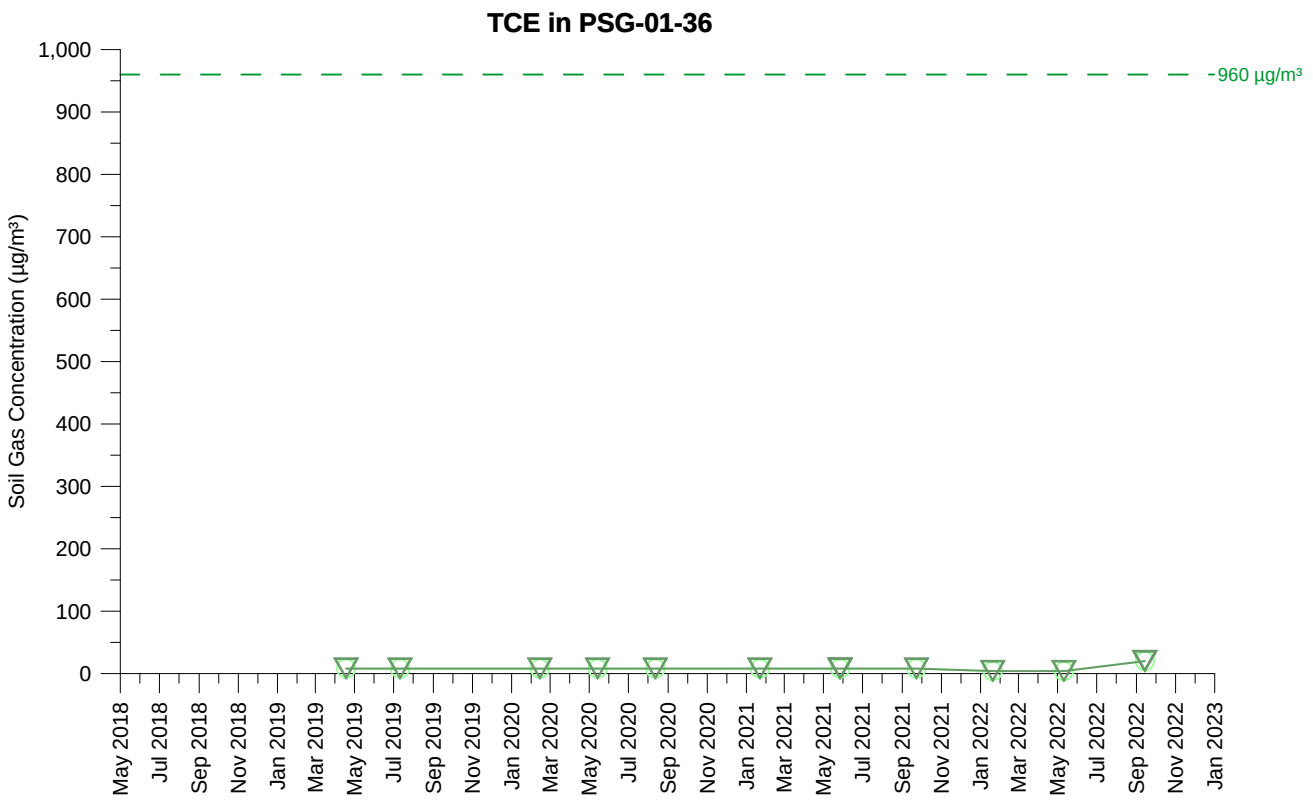

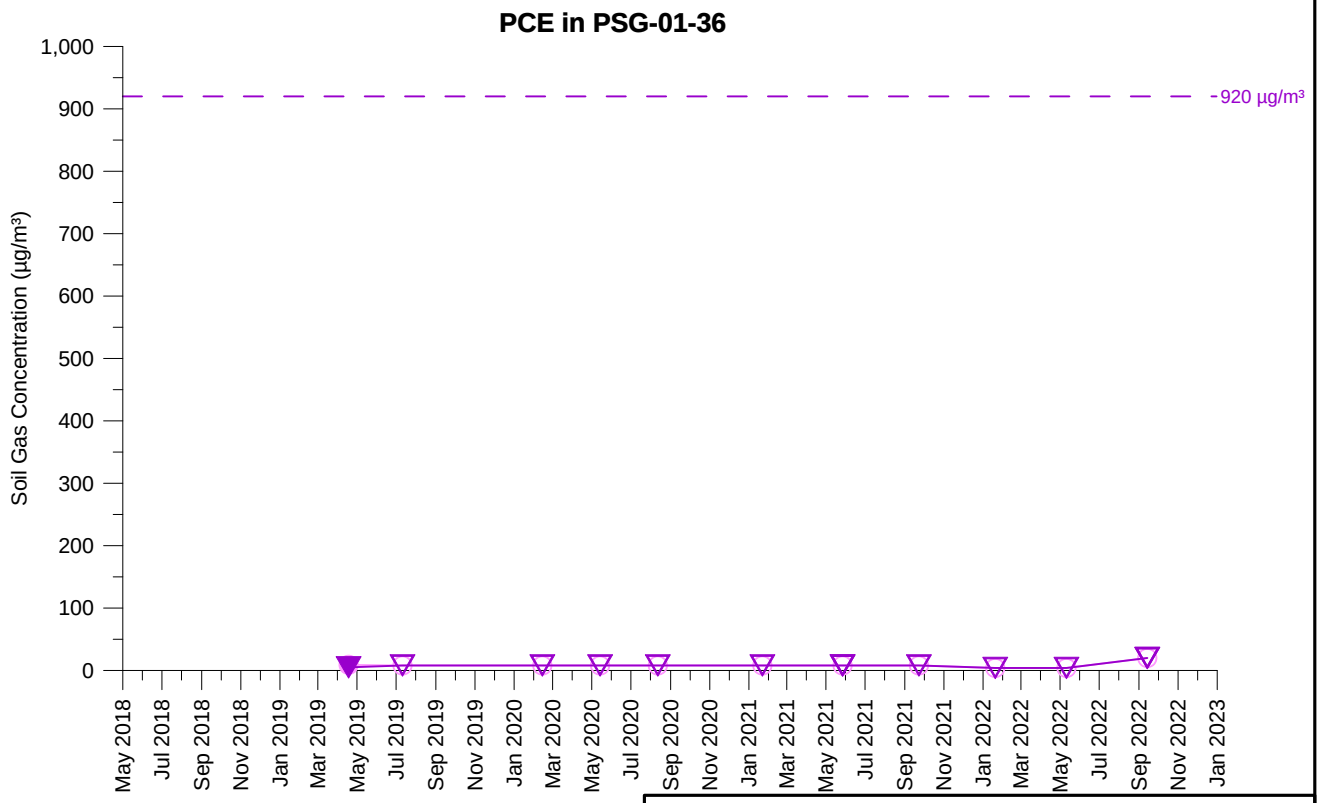

TCE Concentration (5 feet)
TCE Concentration (15 feet)
PCE Concentration (5 feet)
PCE Concentration (15 feet)

Open symbol denotes non-detect value

PSG-01-36
TCE AND PCE SOIL GAS CONCENTRATIONS OVER TIME
PARCEL 1
Former Ford Aeronutronic Property
Newport Beach, California

wsp	By: DMO	Proj. No. 8620397107.1.1G
	Date: 2/2/2023	Figure **H-1-172**

C:\Users\dave.oshea\Wood PLC\Bay Area Graphics - Documents\FordNB\fnb\1.1H\22_1117_gr\app_H1\psg_H-1-172_PSG-01-36.grf

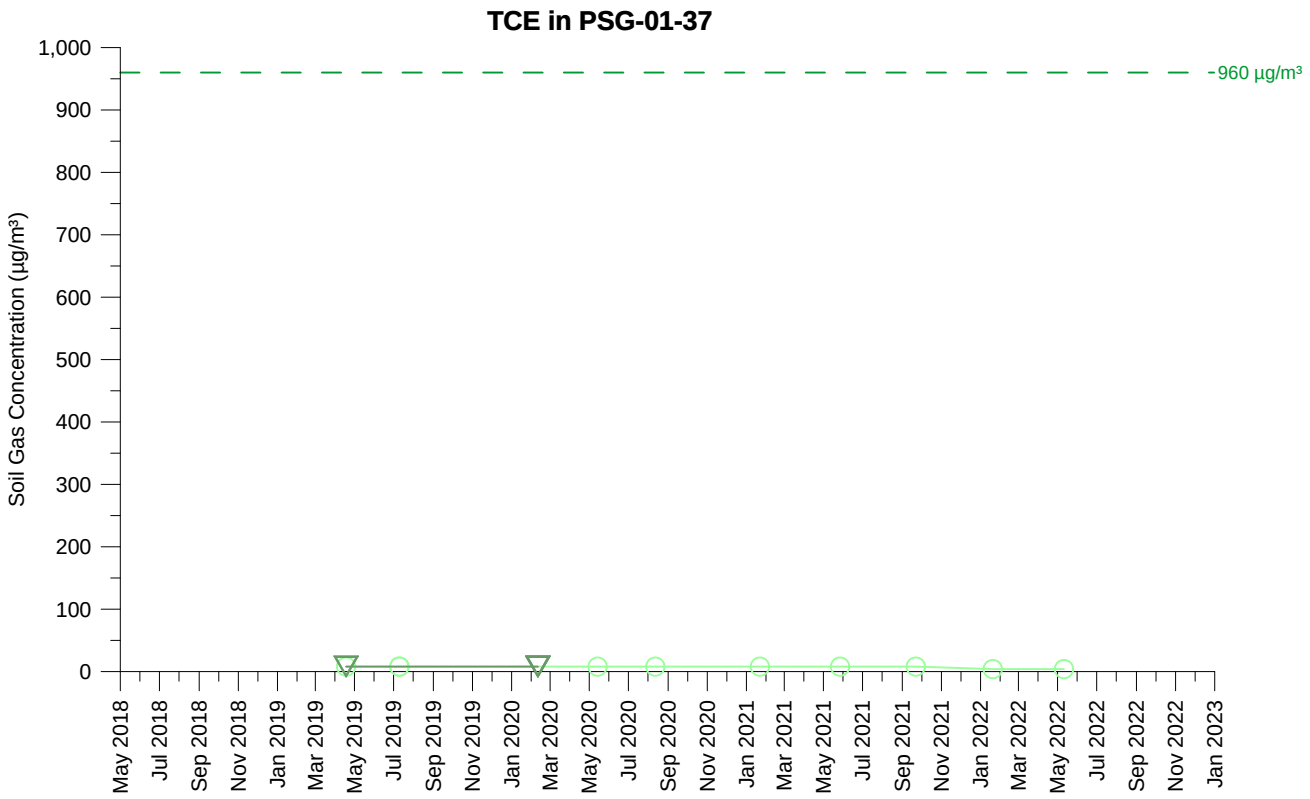

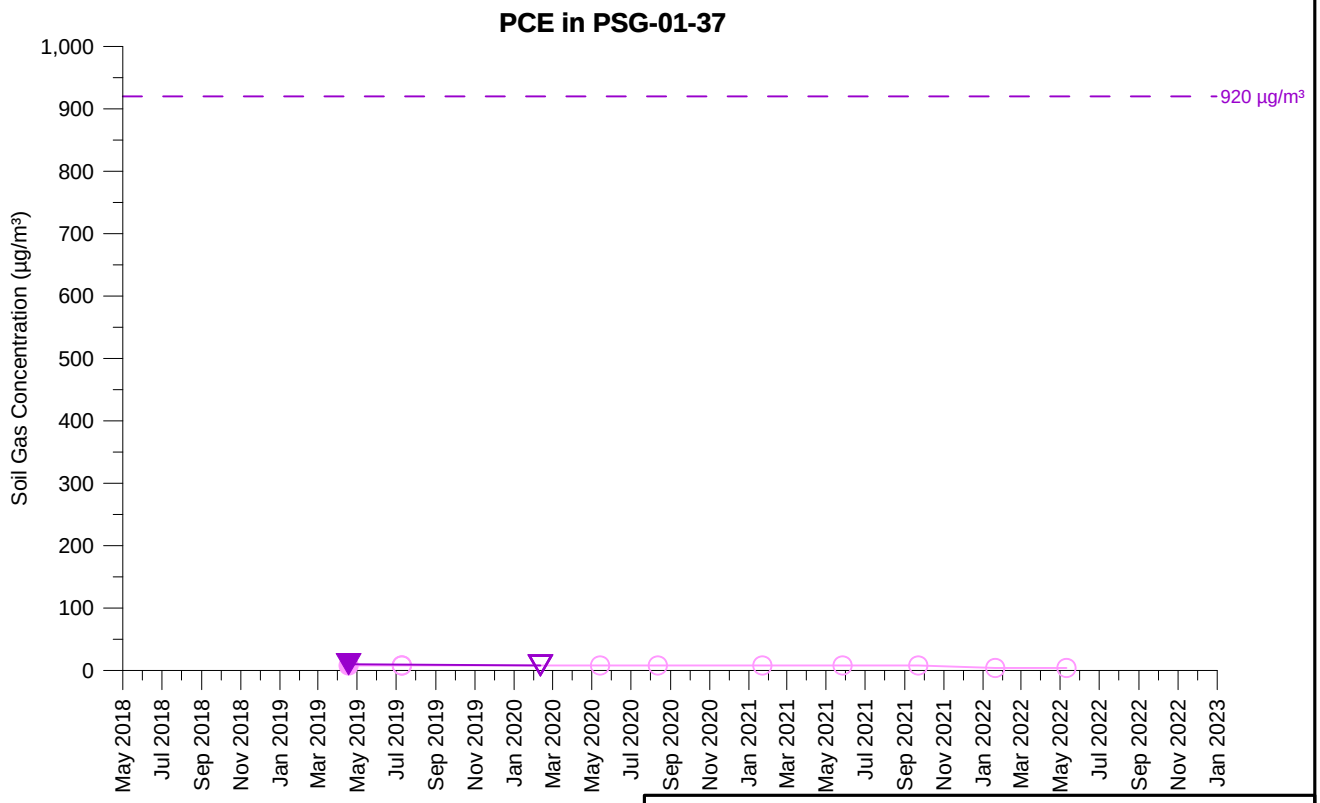

TCE Concentration (5 feet)
TCE Concentration (15 feet)
PCE Concentration (5 feet)
PCE Concentration (15 feet)

Open symbol denotes non-detect value

PSG-01-37
TCE AND PCE SOIL GAS CONCENTRATIONS OVER TIME
PARCEL 1
Former Ford Aeronutronic Property
Newport Beach, California

wsp	By: DMO	Proj. No. 8620397107.1.1G
	Date: 2/2/2023	Figure **H-1-173**

C:\Users\dave.oshea\Wood PLC\Bay Area Graphics - Documents\FordNB\fnb\1.1H\22_1117_gr\app_H1\psg_H-1-173_PSG-01-37.grf

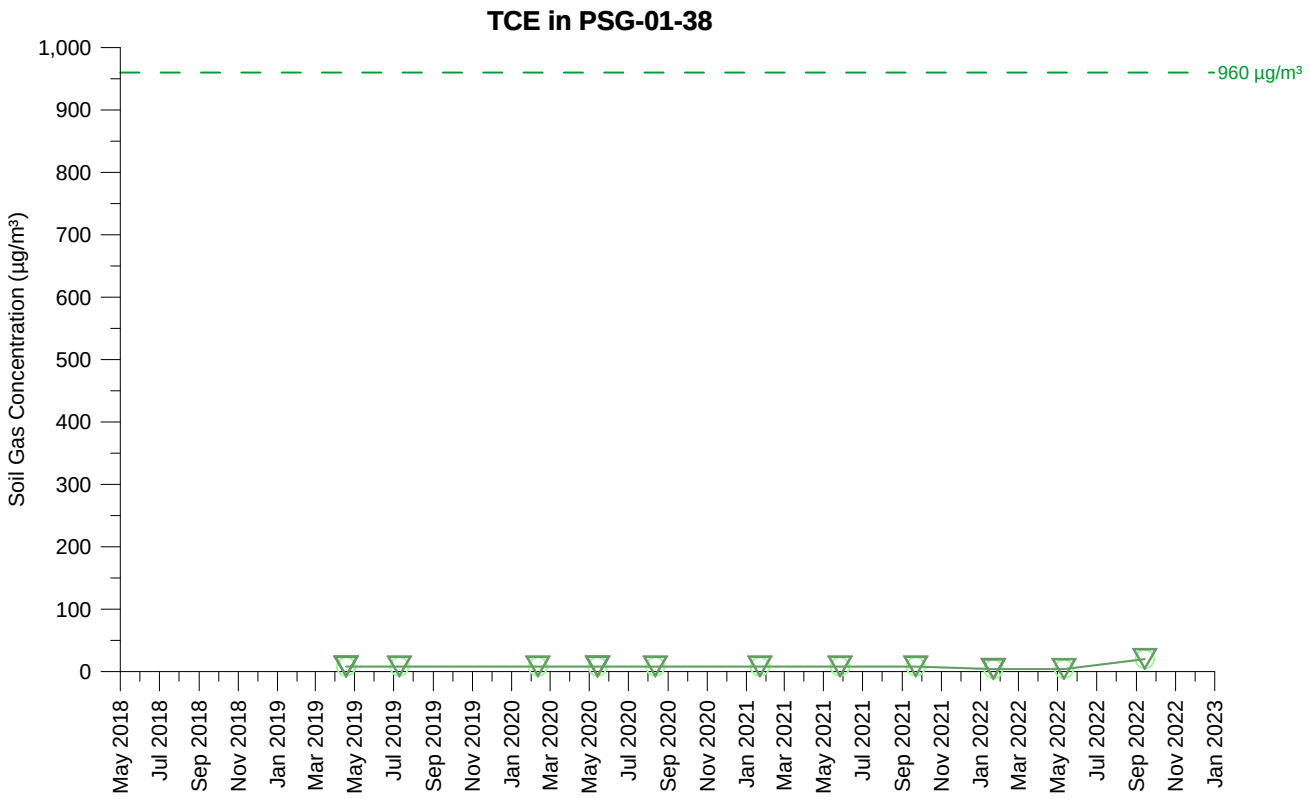

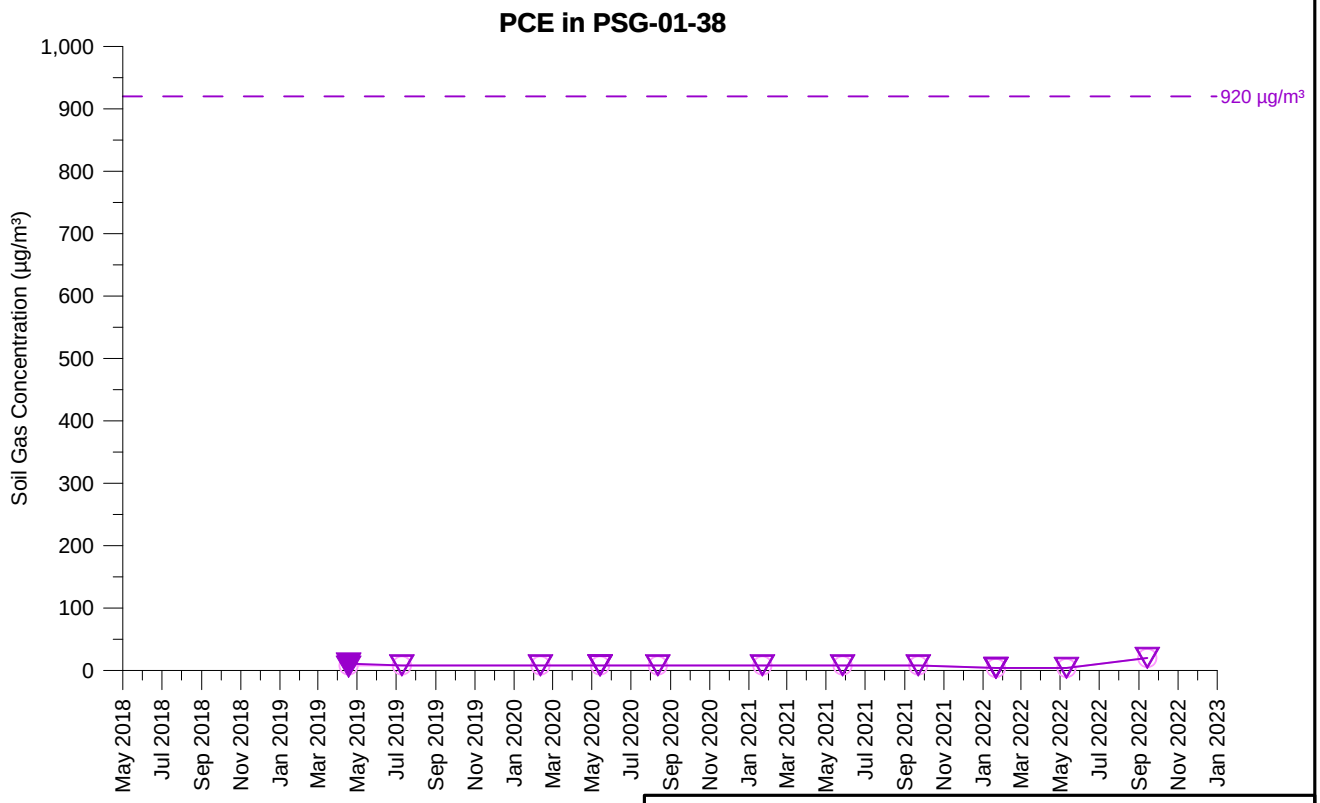

TCE Concentration (5 feet)
TCE Concentration (15 feet)
PCE Concentration (5 feet)
PCE Concentration (15 feet)
Open symbol denotes non-detect value

PSG-01-38
TCE AND PCE SOIL GAS CONCENTRATIONS OVER TIME
PARCEL 1
Former Ford Aeronutronic Property
Newport Beach, California

wsp	By: DMO	Proj. No. 8620397107.1.1G
	Date: 2/2/2023	Figure **H-1-174**

C:\Users\dave.oshea\Wood PLC\Bay Area Graphics - Documents\FordNB\fnb\1.1H\22_1117_gr\app_H1\psg_H-1-174_PSG-01-38.grf

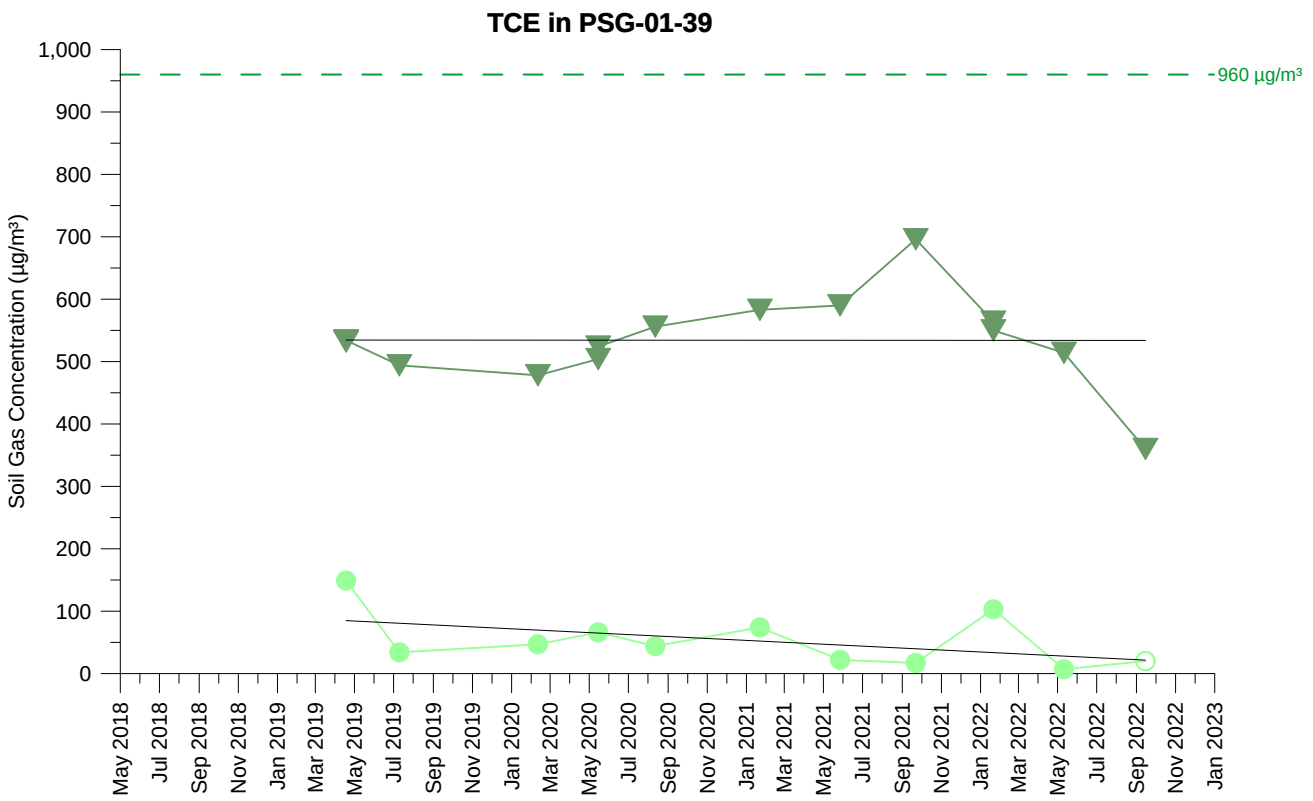

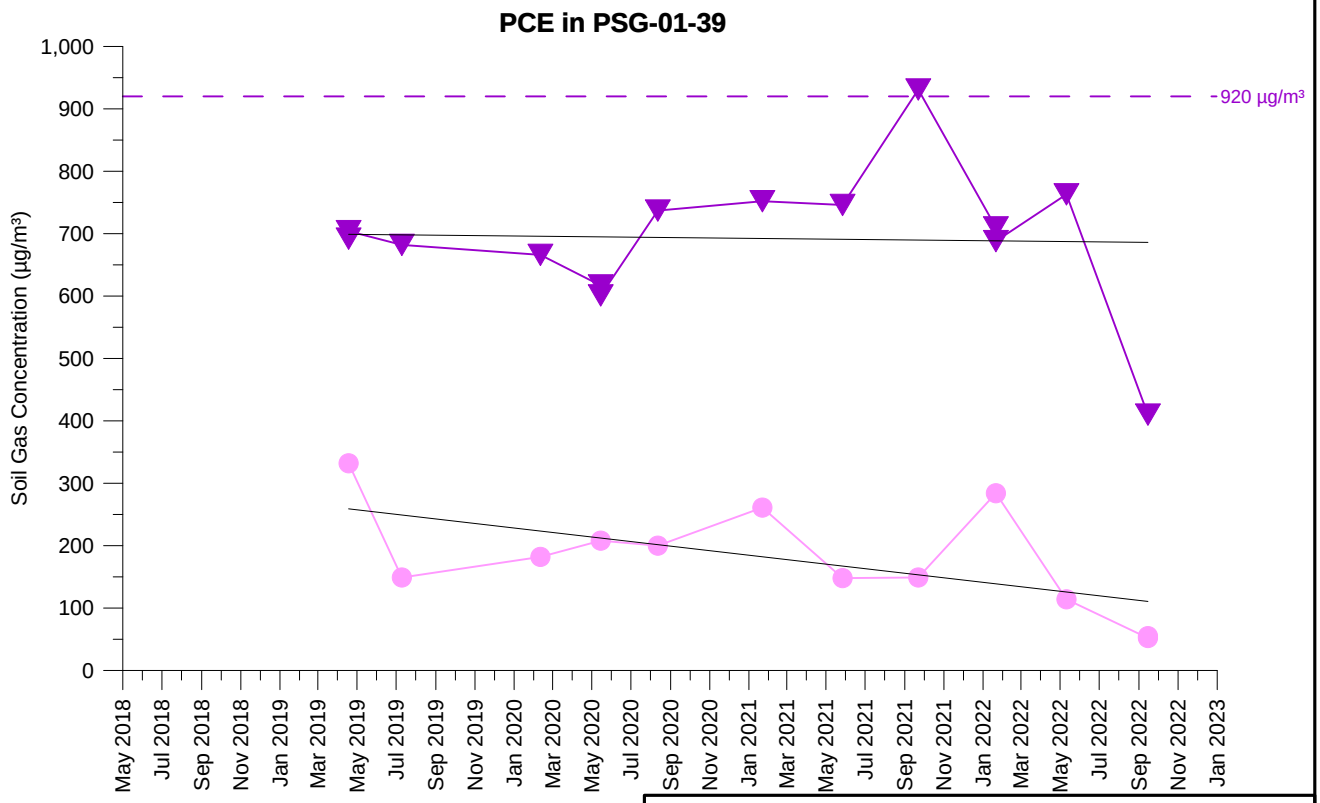

TCE Concentration (5 feet)
TCE Concentration (15 feet)
PCE Concentration (5 feet)
PCE Concentration (15 feet)

Open symbol denotes non-detect value

PSG-01-39
TCE AND PCE SOIL GAS CONCENTRATIONS OVER TIME
PARCEL 1
Former Ford Aeronutronic Property
Newport Beach, California

wsp	By: DMO	Proj. No. 8620397107.1.1G
	Date: 2/2/2023	Figure **H-1-175**

C:\Users\dave.oshea\Wood PLC\Bay Area Graphics - Documents\FordNB\fnb\1.1H\22_1117_gr\app_H1\psg_H-1-175_PSG-01-39.grf

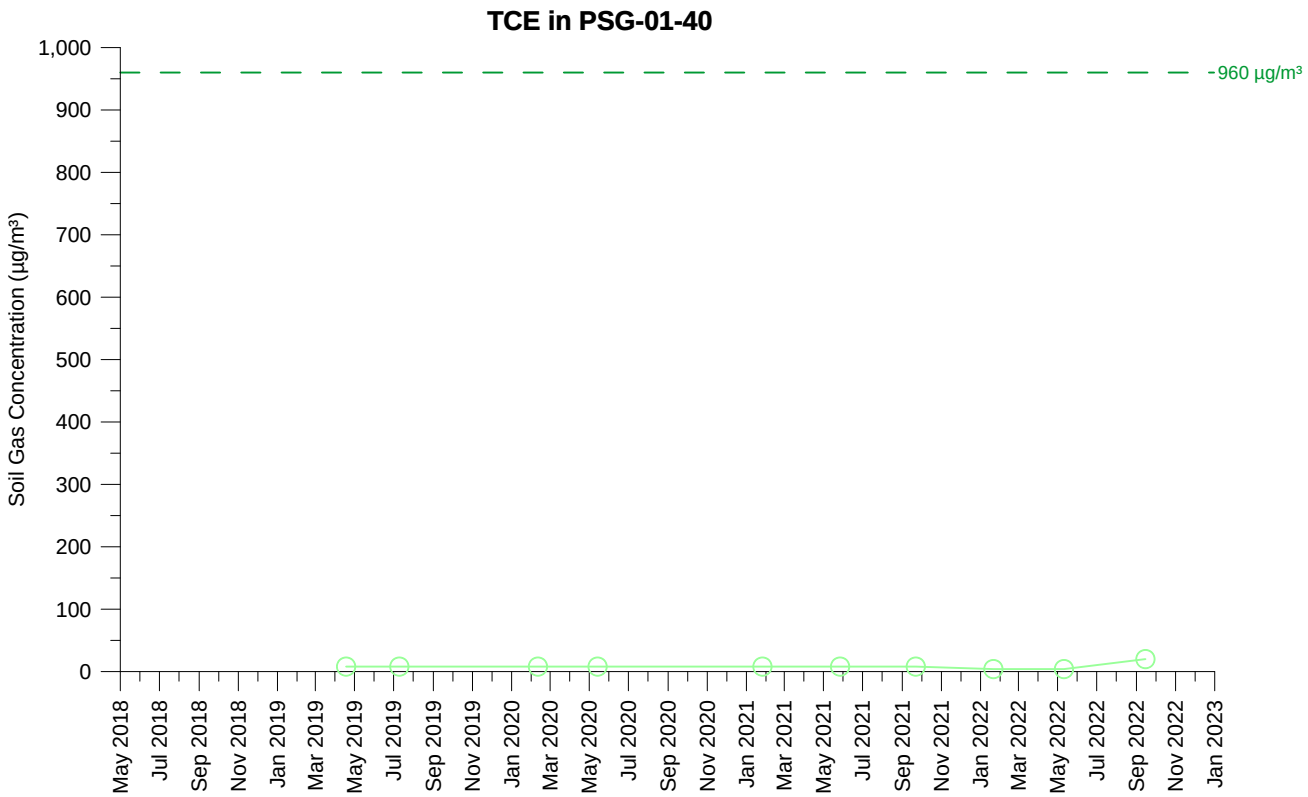

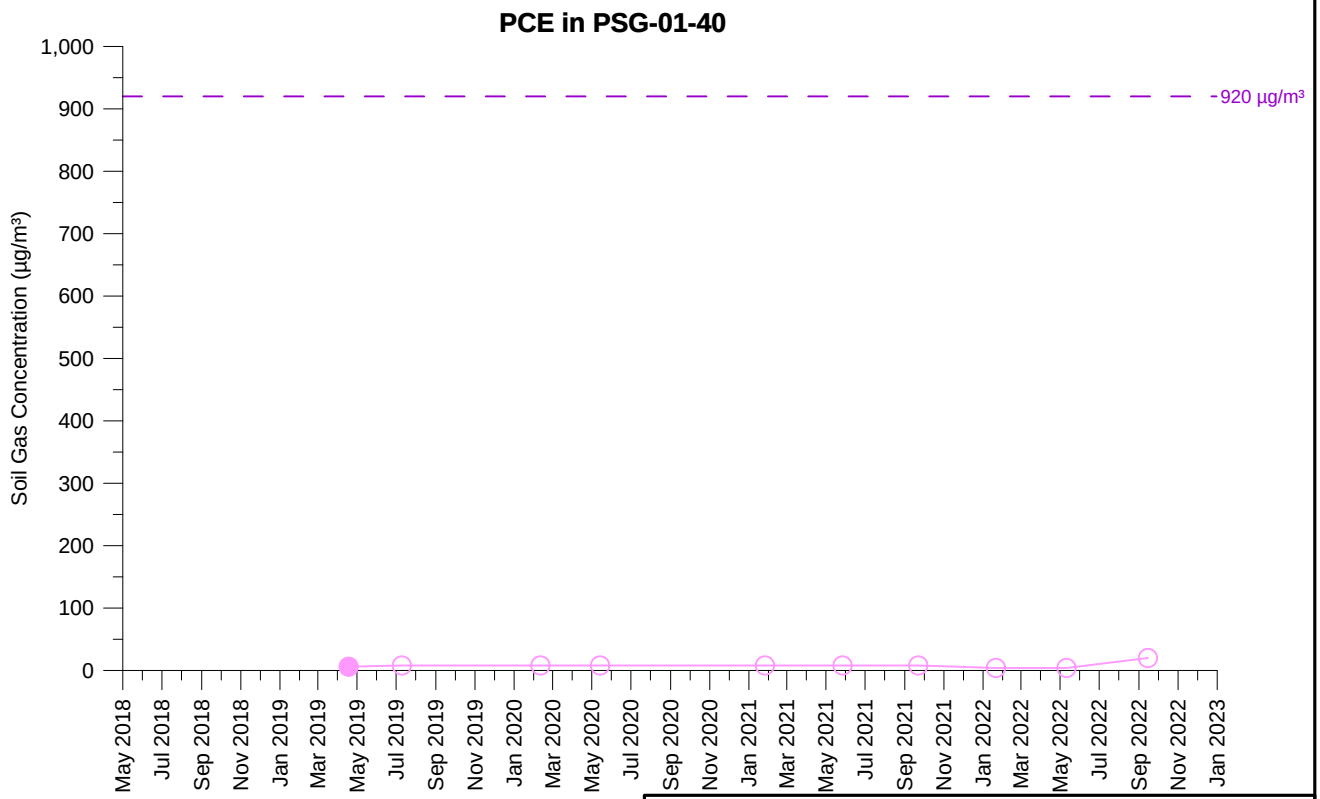

TCE Concentration (5 feet)

PCE Concentration (5 feet)

Open symbol denotes non-detect value

PSG-01-40
TCE AND PCE SOIL GAS CONCENTRATIONS OVER TIME
PARCEL 1
Former Ford Aeronutronic Property
Newport Beach, California

wsp	By: DMO	Proj. No. 8620397107.1.1G
	Date: 2/2/2023	Figure **H-1-176**

C:\Users\dave.oshea\Wood PLC\Bay Area Graphics - Documents\FordNB\fnb\1.1H\22_1117_gr\app_H1\psg_H-1-176_PSG-01-40.grf

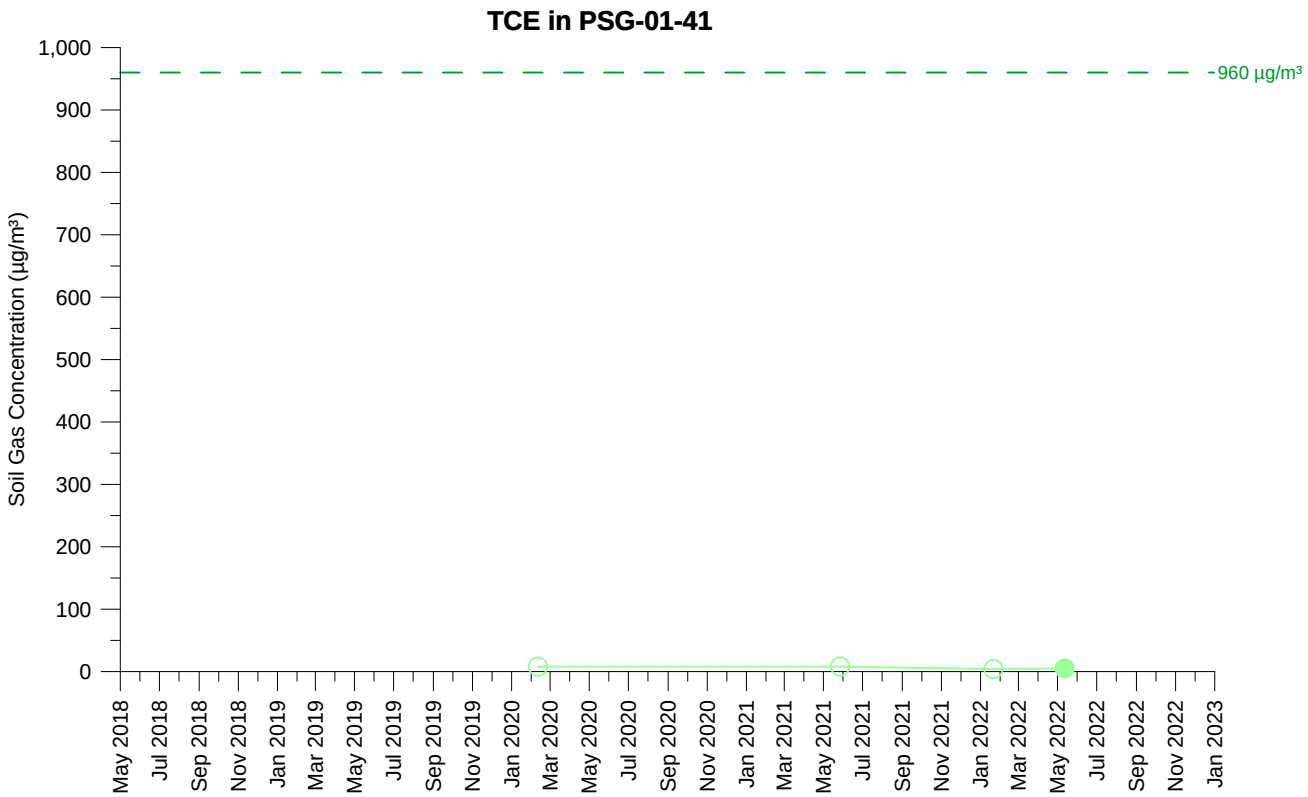

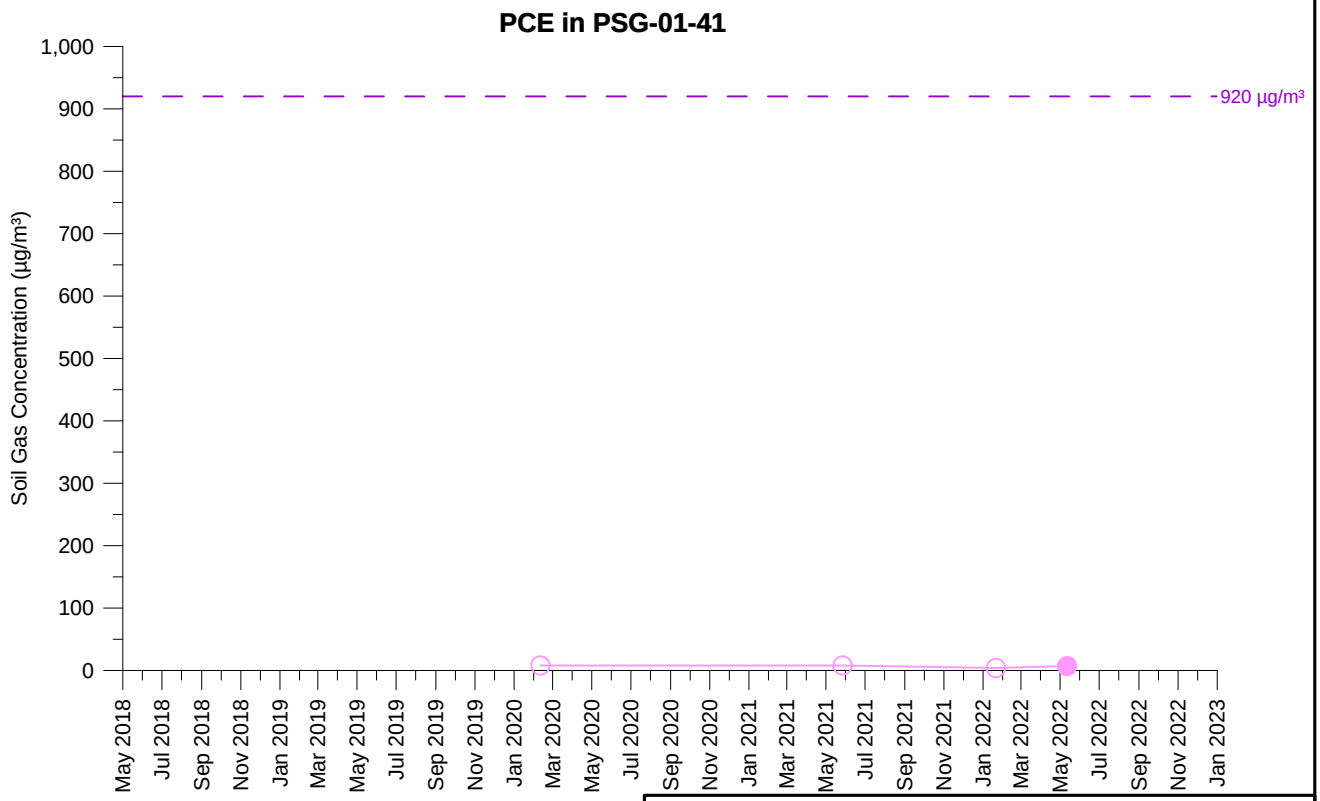

TCE Concentration (5 feet)

PCE Concentration (5 feet)

Open symbol denotes non-detect value

PSG-01-41
TCE AND PCE SOIL GAS CONCENTRATIONS OVER TIME
PARCEL 1
Former Ford Aeronutronic Property
Newport Beach, California

wsp	By: DMO	Proj. No. 8620397107.1.1G
	Date: 2/2/2023	Figure **H-1-177**

C:\Users\dave.oshea\Wood PLC\Bay Area Graphics - Documents\FordNB\fnb\1.1H\22_1117_gr\app_H1\psg_H-1-177_PSG-01-41.grf

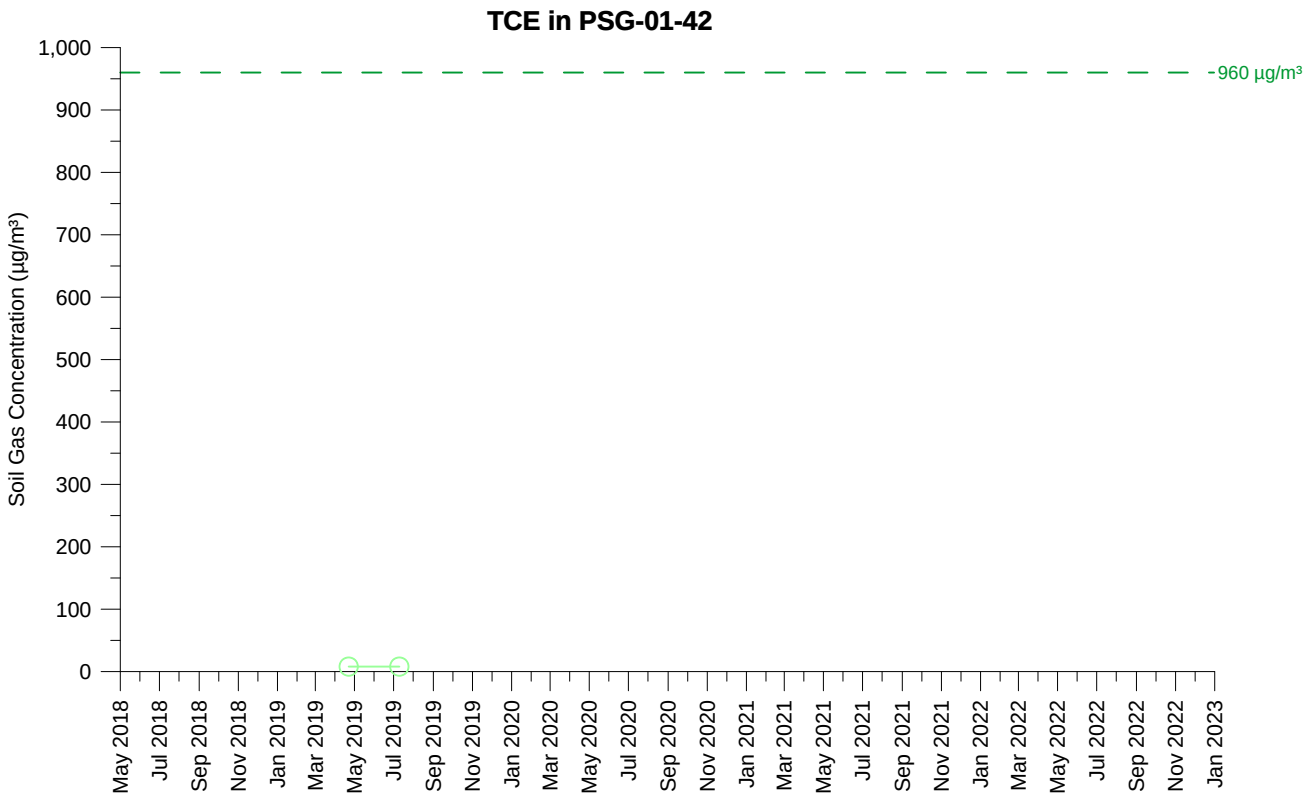

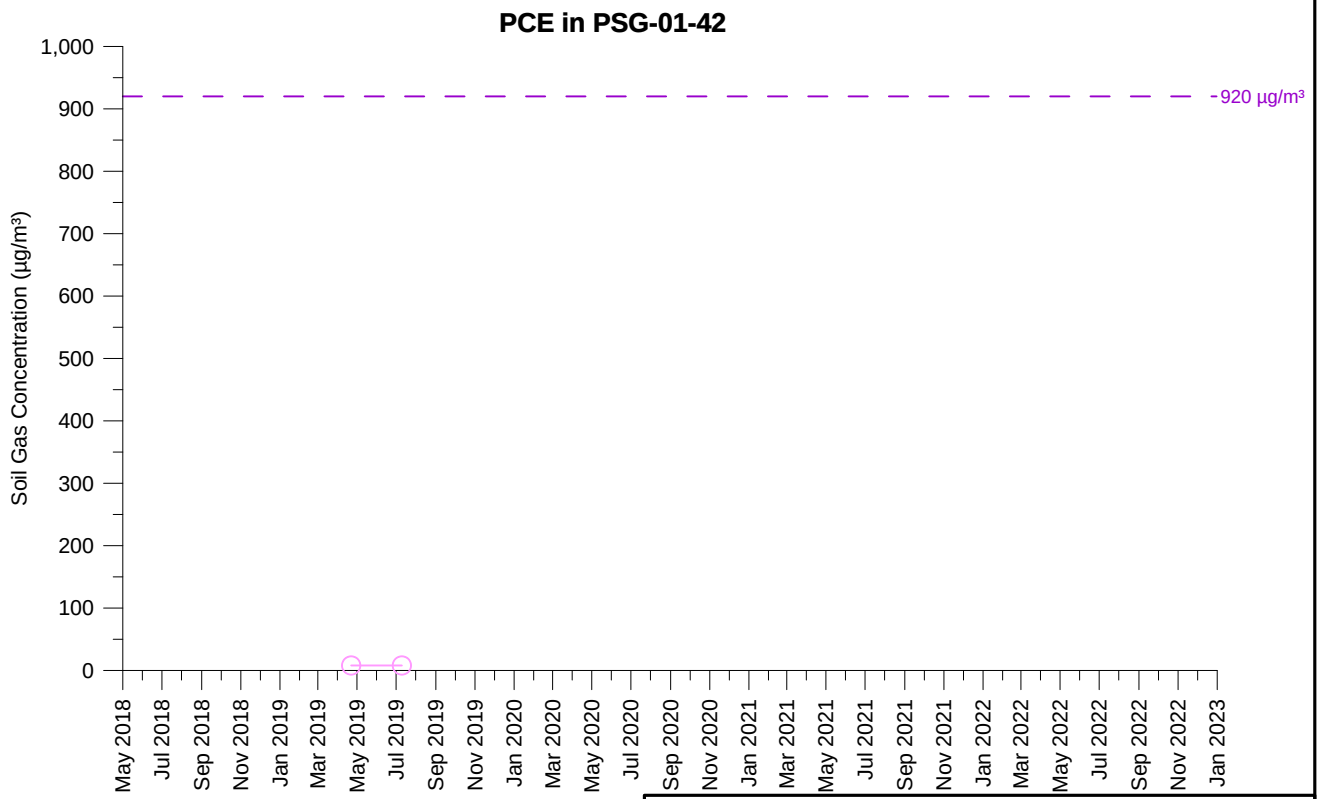

TCE Concentration (5 feet)

PCE Concentration (5 feet)

Open symbol denotes non-detect value

PSG-01-42
TCE AND PCE SOIL GAS CONCENTRATIONS OVER TIME
PARCEL 1
Former Ford Aeronutronic Property
Newport Beach, California

wsp	By: DMO	Proj. No. 8620397107.1.1G
	Date: 2/2/2023	Figure **H-1-178**

C:\Users\dave.oshea\Wood PLC\Bay Area Graphics - Documents\FordNB\fnb\1.1H\22_1117_gr\app_H1\psg_H-1-178_PSG-01-42.grf

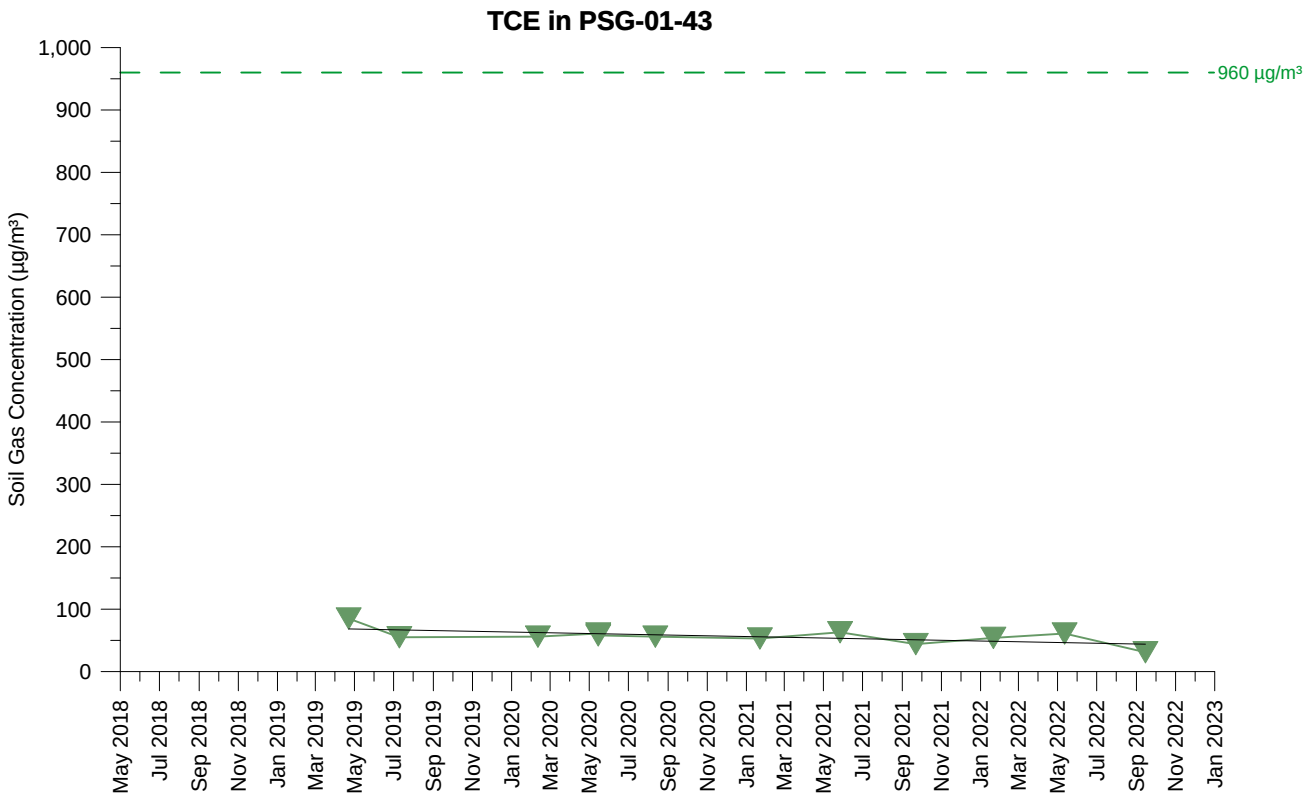

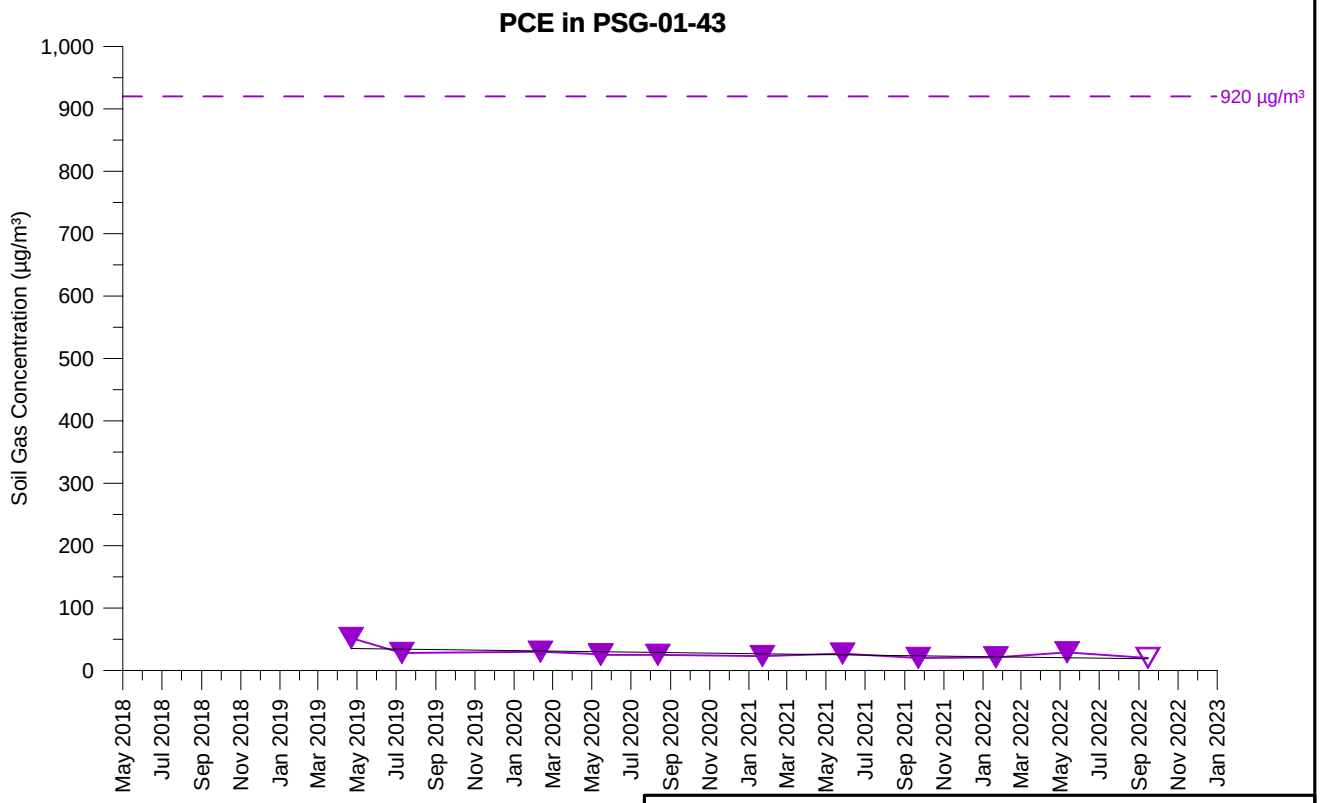

TCE Concentration (13.5 feet)

PCE Concentration (13.5 feet)

Open symbol denotes non-detect value

PSG-01-43
TCE AND PCE SOIL GAS CONCENTRATIONS OVER TIME
PARCEL 1
Former Ford Aeronutronic Property
Newport Beach, California

wsp	By: DMO	Proj. No. 8620397107.1.1G
	Date: 2/2/2023	Figure **H-1-179**

C:\Users\dave.oshea\Wood PLC\Bay Area Graphics - Documents\FordNB\fnb\1.1H\22_1117_gr\app_H1\psg_H-1-179_PSG-01-43.grf

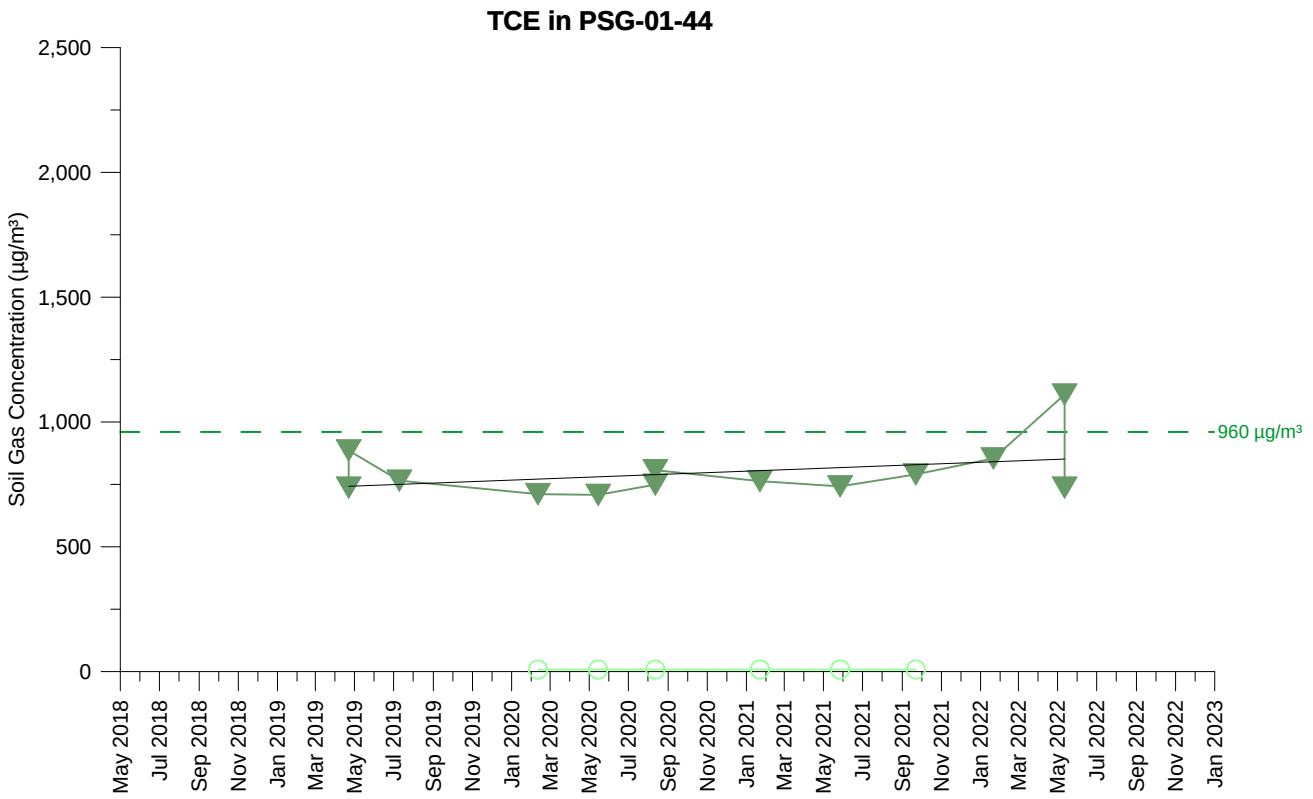

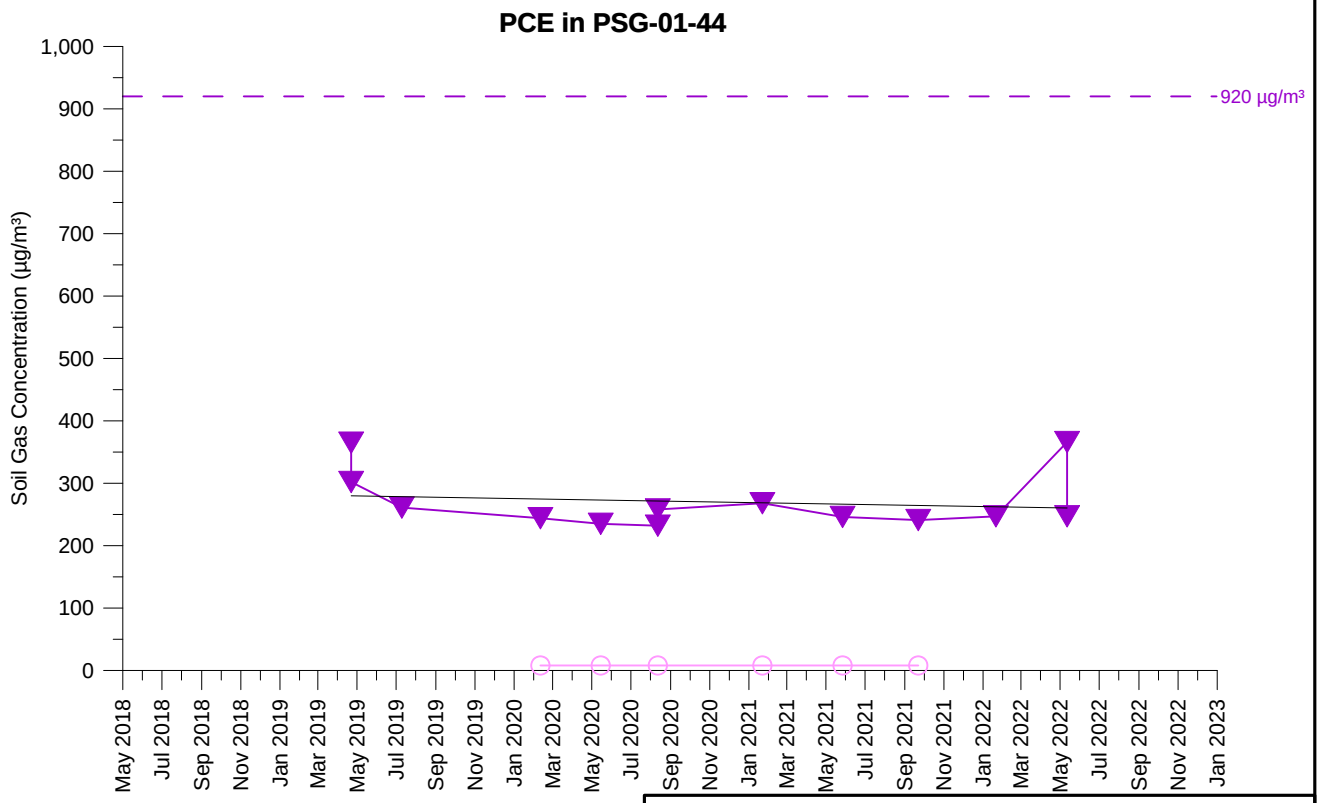

TCE Concentration (5 feet)
TCE Concentration (15 feet)
PCE Concentration (5 feet)
PCE Concentration (15 feet)
Open symbol denotes non-detect value

PSG-01-44
TCE AND PCE SOIL GAS CONCENTRATIONS OVER TIME
PARCEL 1
Former Ford Aeronutronic Property
Newport Beach, California

wsp	By: DMO	Proj. No. 8620397107.1.1G
	Date: 2/2/2023	Figure **H-1-180**

C:\Users\dave.oshea\Wood PLC\Bay Area Graphics - Documents\FordNB\fnb\1.1H\22_1117_gr\app_H1\psg_H-1-180_PSG-01-44.grf

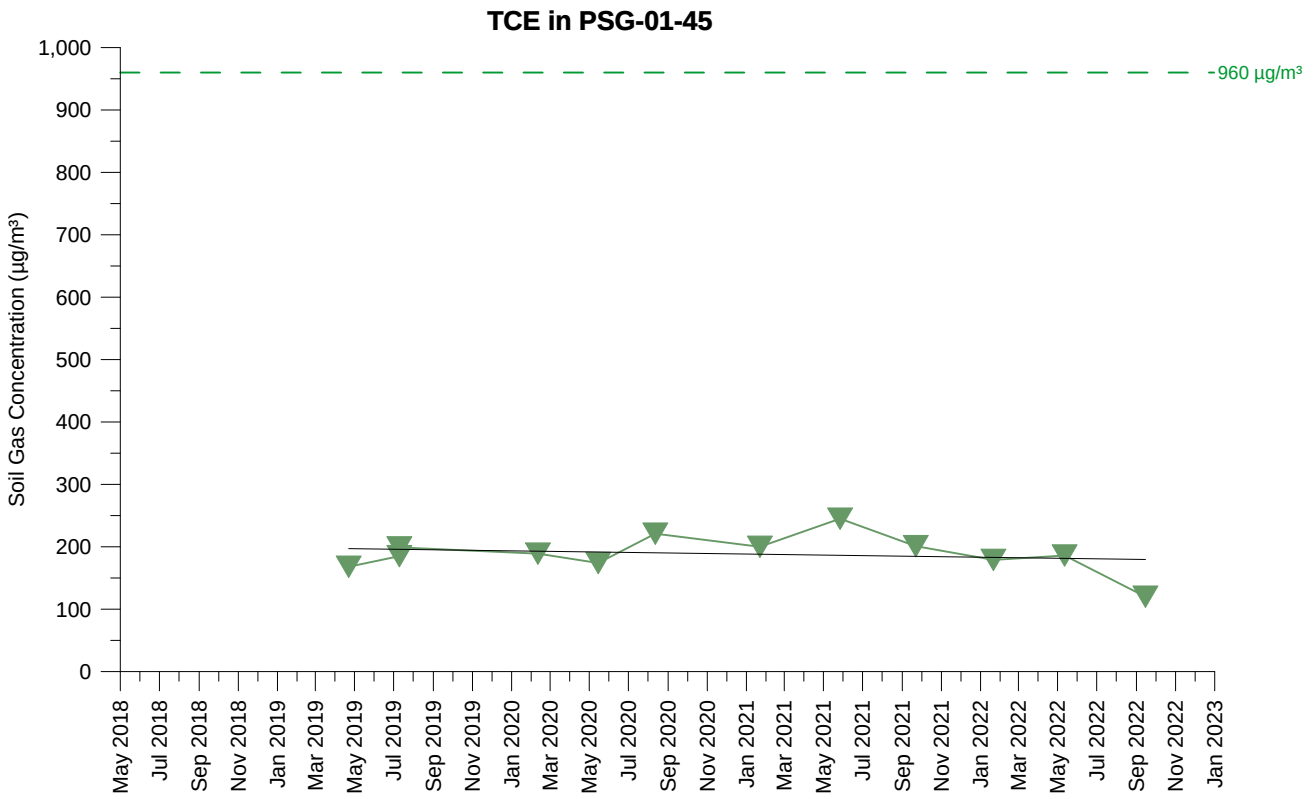

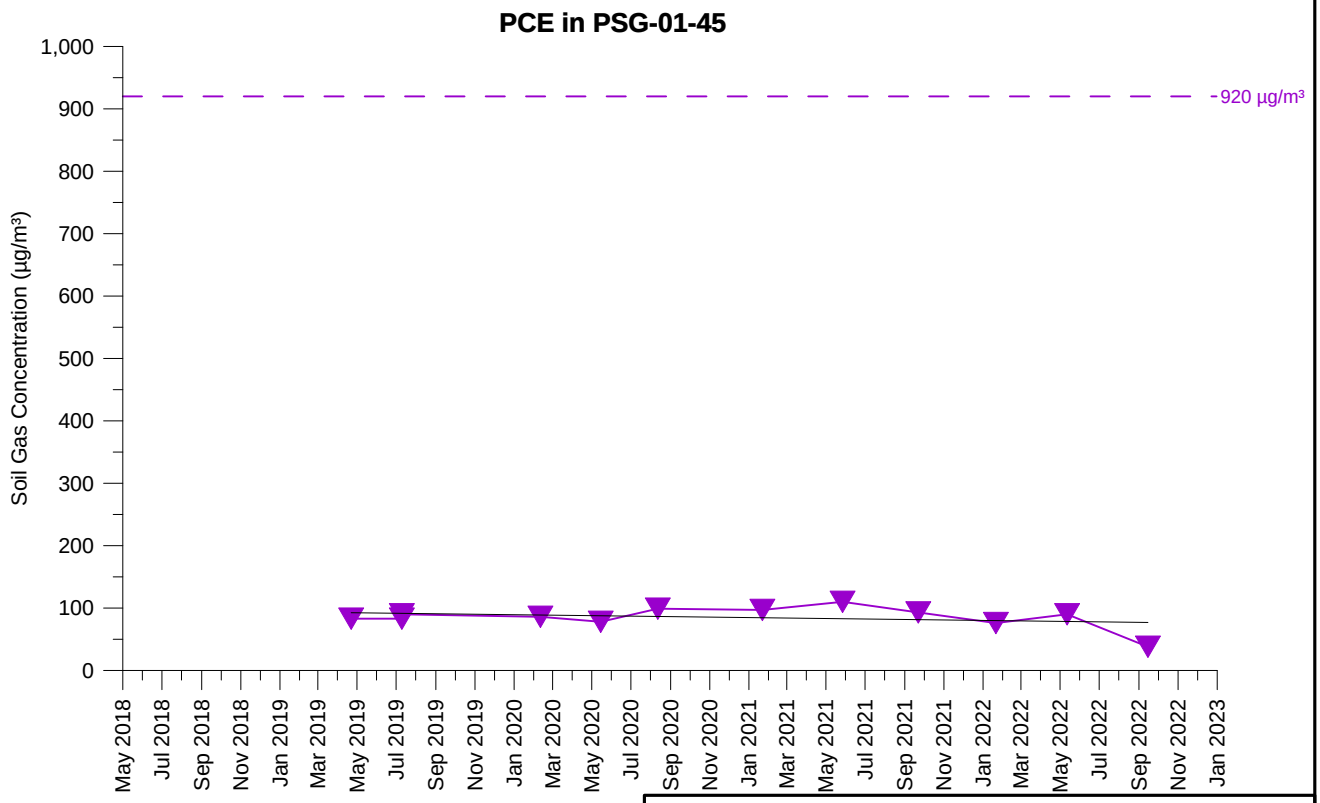

TCE Concentration (15 feet)

PCE Concentration (15 feet)

Open symbol denotes non-detect value

PSG-01-45
TCE AND PCE SOIL GAS CONCENTRATIONS OVER TIME
PARCEL 1
Former Ford Aeronutronic Property
Newport Beach, California

wsp	By: DMO	Proj. No. 8620397107.1.1G
	Date: 2/2/2023	Figure **H-1-181**

C:\Users\dave.oshea\Wood PLC\Bay Area Graphics - Documents\FordNB\fnb\1.1H\22_1117_gr\app_H1\psg_H-1-181_PSG-01-45.grf

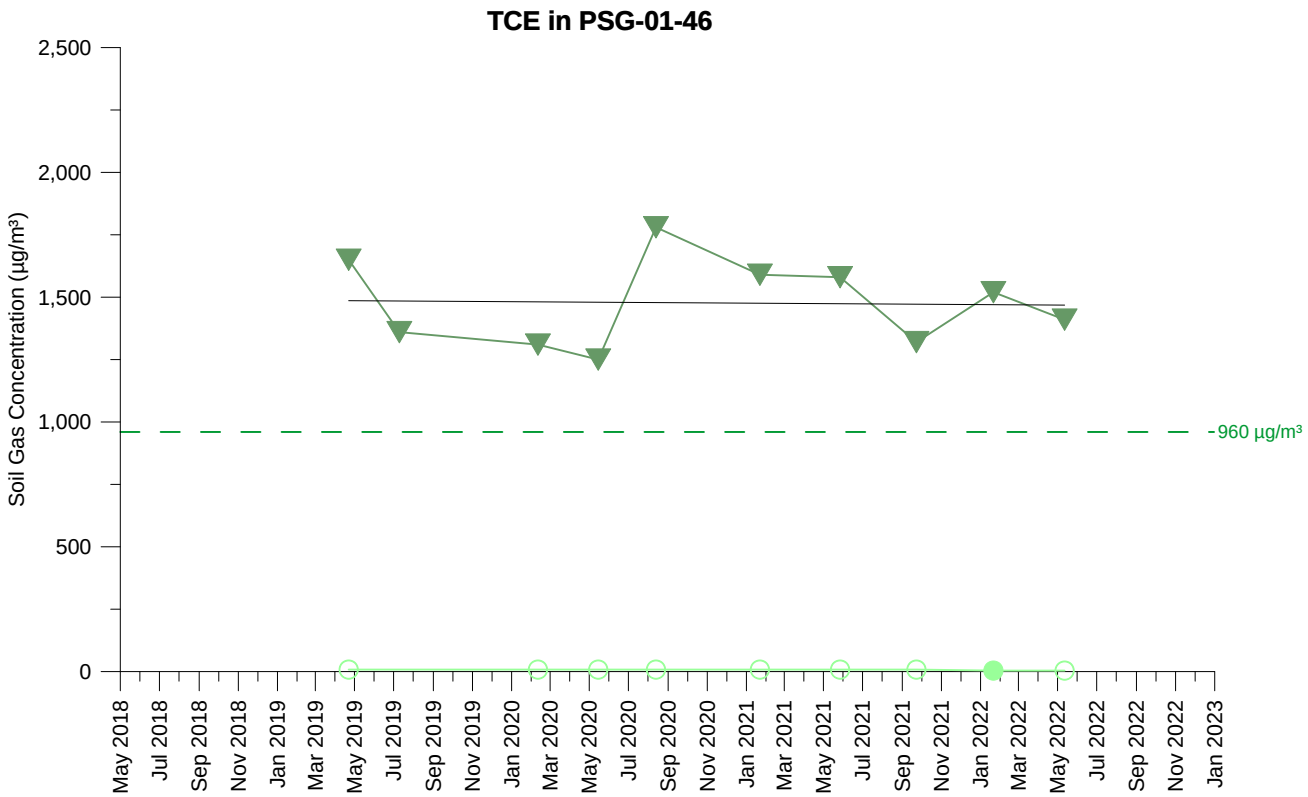

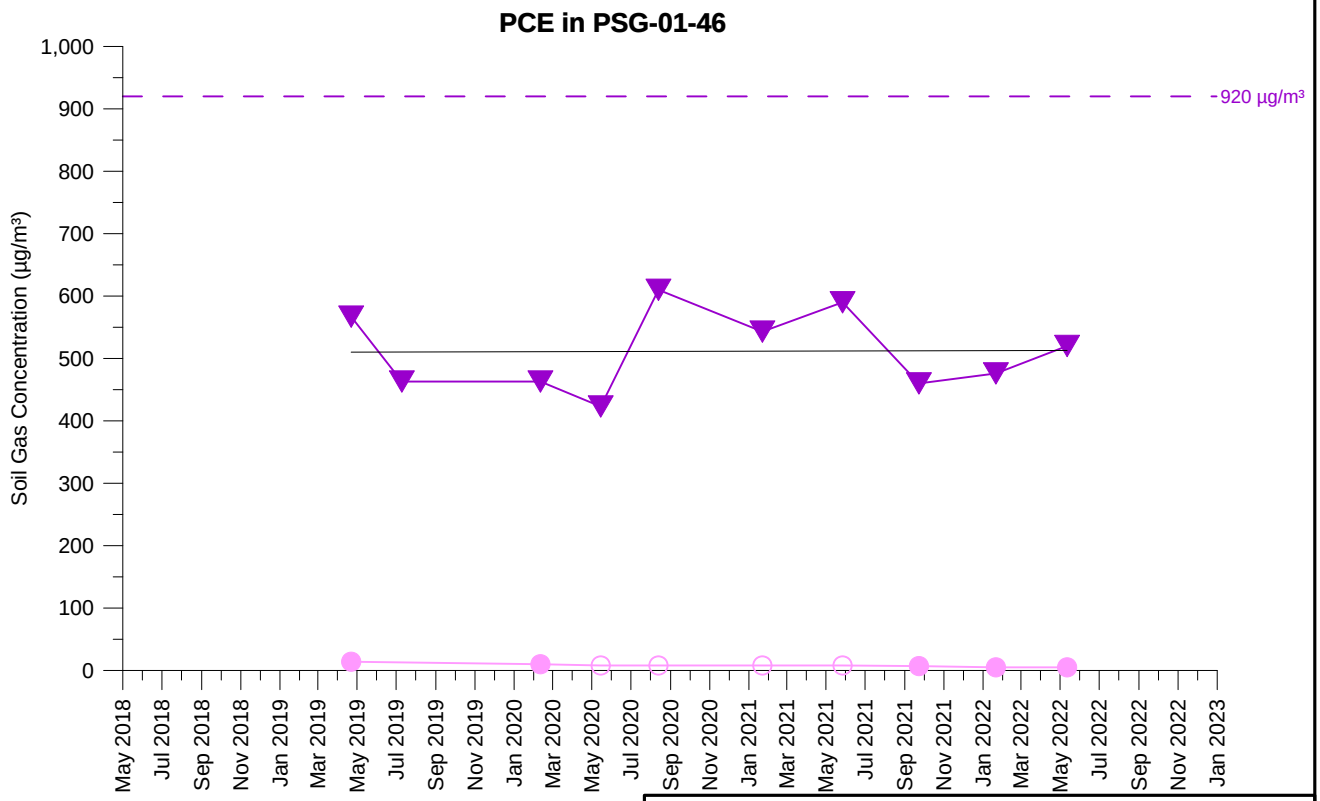

TCE Concentration (5 feet)
TCE Concentration (15 feet)
PCE Concentration (5 feet)
PCE Concentration (15 feet)

Open symbol denotes non-detect value

PSG-01-46
TCE AND PCE SOIL GAS CONCENTRATIONS OVER TIME
PARCEL 1
Former Ford Aeronutronic Property
Newport Beach, California

wsp	By: DMO	Proj. No. 8620397107.1.1G
	Date: 2/2/2023	Figure **H-1-182**

C:\Users\dave.oshea\Wood PLC\Bay Area Graphics - Documents\FordNB\fnb\1.1H\22_1117_gr\app_H1\psg_H-1-182_PSG-01-46.grf

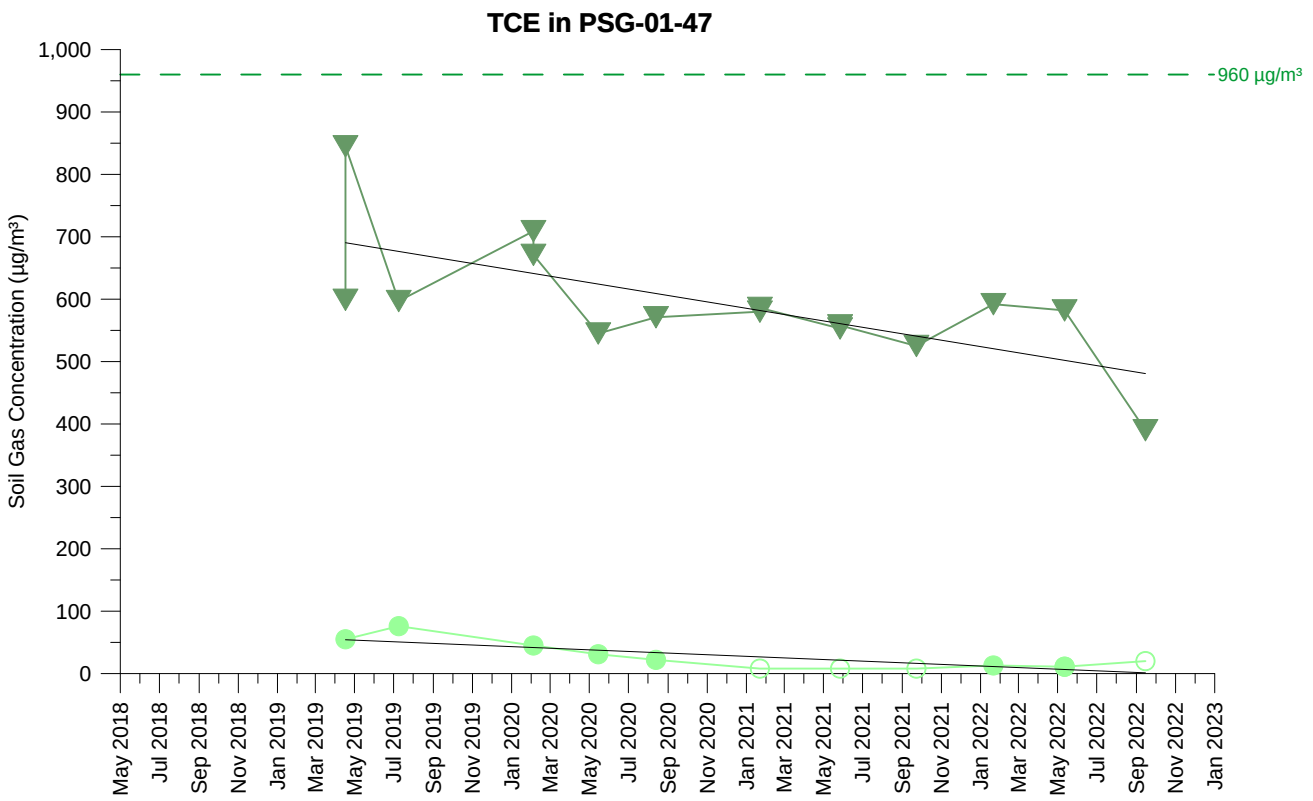

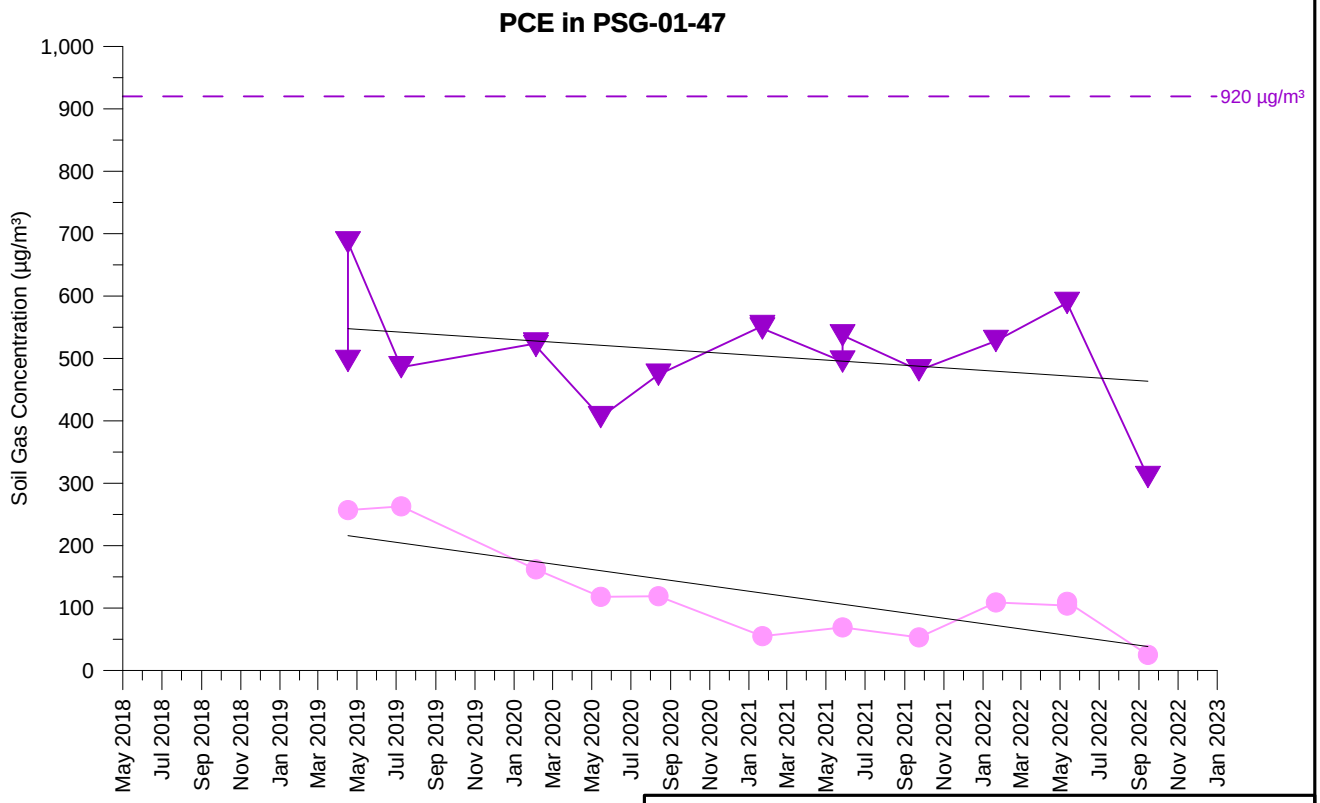

TCE Concentration (5 feet)
TCE Concentration (15 feet)
PCE Concentration (5 feet)
PCE Concentration (15 feet)

Open symbol denotes non-detect value

PSG-01-47
TCE AND PCE SOIL GAS CONCENTRATIONS OVER TIME
PARCEL 1
Former Ford Aeronutronic Property
Newport Beach, California

wsp	By: DMO	Proj. No. 8620397107.1.1G
	Date: 2/2/2023	Figure **H-1-183**

C:\Users\dave.oshea\Wood PLC\Bay Area Graphics - Documents\FordNB\fnb\1.1H\22_1117_gr\app_H1\psg_H-1-183_PSG-01-47.grf

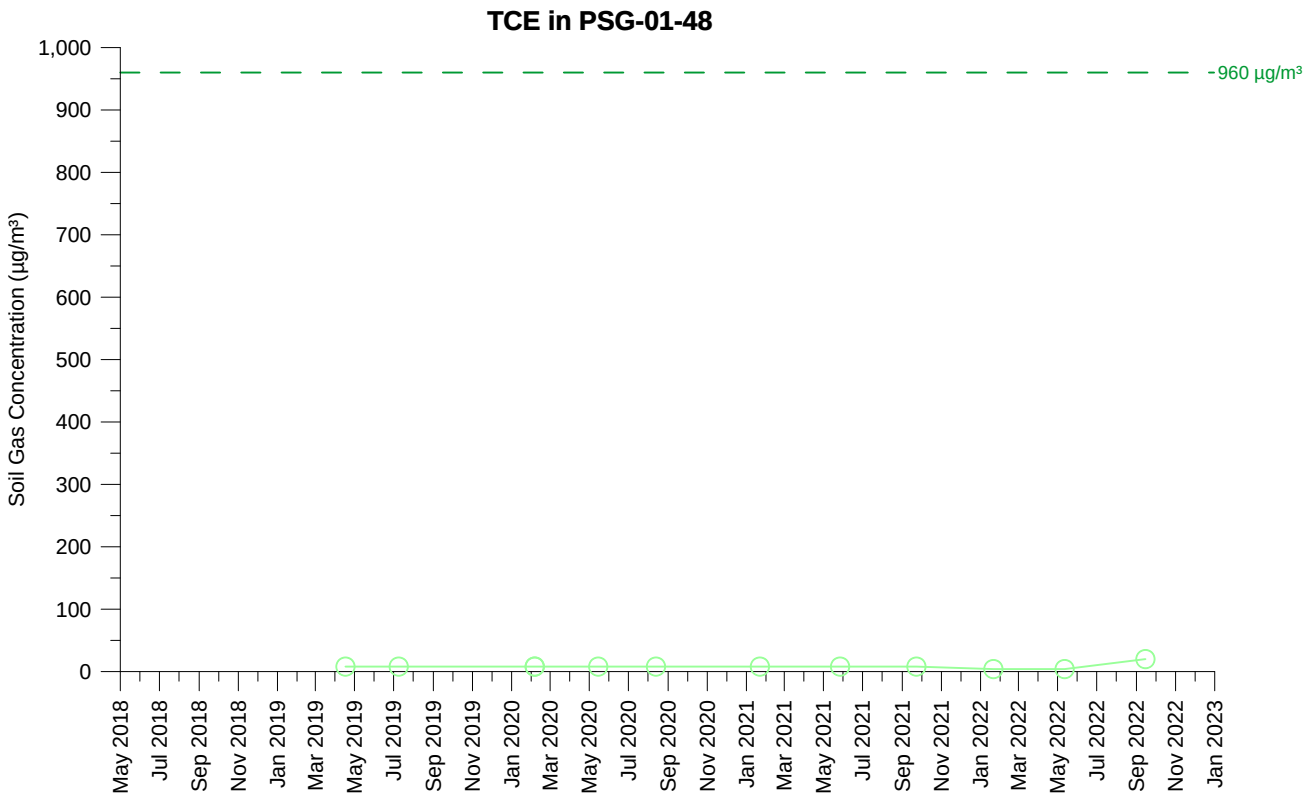

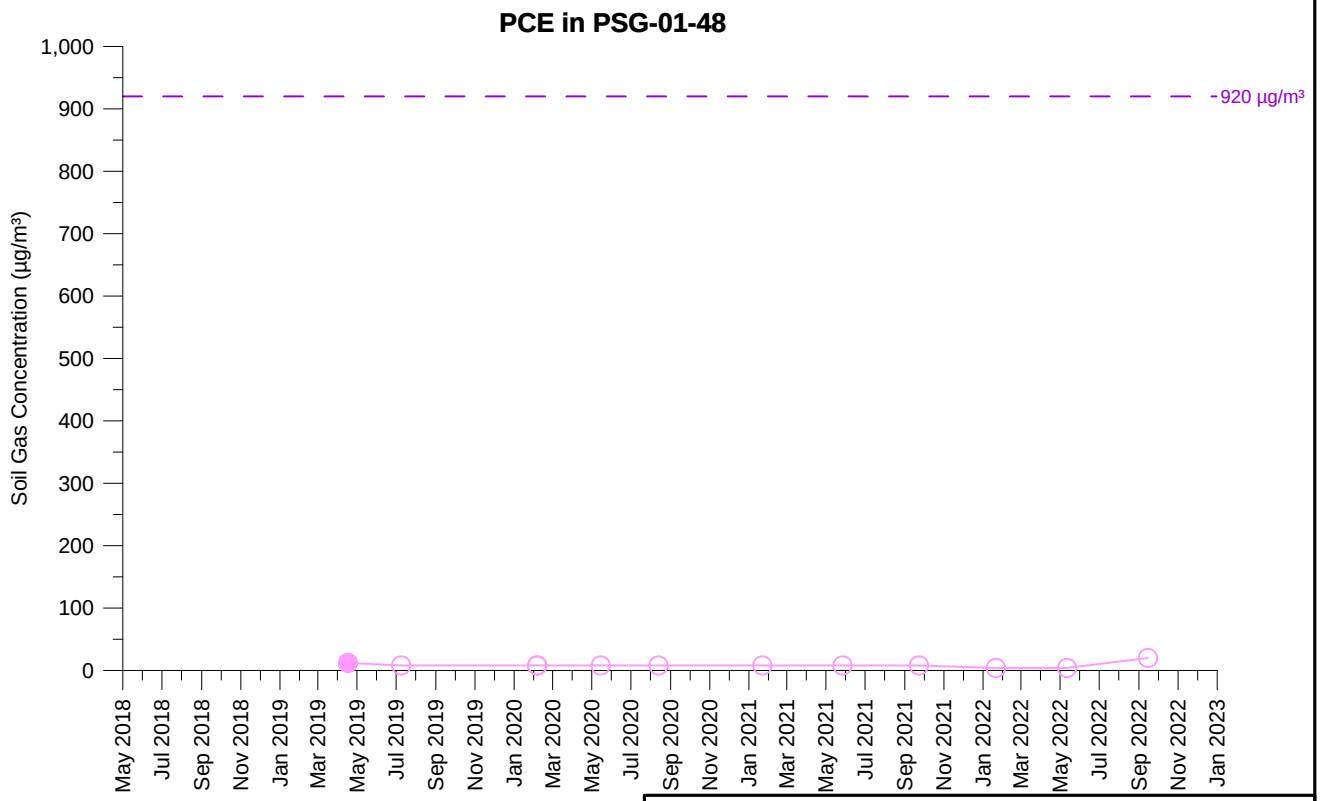

TCE Concentration (5 feet)

PCE Concentration (5 feet)

Open symbol denotes non-detect value

PSG-01-48
TCE AND PCE SOIL GAS CONCENTRATIONS OVER TIME
PARCEL 1
Former Ford Aeronutronic Property
Newport Beach, California

wsp	By: DMO	Proj. No. 8620397107.1.1G
	Date: 2/2/2023	Figure **H-1-184**

C:\Users\dave.oshea\Wood PLC\Bay Area Graphics - Documents\FordNB\fnb\1.1H\22_1117_gr\app_H1\psg_H-1-184_PSG-01-48.grf

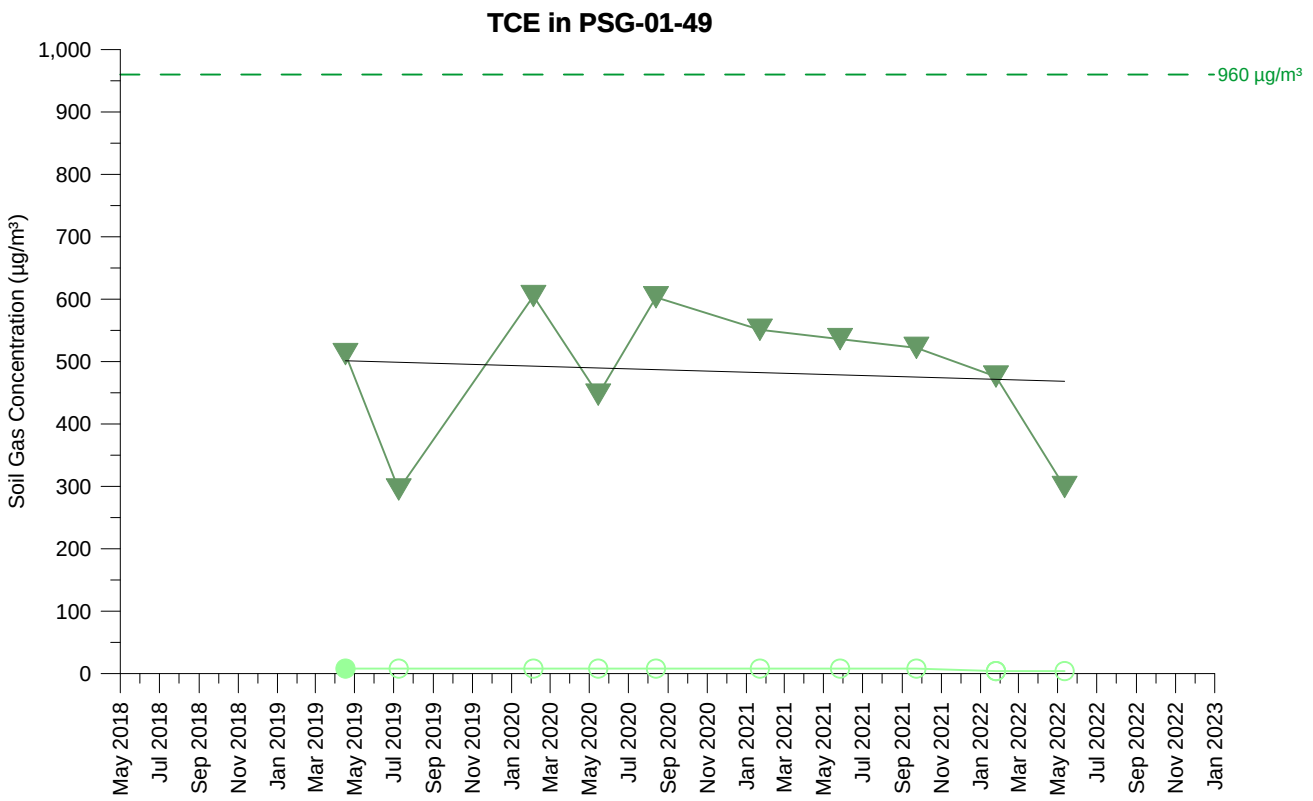

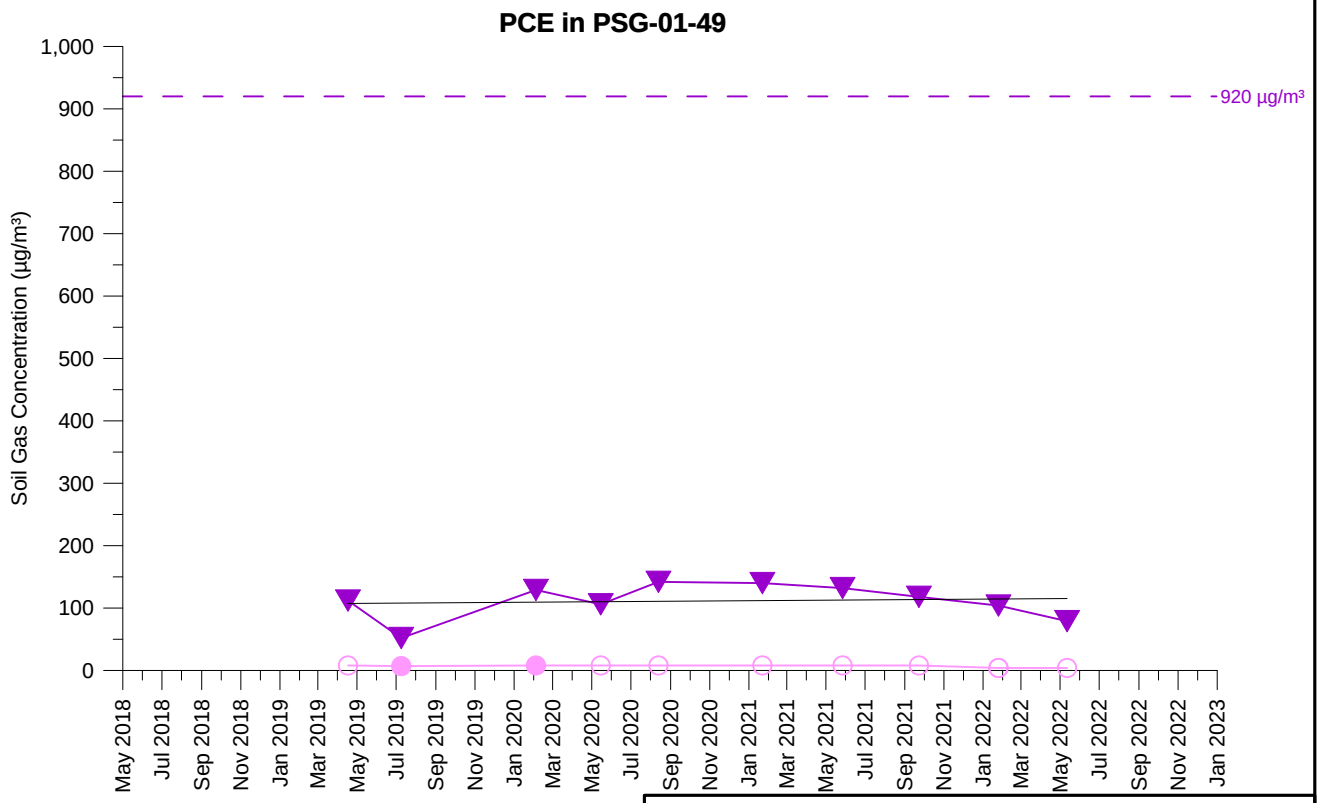

TCE Concentration (5 feet)
TCE Concentration (15 feet)
PCE Concentration (5 feet)
PCE Concentration (15 feet)

Open symbol denotes non-detect value

PSG-01-49
TCE AND PCE SOIL GAS CONCENTRATIONS OVER TIME
PARCEL 1
Former Ford Aeronutronic Property
Newport Beach, California

wsp	By: DMO	Proj. No. 8620397107.1.1G
	Date: 2/2/2023	Figure **H-1-185**

C:\Users\dave.oshea\Wood PLC\Bay Area Graphics - Documents\FordNB\fnb\1.1H\22_1117_gr\app_H1\psg_H-1-185_PSG-01-49.grf

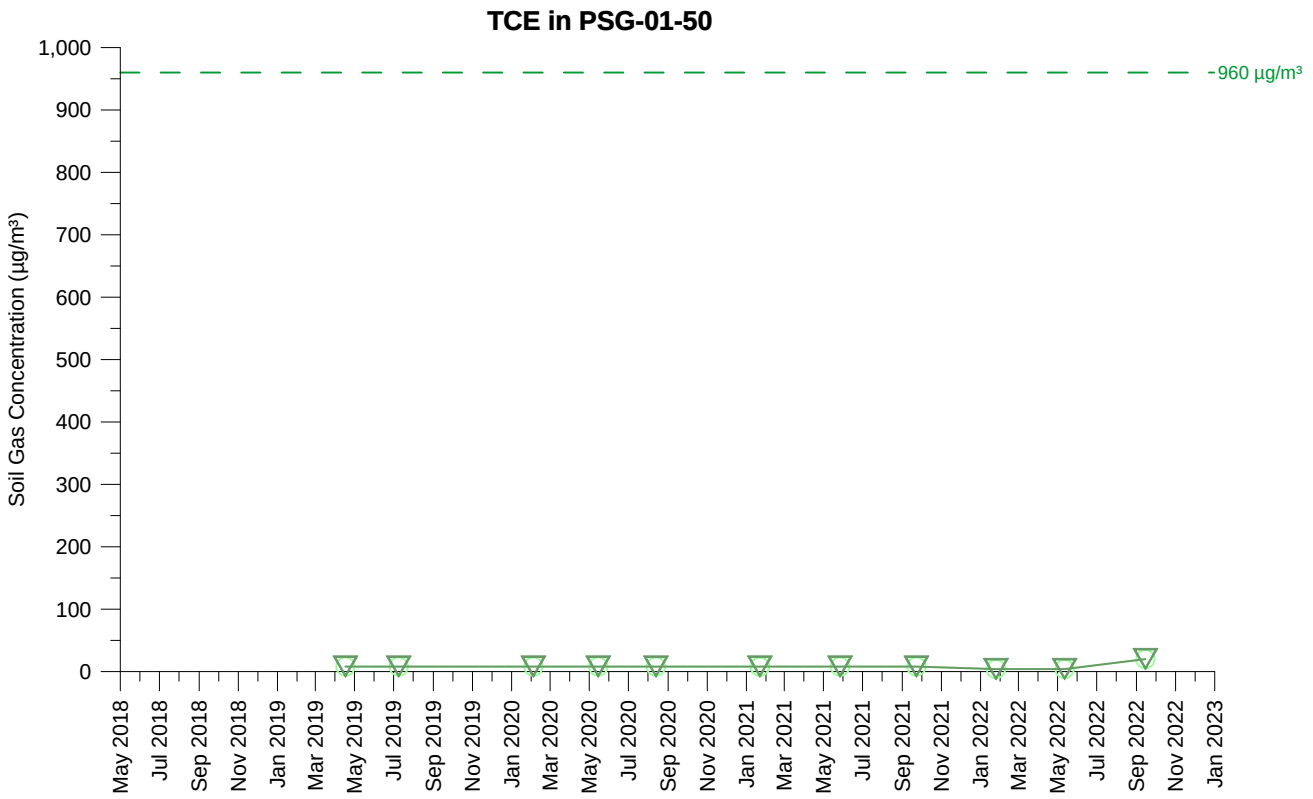

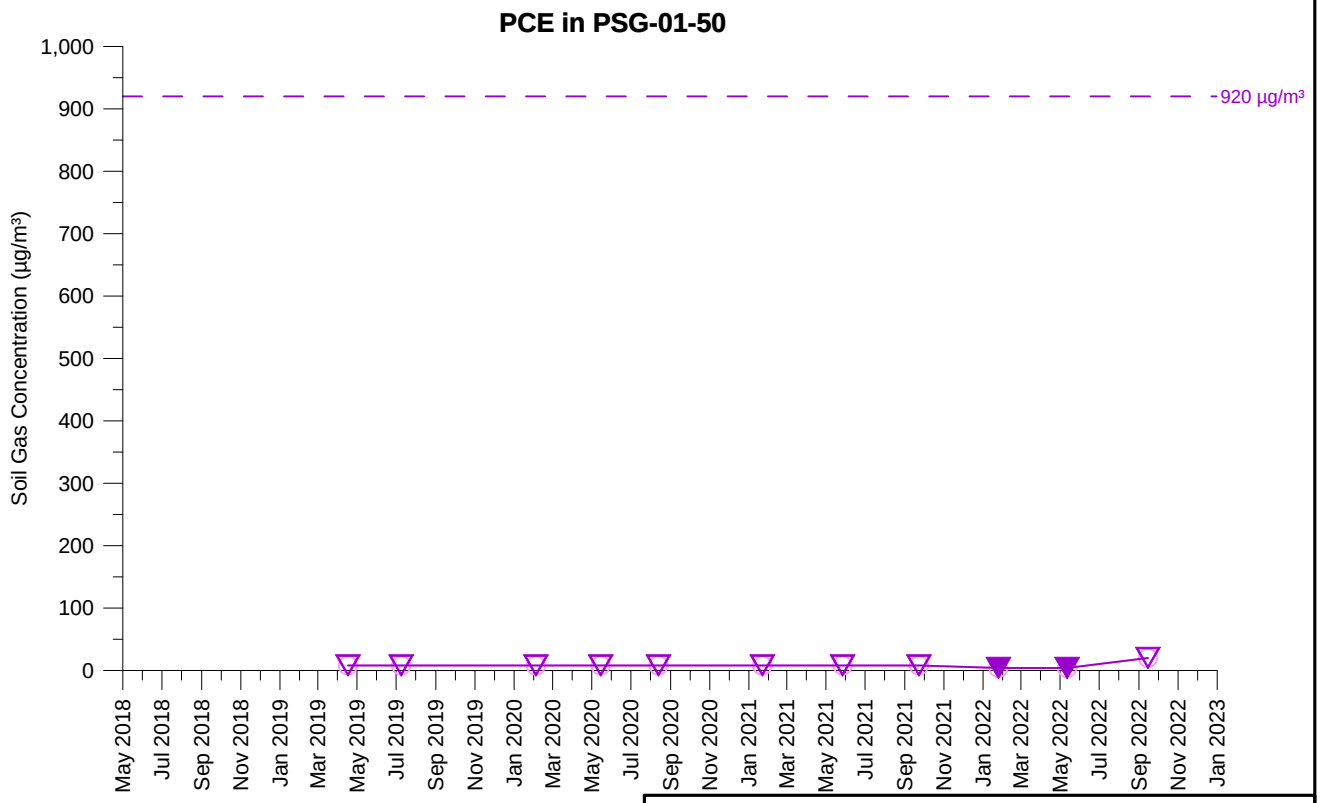

TCE Concentration (5 feet)
TCE Concentration (15 feet)
PCE Concentration (5 feet)
PCE Concentration (15 feet)

Open symbol denotes non-detect value

PSG-01-50
TCE AND PCE SOIL GAS CONCENTRATIONS OVER TIME
PARCEL 1
Former Ford Aeronutronic Property
Newport Beach, California

wsp	By: DMO	Proj. No. 8620397107.1.1G
	Date: 2/2/2023	Figure **H-1-186**

C:\Users\dave.oshea\Wood PLC\Bay Area Graphics - Documents\FordNB\fnb\1.1H\22_1117_gr\app_H1\psg_H-1-186_PSG-01-50.grf

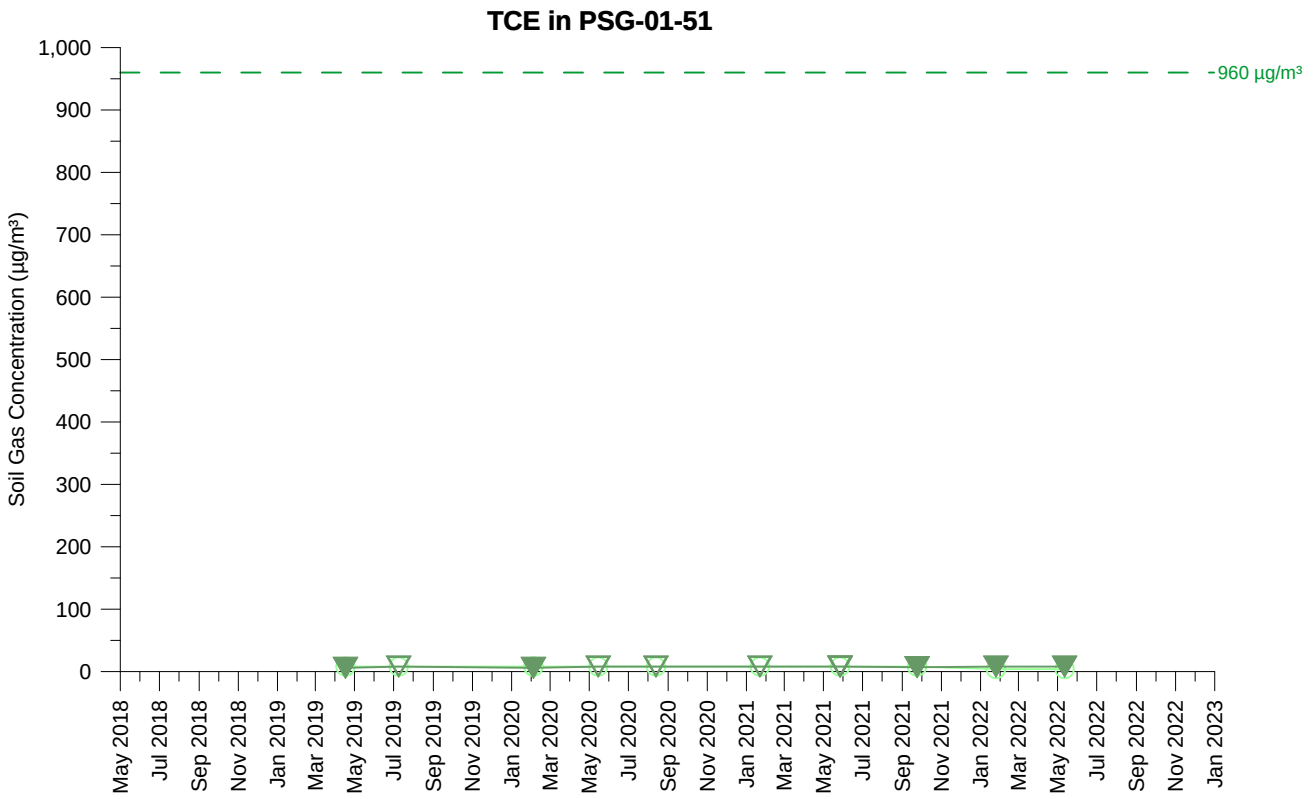

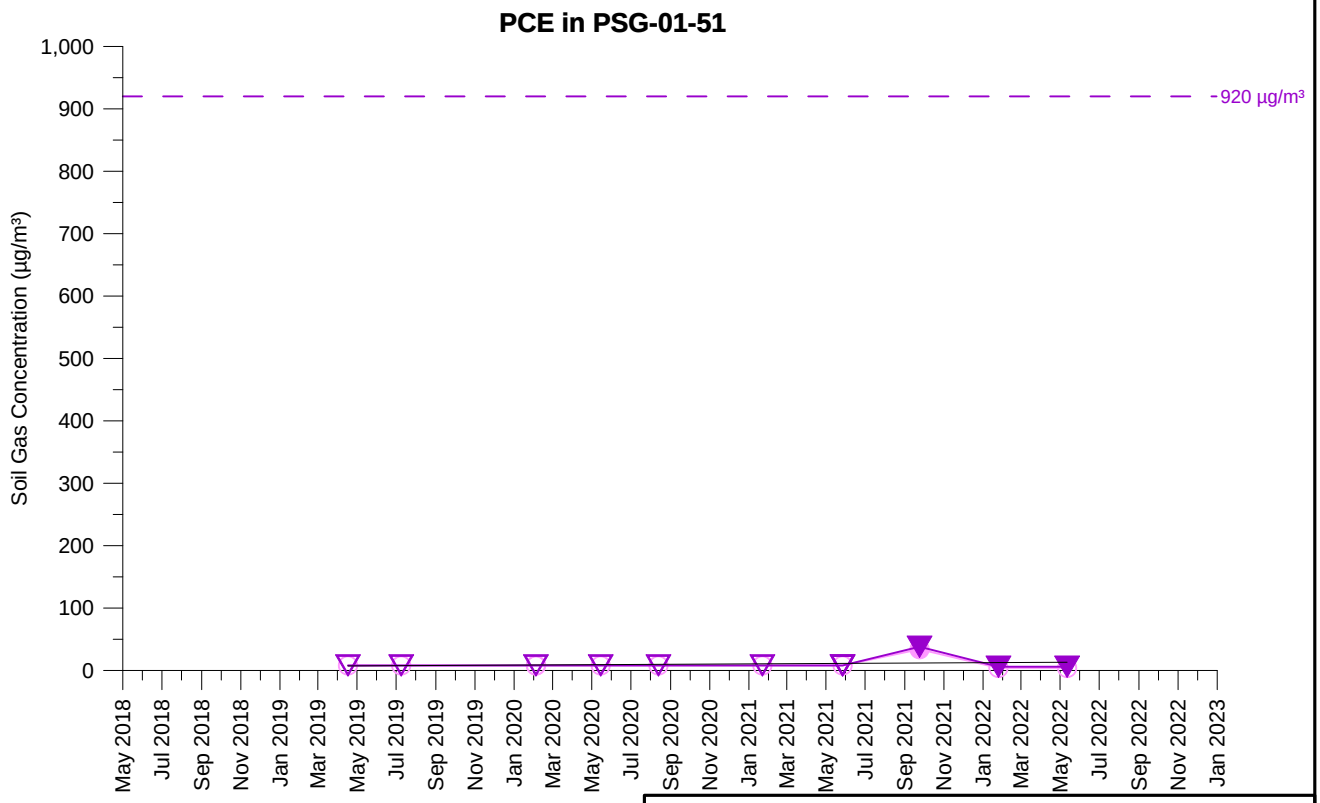

TCE Concentration (5 feet)
TCE Concentration (15 feet)
PCE Concentration (5 feet)
PCE Concentration (15 feet)

Open symbol denotes non-detect value

PSG-01-51
TCE AND PCE SOIL GAS CONCENTRATIONS OVER TIME
PARCEL 1
Former Ford Aeronutronic Property
Newport Beach, California

wsp	By: DMO	Proj. No. 8620397107.1.1G
	Date: 2/2/2023	Figure **H-1-187**

C:\Users\dave.oshea\Wood PLC\Bay Area Graphics - Documents\FordNB\fnb\1.1H\22_1117_gr\app_H1\psg_H-1-187_PSG-01-51.grf

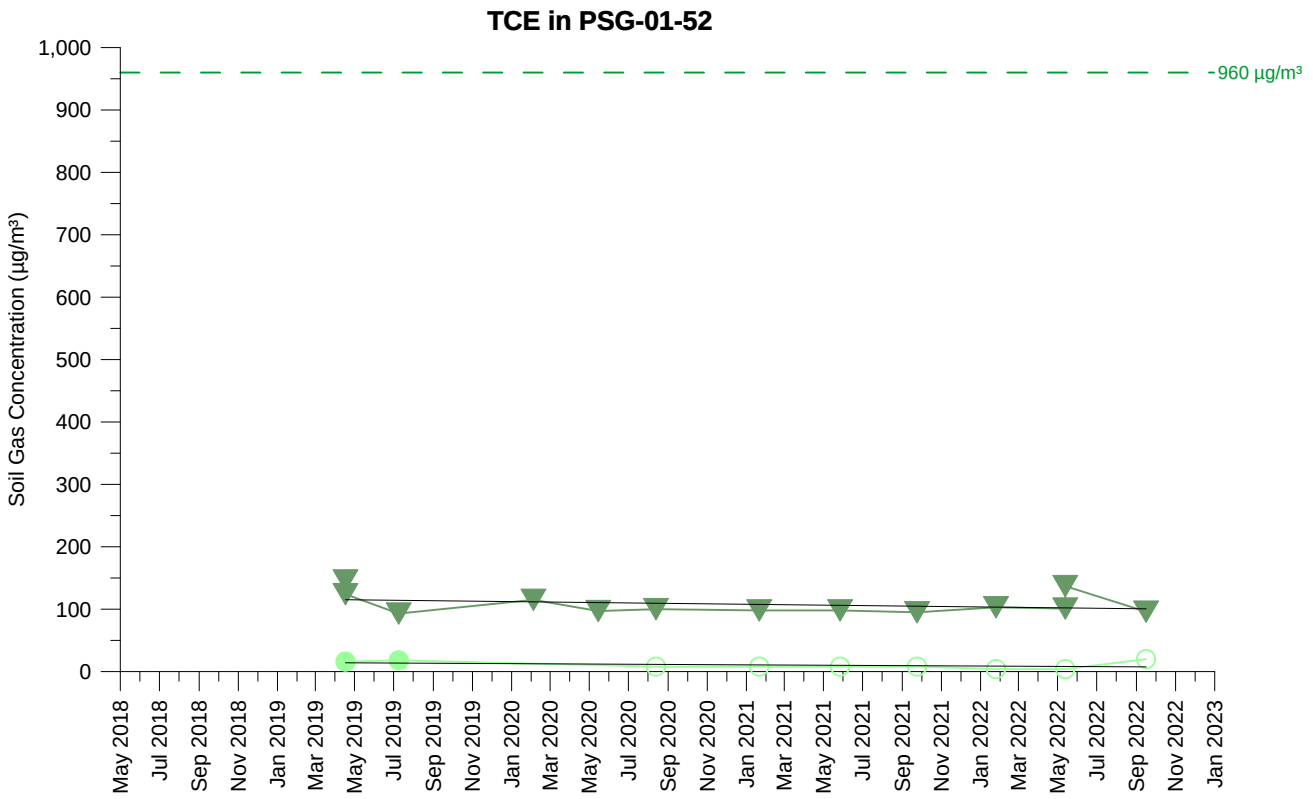

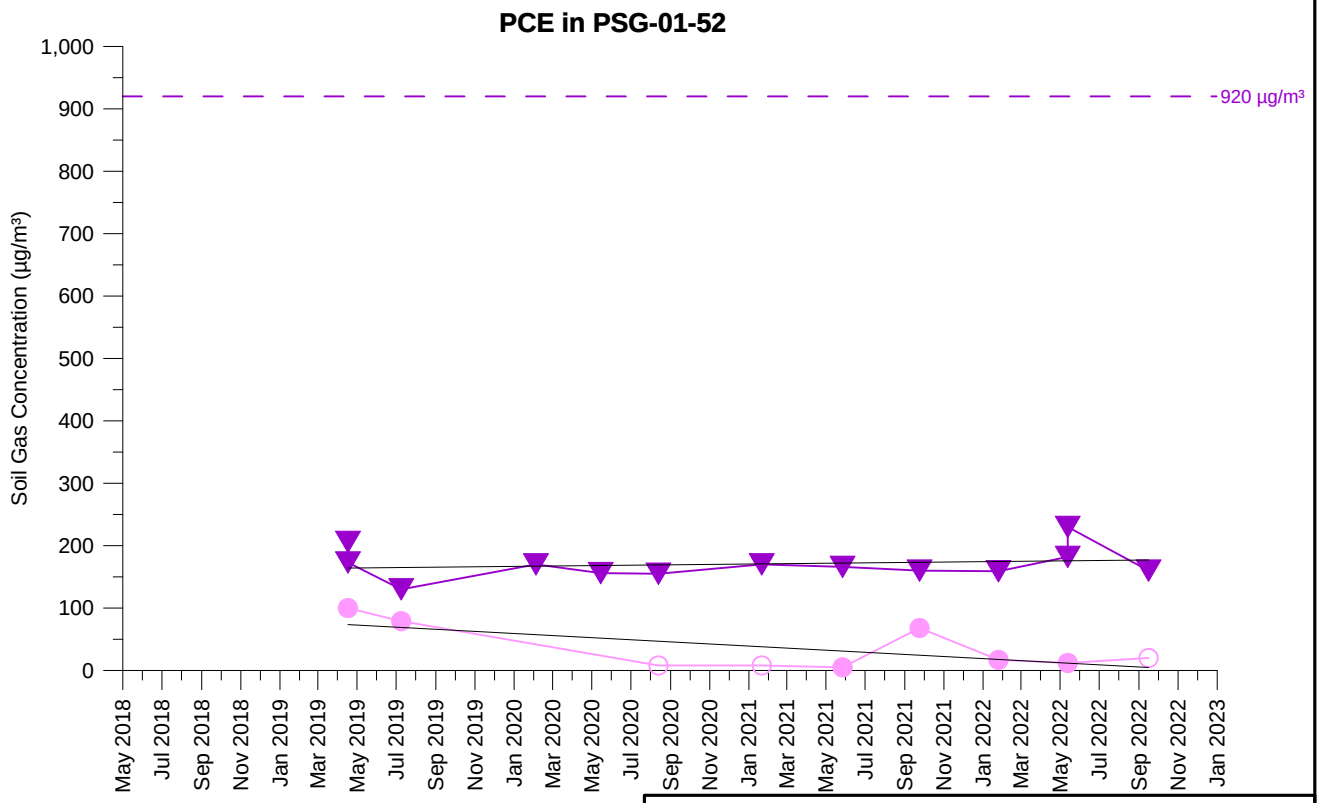

TCE Concentration (5 feet)
TCE Concentration (15 feet)
PCE Concentration (5 feet)
PCE Concentration (15 feet)

Open symbol denotes non-detect value

PSG-01-52
TCE AND PCE SOIL GAS CONCENTRATIONS OVER TIME
PARCEL 1
Former Ford Aeronutronic Property
Newport Beach, California

wsp	By: DMO	Proj. No. 8620397107.1.1G
	Date: 2/2/2023	Figure **H-1-188**

C:\Users\dave.oshea\Wood PLC\Bay Area Graphics - Documents\FordNB\fnb\1.1H\22_1117_gr\app_H1\psg_H-1-188_PSG-01-52.grf

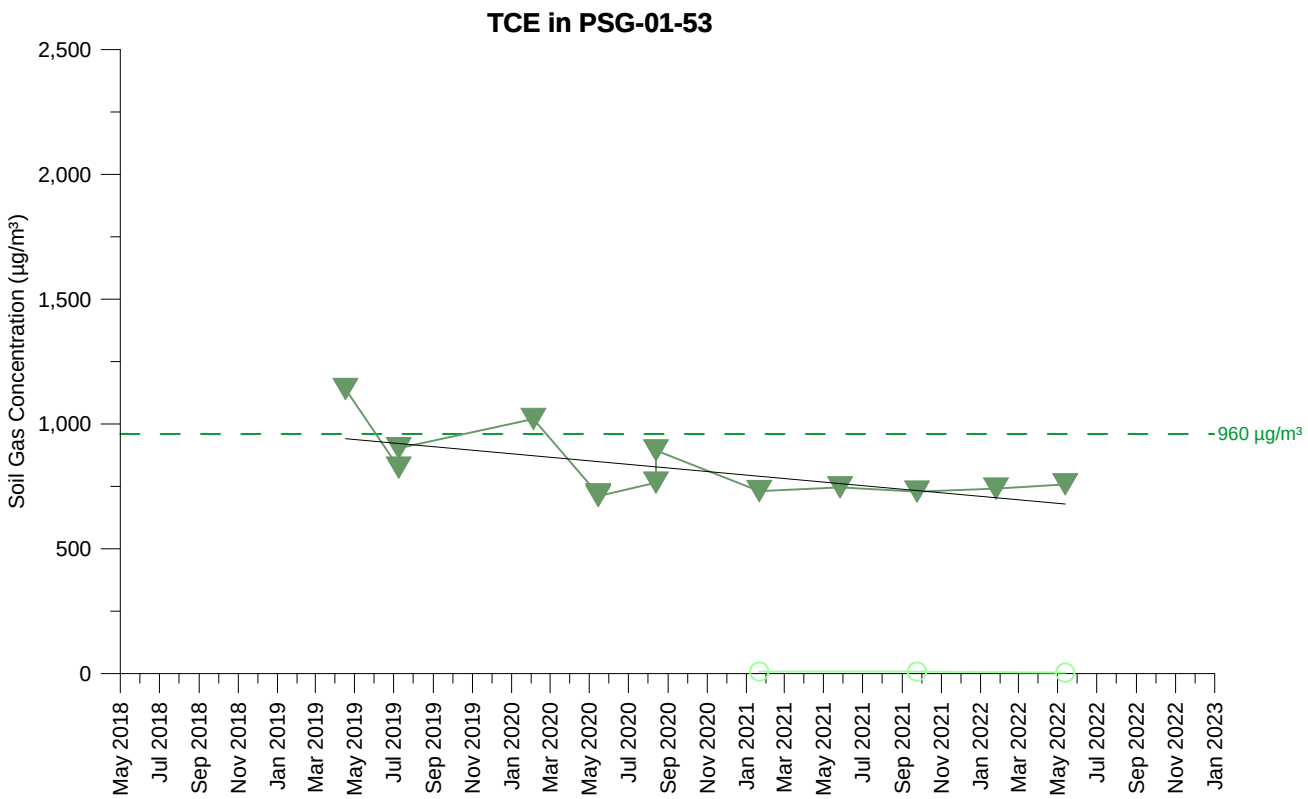

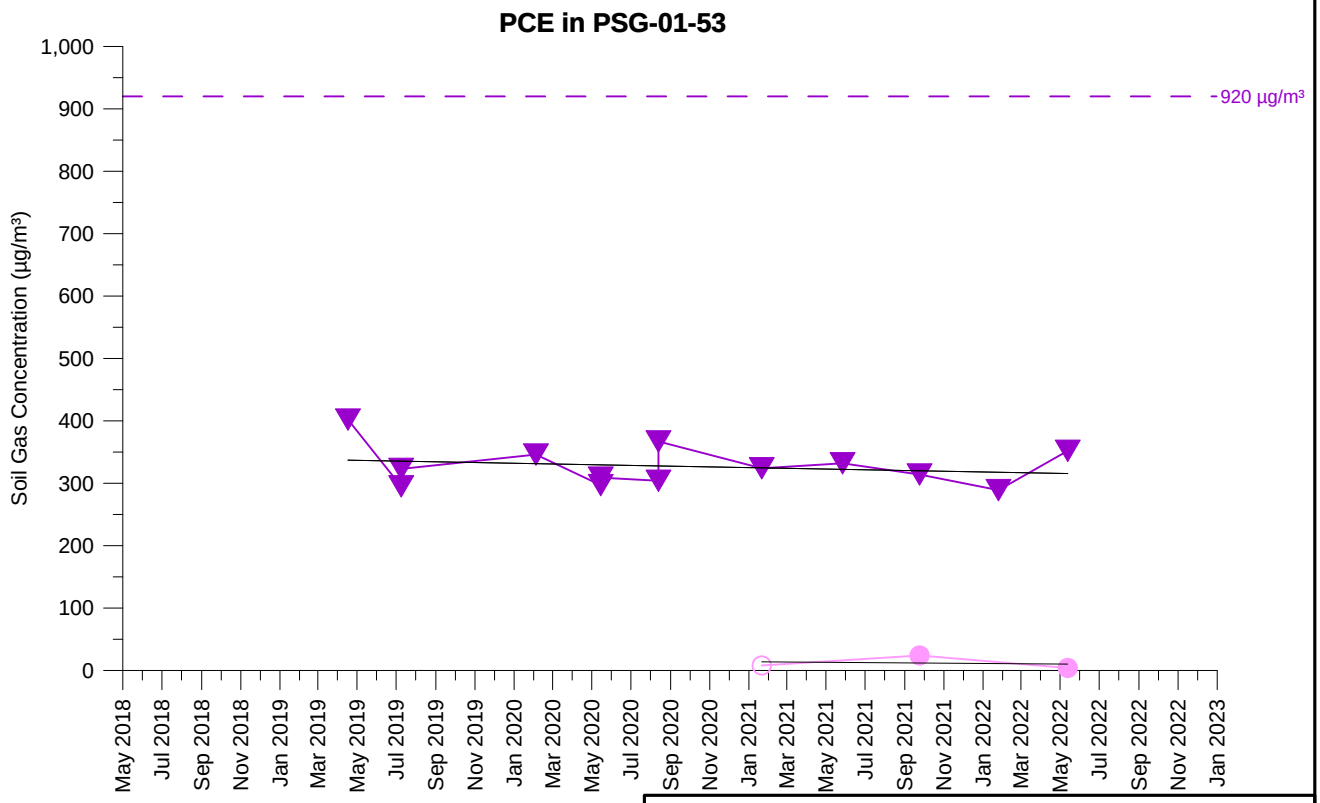

TCE Concentration (5 feet)
TCE Concentration (15 feet)
PCE Concentration (5 feet)
PCE Concentration (15 feet)

Open symbol denotes non-detect value

PSG-01-53
TCE AND PCE SOIL GAS CONCENTRATIONS OVER TIME
PARCEL 1
Former Ford Aeronutronic Property
Newport Beach, California

wsp	By: DMO	Proj. No. 8620397107.1.1G
	Date: 2/2/2023	Figure **H-1-189**

C:\Users\dave.oshea\Wood PLC\Bay Area Graphics - Documents\FordNB\fnb\1.1H\22_1117_gr\app_H1\psg_H-1-189_PSG-01-53.grf

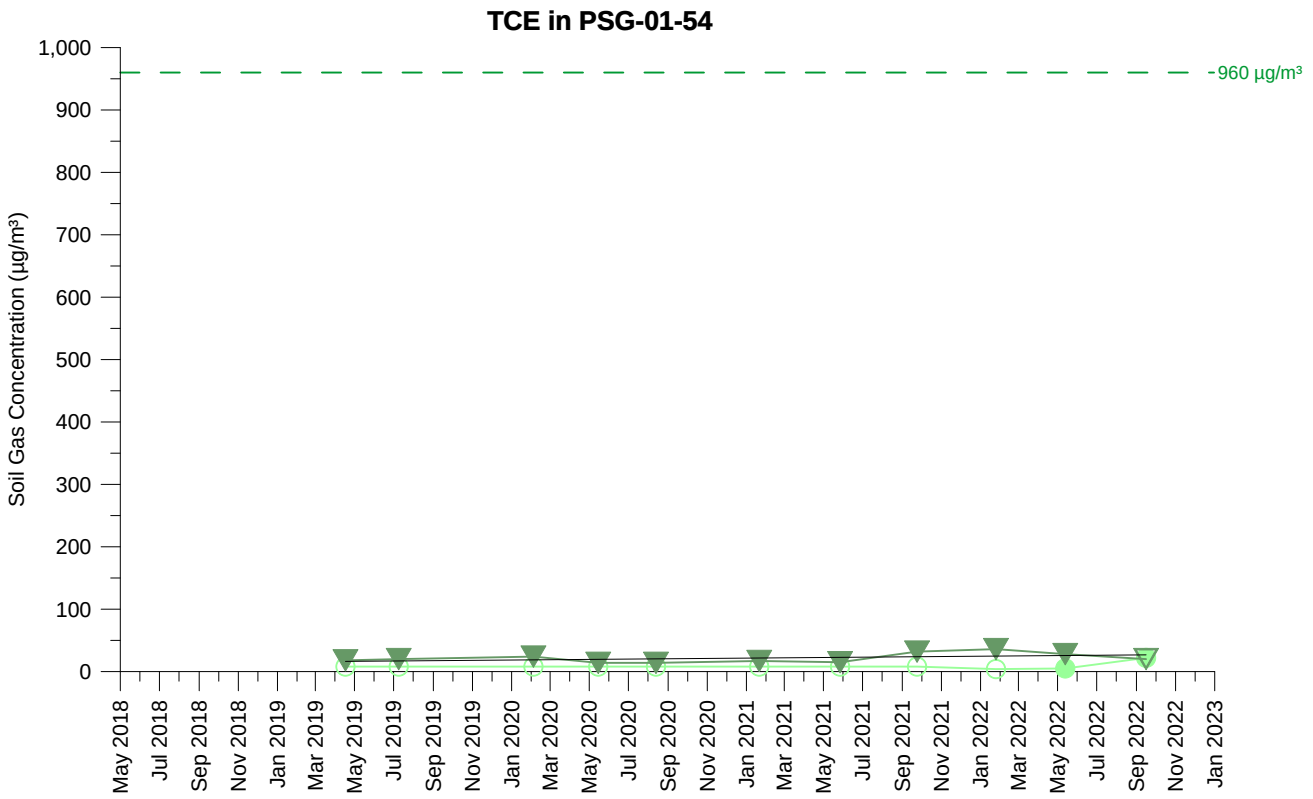

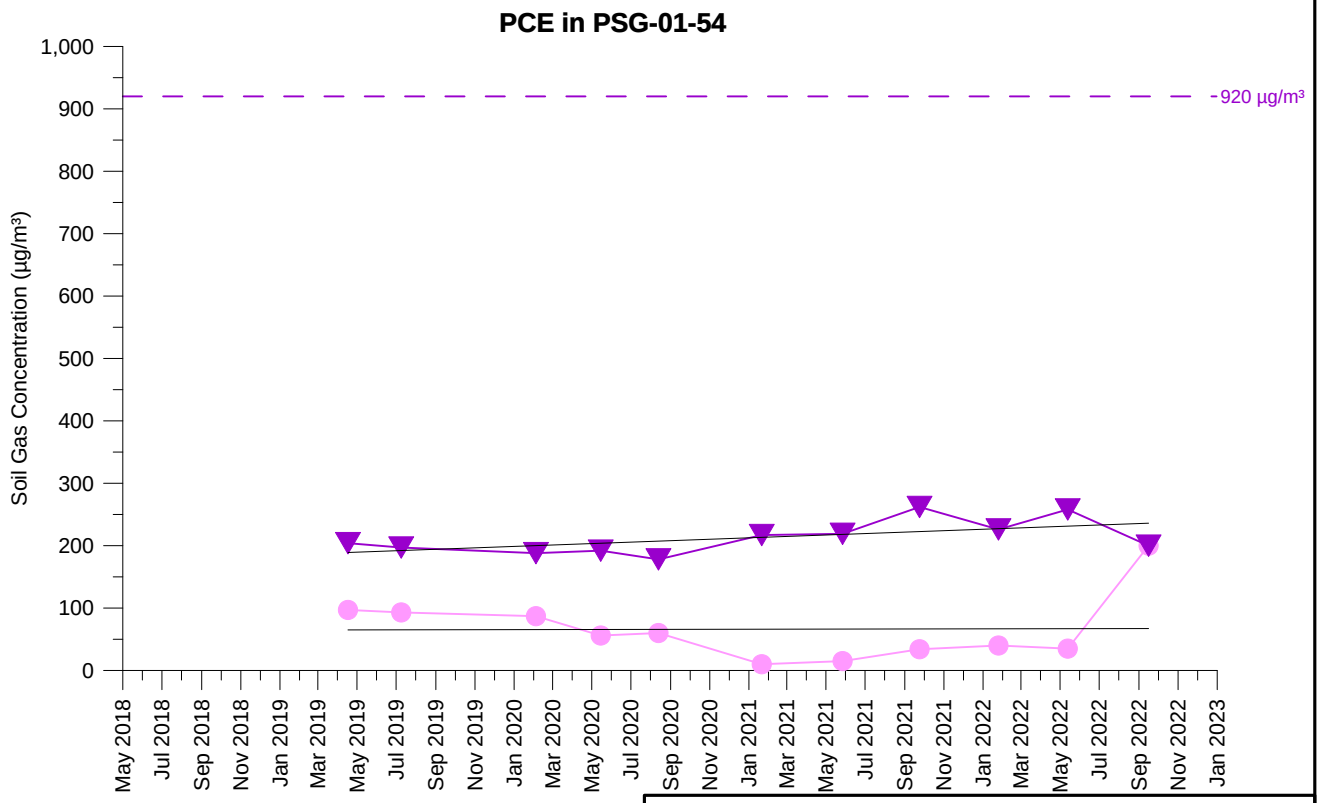

TCE Concentration (5 feet)
TCE Concentration (15 feet)
PCE Concentration (5 feet)
PCE Concentration (15 feet)

Open symbol denotes non-detect value

PSG-01-54
TCE AND PCE SOIL GAS CONCENTRATIONS OVER TIME
PARCEL 1
Former Ford Aeronutronic Property
Newport Beach, California

wsp	By: DMO	Proj. No. 8620397107.1.1G
	Date: 2/2/2023	Figure **H-1-190**

C:\Users\dave.oshea\Wood PLC\Bay Area Graphics - Documents\FordNB\fnb\1.1H\22_1117_gr\app_H1\psg_H-1-190_PSG-01-54.grf

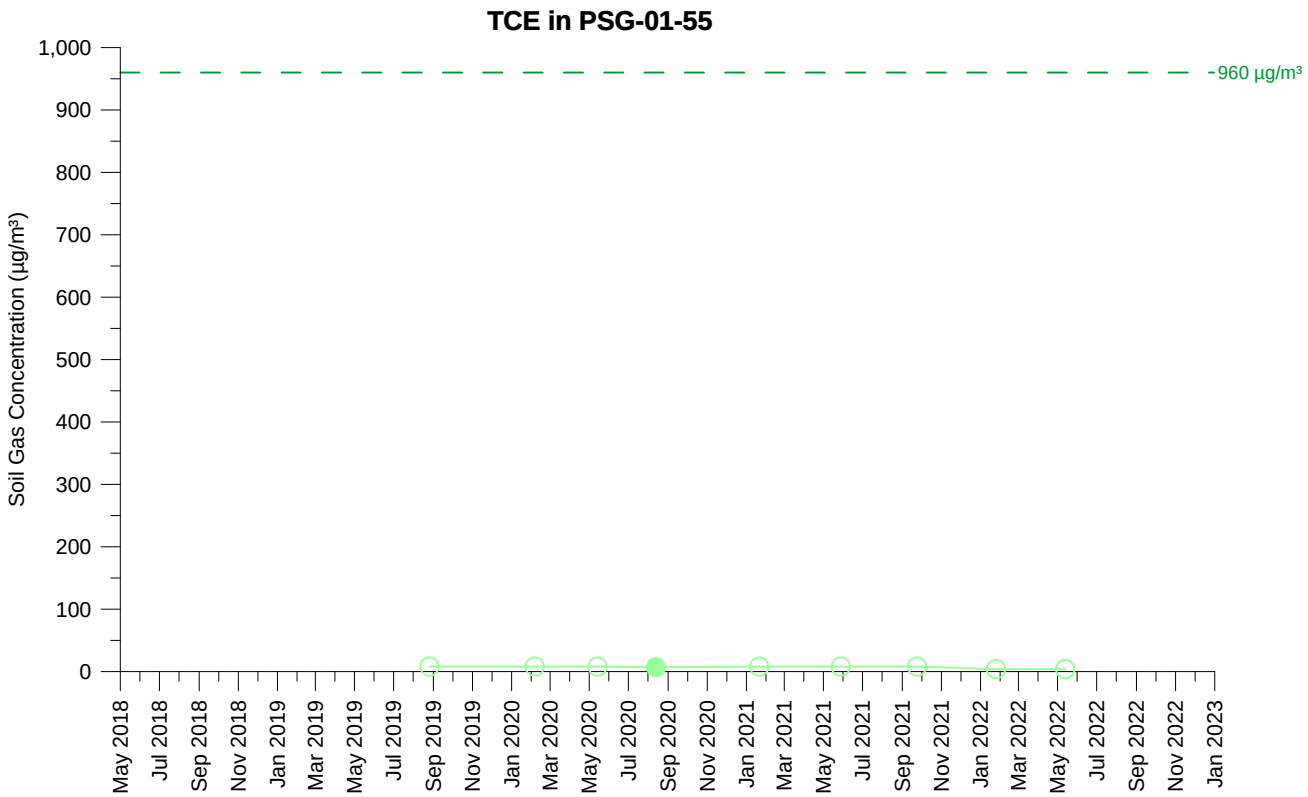

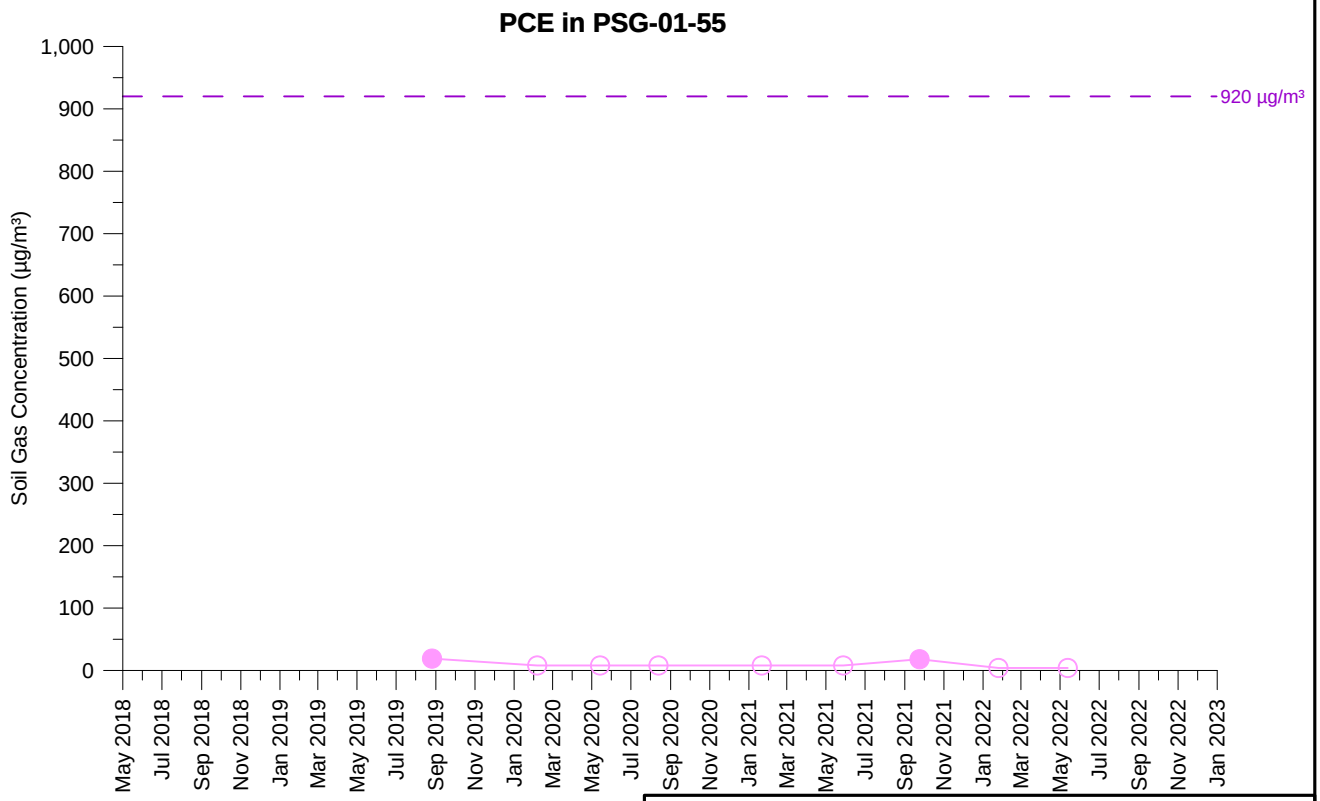

TCE Concentration (5 feet)

PCE Concentration (5 feet)

Open symbol denotes non-detect value

PSG-01-55
TCE AND PCE SOIL GAS CONCENTRATIONS OVER TIME
PARCEL 1
Former Ford Aeronutronic Property
Newport Beach, California

wsp	By: DMO	Proj. No. 8620397107.1.1G
	Date: 2/2/2023	Figure **H-1-191**

C:\Users\dave.oshea\Wood PLC\Bay Area Graphics - Documents\FordNB\fnb\1.1H\22_1117_gr\app_H1\psg_H-1-191_PSG-01-55.grf

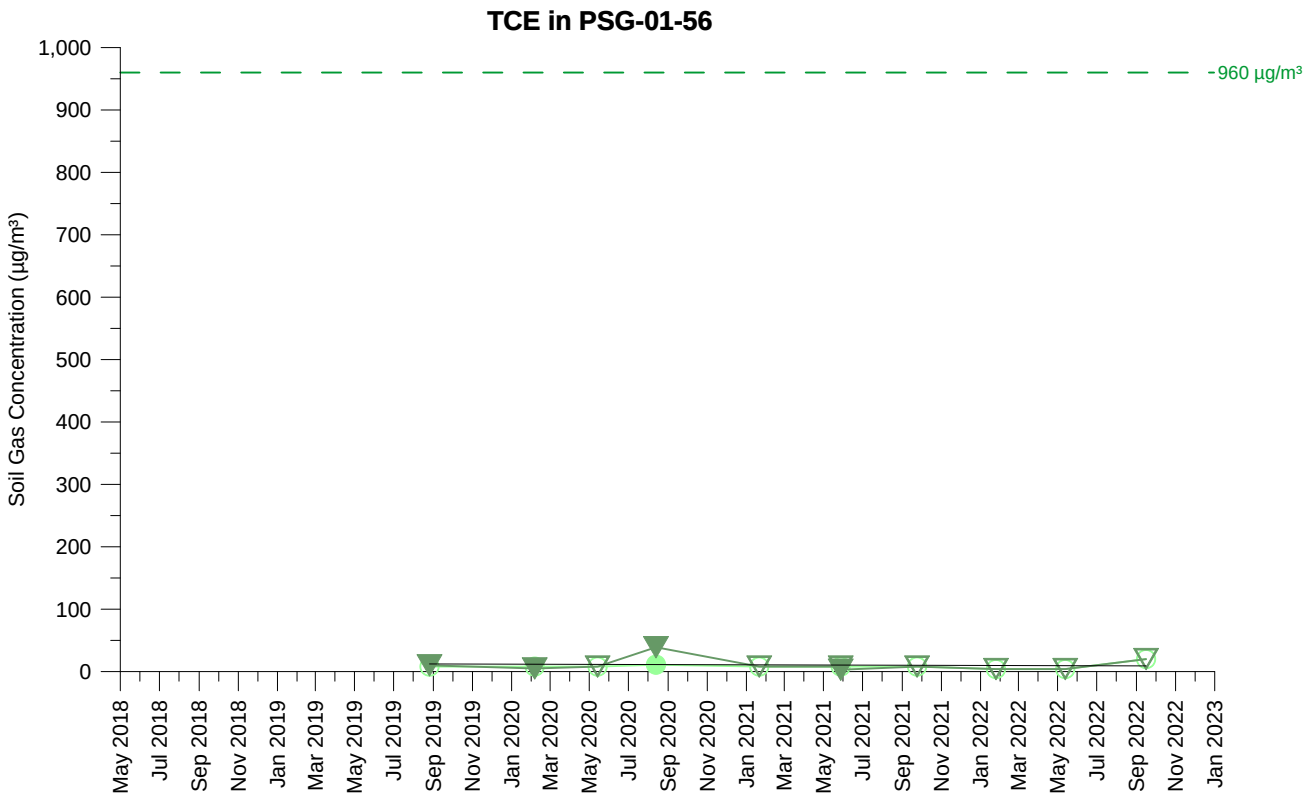

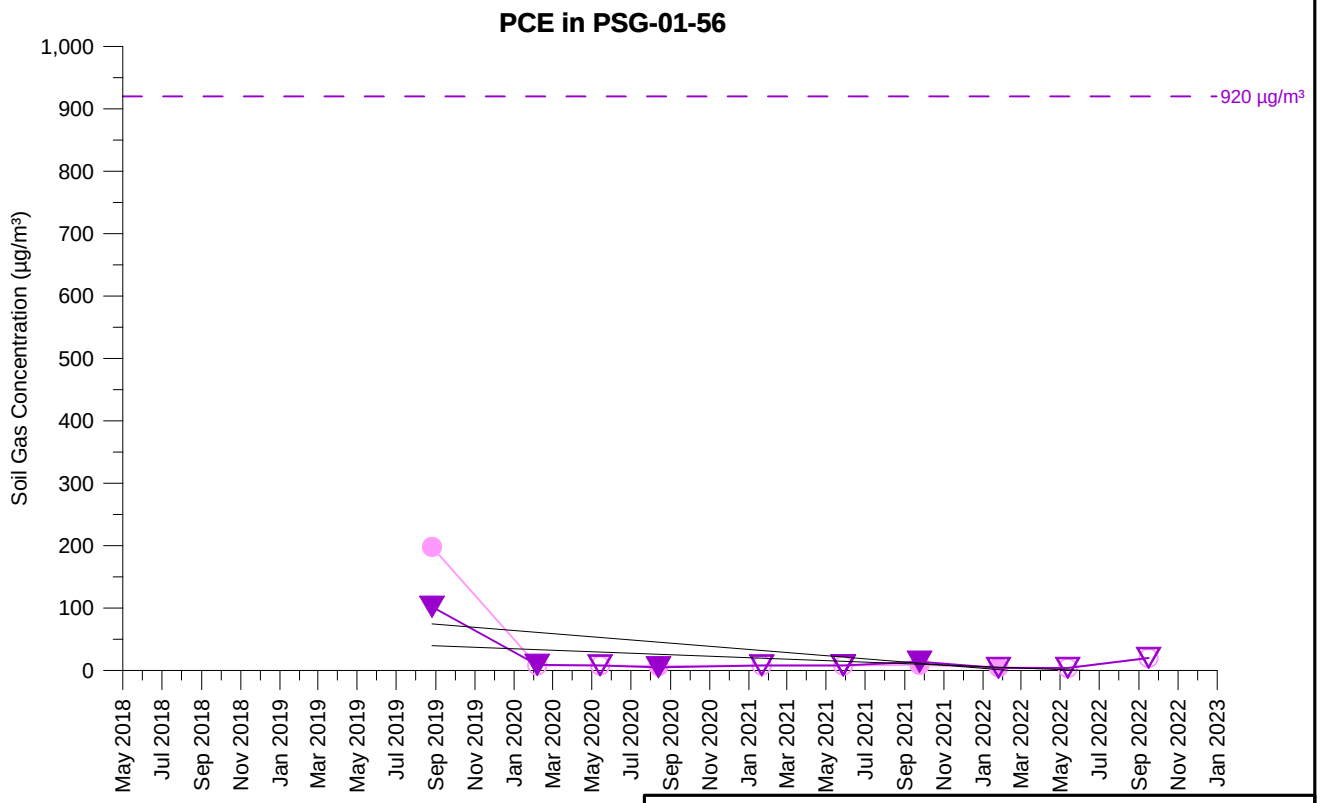

TCE Concentration (5 feet)
TCE Concentration (15 feet)
PCE Concentration (5 feet)
PCE Concentration (15 feet)

Open symbol denotes non-detect value

PSG-01-56
TCE AND PCE SOIL GAS CONCENTRATIONS OVER TIME
PARCEL 1
Former Ford Aeronutronic Property
Newport Beach, California

wsp	By: DMO	Proj. No. 8620397107.1.1G
	Date: 2/2/2023	Figure **H-1-192**

C:\Users\dave.oshea\Wood PLC\Bay Area Graphics - Documents\FordNB\fnb\1.1H\22_1117_gr\app_H1\psg_H-1-192_PSG-01-56.grf

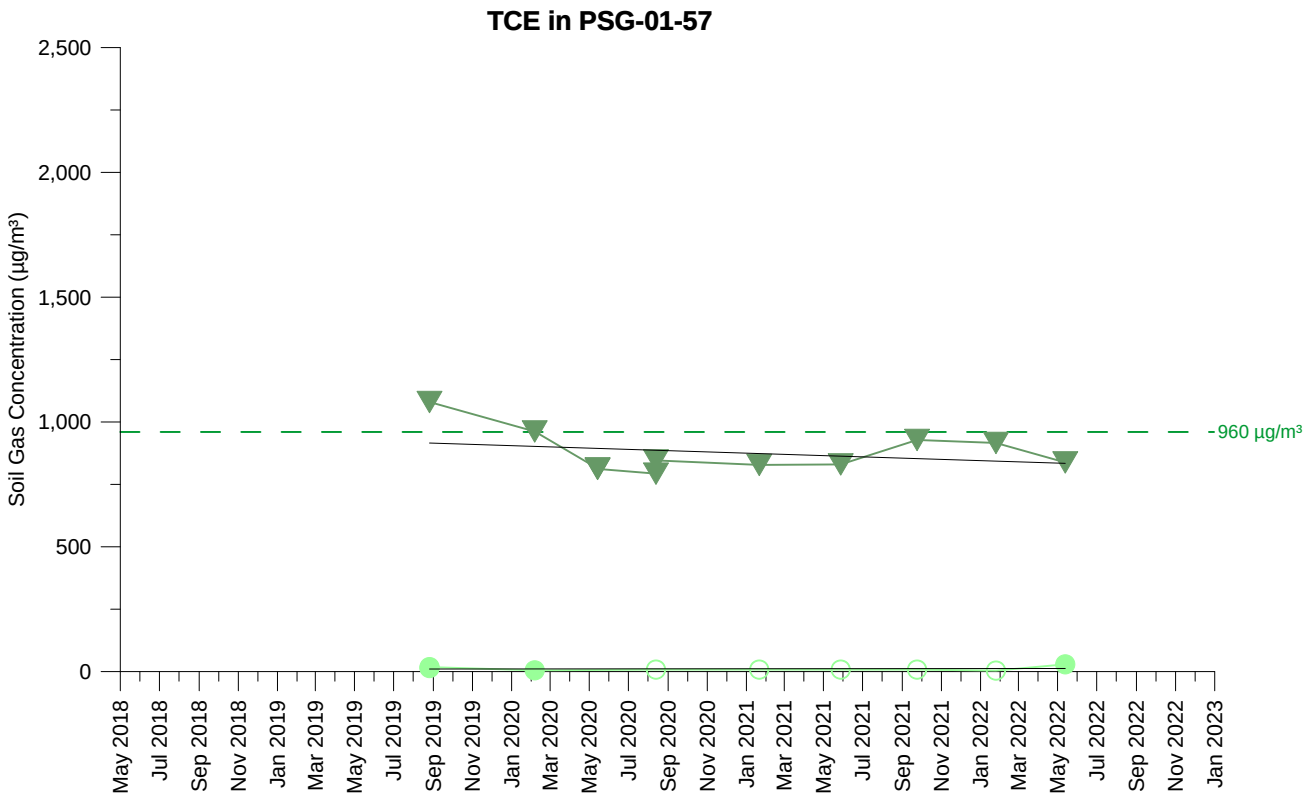

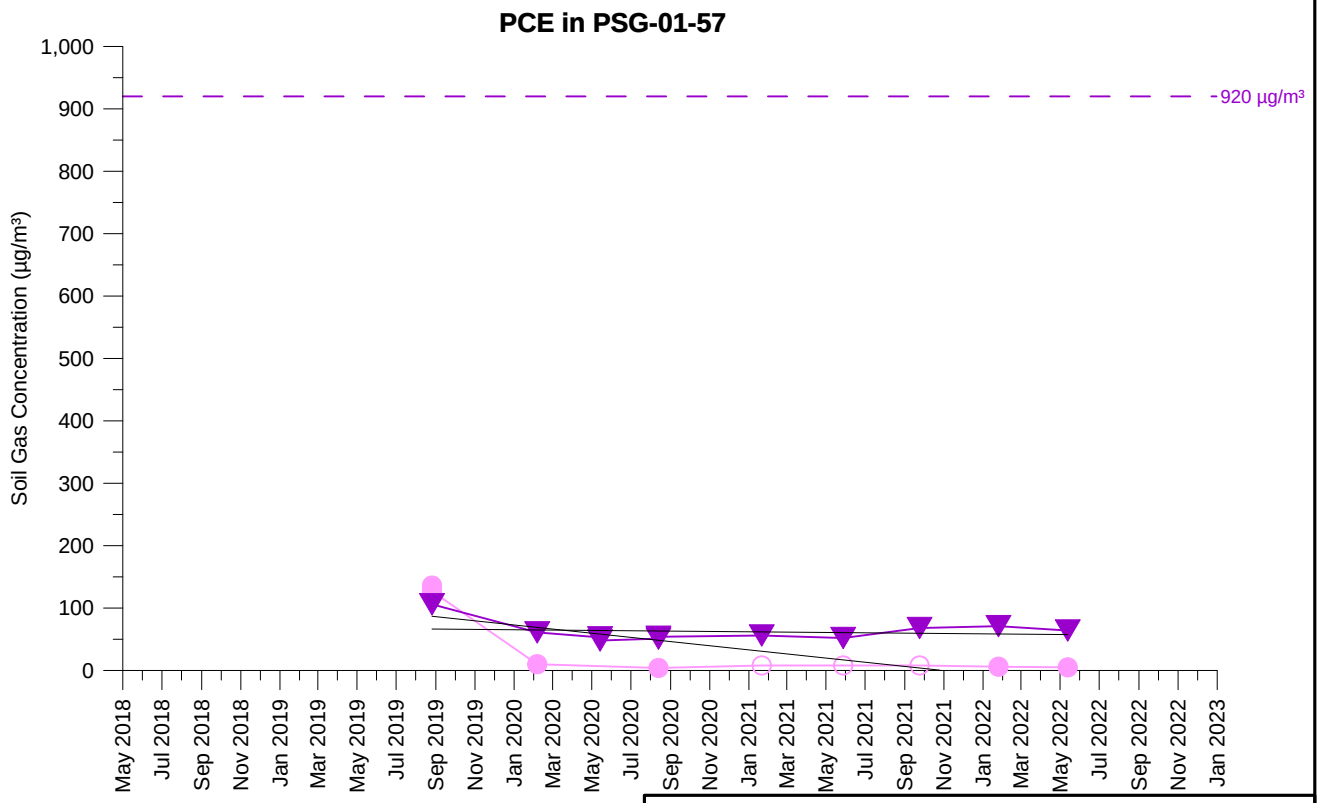

TCE Concentration (5 feet)
TCE Concentration (15 feet)
PCE Concentration (5 feet)
PCE Concentration (15 feet)

Open symbol denotes non-detect value

PSG-01-57
TCE AND PCE SOIL GAS CONCENTRATIONS OVER TIME
PARCEL 1
Former Ford Aeronutronic Property
Newport Beach, California

wsp	By: DMO	Proj. No. 8620397107.1.1G
	Date: 2/2/2023	Figure **H-1-193**

C:\Users\dave.oshea\Wood PLC\Bay Area Graphics - Documents\FordNB\fnb\1.1H\22_1117_gr\app_H1\psg_H-1-193_PSG-01-57.grf

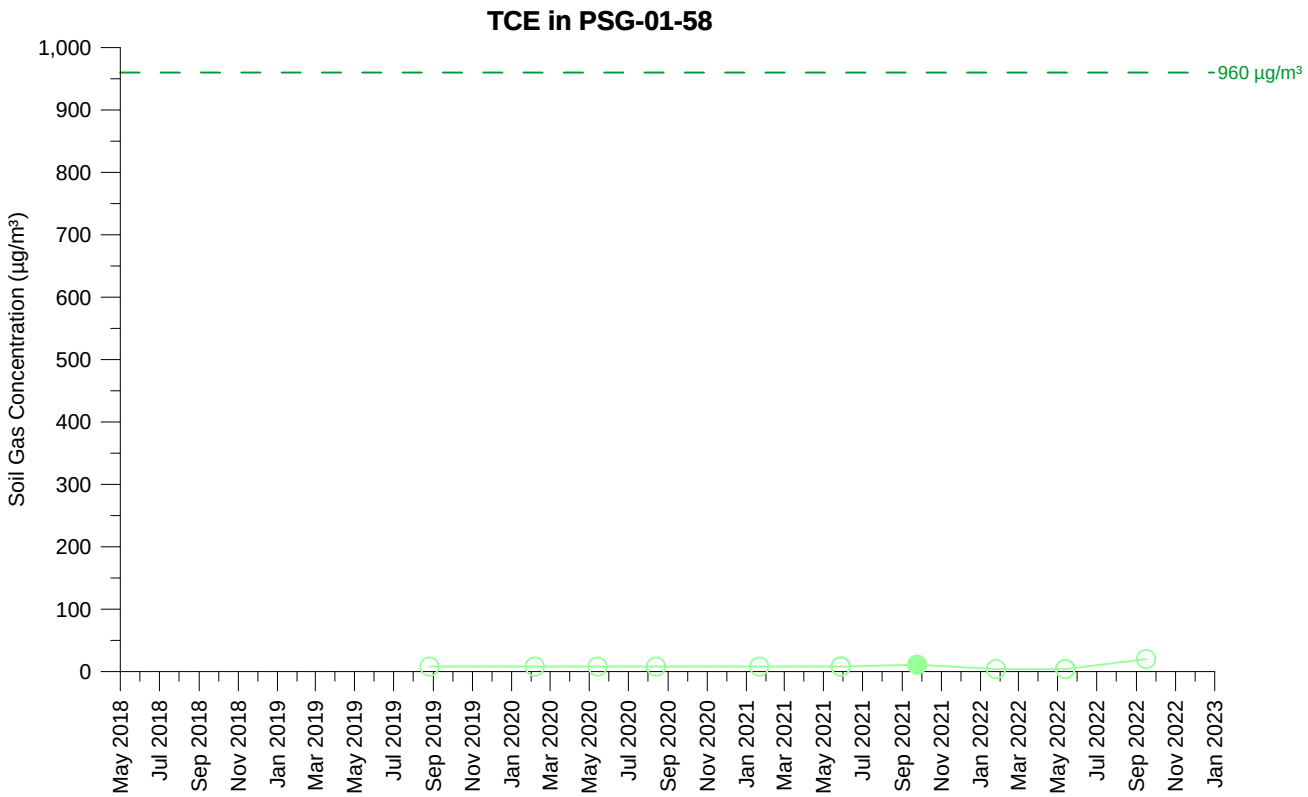

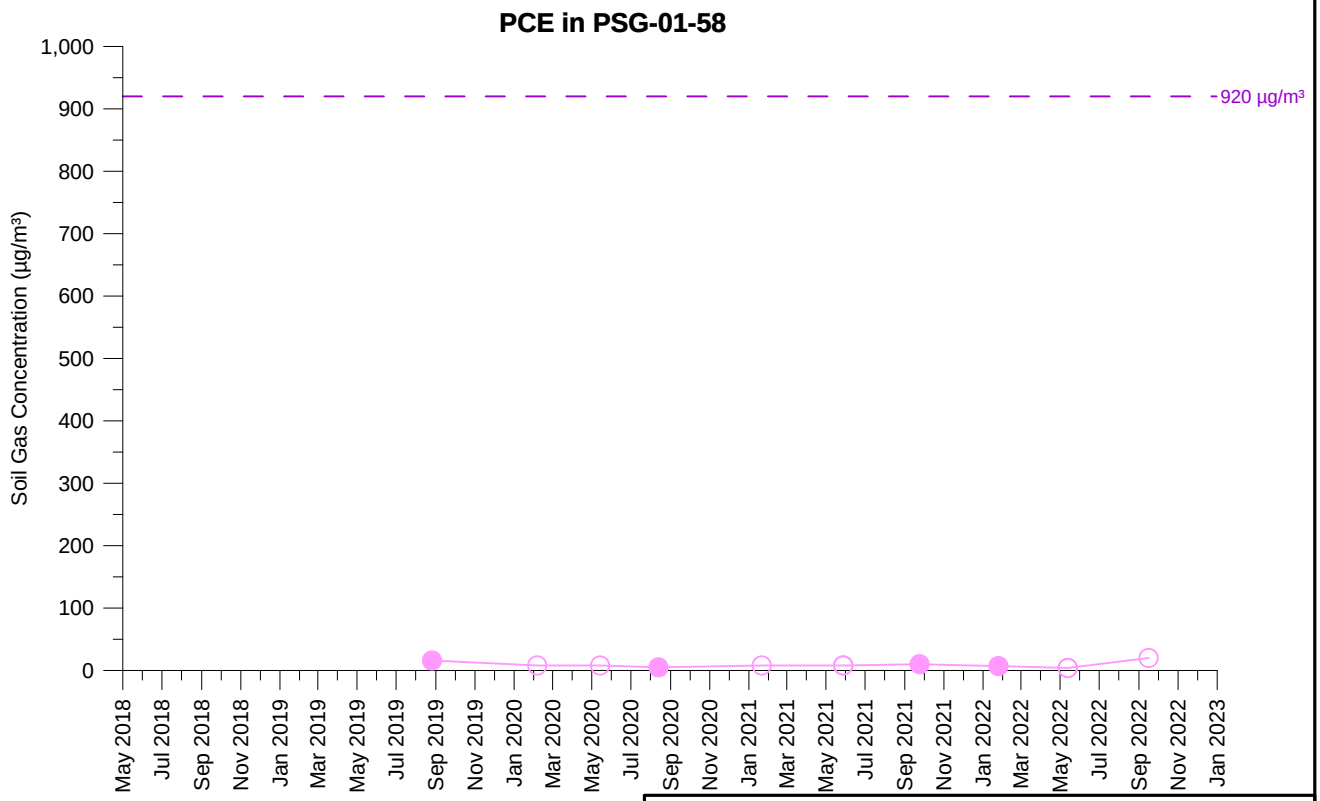

TCE Concentration (5 feet)

PCE Concentration (5 feet)

Open symbol denotes non-detect value

PSG-01-58
TCE AND PCE SOIL GAS CONCENTRATIONS OVER TIME
PARCEL 1
Former Ford Aeronutronic Property
Newport Beach, California

wsp	By: DMO	Proj. No. 8620397107.1.1G
	Date: 2/2/2023	Figure **H-1-194**

C:\Users\dave.oshea\Wood PLC\Bay Area Graphics - Documents\FordNB\fnb\1.1H\22_1117_gr\app_H1\psg_H-1-194_PSG-01-58.grf

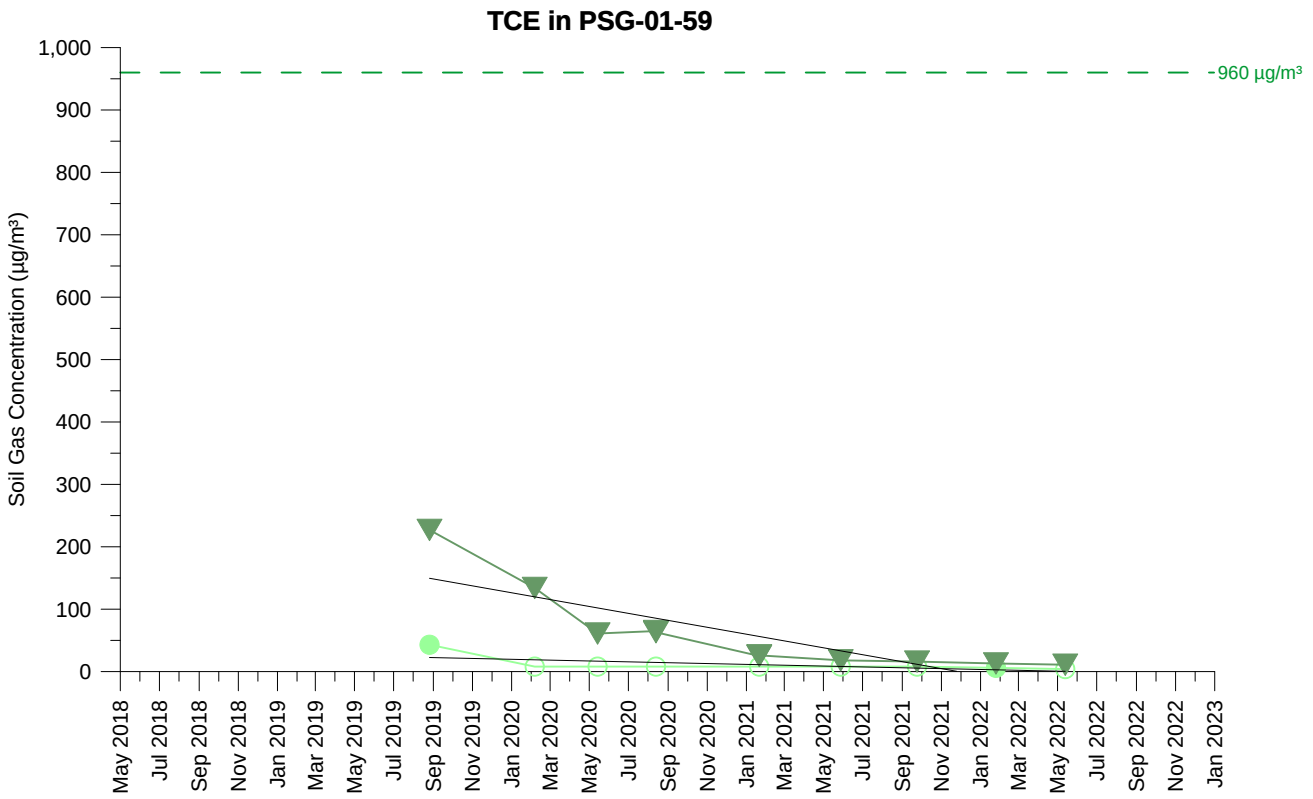

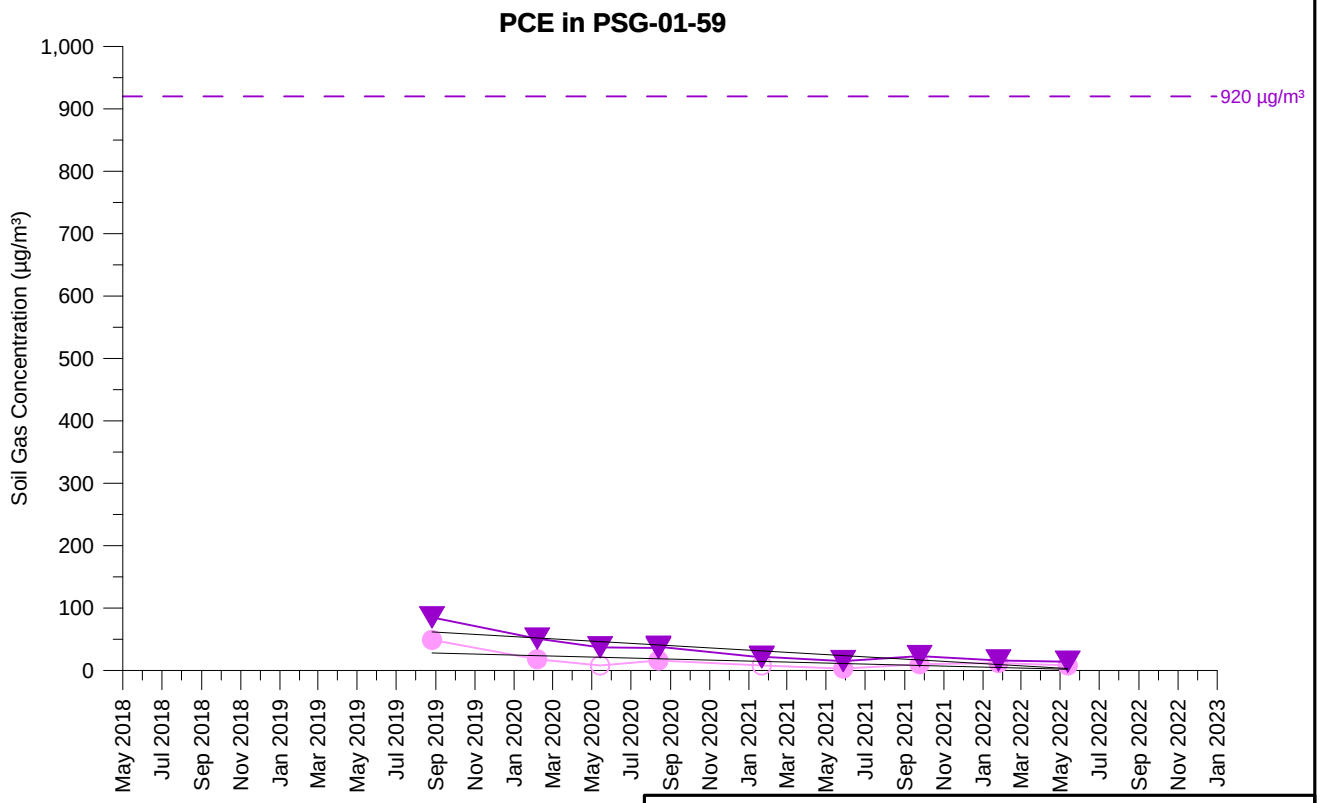

TCE Concentration (5 feet)
TCE Concentration (15 feet)
PCE Concentration (5 feet)
PCE Concentration (15 feet)

Open symbol denotes non-detect value

PSG-01-59
TCE AND PCE SOIL GAS CONCENTRATIONS OVER TIME
PARCEL 1
Former Ford Aeronutronic Property
Newport Beach, California

wsp	By: DMO	Proj. No. 8620397107.1.1G
	Date: 2/2/2023	Figure **H-1-195**

C:\Users\dave.oshea\Wood PLC\Bay Area Graphics - Documents\FordNB\fnb\1.1H\22_1117_gr\app_H1\psg_H-1-195_PSG-01-59.grf

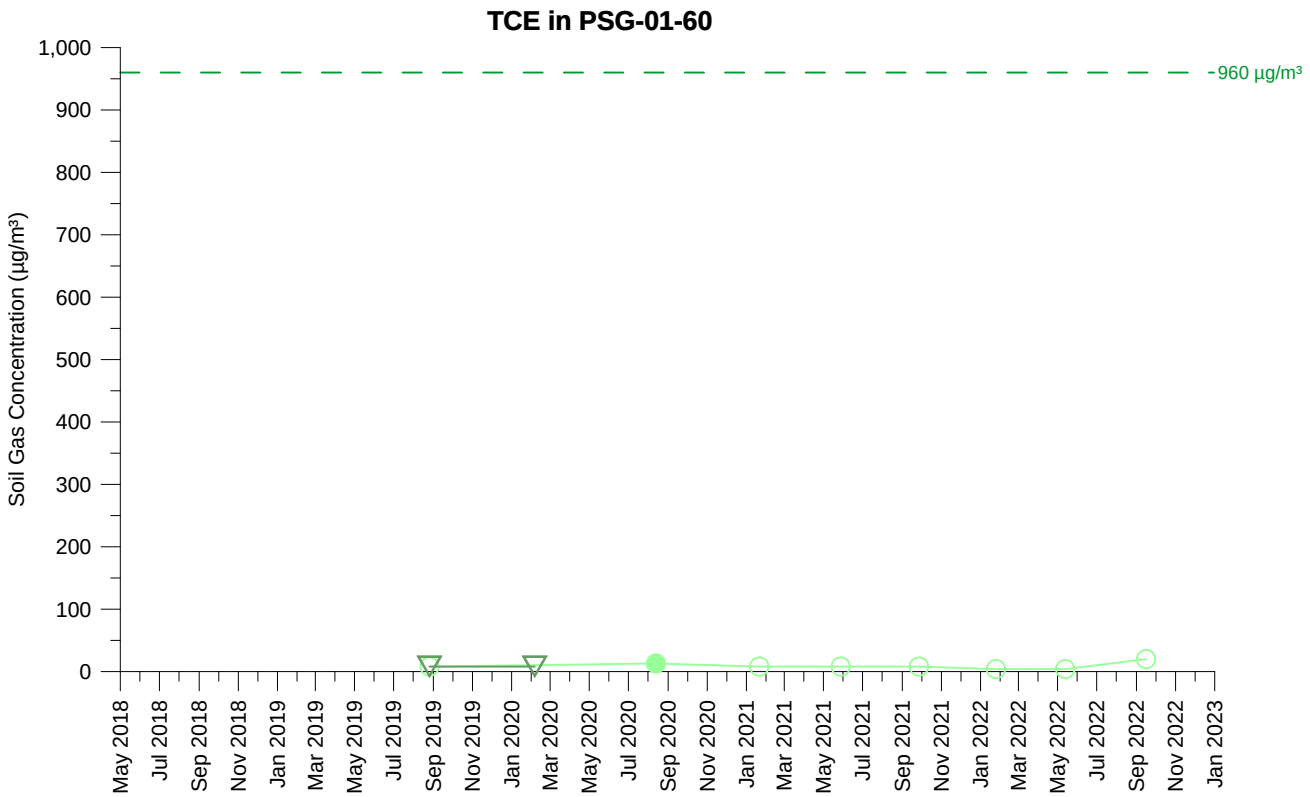

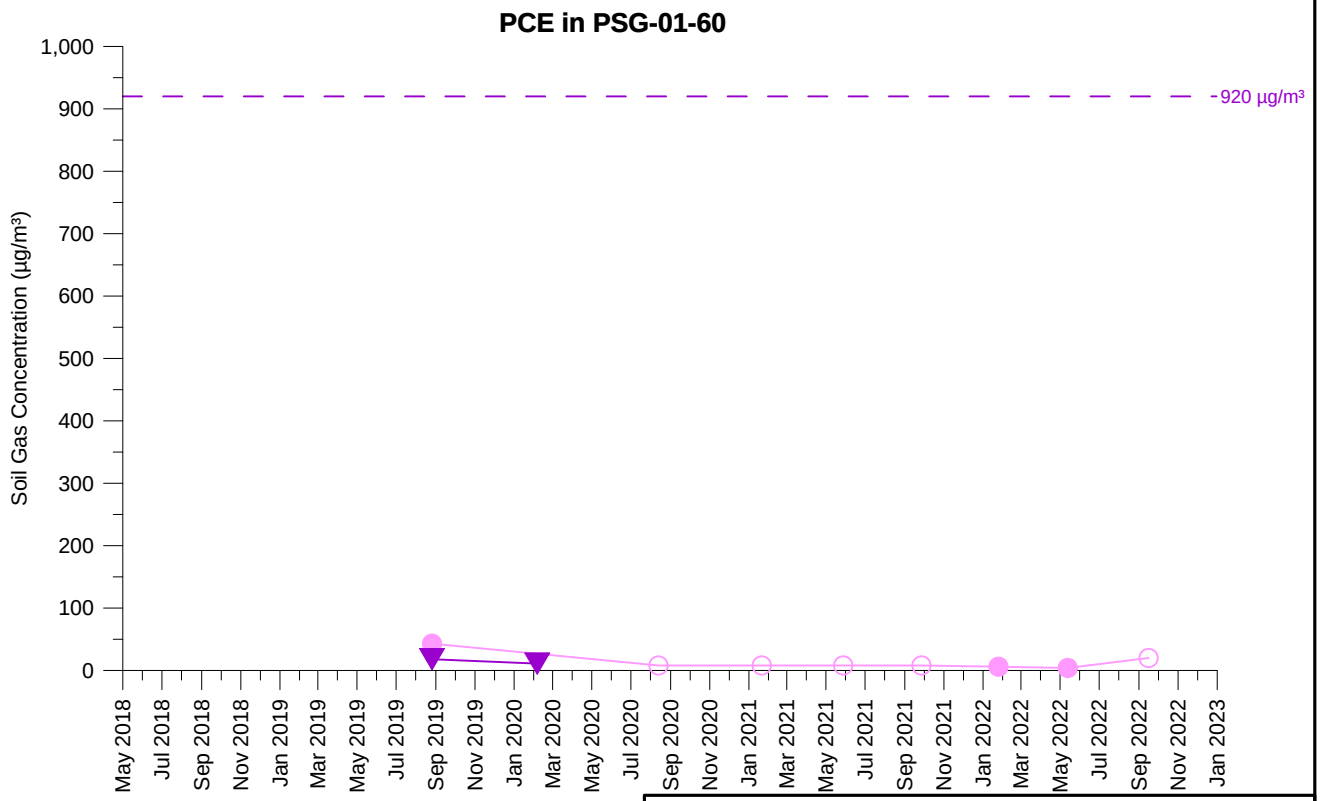

TCE Concentration (5 feet)
TCE Concentration (13 feet)
PCE Concentration (5 feet)
PCE Concentration (13 feet)

Open symbol denotes non-detect value

PSG-01-60
TCE AND PCE SOIL GAS CONCENTRATIONS OVER TIME
PARCEL 1
Former Ford Aeronutronic Property
Newport Beach, California

wsp	By: DMO	Proj. No. 8620397107.1.1G
	Date: 2/2/2023	Figure **H-1-196**

C:\Users\dave.oshea\Wood PLC\Bay Area Graphics - Documents\FordNB\fnb\1.1H\22_1117_gr\app_H1\psg_H-1-196_PSG-01-60.grf

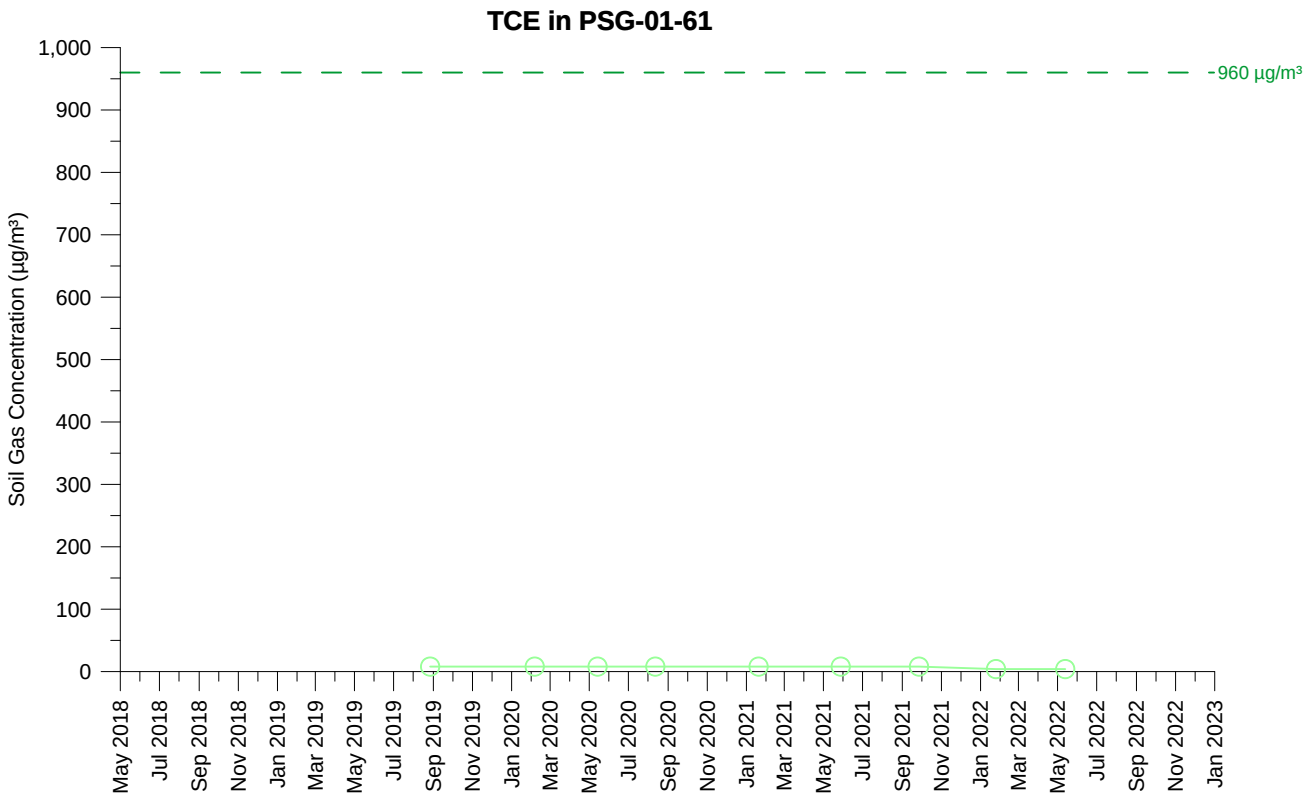

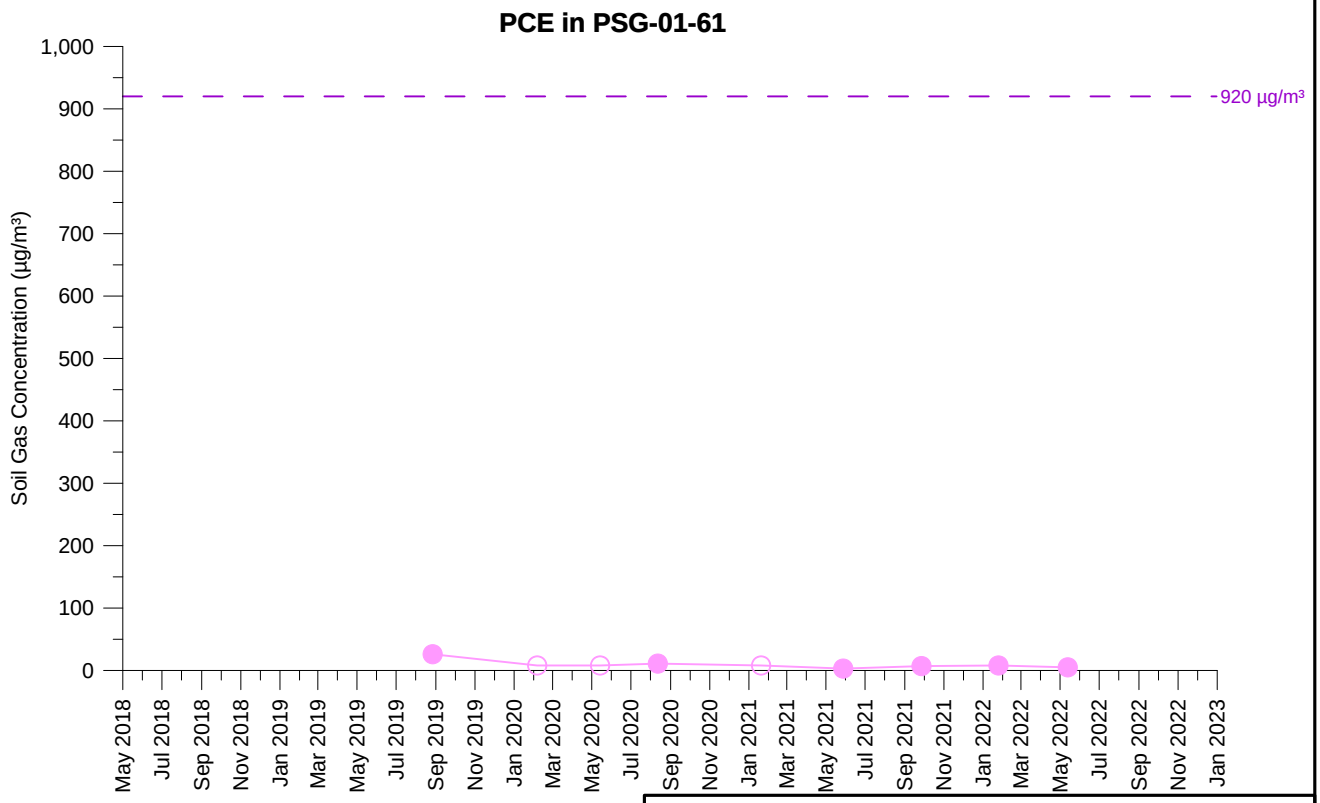

TCE Concentration (5 feet)

PCE Concentration (5 feet)

Open symbol denotes non-detect value

PSG-01-61
TCE AND PCE SOIL GAS CONCENTRATIONS OVER TIME
PARCEL 1
Former Ford Aeronutronic Property
Newport Beach, California

wsp	By: DMO	Proj. No. 8620397107.1.1G
	Date: 2/2/2023	Figure **H-1-197**

C:\Users\dave.oshea\Wood PLC\Bay Area Graphics - Documents\FordNB\fnb\1.1H\22_1117_gr\app_H1\psg_H-1-197_PSG-01-61.grf

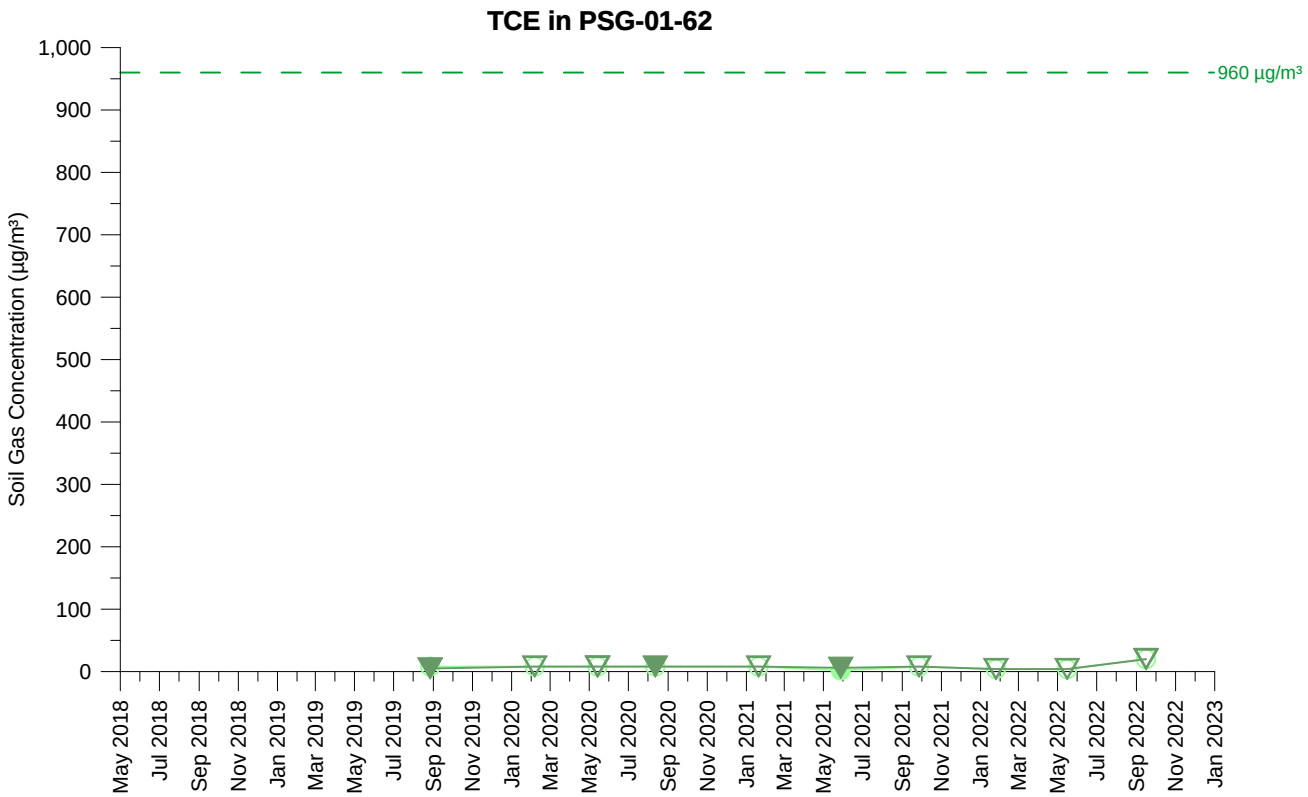

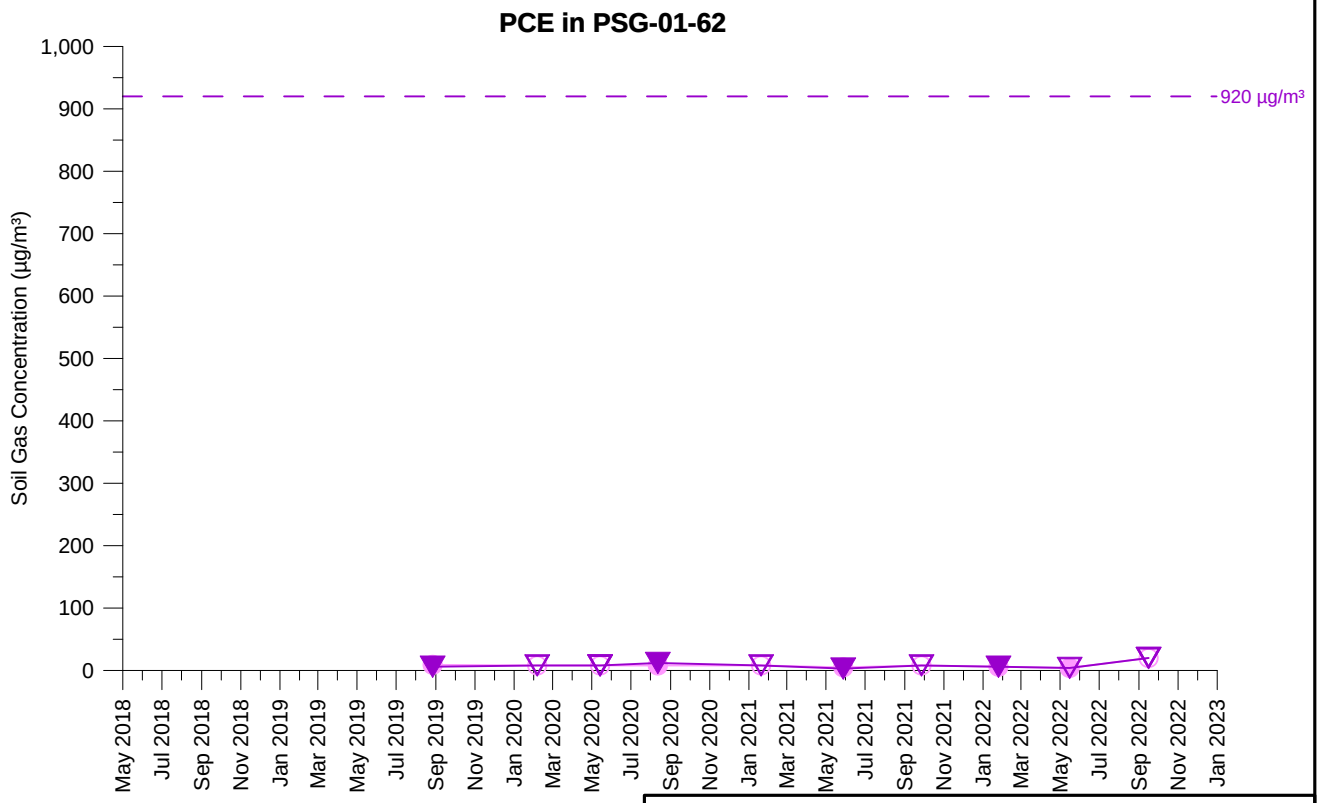

TCE Concentration (5 feet)
TCE Concentration (15 feet)
PCE Concentration (5 feet)
PCE Concentration (15 feet)

Open symbol denotes non-detect value

PSG-01-62
TCE AND PCE SOIL GAS CONCENTRATIONS OVER TIME
PARCEL 1
Former Ford Aeronutronic Property
Newport Beach, California

wsp	By: DMO	Proj. No. 8620397107.1.1G
	Date: 2/2/2023	Figure **H-1-198**

C:\Users\dave.oshea\Wood PLC\Bay Area Graphics - Documents\FordNB\fnb\1.1H\22_1117_gr\app_H1\psg_H-1-198_PSG-01-62.grf

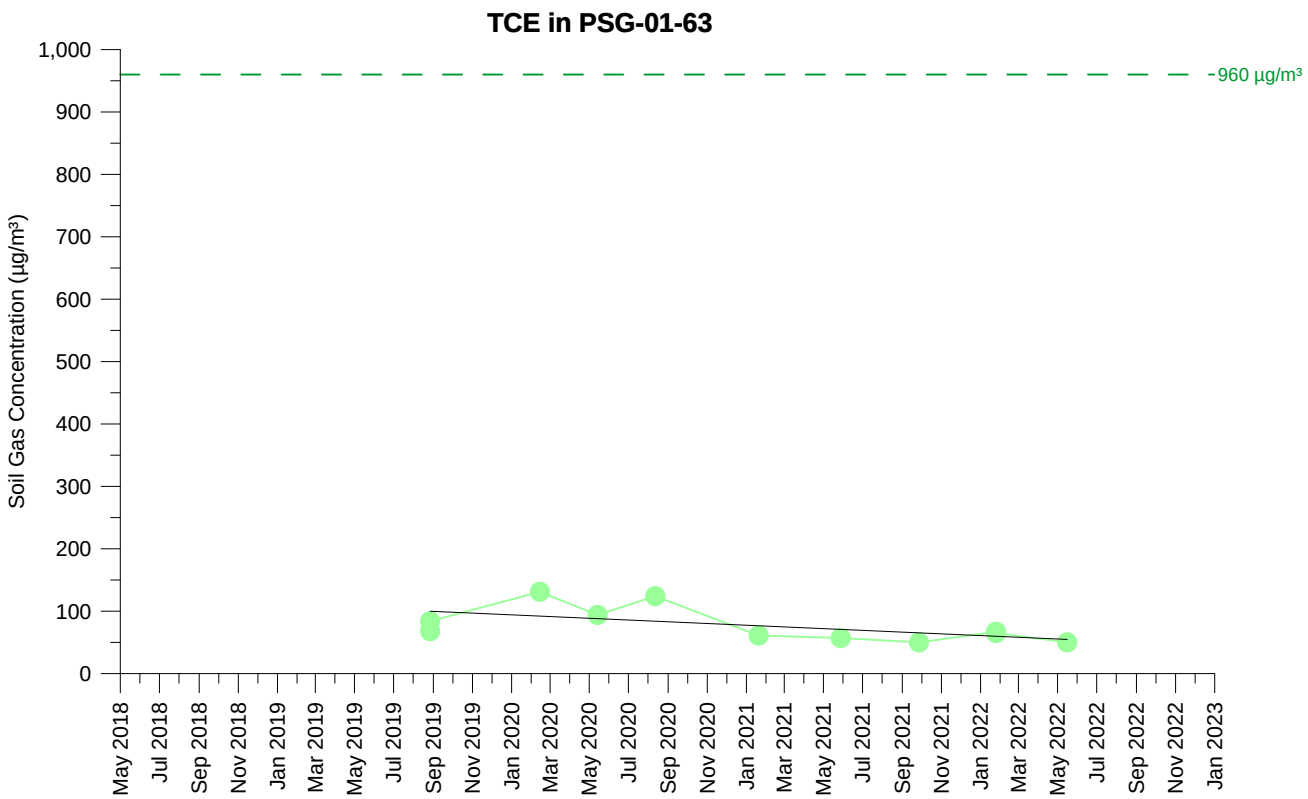

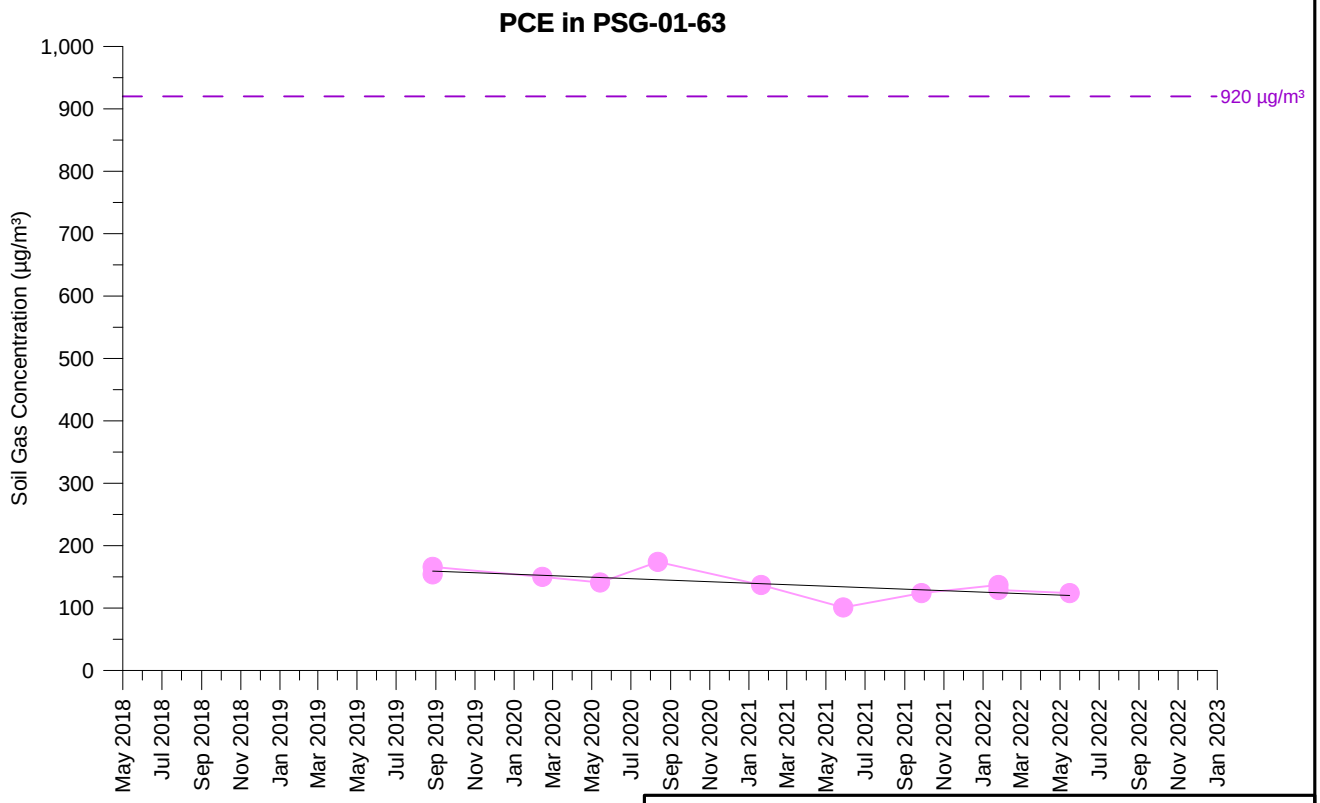

TCE Concentration (5 feet)

PCE Concentration (5 feet)

Open symbol denotes non-detect value

PSG-01-63
TCE AND PCE SOIL GAS CONCENTRATIONS OVER TIME
PARCEL 1
Former Ford Aeronutronic Property
Newport Beach, California

wsp	By: DMO	Proj. No. 8620397107.1.1G
	Date: 2/2/2023	Figure **H-1-199**

C:\Users\dave.oshea\Wood PLC\Bay Area Graphics - Documents\FordNB\fnb\1.1H\22_1117_gr\app_H1\psg_H-1-199_PSG-01-63.grf

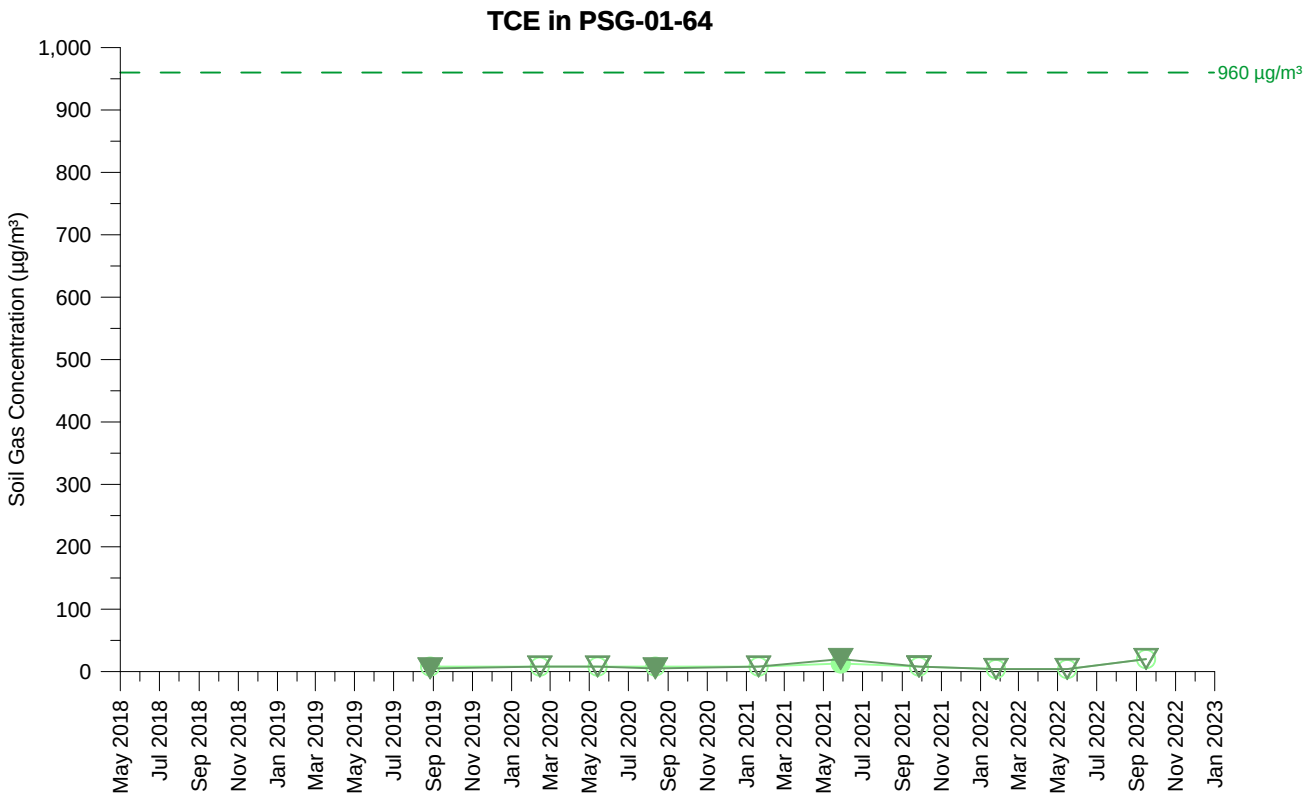

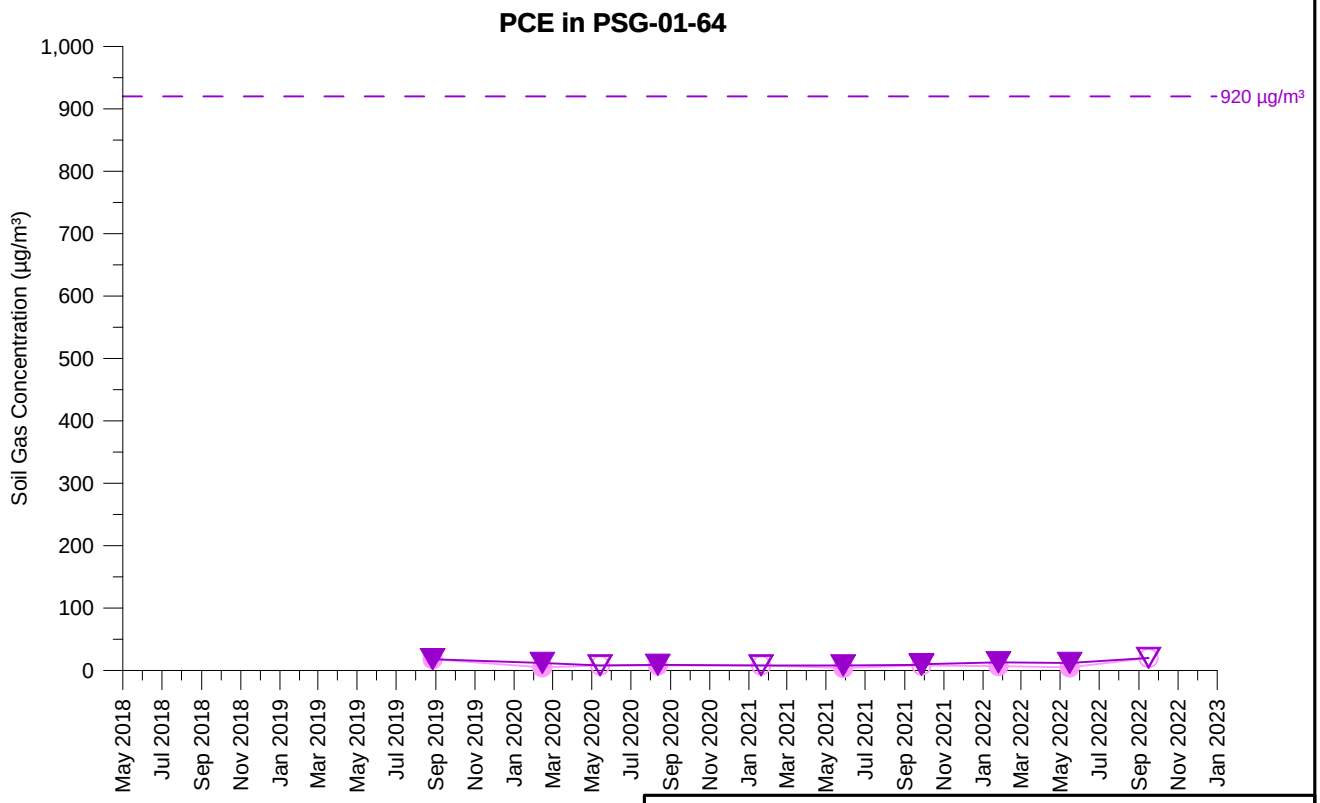

TCE Concentration (5 feet)
TCE Concentration (15 feet)
PCE Concentration (5 feet)
PCE Concentration (15 feet)

Open symbol denotes non-detect value

PSG-01-64
TCE AND PCE SOIL GAS CONCENTRATIONS OVER TIME
PARCEL 1
Former Ford Aeronutronic Property
Newport Beach, California

wsp	By: DMO	Proj. No. 8620397107.1.1G
	Date: 2/2/2023	Figure **H-1-200**

C:\Users\dave.oshea\Wood PLC\Bay Area Graphics - Documents\FordNB\fnb\1.1H\22_1117_gr\app_H1\psg_H-1-200_PSG-01-64.grf

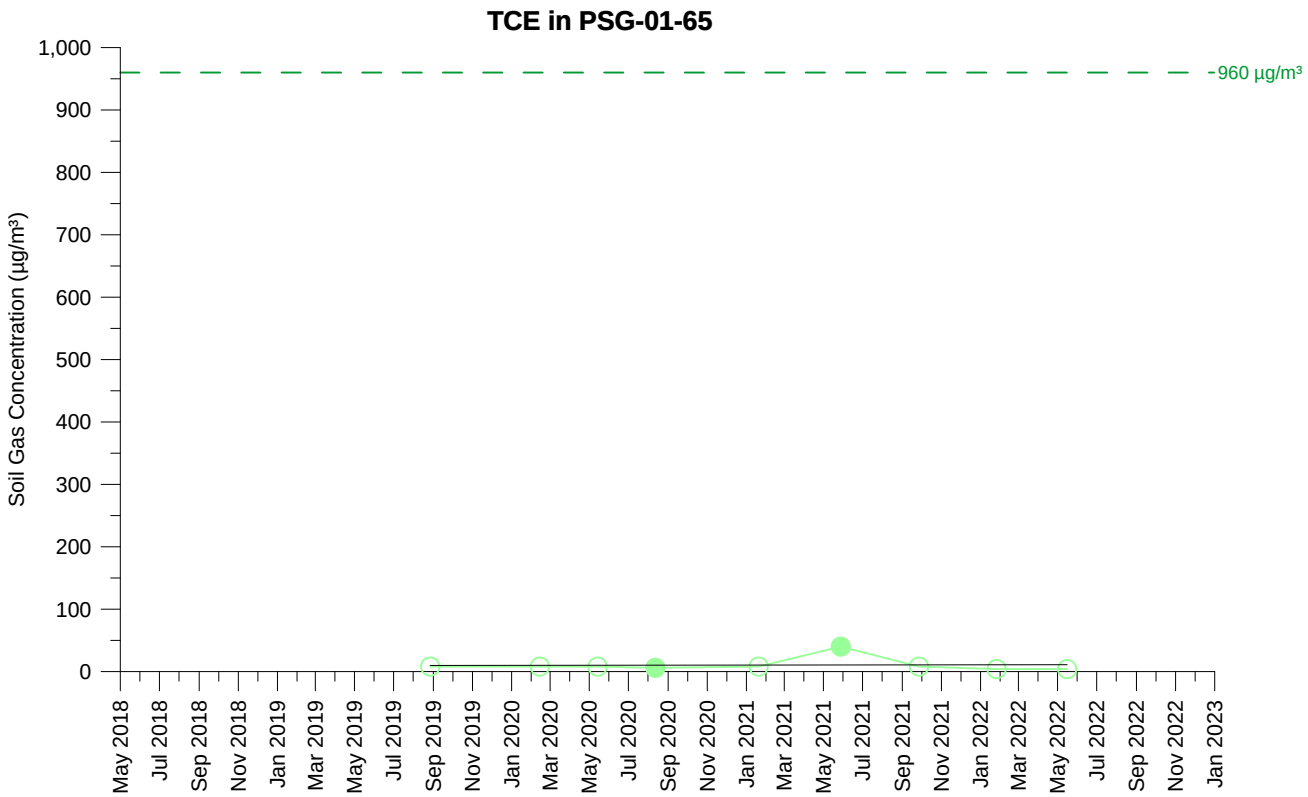

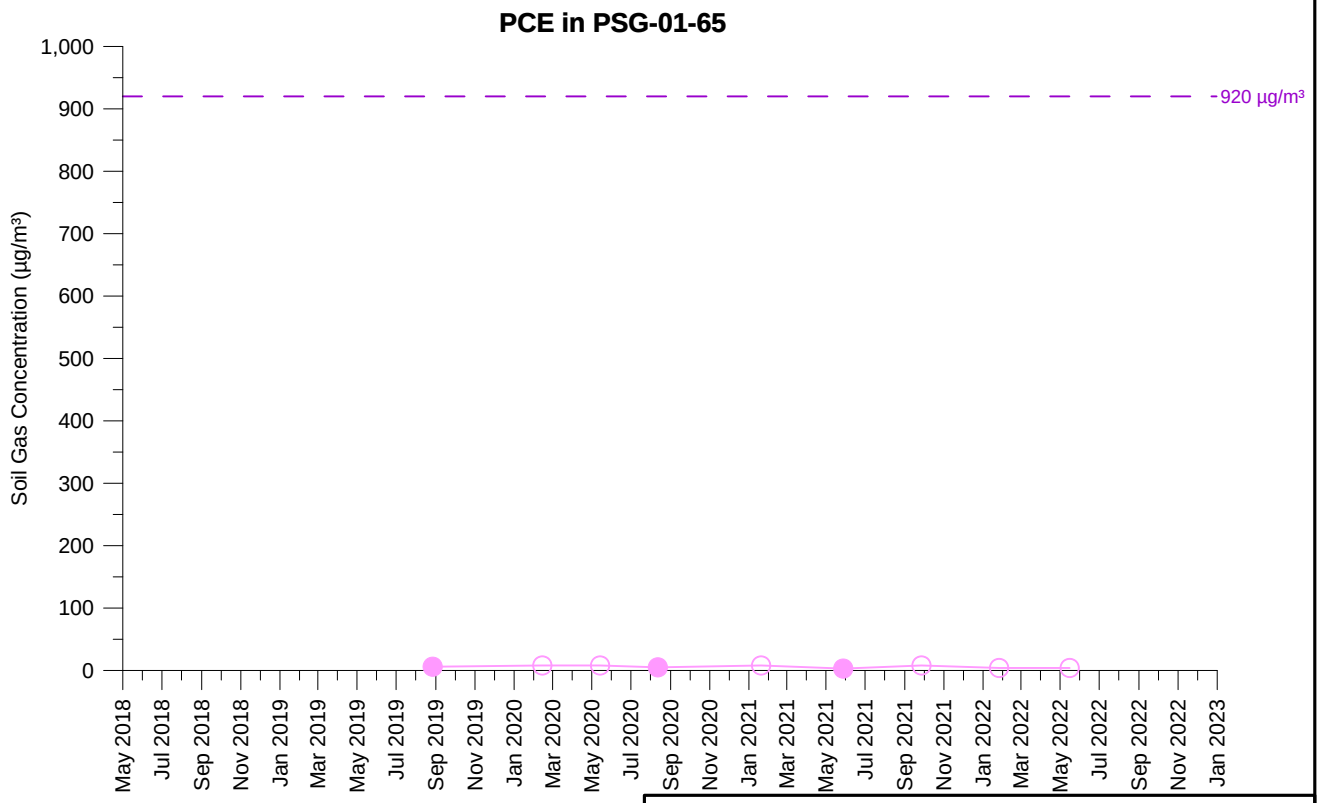

TCE Concentration (5 feet)

PCE Concentration (5 feet)

Open symbol denotes non-detect value

PSG-01-65
TCE AND PCE SOIL GAS CONCENTRATIONS OVER TIME
PARCEL 1
Former Ford Aeronutronic Property
Newport Beach, California

wsp	By: DMO	Proj. No. 8620397107.1.1G
	Date: 2/2/2023	Figure **H-1-201**

C:\Users\dave.oshea\Wood PLC\Bay Area Graphics - Documents\FordNB\fnb\1.1H\22_1117_gr\app_H1\psg_H-1-201_PSG-01-65.grf

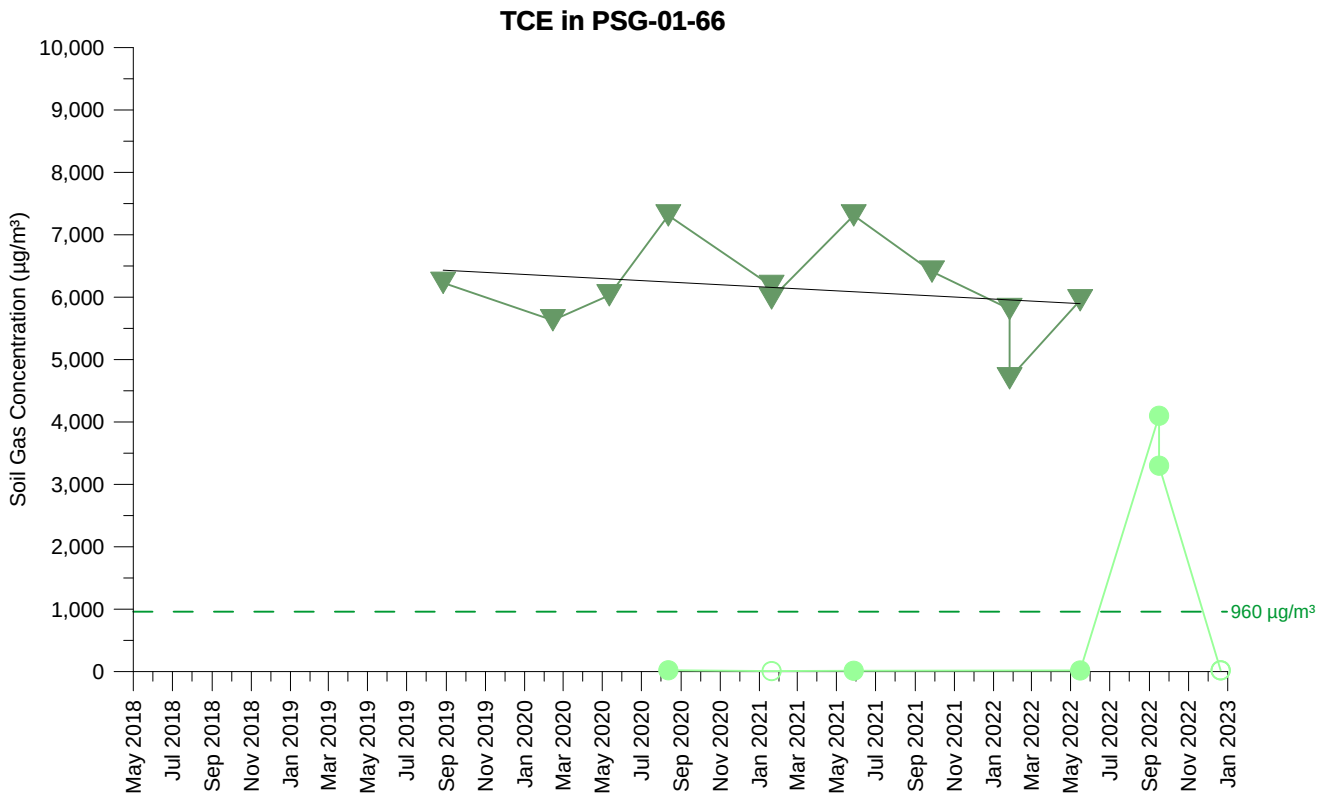

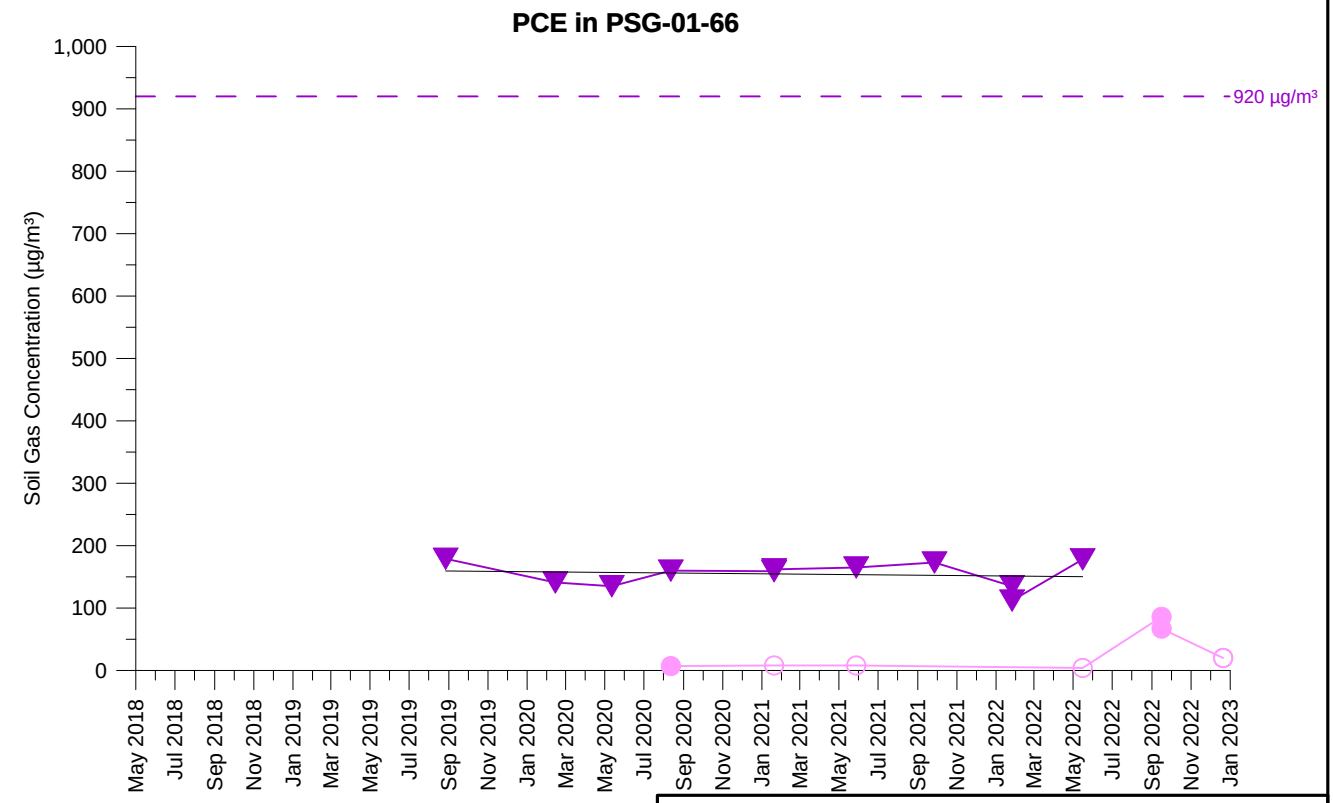

TCE Concentration (5 feet)
TCE Concentration (15 feet)
PCE Concentration (5 feet)
PCE Concentration (15 feet)

Open symbol denotes non-detect value

PSG-01-66
TCE AND PCE SOIL GAS CONCENTRATIONS OVER TIME
PARCEL 1
Former Ford Aeronutronic Property
Newport Beach, California

wsp	By: DMO	Proj. No. 8620397107.1.1G
	Date: 2/2/2023	Figure **H-1-202**

C:\Users\dave.oshea\Wood PLC\Bay Area Graphics - Documents\FordNB\fnb\1.1H\22_1117_gr\app_H1\psg_H-1-202_PSG-01-66.grf

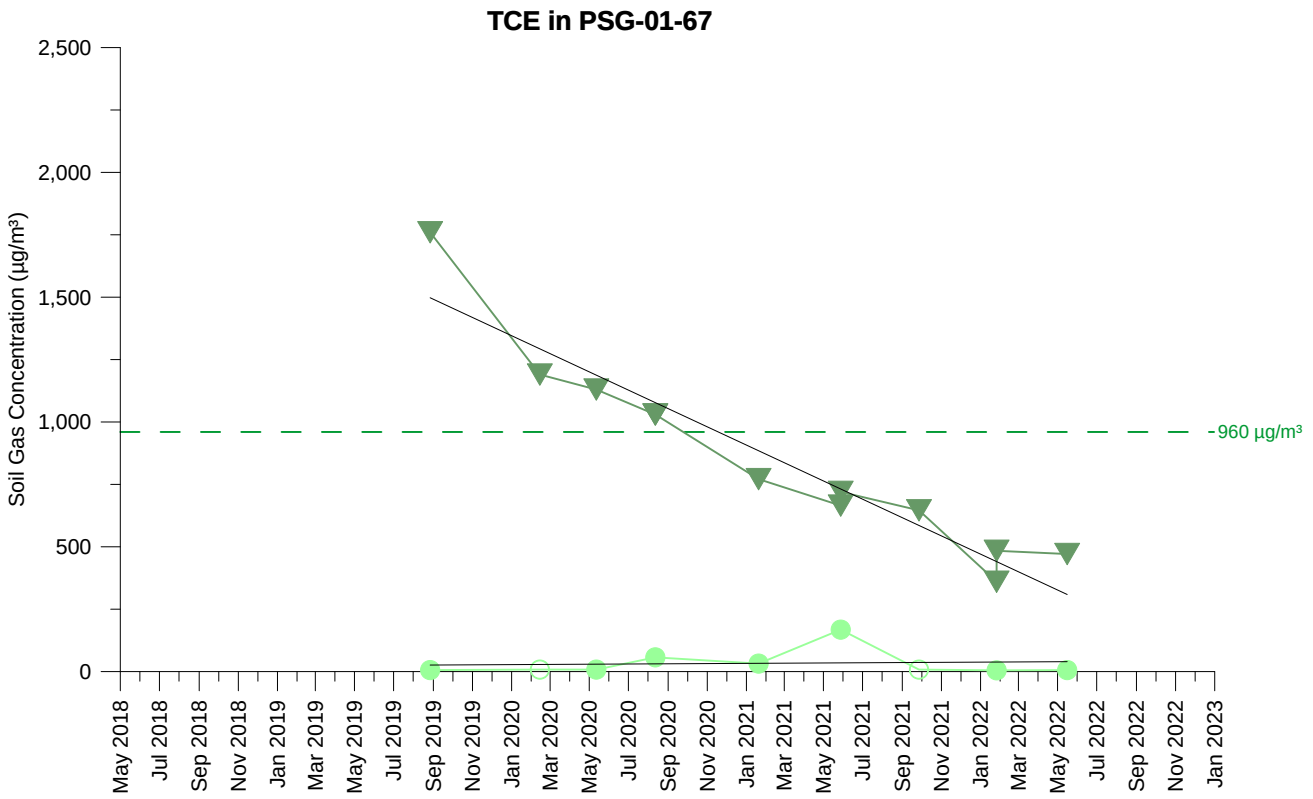

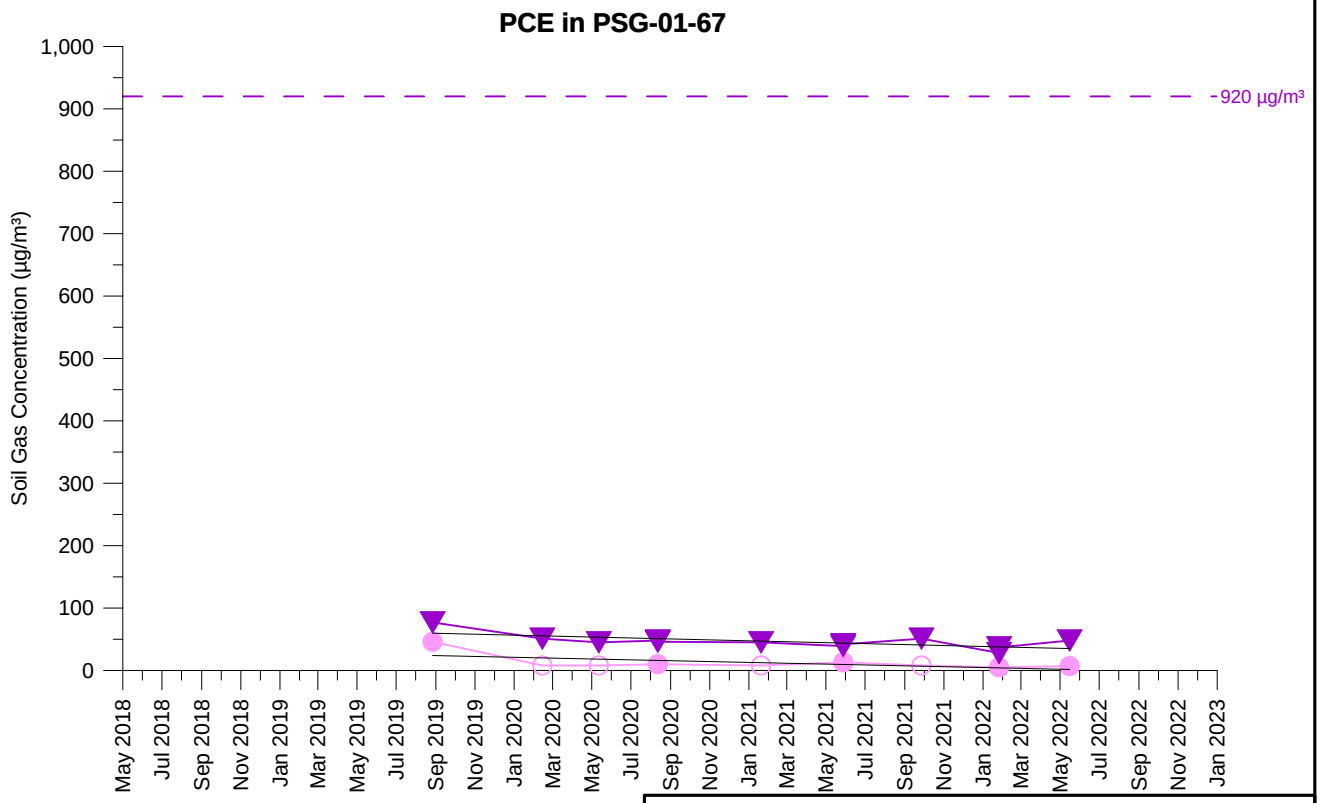

TCE Concentration (5 feet)
TCE Concentration (15 feet)
PCE Concentration (5 feet)
PCE Concentration (15 feet)

Open symbol denotes non-detect value

PSG-01-67
TCE AND PCE SOIL GAS CONCENTRATIONS OVER TIME
PARCEL 1
Former Ford Aeronutronic Property
Newport Beach, California

wsp	By: DMO	Proj. No. 8620397107.1.1G
	Date: 2/2/2023	Figure **H-1-203**

C:\Users\dave.oshea\Wood PLC\Bay Area Graphics - Documents\FordNB\fnb\1.1H\22_1117_gr\app_H1\psg_H-1-203_PSG-01-67.grf

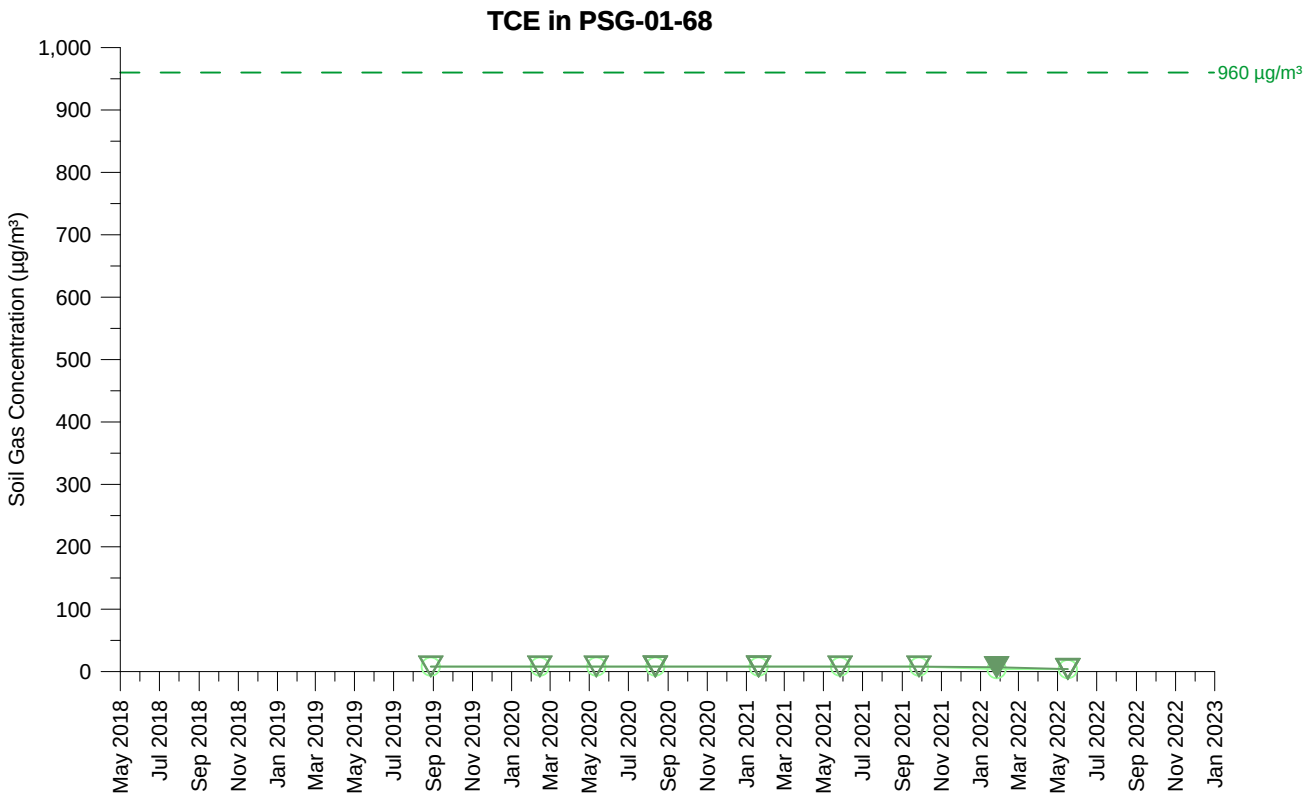

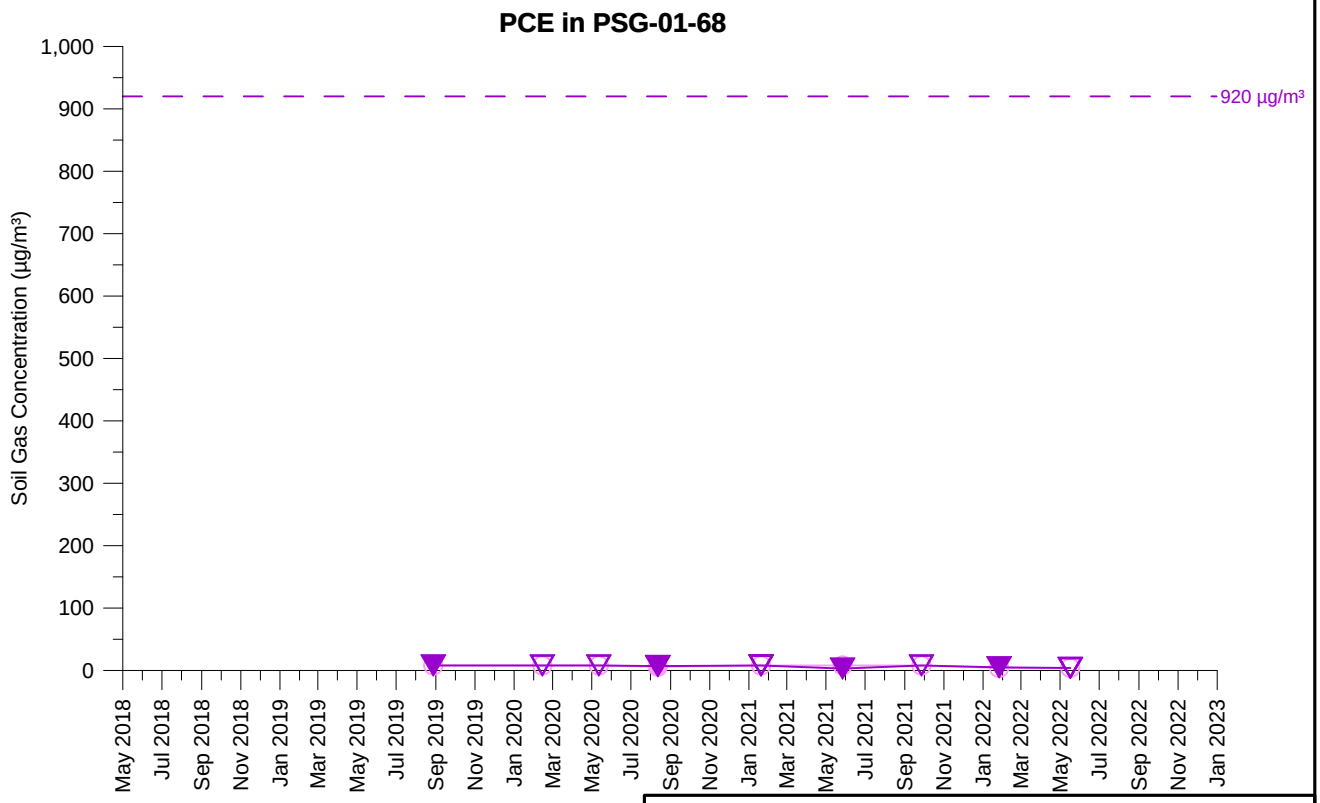

TCE Concentration (5 feet)
TCE Concentration (15 feet)
PCE Concentration (5 feet)
PCE Concentration (15 feet)
Open symbol denotes non-detect value

PSG-01-68
TCE AND PCE SOIL GAS CONCENTRATIONS OVER TIME
PARCEL 1
Former Ford Aeronutronic Property
Newport Beach, California

wsp	By: DMO	Proj. No. 8620397107.1.1G
	Date: 2/2/2023	Figure **H-1-204**

C:\Users\dave.oshea\Wood PLC\Bay Area Graphics - Documents\FordNB\fnb\1.1H\22_1117_gr\app_H1\psg_H-1-204_PSG-01-68.grf

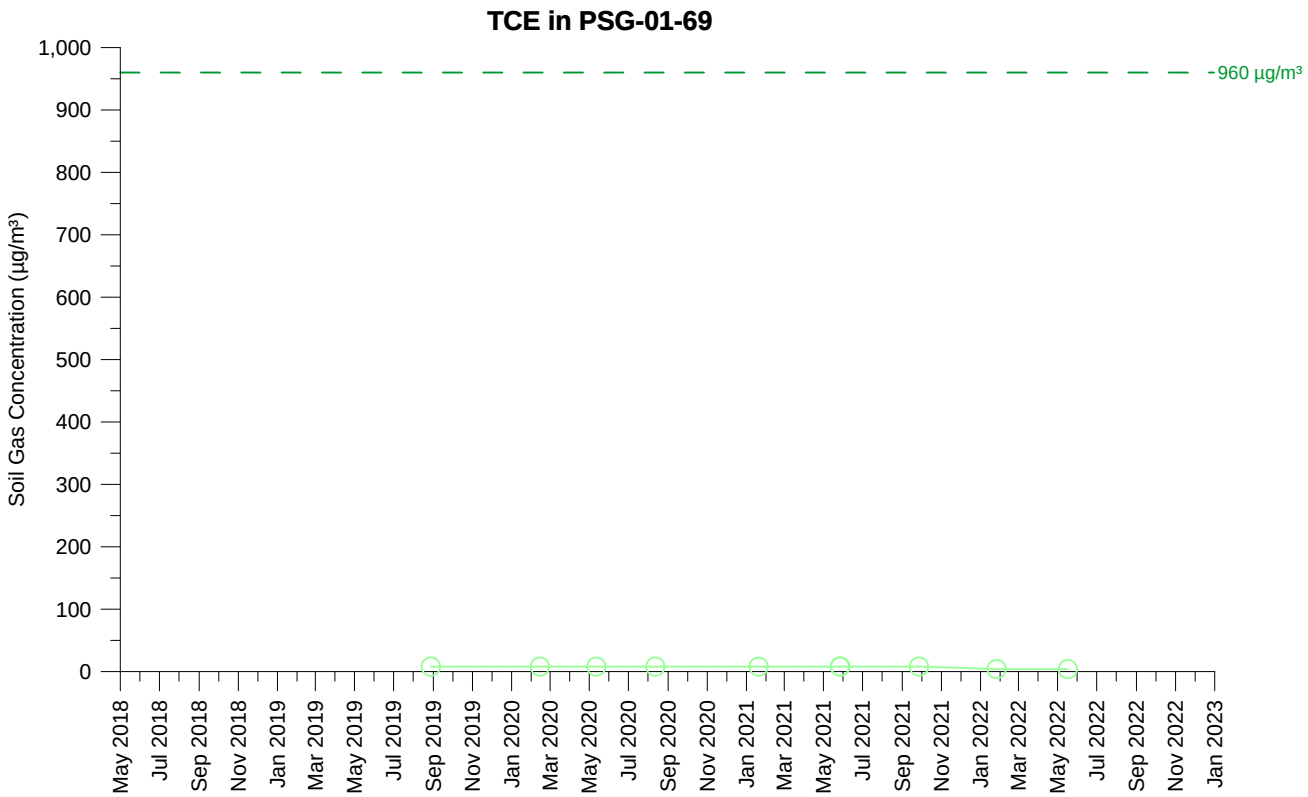

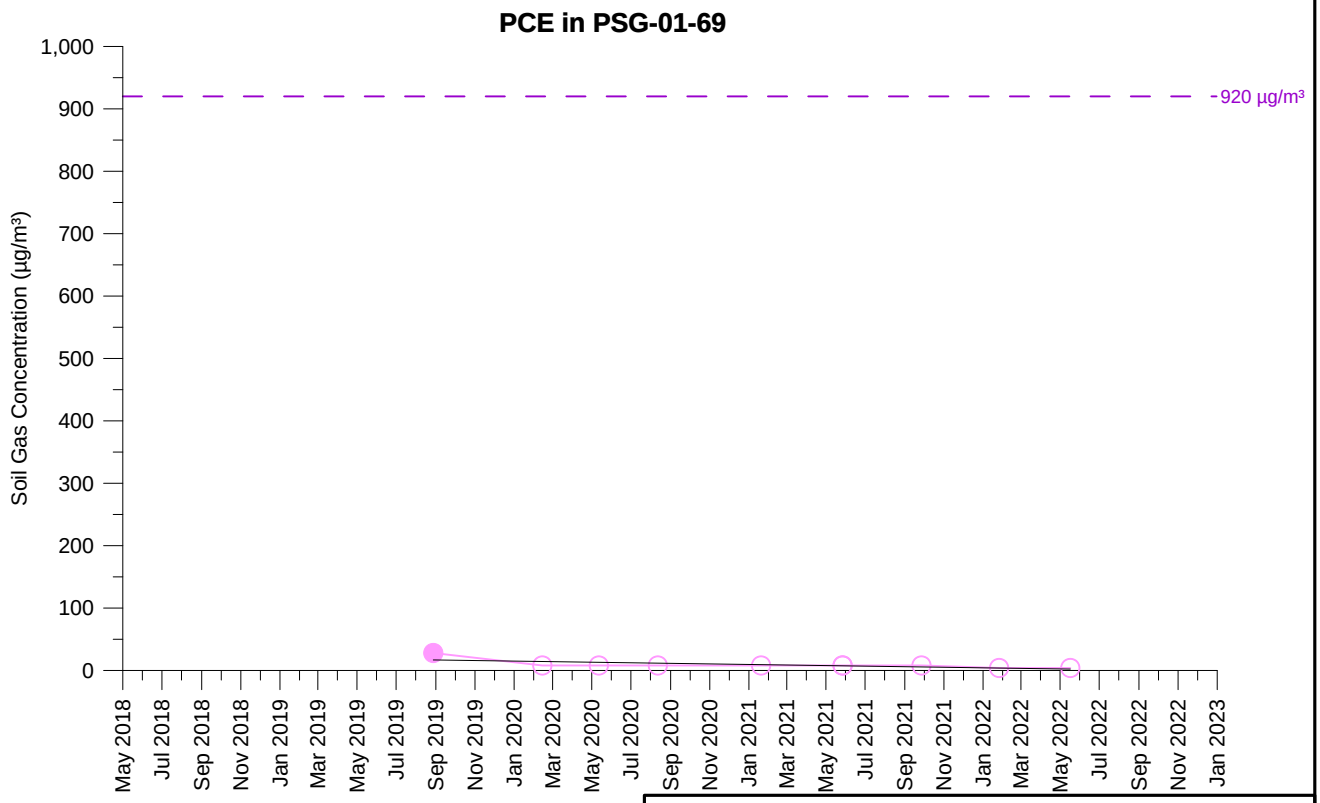

TCE Concentration (5 feet)

PCE Concentration (5 feet)

Open symbol denotes non-detect value

PSG-01-69
TCE AND PCE SOIL GAS CONCENTRATIONS OVER TIME
PARCEL 1
Former Ford Aeronutronic Property
Newport Beach, California

wsp	By: DMO	Proj. No. 8620397107.1.1G
	Date: 2/2/2023	Figure **H-1-205**

C:\Users\dave.oshea\Wood PLC\Bay Area Graphics - Documents\FordNB\fnb\1.1H\22_1117_gr\app_H1\psg_H-1-205_PSG-01-69.grf

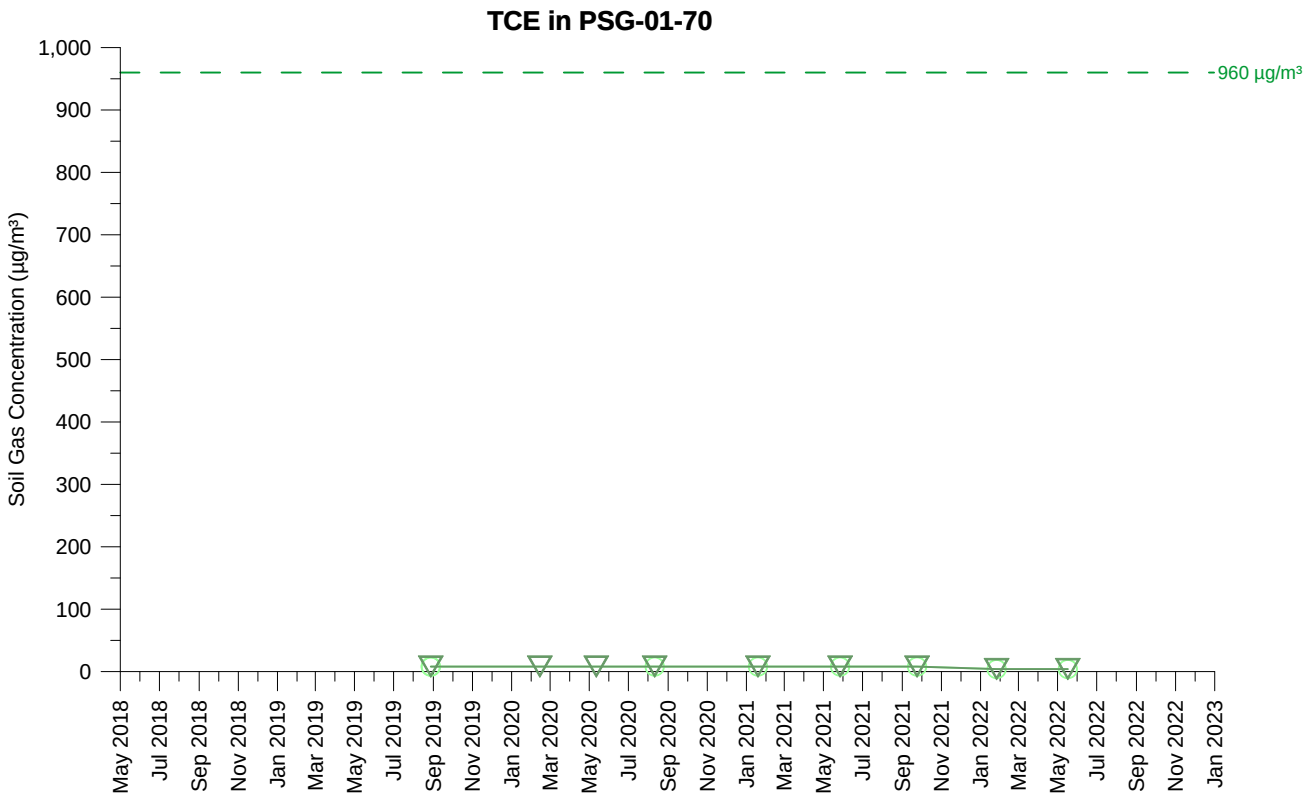

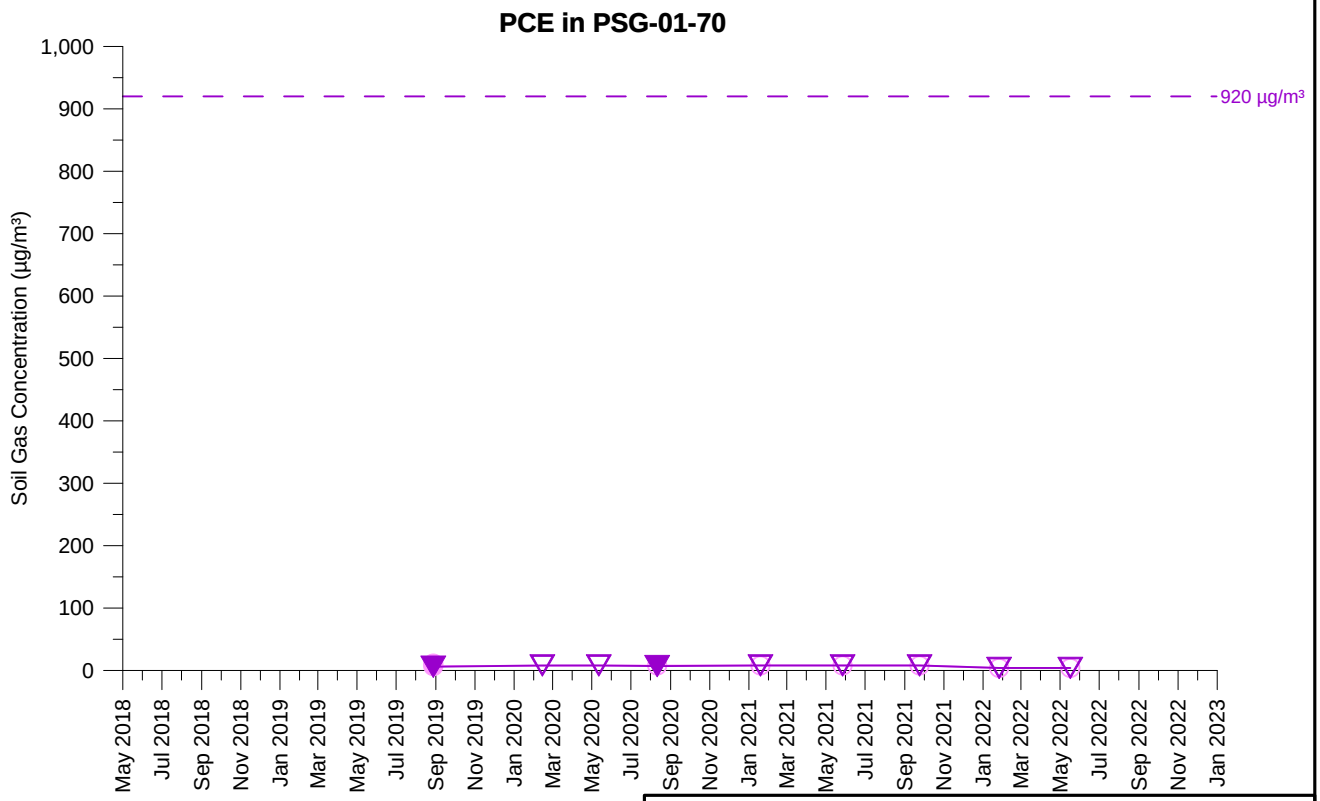

TCE Concentration (5 feet)
TCE Concentration (15 feet)
PCE Concentration (5 feet)
PCE Concentration (15 feet)

Open symbol denotes non-detect value

PSG-01-70
TCE AND PCE SOIL GAS CONCENTRATIONS OVER TIME
PARCEL 1
Former Ford Aeronutronic Property
Newport Beach, California

wsp	By: DMO	Proj. No. 8620397107.1.1G
	Date: 2/2/2023	Figure **H-1-206**

C:\Users\dave.oshea\Wood PLC\Bay Area Graphics - Documents\FordNB\fnb\1.1H\22_1117_gr\app_H1\psg_H-1-206_PSG-01-70.grf

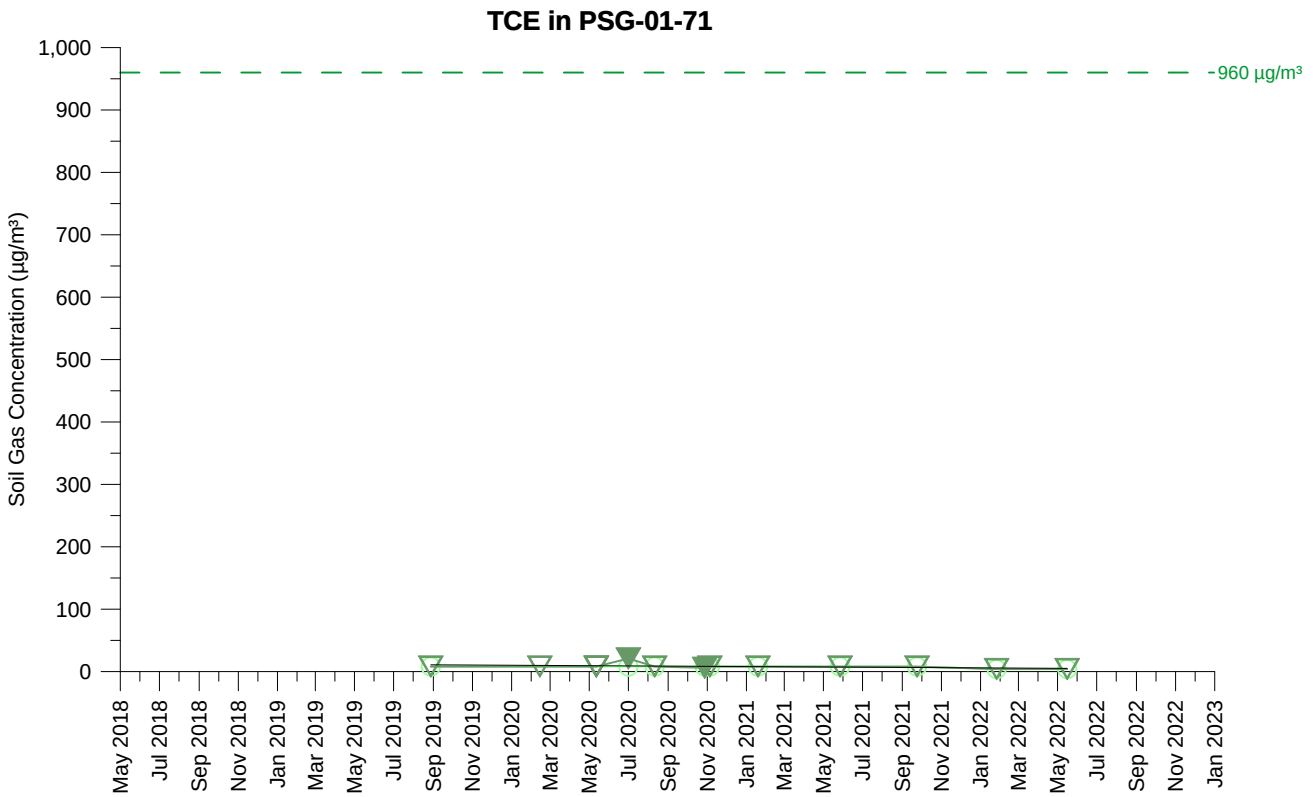

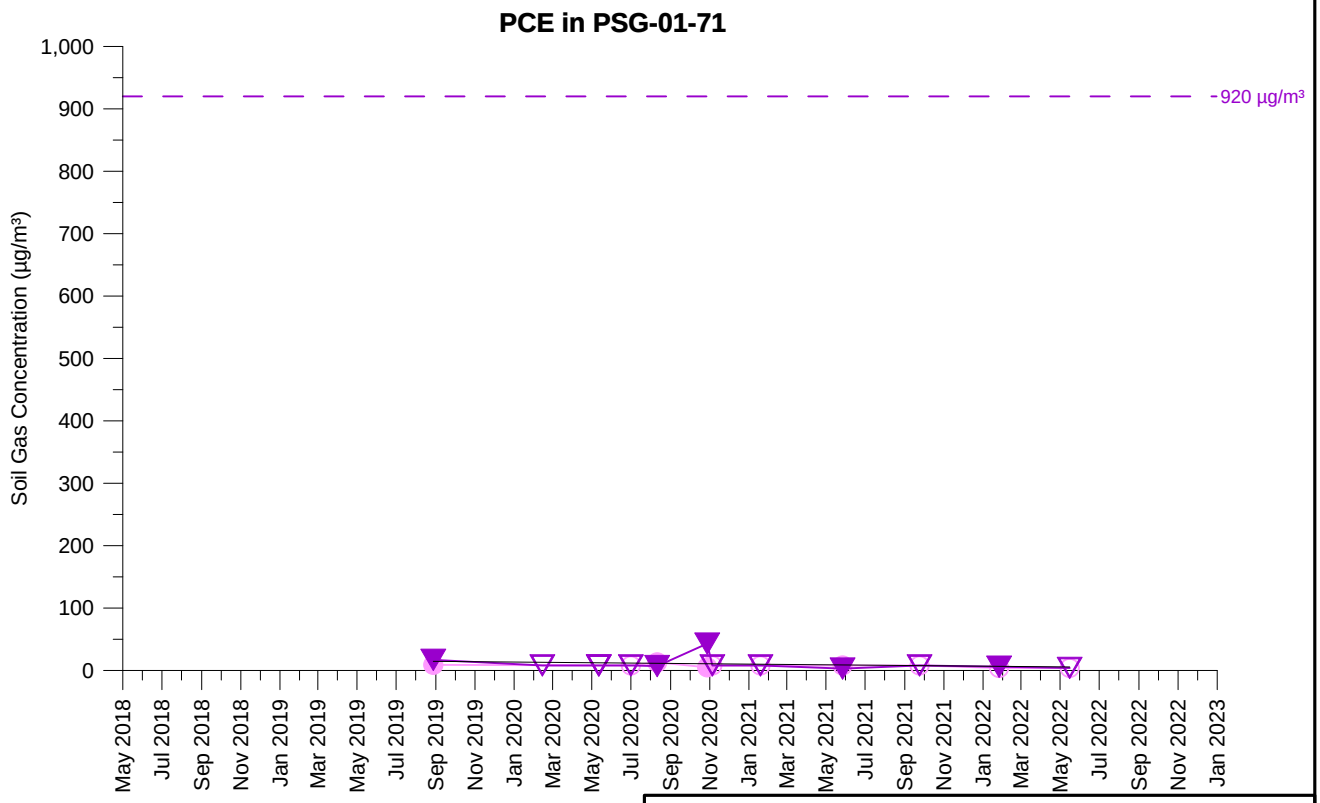

TCE Concentration (5 feet)
TCE Concentration (15 feet)
PCE Concentration (5 feet)
PCE Concentration (15 feet)

Open symbol denotes non-detect value

PSG-01-71
TCE AND PCE SOIL GAS CONCENTRATIONS OVER TIME
PARCEL 1
Former Ford Aeronutronic Property
Newport Beach, California

wsp	By: DMO	Proj. No. 8620397107.1.1G
	Date: 2/2/2023	Figure **H-1-207**

C:\Users\dave.oshea\Wood PLC\Bay Area Graphics - Documents\FordNB\fnb\1.1H\22_1117_gr\app_H1\psg_H-1-207_PSG-01-71.grf

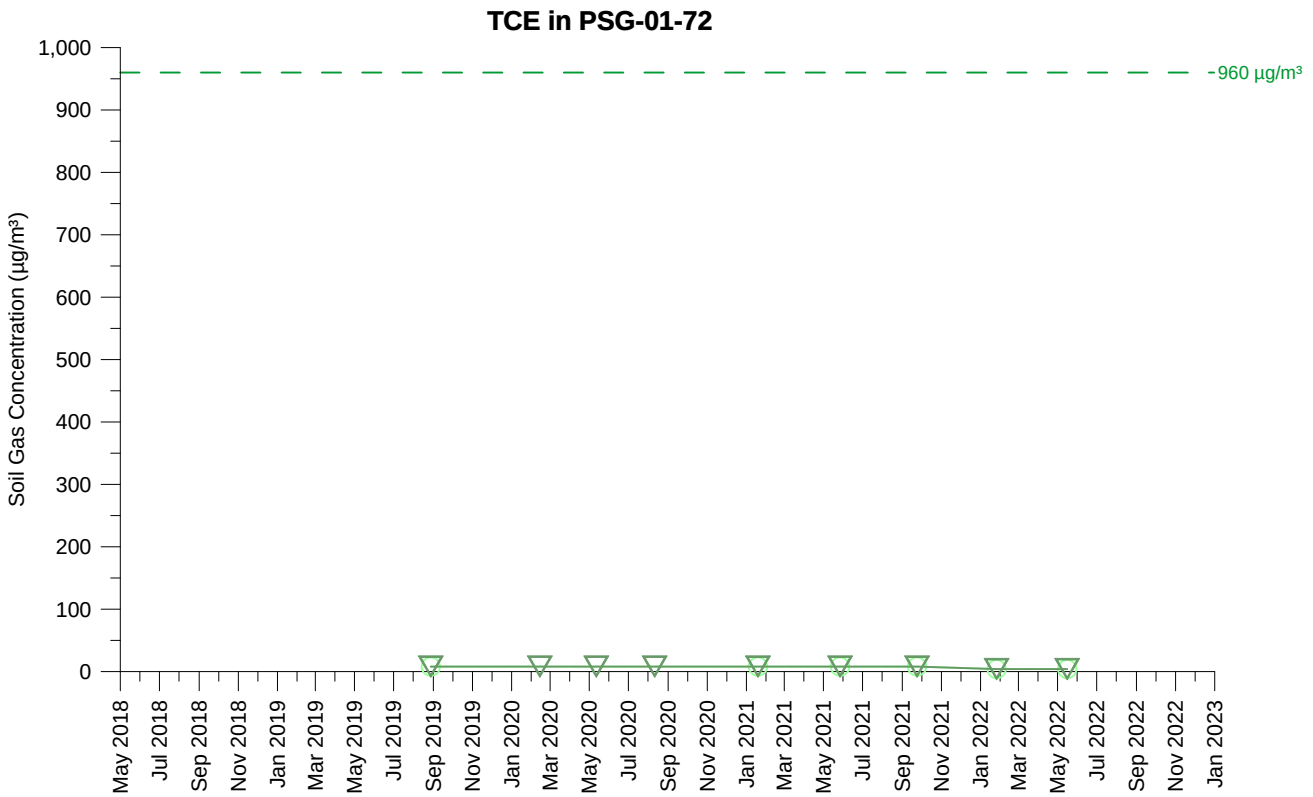

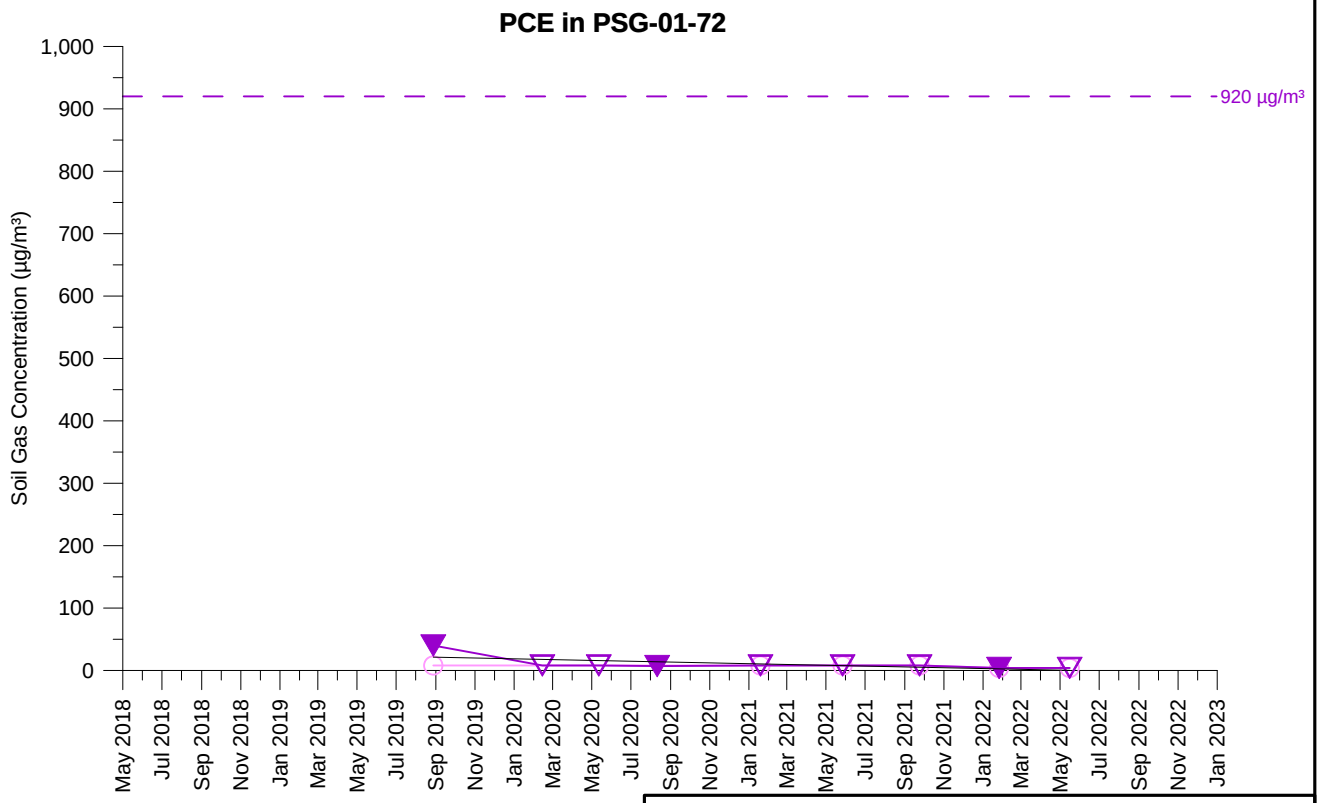

TCE Concentration (5 feet)
TCE Concentration (15 feet)
PCE Concentration (5 feet)
PCE Concentration (15 feet)

Open symbol denotes non-detect value

PSG-01-72
TCE AND PCE SOIL GAS CONCENTRATIONS OVER TIME
PARCEL 1
Former Ford Aeronutronic Property
Newport Beach, California

wsp	By: DMO	Proj. No. 8620397107.1.1G
	Date: 2/2/2023	Figure **H-1-208**

C:\Users\dave.oshea\Wood PLC\Bay Area Graphics - Documents\FordNB\fnb\1.1H\22_1117_gr\app_H1\psg_H-1-208_PSG-01-72.grf

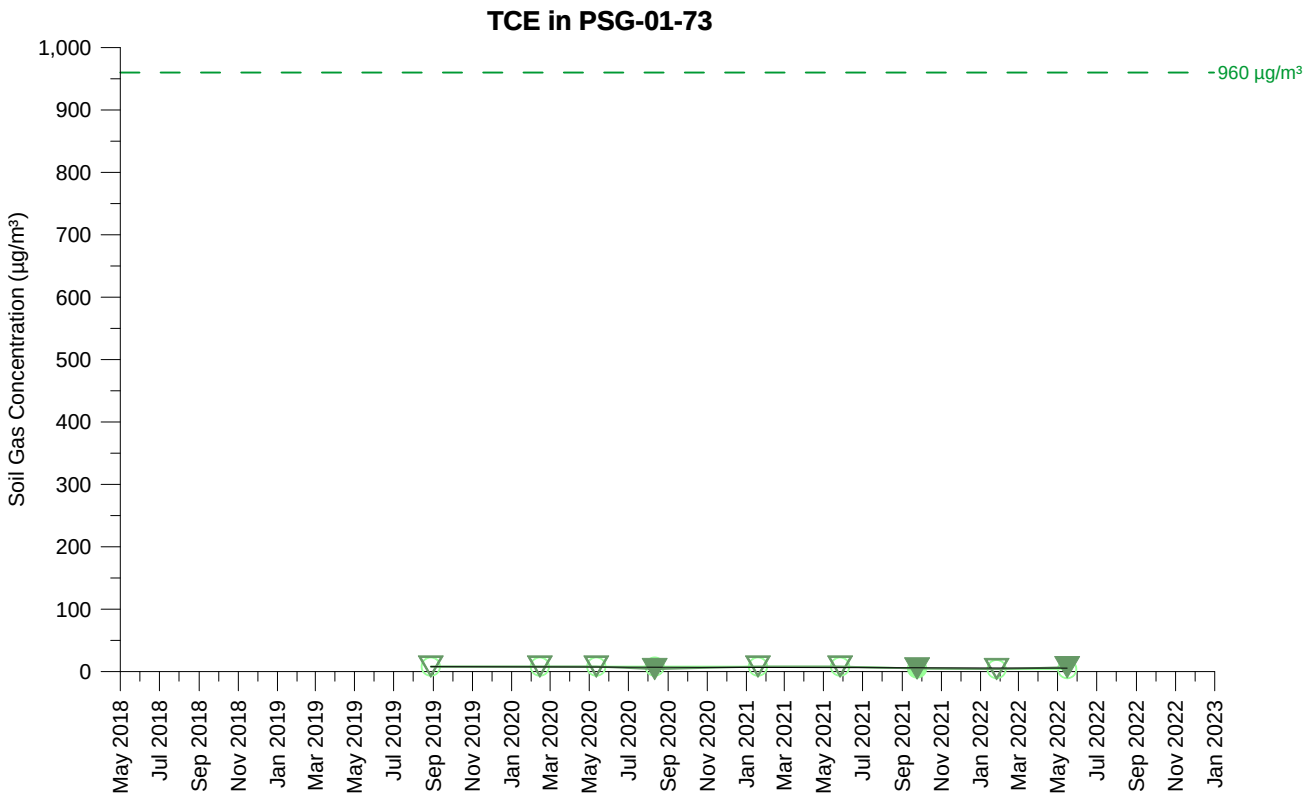

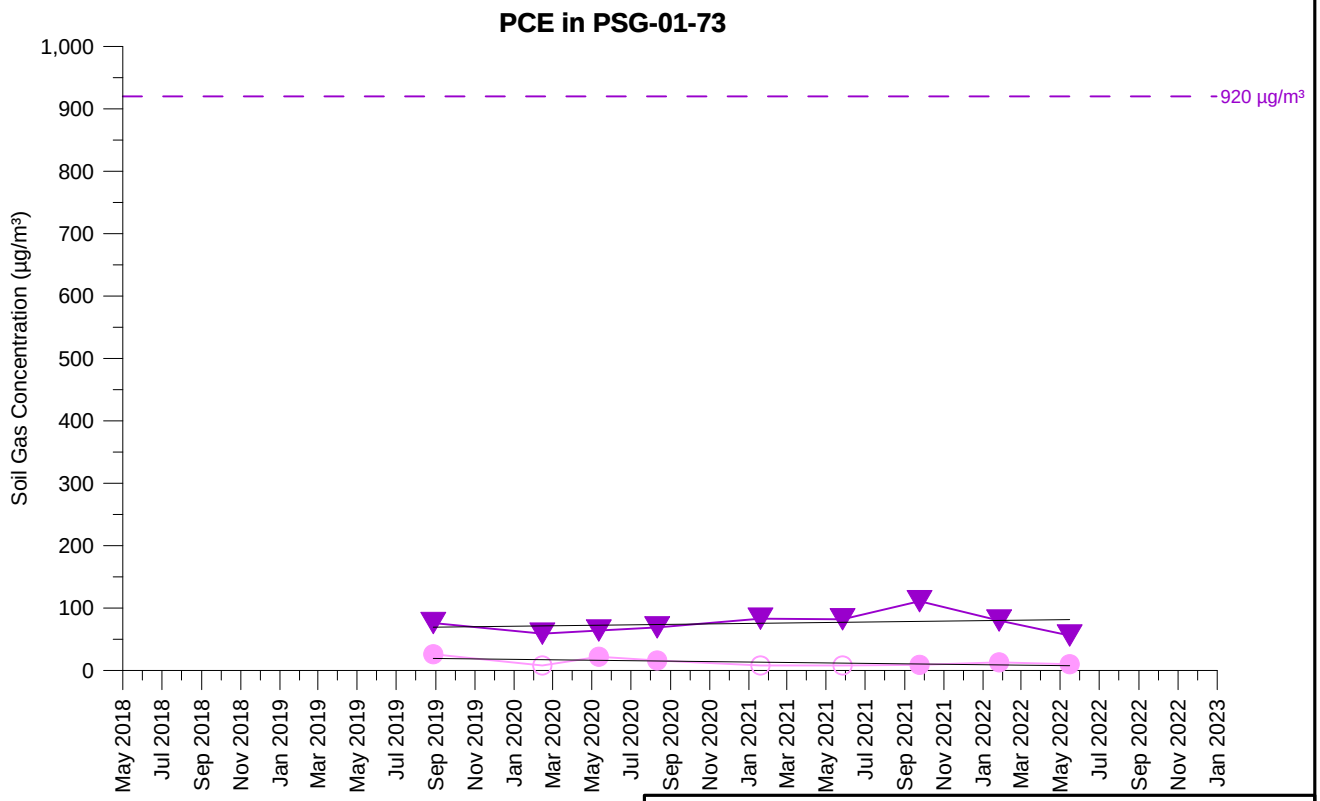

TCE Concentration (5 feet)
TCE Concentration (15 feet)
PCE Concentration (5 feet)
PCE Concentration (15 feet)

Open symbol denotes non-detect value

PSG-01-73
TCE AND PCE SOIL GAS CONCENTRATIONS OVER TIME
PARCEL 1
Former Ford Aeronutronic Property
Newport Beach, California

wsp	By: DMO	Proj. No. 8620397107.1.1G
	Date: 2/2/2023	Figure **H-1-209**

C:\Users\dave.oshea\Wood PLC\Bay Area Graphics - Documents\FordNB\fnb\1.1H\22_1117_gr\app_H1\psg_H-1-209_PSG-01-73.grf

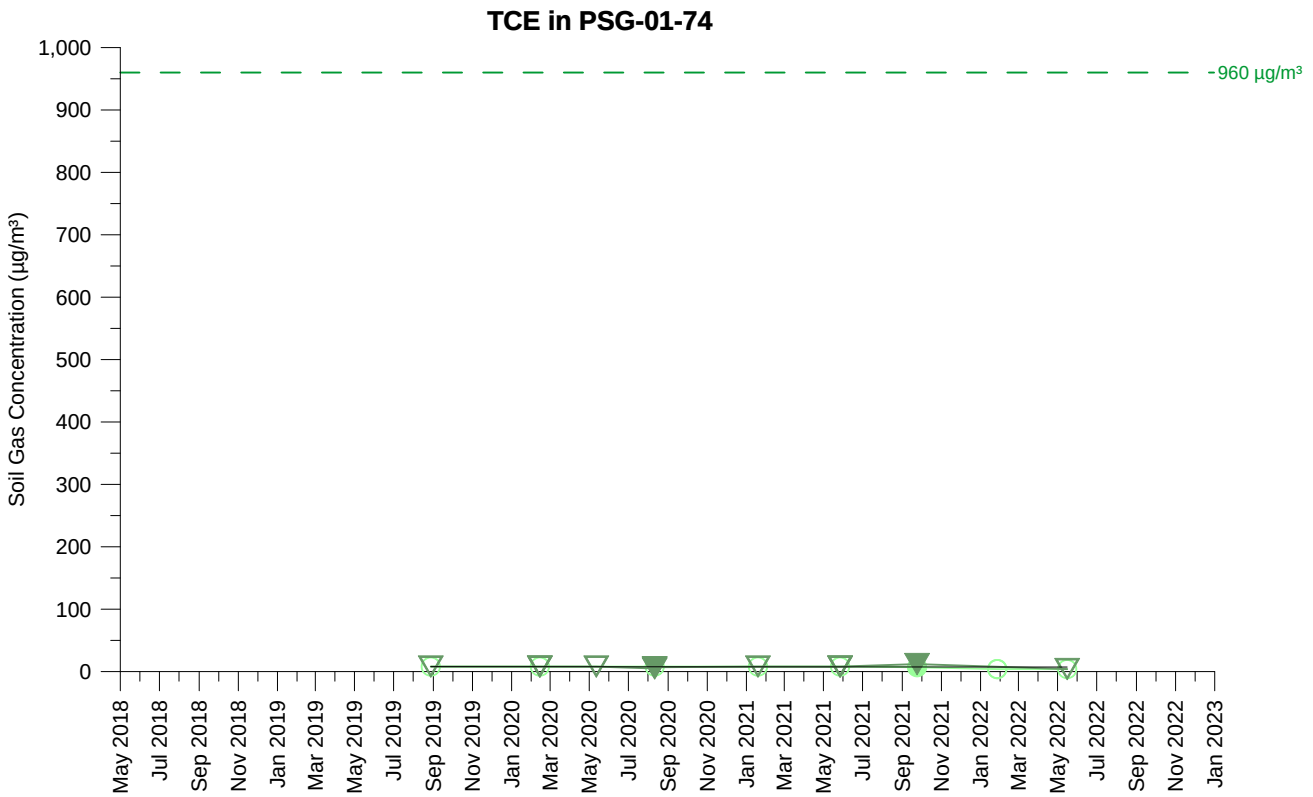

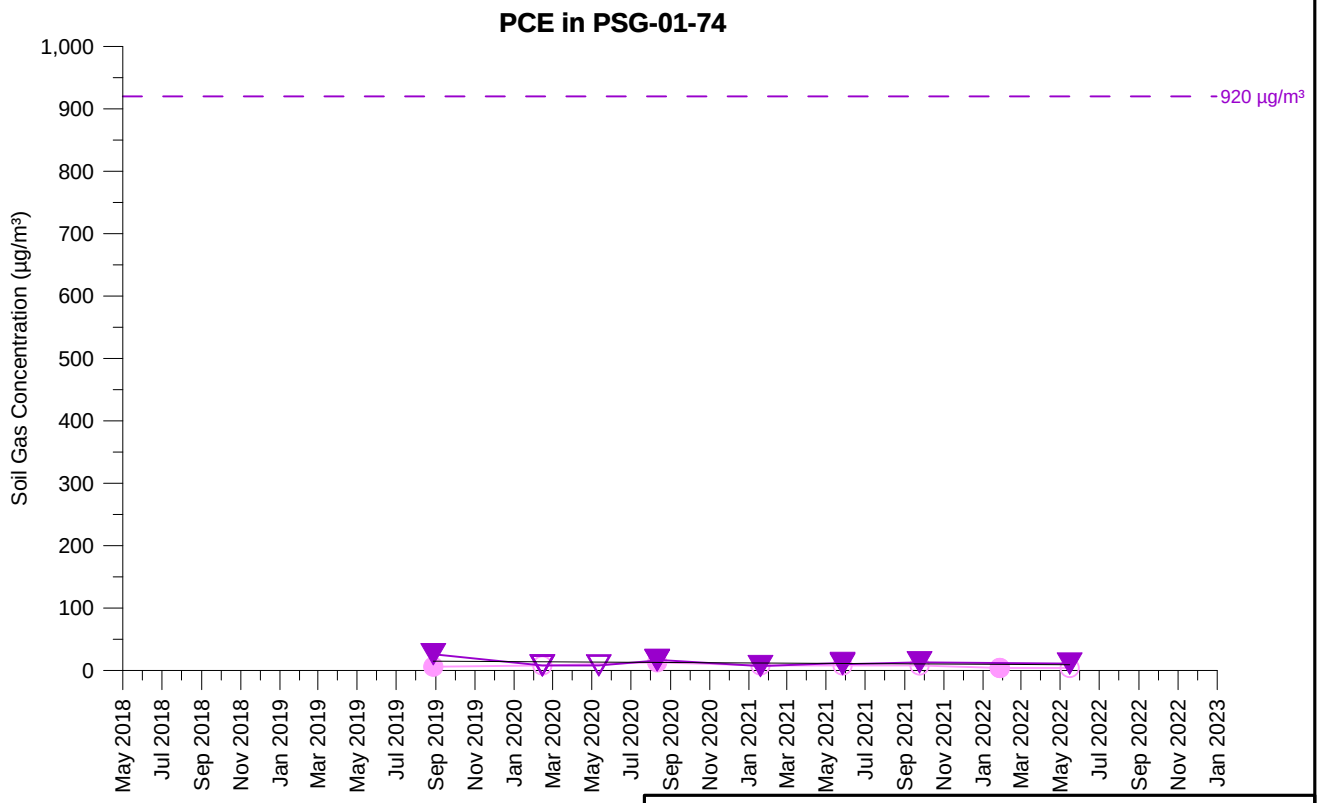

TCE Concentration (5 feet)
TCE Concentration (15 feet)
PCE Concentration (5 feet)
PCE Concentration (15 feet)

Open symbol denotes non-detect value

PSG-01-74
TCE AND PCE SOIL GAS CONCENTRATIONS OVER TIME
PARCEL 1
Former Ford Aeronutronic Property
Newport Beach, California

wsp	By: DMO	Proj. No. 8620397107.1.1G
	Date: 2/2/2023	Figure **H-1-210**

C:\Users\dave.oshea\Wood PLC\Bay Area Graphics - Documents\FordNB\fnb\1.1H\22_1117_gr\app_H1\psg_H-1-210_PSG-01-74.grf

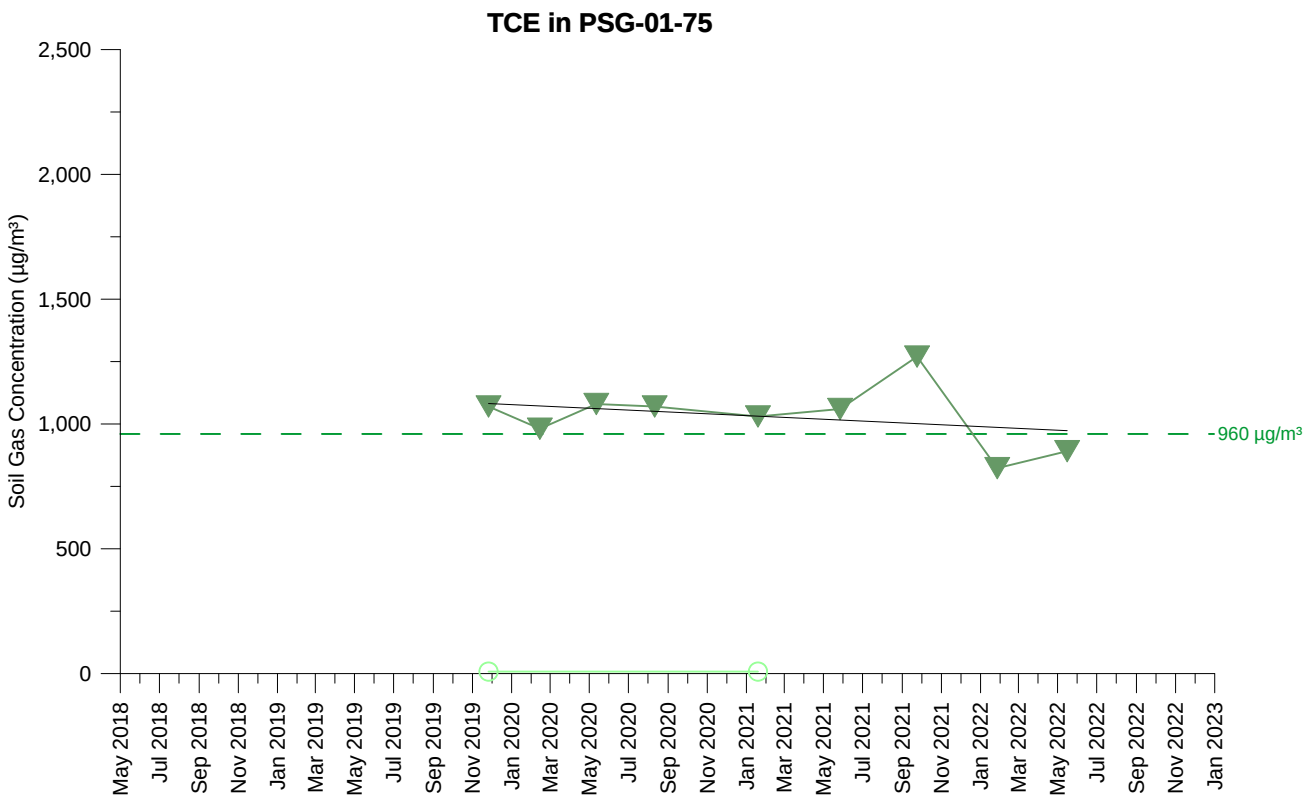

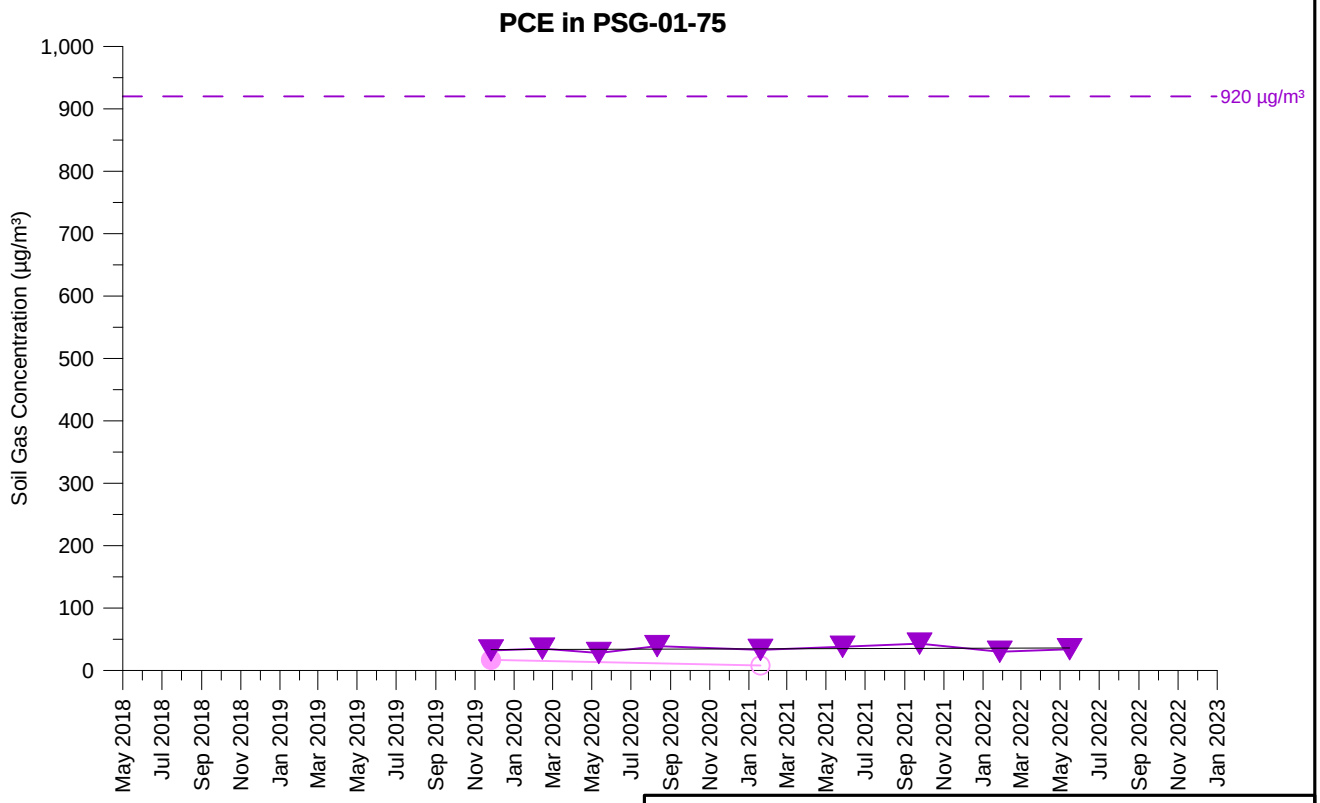

TCE Concentration (5 feet)
TCE Concentration (14.5 feet)
PCE Concentration (5 feet)
PCE Concentration (14.5 feet)

Open symbol denotes non-detect value

PSG-01-75
TCE AND PCE SOIL GAS CONCENTRATIONS OVER TIME
PARCEL 1
Former Ford Aeronutronic Property
Newport Beach, California

wsp	By: DMO	Proj. No. 8620397107.1.1G
	Date: 2/2/2023	Figure **H-1-211**

C:\Users\dave.oshea\Wood PLC\Bay Area Graphics - Documents\FordNB\fnb\1.1H\22_1117_gr\app_H1\psg_H-1-211_PSG-01-75.grf

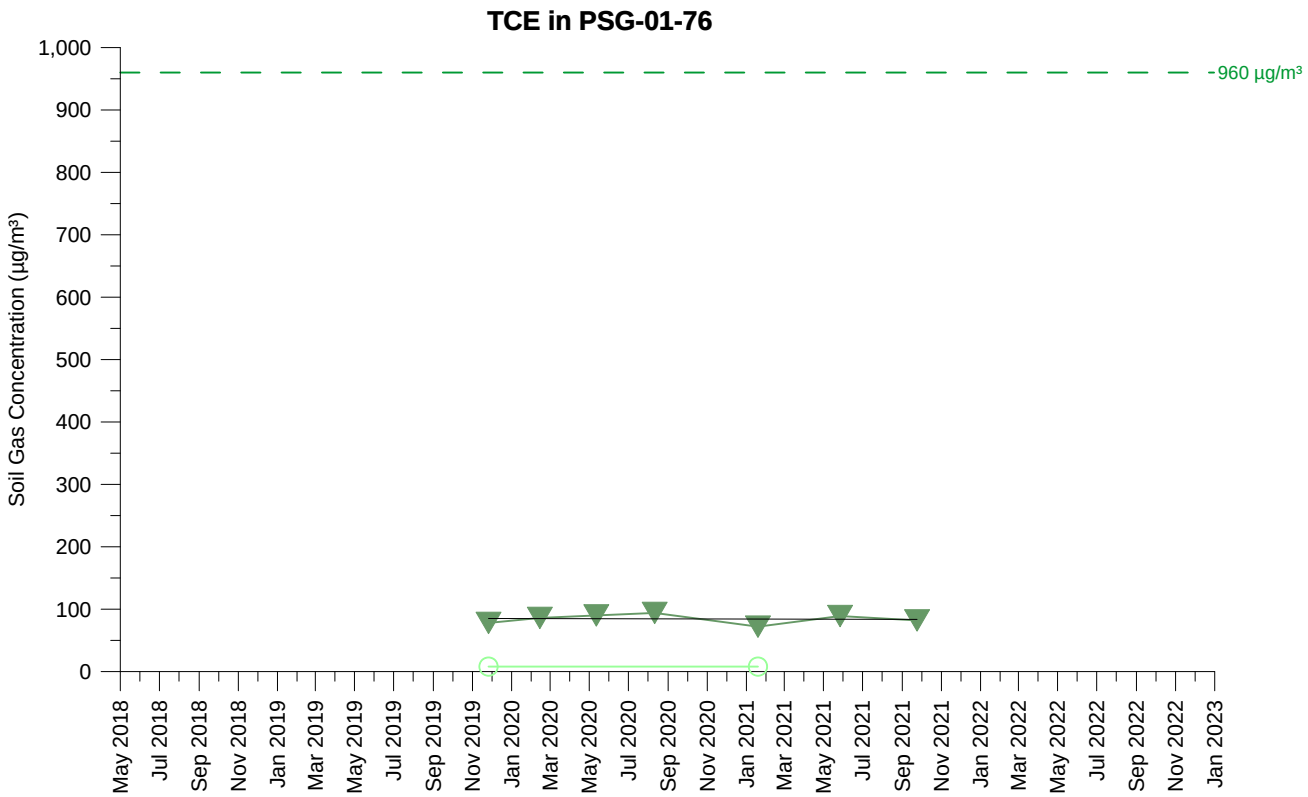

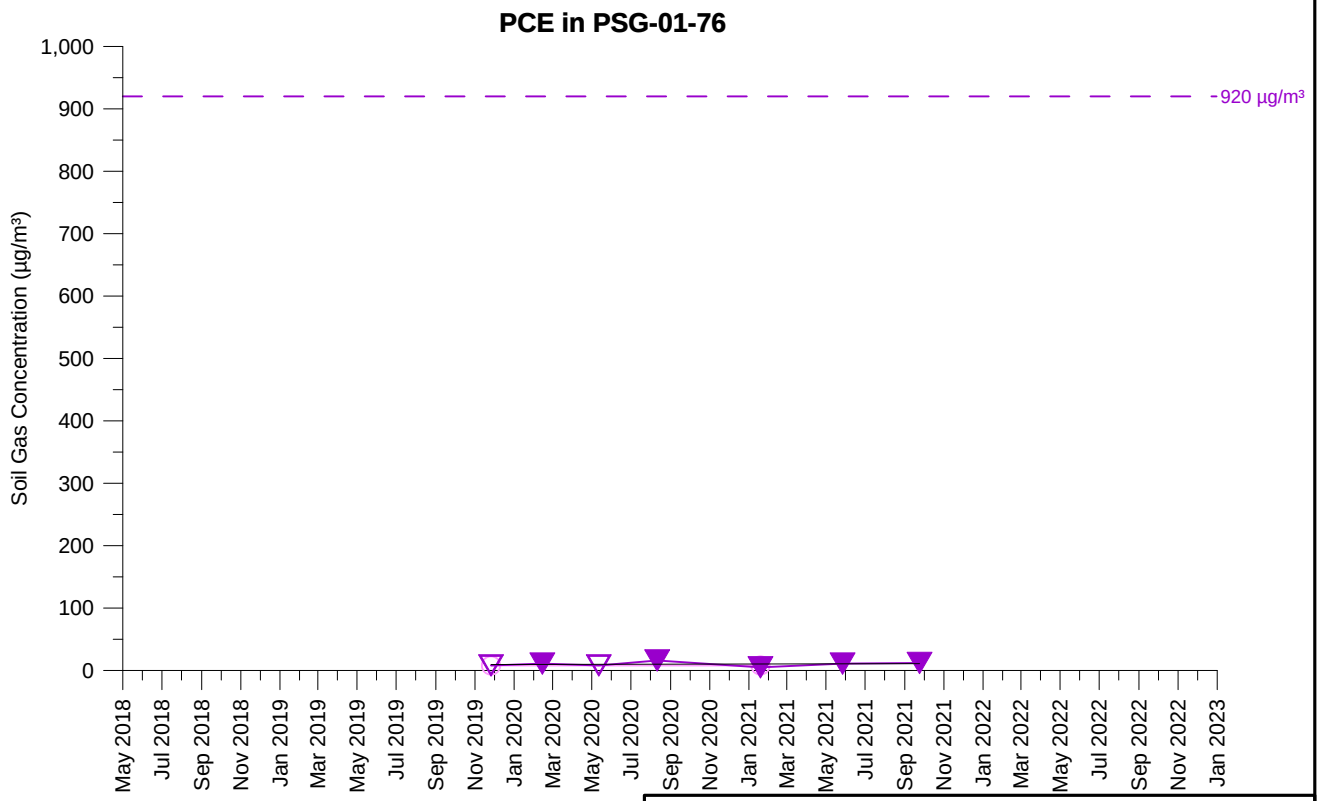

TCE Concentration (5 feet)
TCE Concentration (15 feet)
PCE Concentration (5 feet)
PCE Concentration (15 feet)

Open symbol denotes non-detect value

PSG-01-76
TCE AND PCE SOIL GAS CONCENTRATIONS OVER TIME
PARCEL 1
Former Ford Aeronutronic Property
Newport Beach, California

wsp	By: DMO	Proj. No. 8620397107.1.1G
	Date: 2/2/2023	Figure **H-1-212**

C:\Users\dave.oshea\Wood PLC\Bay Area Graphics - Documents\FordNB\fnb\1.1H\22_1117_gr\app_H1\psg_H-1-212_PSG-01-76.grf

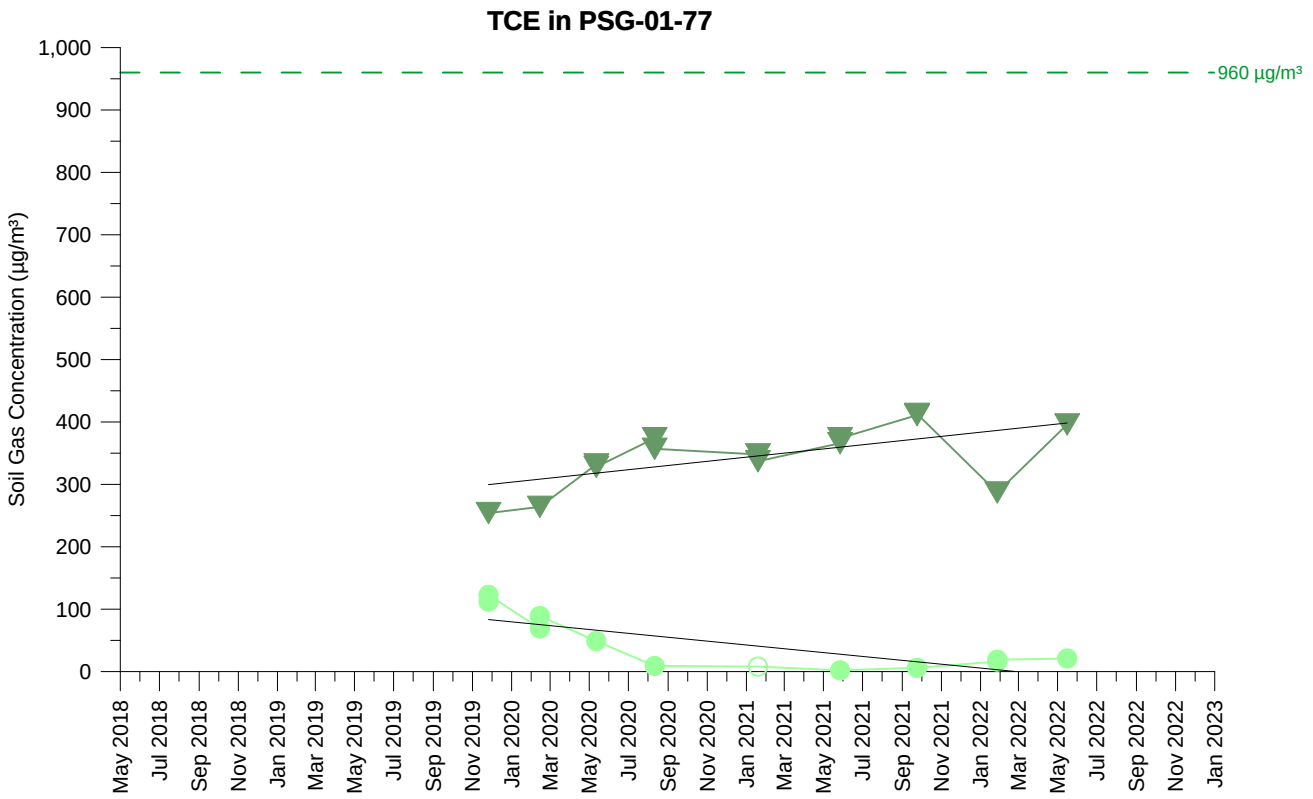

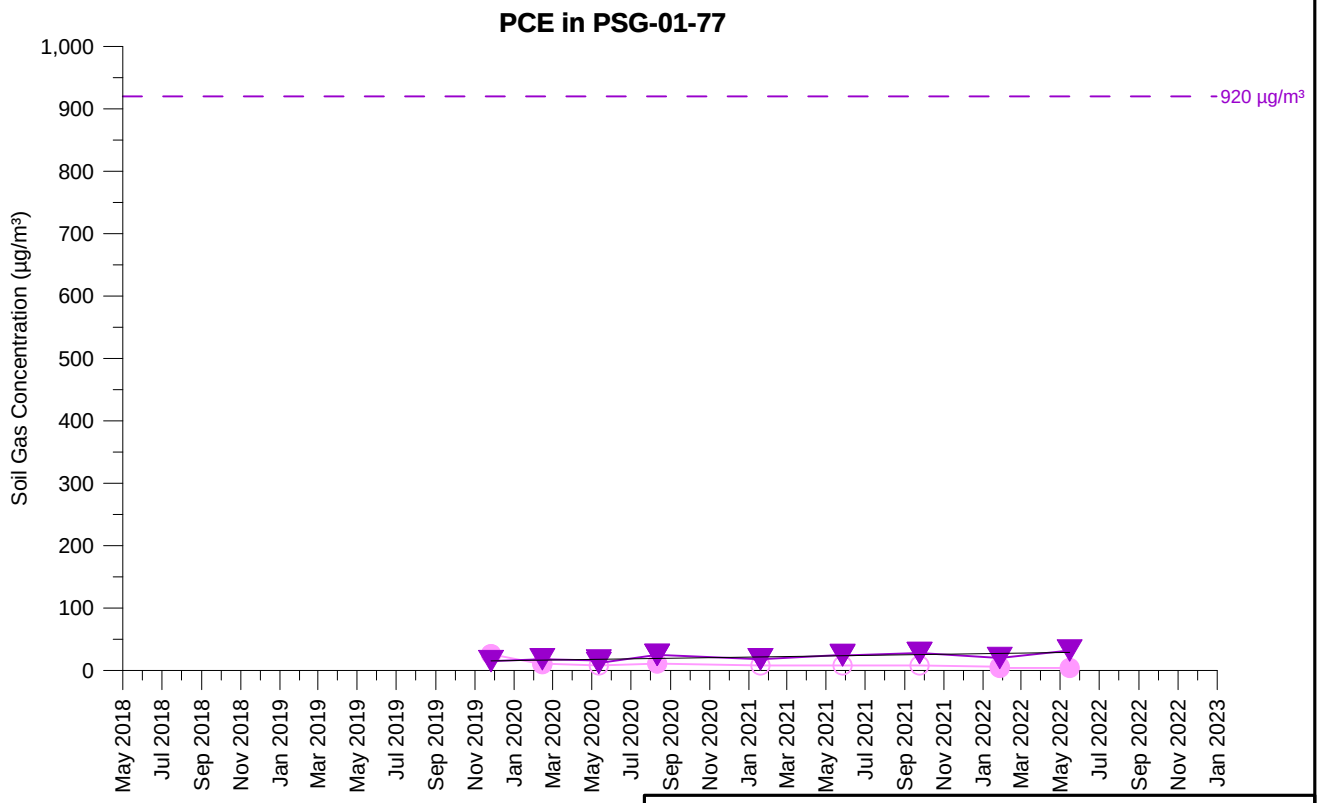

TCE Concentration (5 feet)
TCE Concentration (15 feet)
PCE Concentration (5 feet)
PCE Concentration (15 feet)

Open symbol denotes non-detect value

PSG-01-77
TCE AND PCE SOIL GAS CONCENTRATIONS OVER TIME
PARCEL 1
Former Ford Aeronutronic Property
Newport Beach, California

wsp	By: DMO	Proj. No. 8620397107.1.1G
	Date: 2/2/2023	Figure **H-1-213**

C:\Users\dave.oshea\Wood PLC\Bay Area Graphics - Documents\FordNB\fnb\1.1H\22_1117_gr\app_H1\psg_H-1-213_PSG-01-77.grf

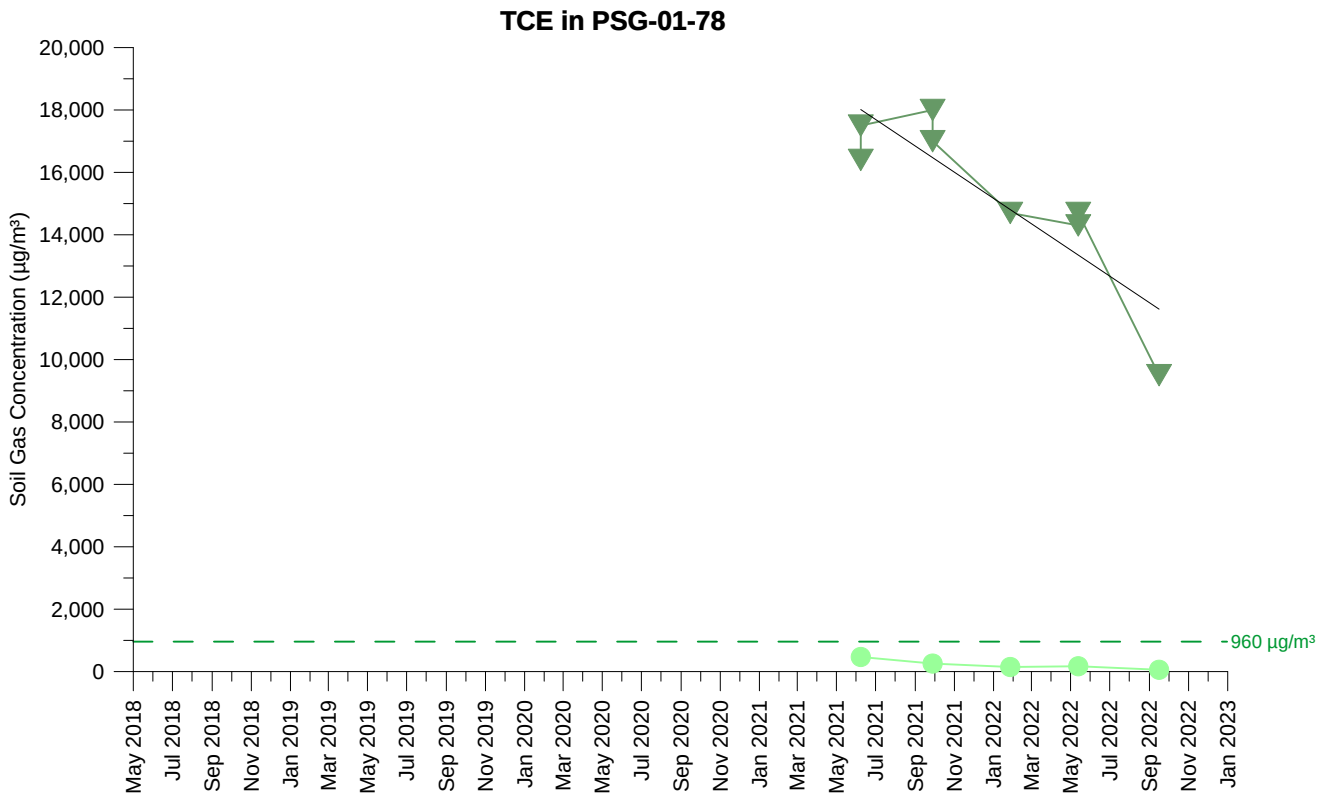

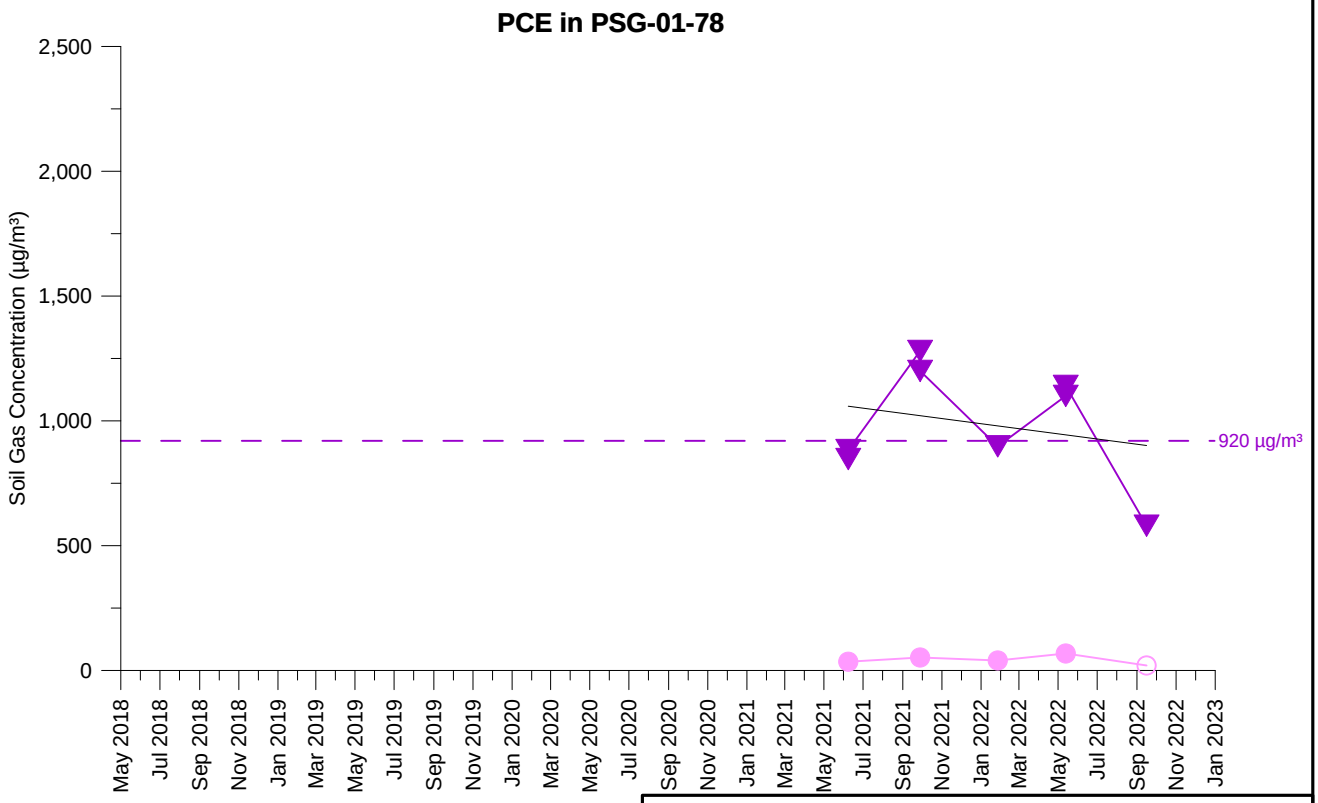

TCE Concentration (5 feet)
TCE Concentration (13 feet)
PCE Concentration (5 feet)
PCE Concentration (13 feet)

Open symbol denotes non-detect value

PSG-01-78
TCE AND PCE SOIL GAS CONCENTRATIONS OVER TIME
PARCEL 1
Former Ford Aeronutronic Property
Newport Beach, California

wsp	By: DMO	Proj. No. 8620397107.1.1G
	Date: 2/2/2023	Figure **H-1-214**

C:\Users\dave.oshea\Wood PLC\Bay Area Graphics - Documents\FordNB\fnb\1.1H\22_1117_gr\app_H1\psg_H-1-214_PSG-01-78.grf

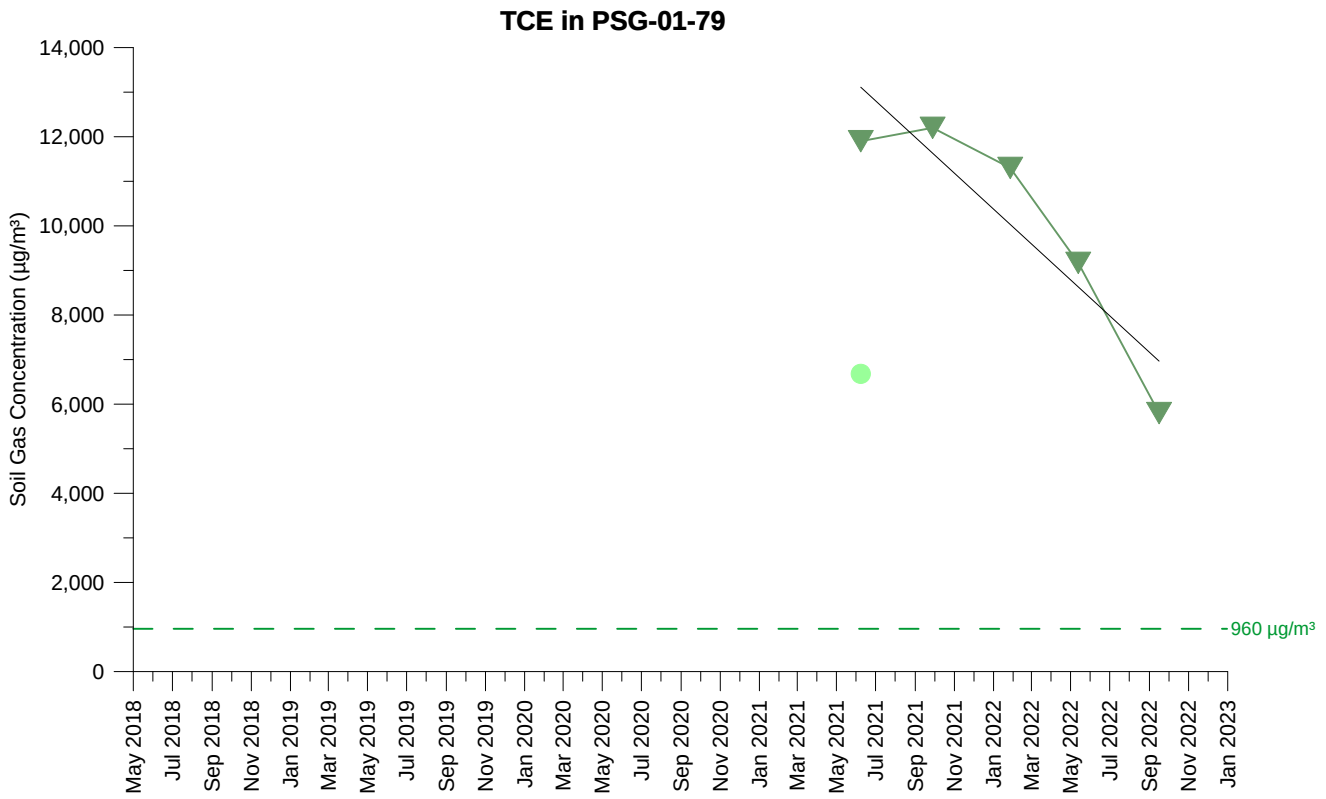

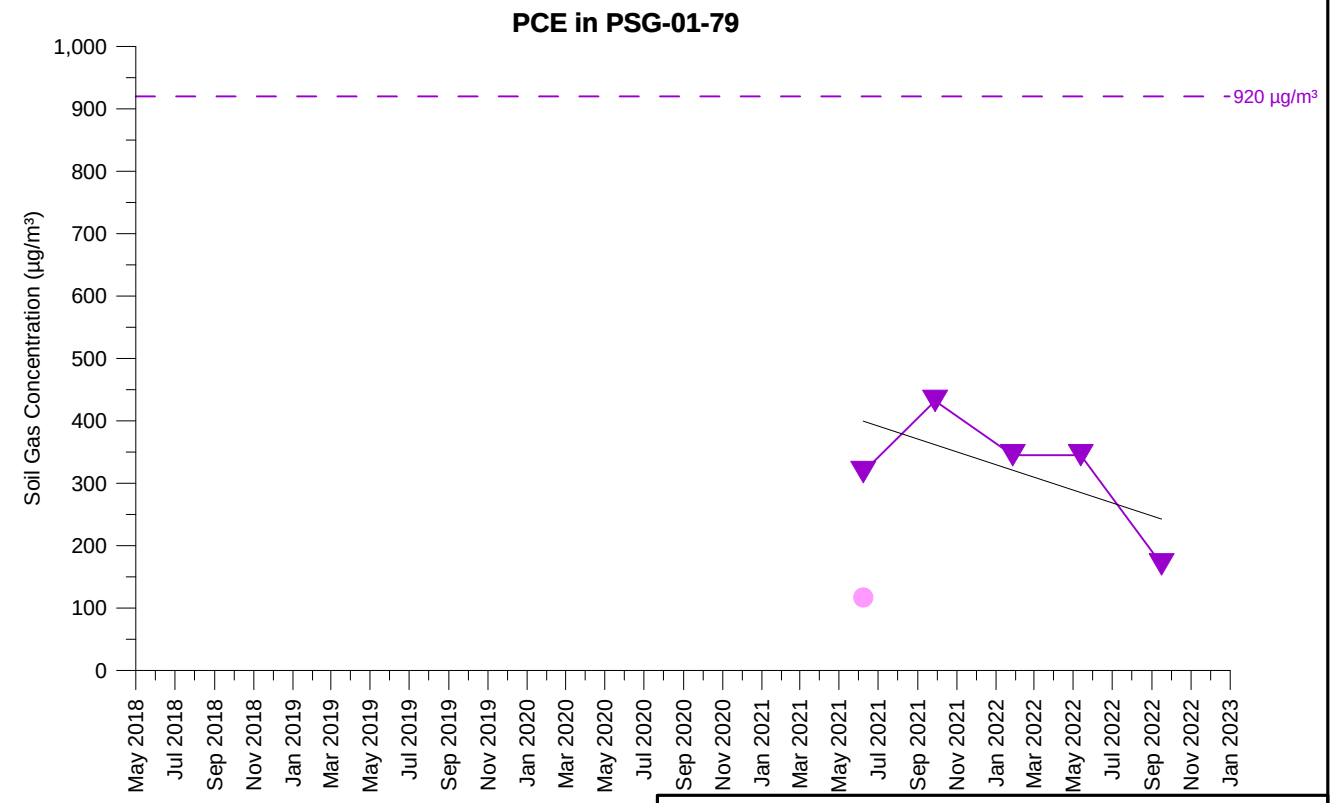

TCE Concentration (5 feet)
TCE Concentration (13 feet)
PCE Concentration (5 feet)
PCE Concentration (13 feet)

Open symbol denotes non-detect value

PSG-01-79
TCE AND PCE SOIL GAS CONCENTRATIONS OVER TIME
PARCEL 1
Former Ford Aeronutronic Property
Newport Beach, California

wsp	By: DMO	Proj. No. 8620397107.1.1G
	Date: 2/2/2023	Figure **H-1-215**

C:\Users\dave.oshea\Wood PLC\Bay Area Graphics - Documents\FordNB\fnb\1.1H\22_1117_gr\app_H1\psg_H-1-215_PSG-01-79.grf

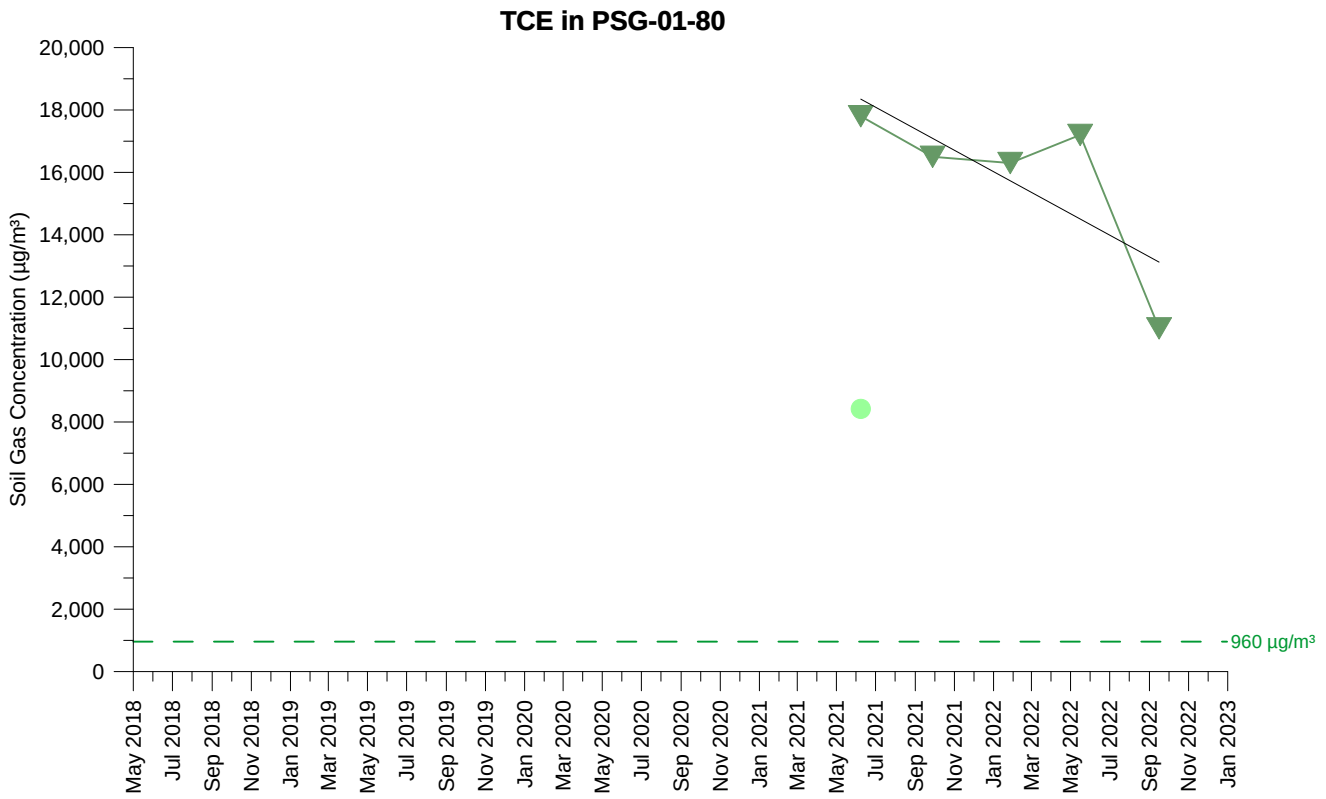

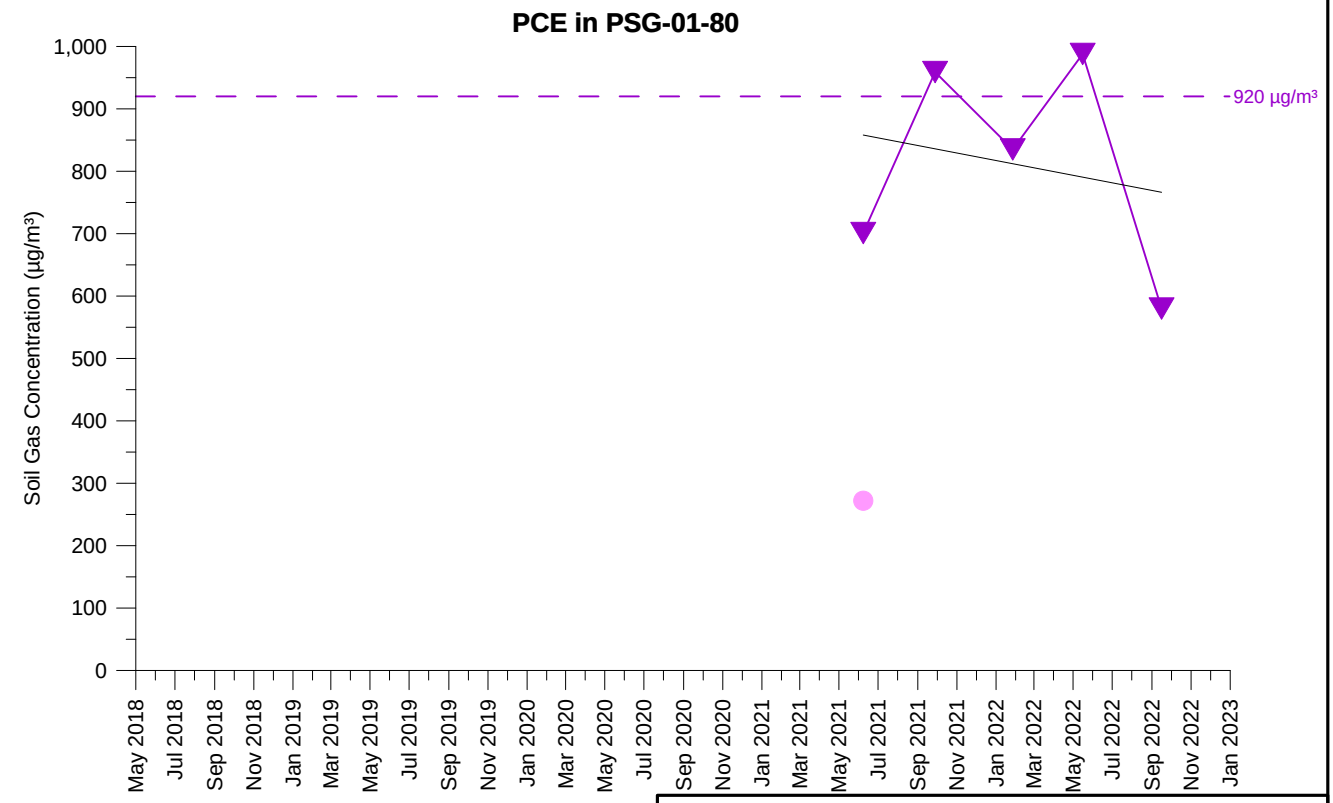

TCE Concentration (5 feet)
TCE Concentration (13 feet)
PCE Concentration (5 feet)
PCE Concentration (13 feet)

Open symbol denotes non-detect value

PSG-01-80
TCE AND PCE SOIL GAS CONCENTRATIONS OVER TIME
PARCEL 1
Former Ford Aeronutronic Property
Newport Beach, California

wsp	By: DMO	Proj. No. 8620397107.1.1G
	Date: 2/2/2023	Figure **H-1-216**

C:\Users\dave.oshea\Wood PLC\Bay Area Graphics - Documents\FordNB\fnb\1.1H\22_1117_gr\app_H1\psg_H-1-216_PSG-01-80.grf

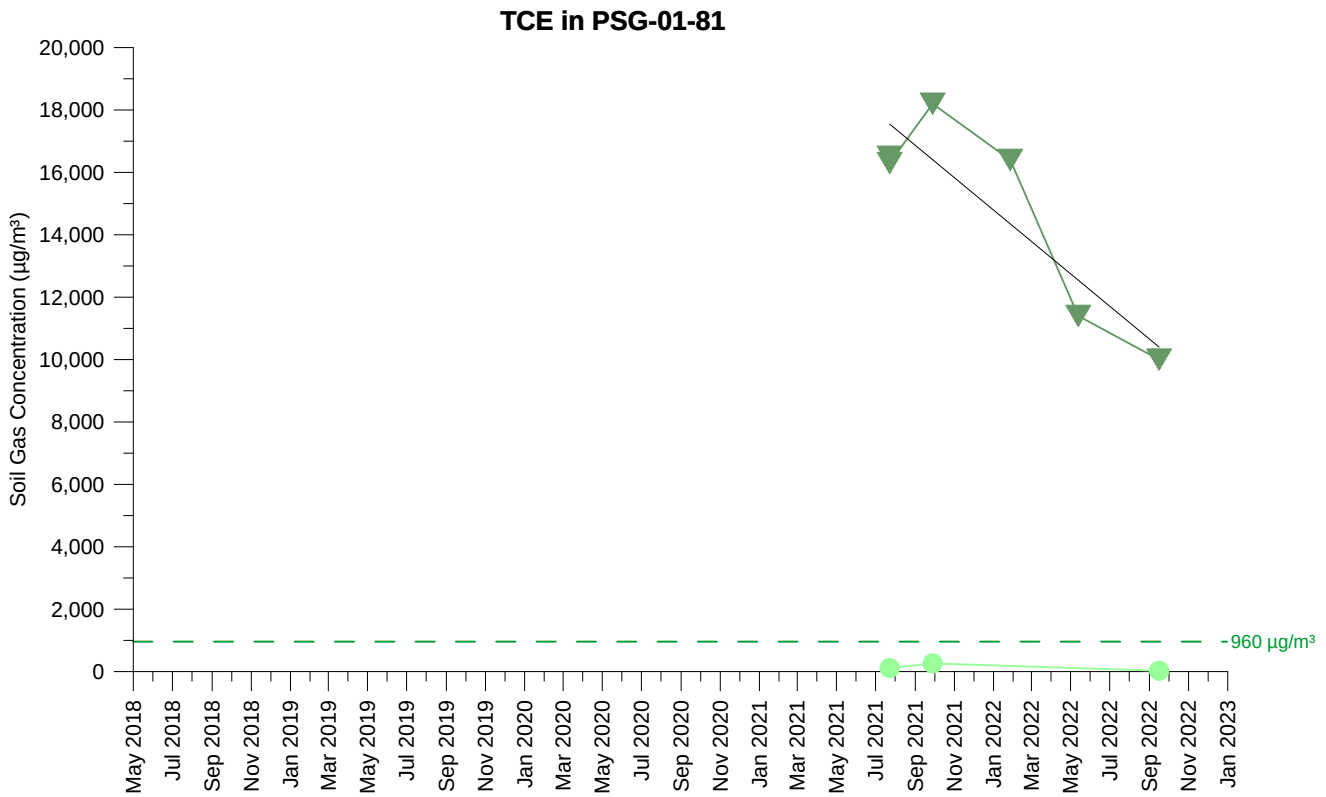

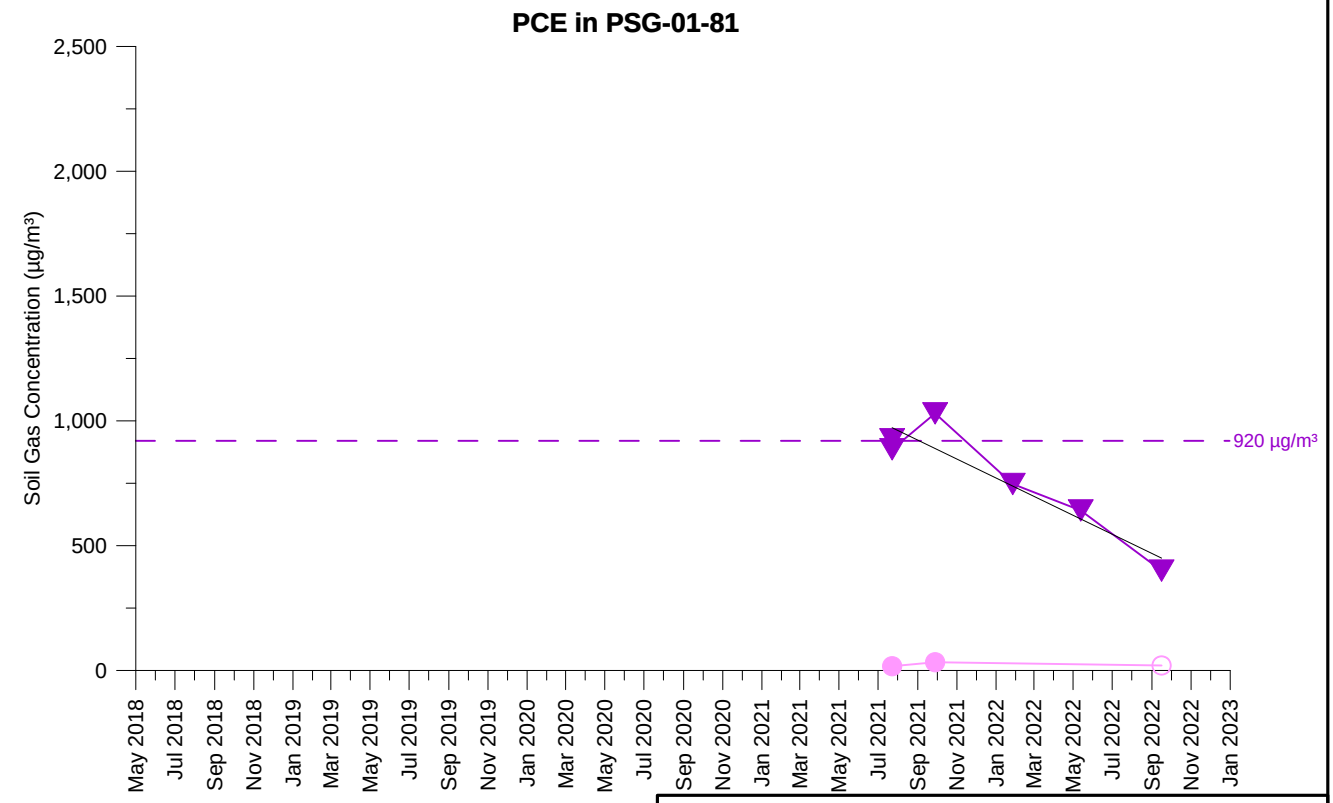

TCE Concentration (5 feet)
TCE Concentration (14 feet)
PCE Concentration (5 feet)
PCE Concentration (14 feet)

Open symbol denotes non-detect value

PSG-01-81
TCE AND PCE SOIL GAS CONCENTRATIONS OVER TIME
PARCEL 1
Former Ford Aeronutronic Property
Newport Beach, California

wsp	By: DMO	Proj. No. 8620397107.1.1G
	Date: 2/2/2023	Figure **H-1-217**

C:\Users\dave.oshea\Wood PLC\Bay Area Graphics - Documents\FordNB\fnb\1.1H\22_1117_gr\app_H1\psg_H-1-217_PSG-01-81.grf

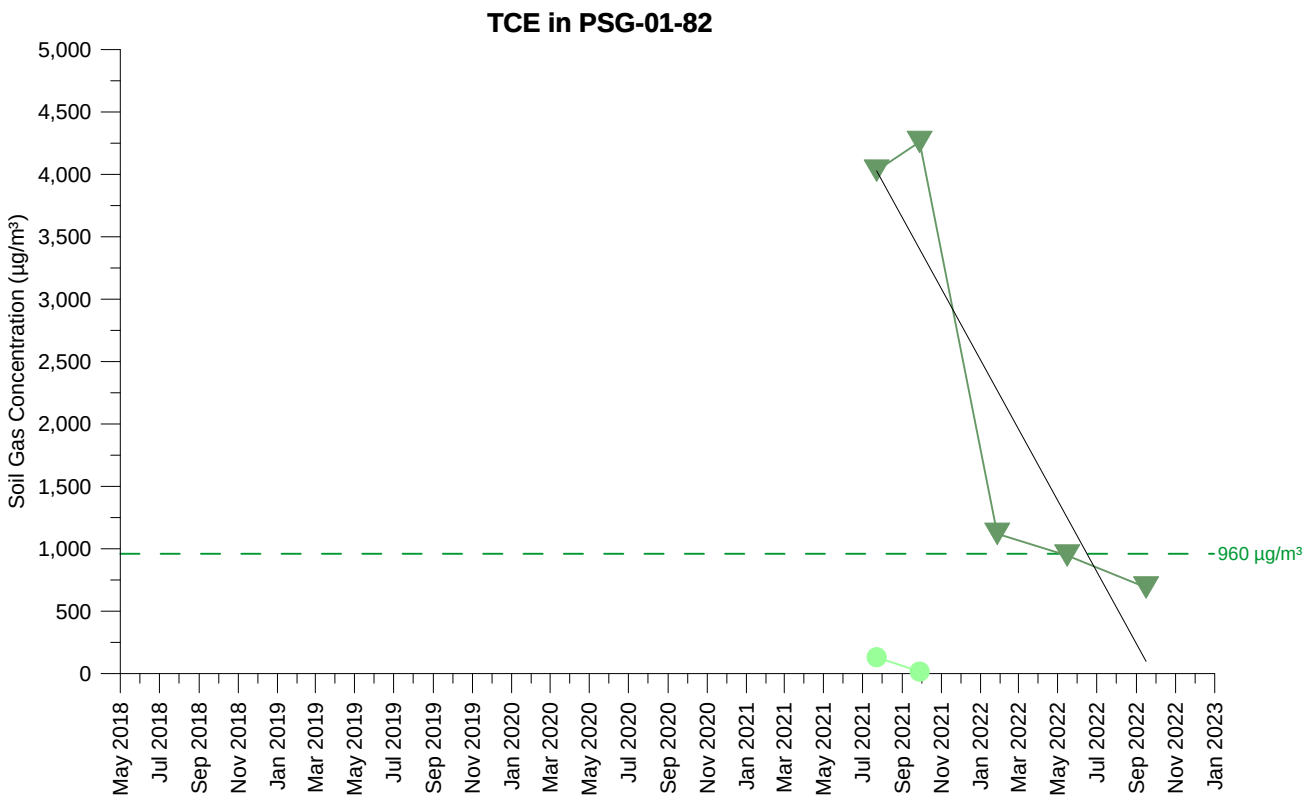

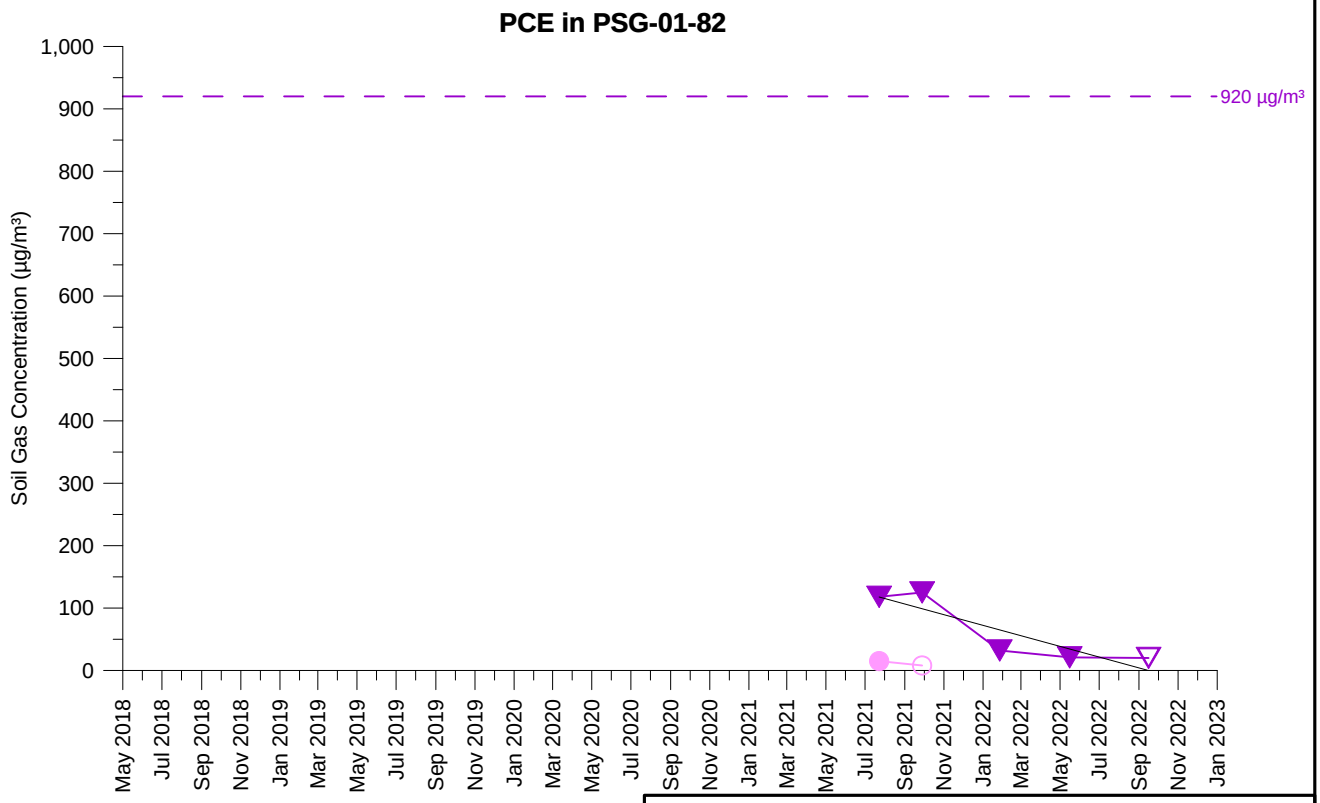

TCE Concentration (5 feet)
TCE Concentration (14 feet)
PCE Concentration (5 feet)
PCE Concentration (14 feet)

Open symbol denotes non-detect value

PSG-01-82
TCE AND PCE SOIL GAS CONCENTRATIONS OVER TIME
PARCEL 1
Former Ford Aeronutronic Property
Newport Beach, California

wsp	By: DMO	Proj. No. 8620397107.1.1G
	Date: 2/2/2023	Figure **H-1-218**

C:\Users\dave.oshea\Wood PLC\Bay Area Graphics - Documents\FordNB\fnb\1.1H\22_1117_gr\app_H1\psg_H-1-218_PSG-01-82.grf

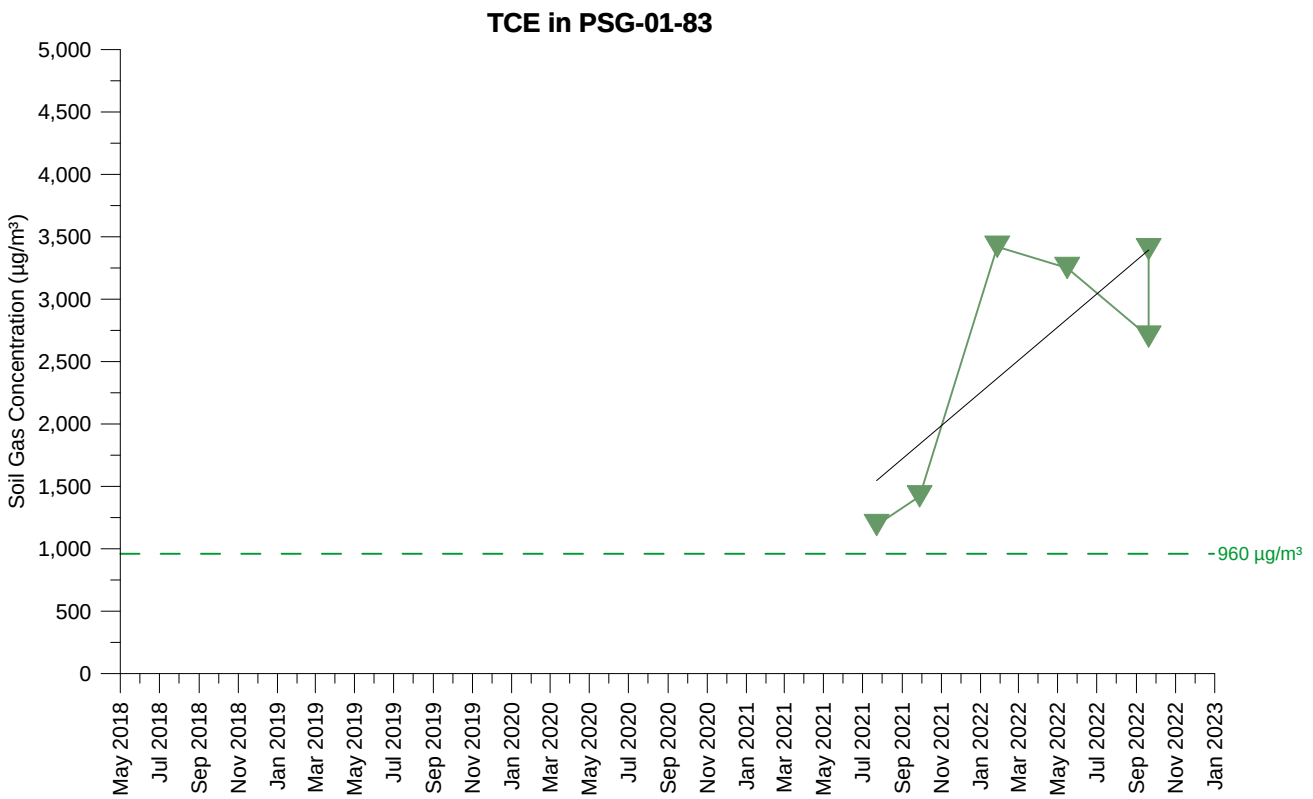

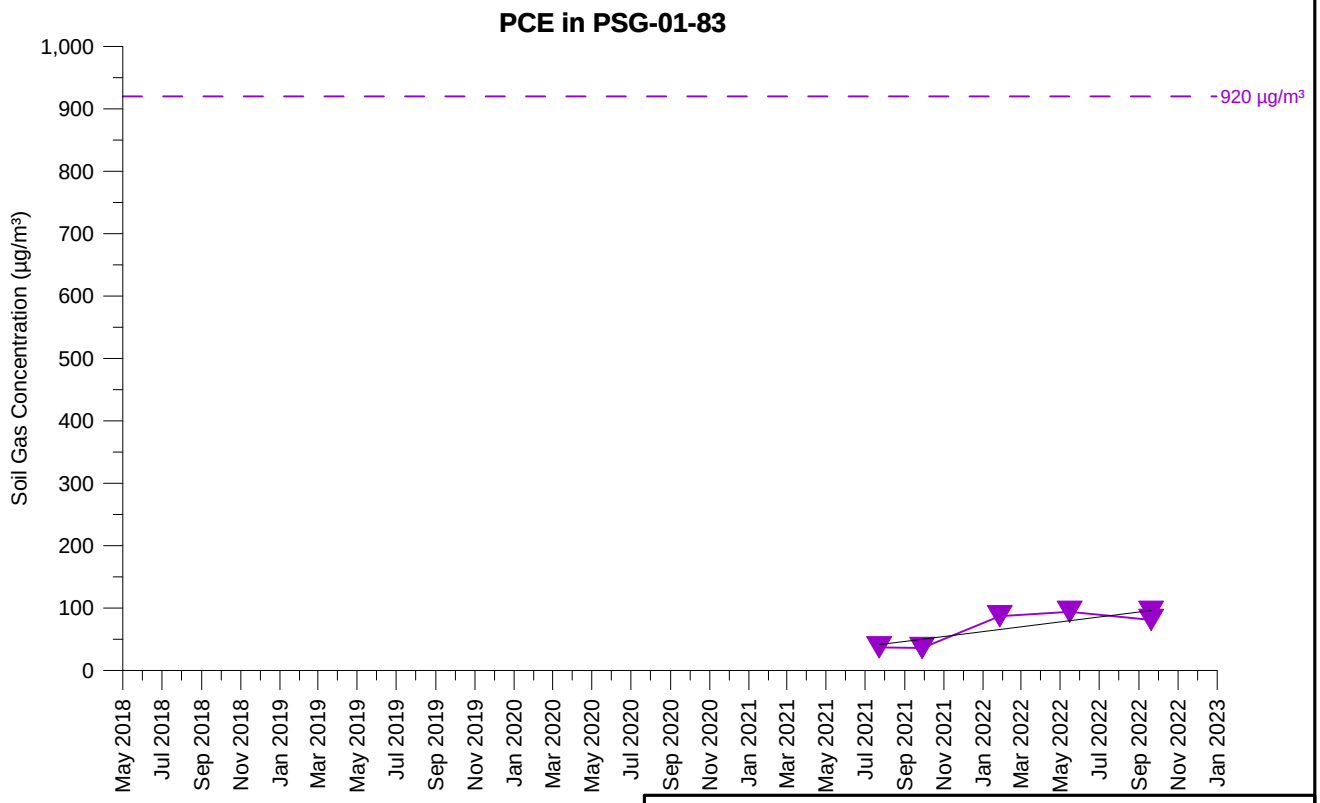

TCE Concentration (13.5 feet)

PCE Concentration (13.5 feet)

Open symbol denotes non-detect value

PSG-01-83
TCE AND PCE SOIL GAS CONCENTRATIONS OVER TIME
PARCEL 1
Former Ford Aeronutronic Property
Newport Beach, California

wsp	By: DMO	Proj. No. 8620397107.1.1G
	Date: 2/2/2023	Figure **H-1-219**

C:\Users\dave.oshea\Wood PLC\Bay Area Graphics - Documents\FordNB\fnb\1.1H\22_1117_gr\app_H1\psg_H-1-219_PSG-01-83.grf

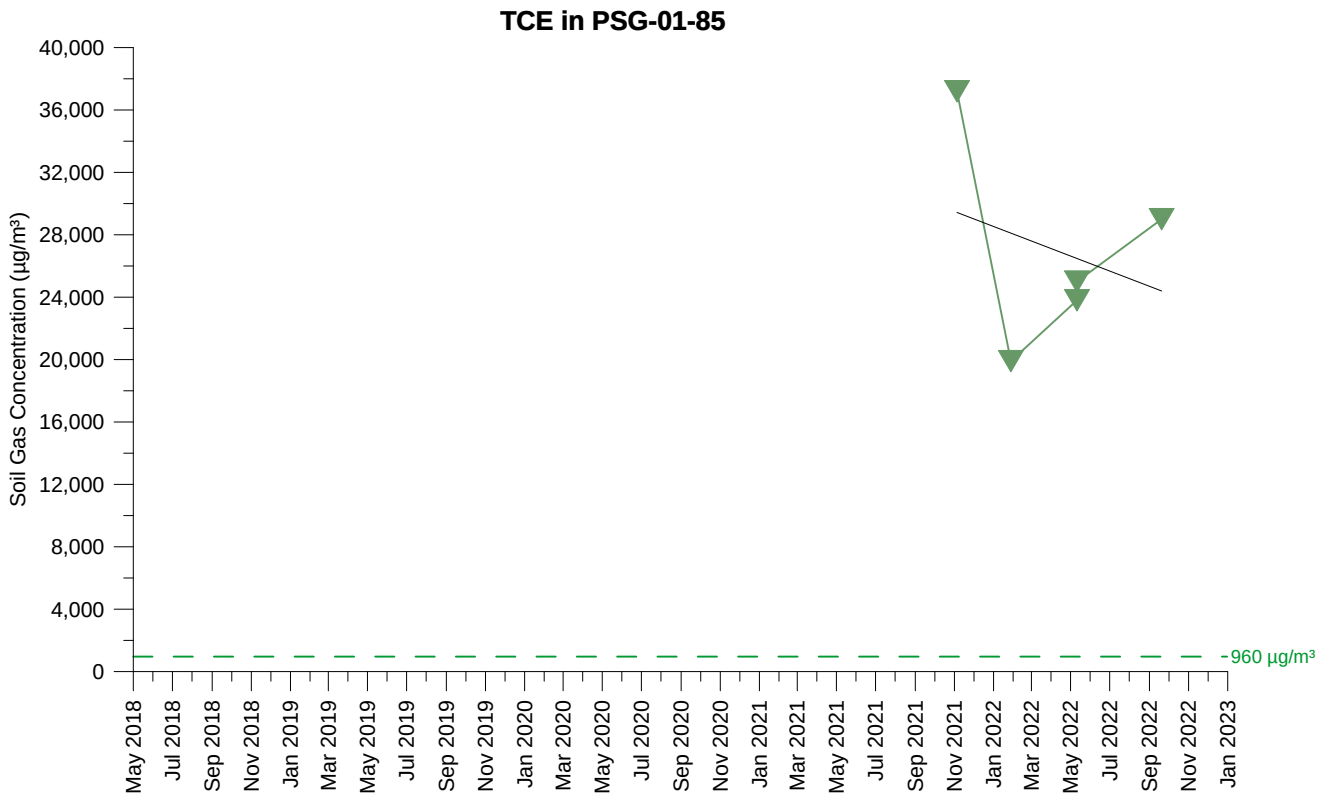

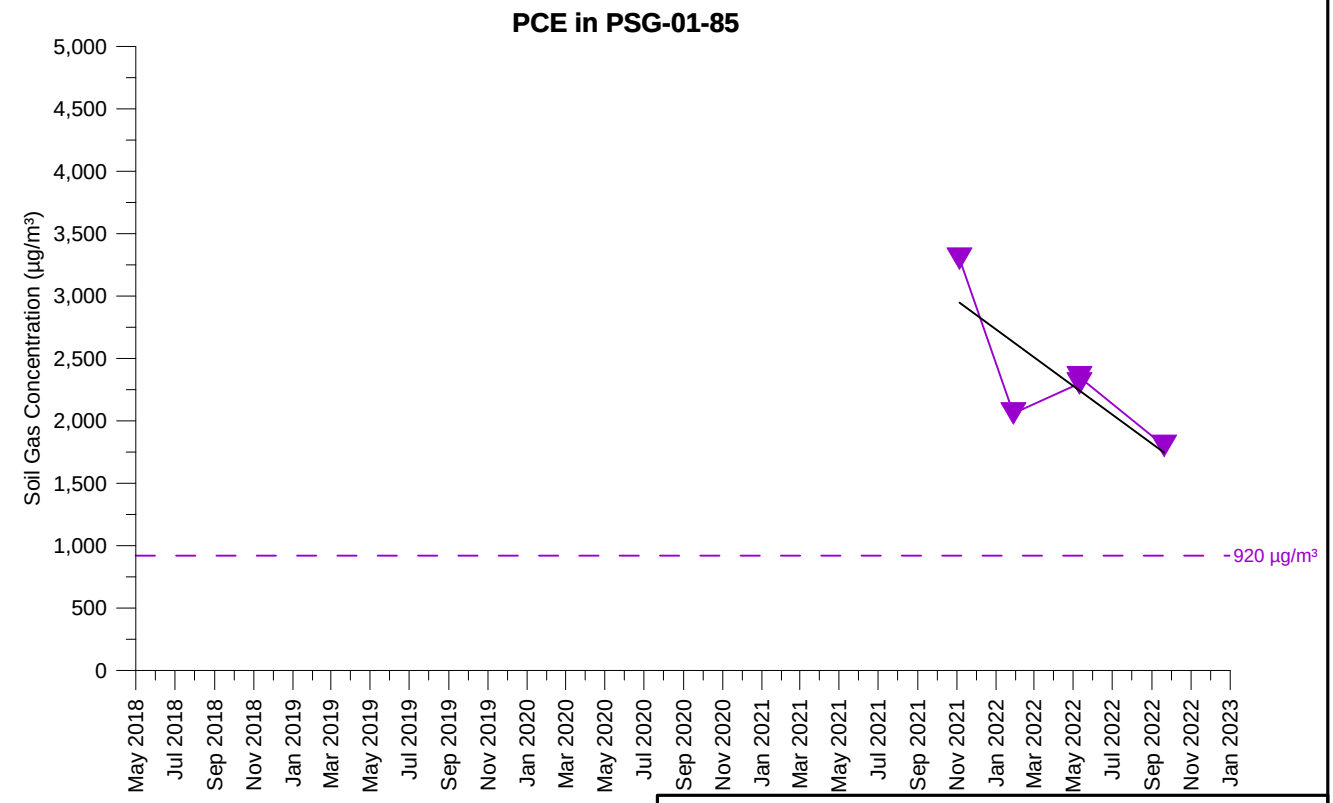

TCE Concentration (12 feet)

PCE Concentration (12 feet)

Open symbol denotes non-detect value

PSG-01-85
TCE AND PCE SOIL GAS CONCENTRATIONS OVER TIME
PARCEL 1
Former Ford Aeronutronic Property
Newport Beach, California

wsp	By: DMO	Proj. No. 8620397107.1.1G
	Date: 2/2/2023	Figure **H-1-220**

C:\Users\dave.oshea\Wood PLC\Bay Area Graphics - Documents\FordNB\fnb\1.1H\22_1117_gr\app_H1\psg_H-1-220_PSG-01-85.grf

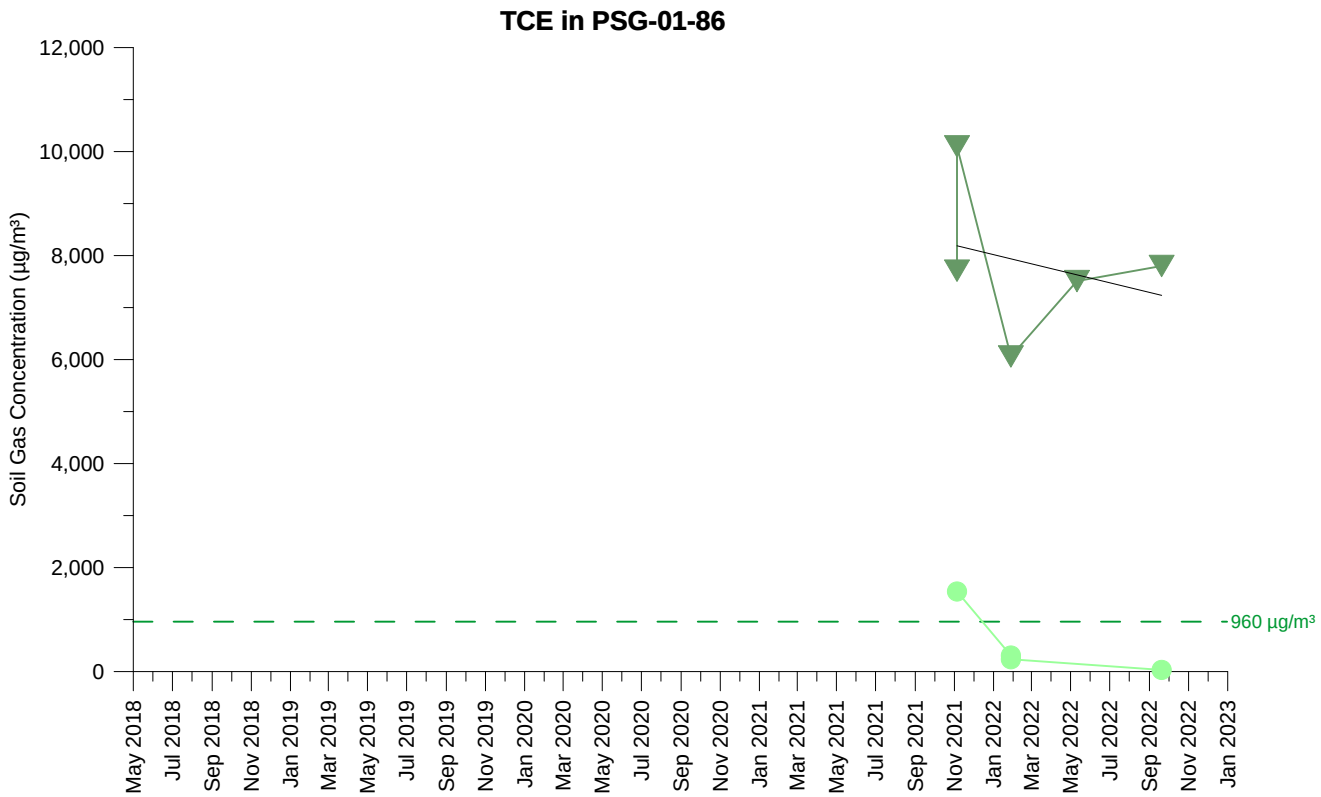

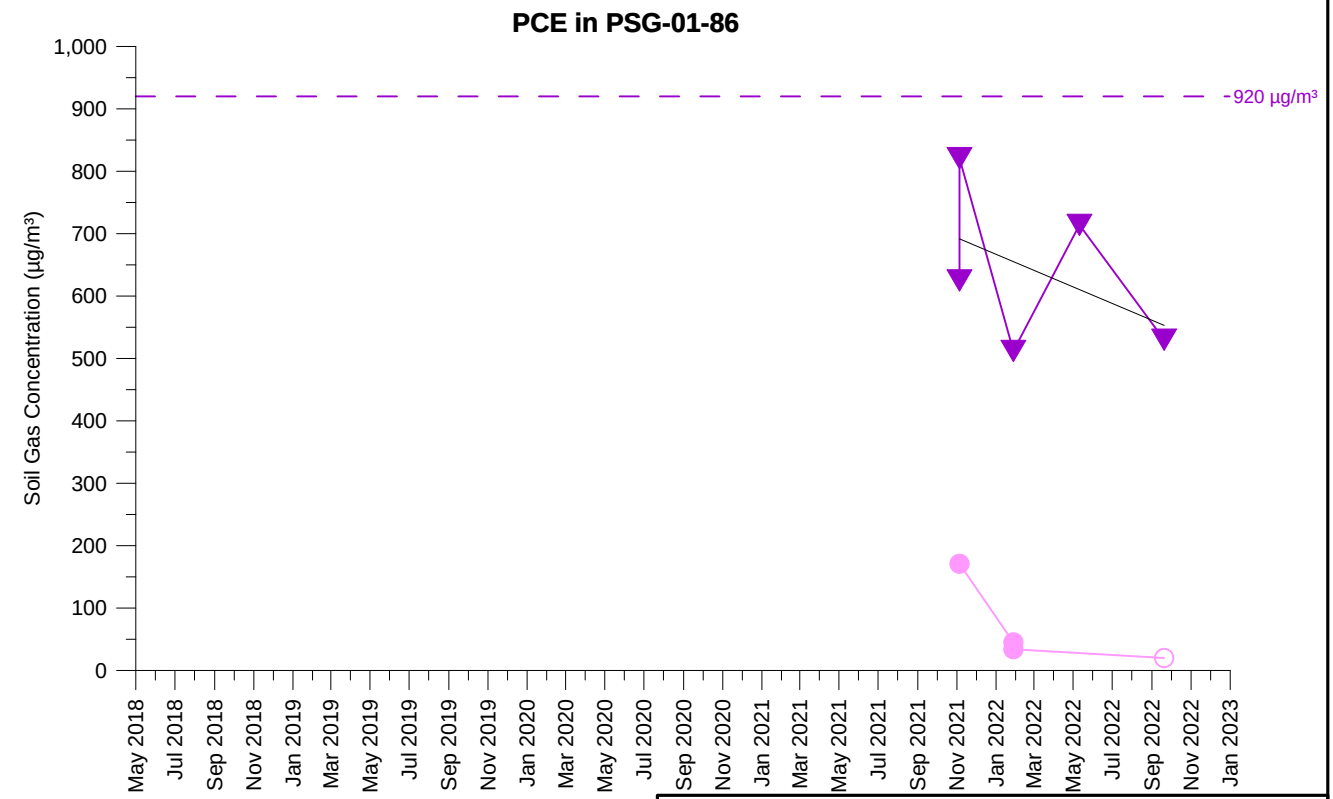

TCE Concentration (5 feet)
TCE Concentration (13 feet)
PCE Concentration (5 feet)
PCE Concentration (13 feet)

Open symbol denotes non-detect value

PSG-01-86
TCE AND PCE SOIL GAS CONCENTRATIONS OVER TIME
PARCEL 1
Former Ford Aeronutronic Property
Newport Beach, California

wsp	By: DMO	Proj. No. 8620397107.1.1G
	Date: 2/2/2023	Figure **H-1-221**

C:\Users\dave.oshea\Wood PLC\Bay Area Graphics - Documents\FordNB\fnb\1.1H\22_1117_gr\app_H1\psg_H-1-221_PSG-01-86.grf

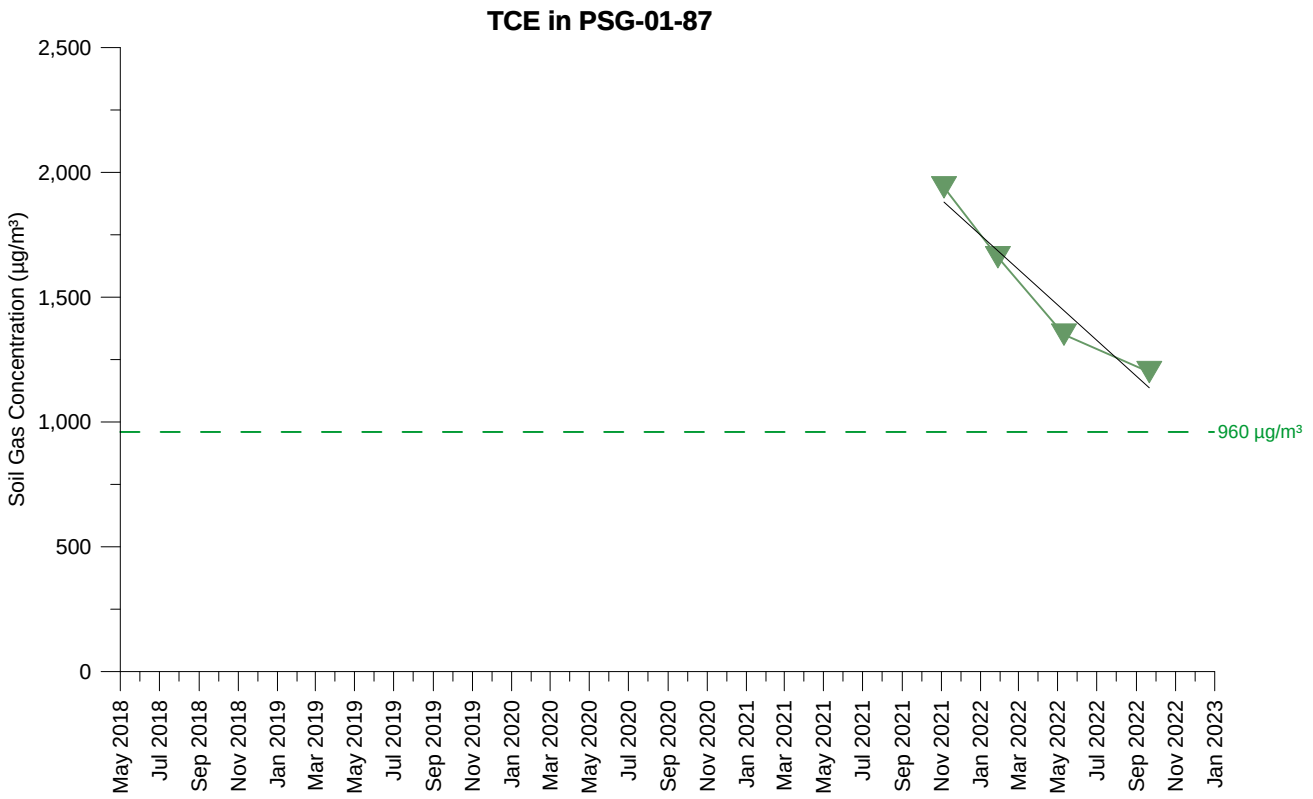

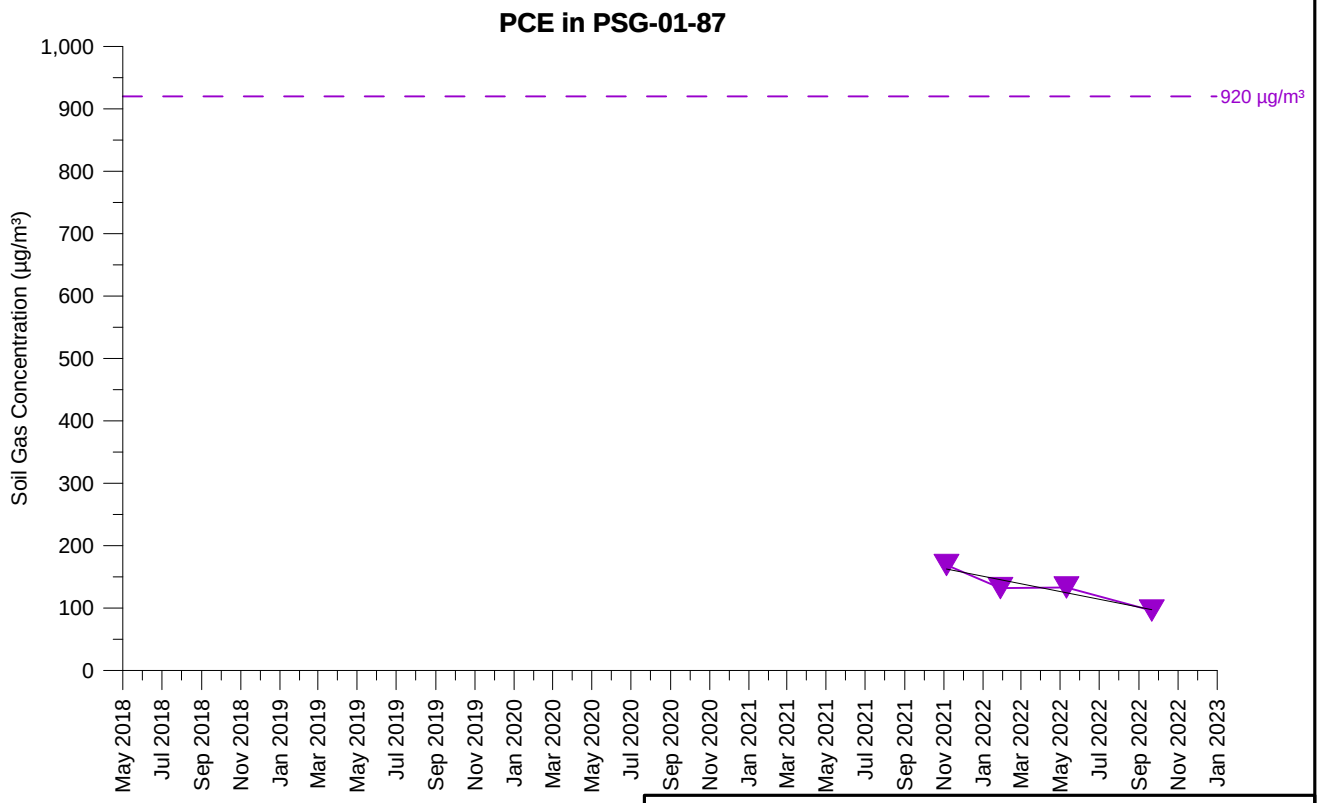

TCE Concentration (13 feet)

PCE Concentration (13 feet)

Open symbol denotes non-detect value

PSG-01-87
TCE AND PCE SOIL GAS CONCENTRATIONS OVER TIME
PARCEL 1
Former Ford Aeronutronic Property
Newport Beach, California

wsp	By: DMO	Proj. No. 8620397107.1.1G
	Date: 2/2/2023	Figure **H-1-222**

C:\Users\dave.oshea\Wood PLC\Bay Area Graphics - Documents\FordNB\fnb\1.1H\22_1117_gr\app_H1\psg_H-1-222_PSG-01-87.grf

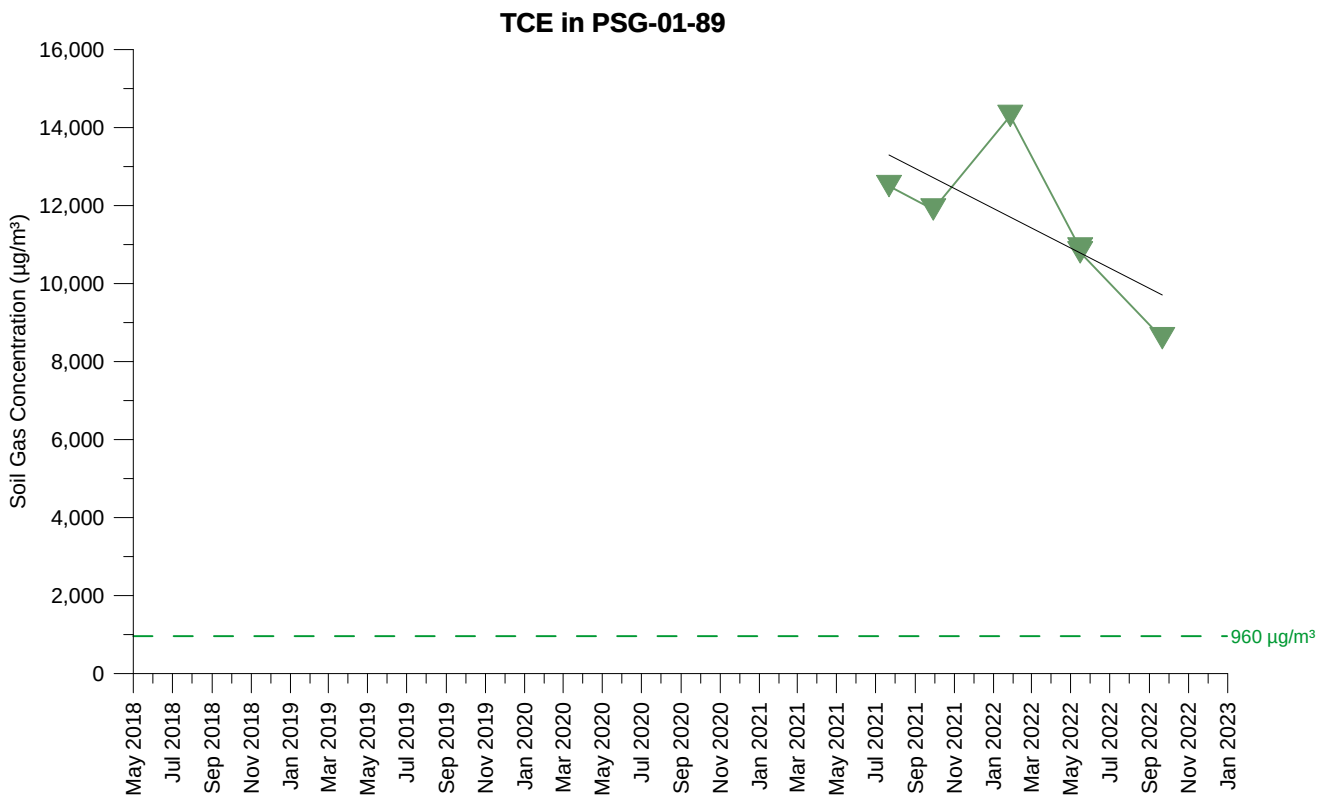

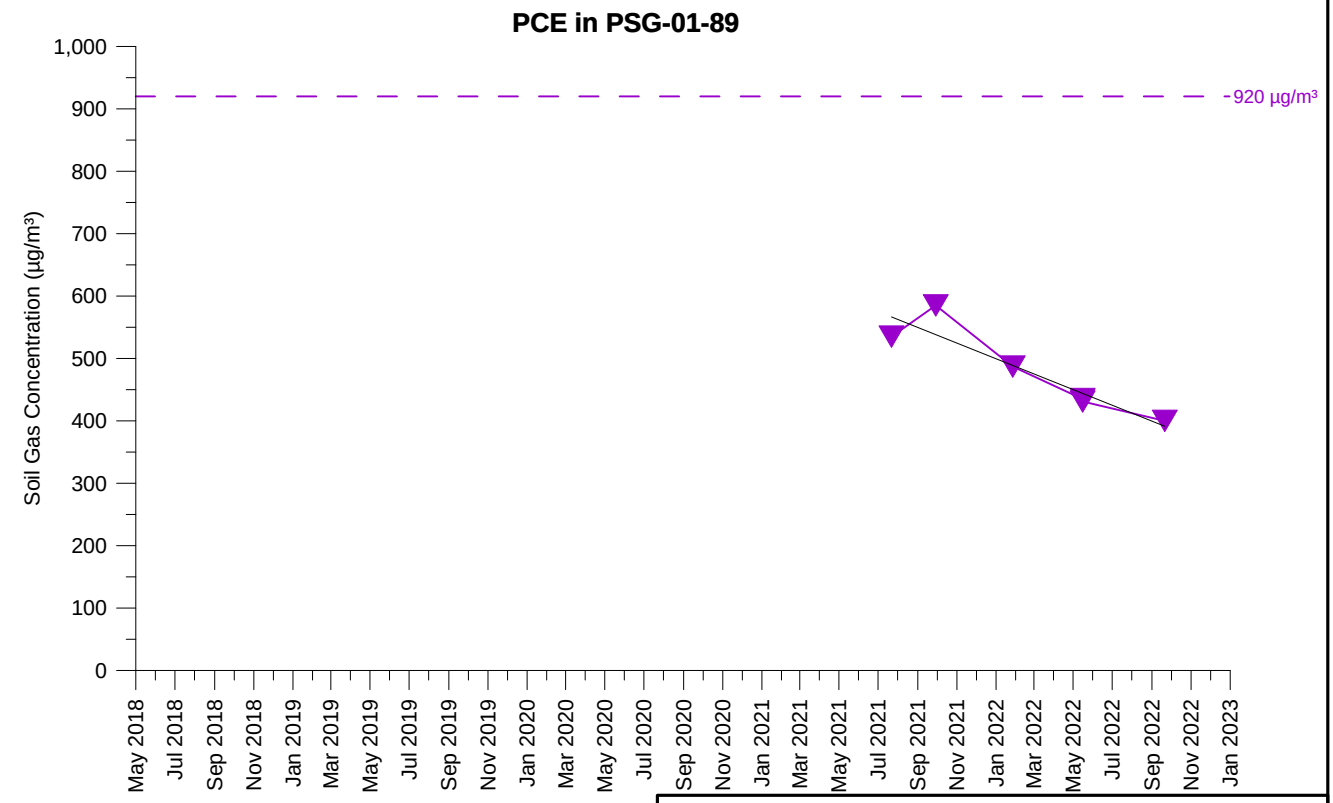

TCE Concentration (12.5 feet)

PCE Concentration (12.5 feet)

Open symbol denotes non-detect value

PSG-01-89
TCE AND PCE SOIL GAS CONCENTRATIONS OVER TIME
PARCEL 1
Former Ford Aeronutronic Property
Newport Beach, California

wsp	By: DMO	Proj. No. 8620397107.1.1G
	Date: 2/2/2023	Figure **H-1-223**

C:\Users\dave.oshea\Wood PLC\Bay Area Graphics - Documents\FordNB\fnb\1.1H\22_1117_gr\app_H1\psg_H-1-223_PSG-01-89.grf

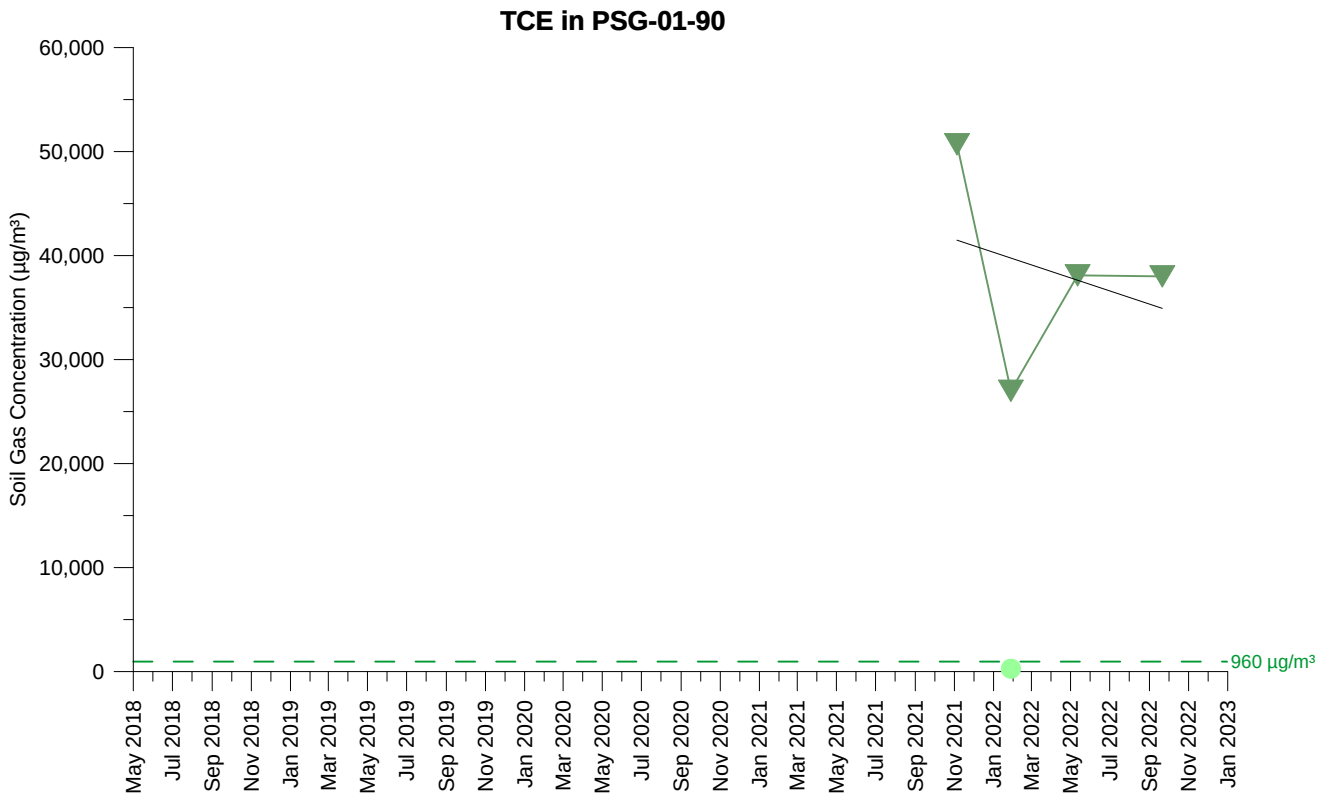

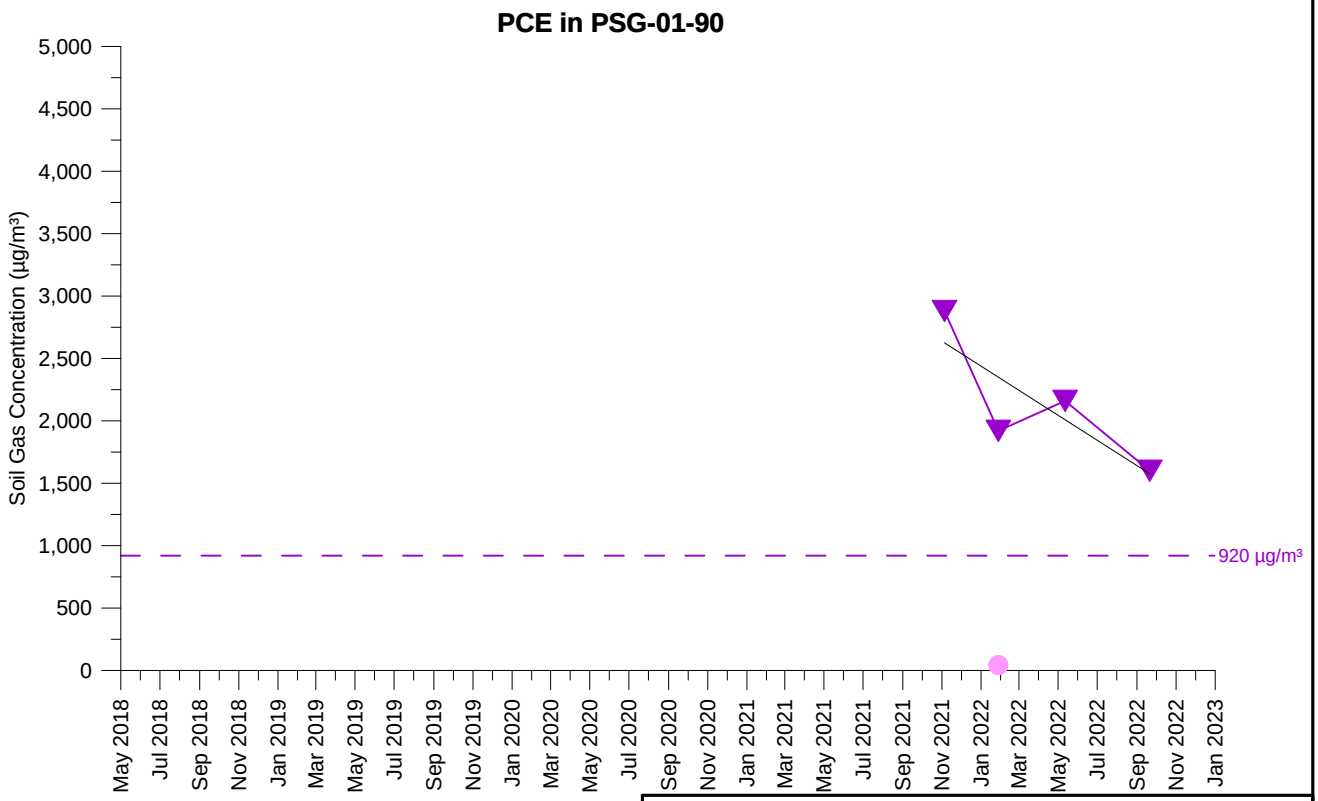

TCE Concentration (5 feet)
TCE Concentration (12 feet)
PCE Concentration (5 feet)
PCE Concentration (12 feet)

Open symbol denotes non-detect value

PSG-01-90
TCE AND PCE SOIL GAS CONCENTRATIONS OVER TIME
PARCEL 1
Former Ford Aeronutronic Property
Newport Beach, California

wsp	By: DMO	Proj. No. 8620397107.1.1G
	Date: 2/2/2023	Figure **H-1-224**

C:\Users\dave.oshea\Wood PLC\Bay Area Graphics - Documents\FordNB\fnb\1.1H\22_1117_gr\app_H1\psg_H-1-224_PSG-01-90.grf

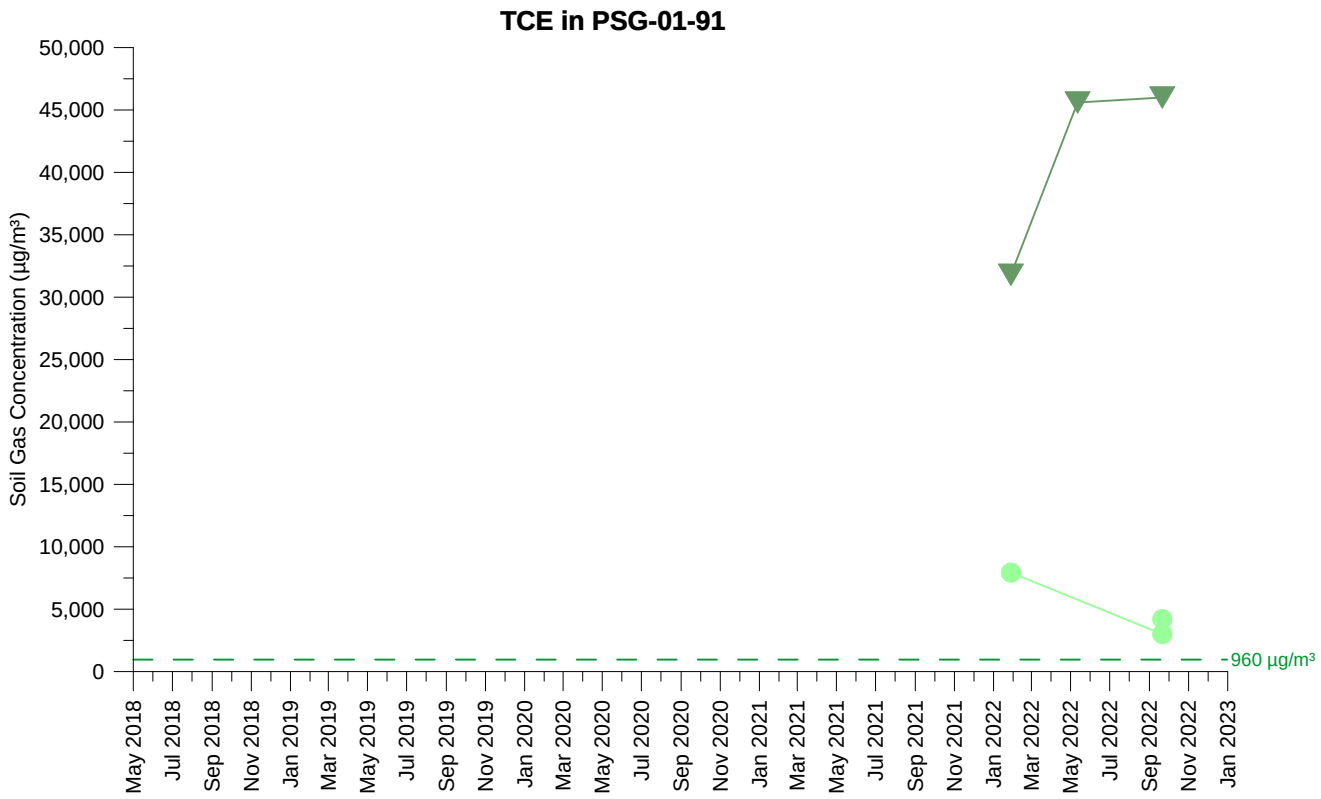

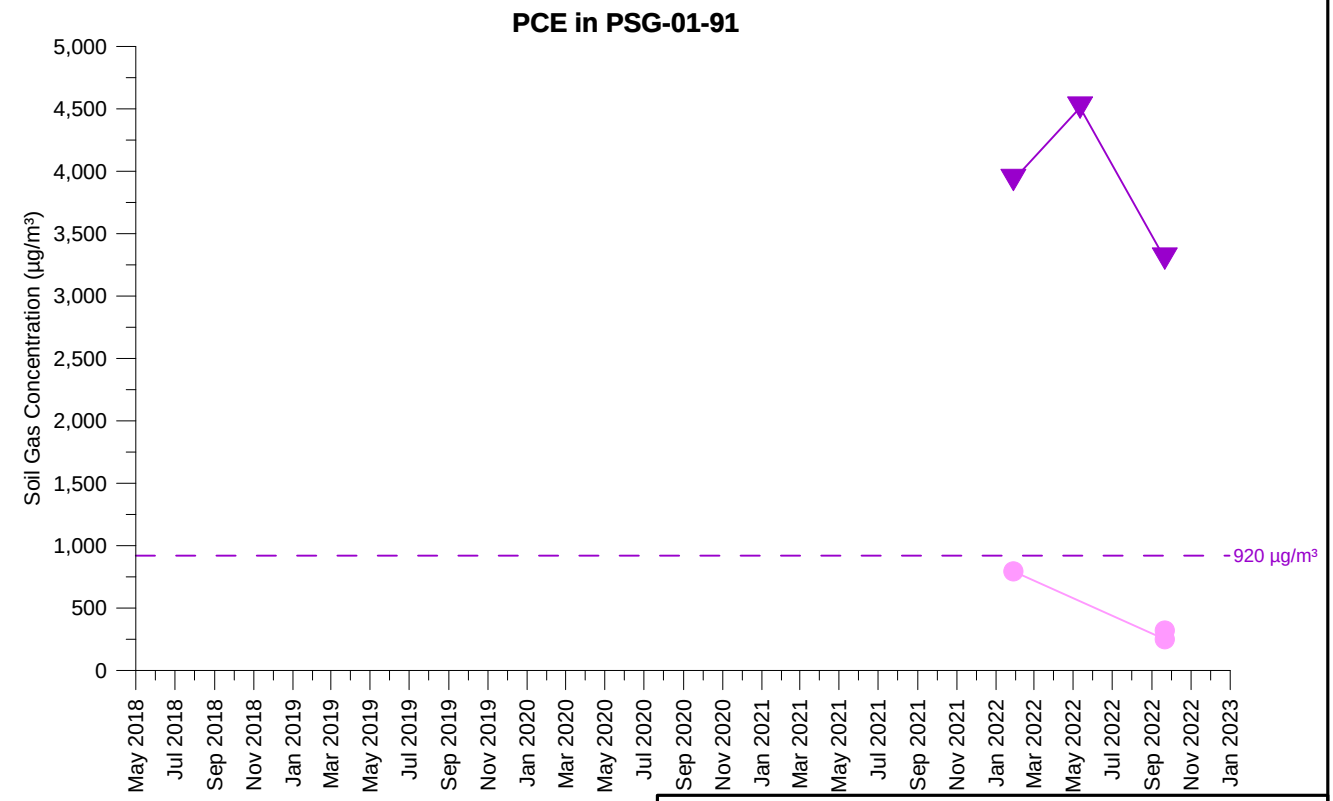

TCE Concentration (5 feet)
TCE Concentration (12 feet)
PCE Concentration (5 feet)
PCE Concentration (12 feet)

Open symbol denotes non-detect value

PSG-01-91
TCE AND PCE SOIL GAS CONCENTRATIONS OVER TIME
PARCEL 1
Former Ford Aeronutronic Property
Newport Beach, California

wsp	By: DMO	Proj. No. 8620397107.1.1G
	Date: 2/2/2023	Figure **H-1-225**

C:\Users\dave.oshea\Wood PLC\Bay Area Graphics - Documents\FordNB\fnb\1.1H\22_1117_gr\app_H1\psg_H-1-225_PSG-01-91.grf

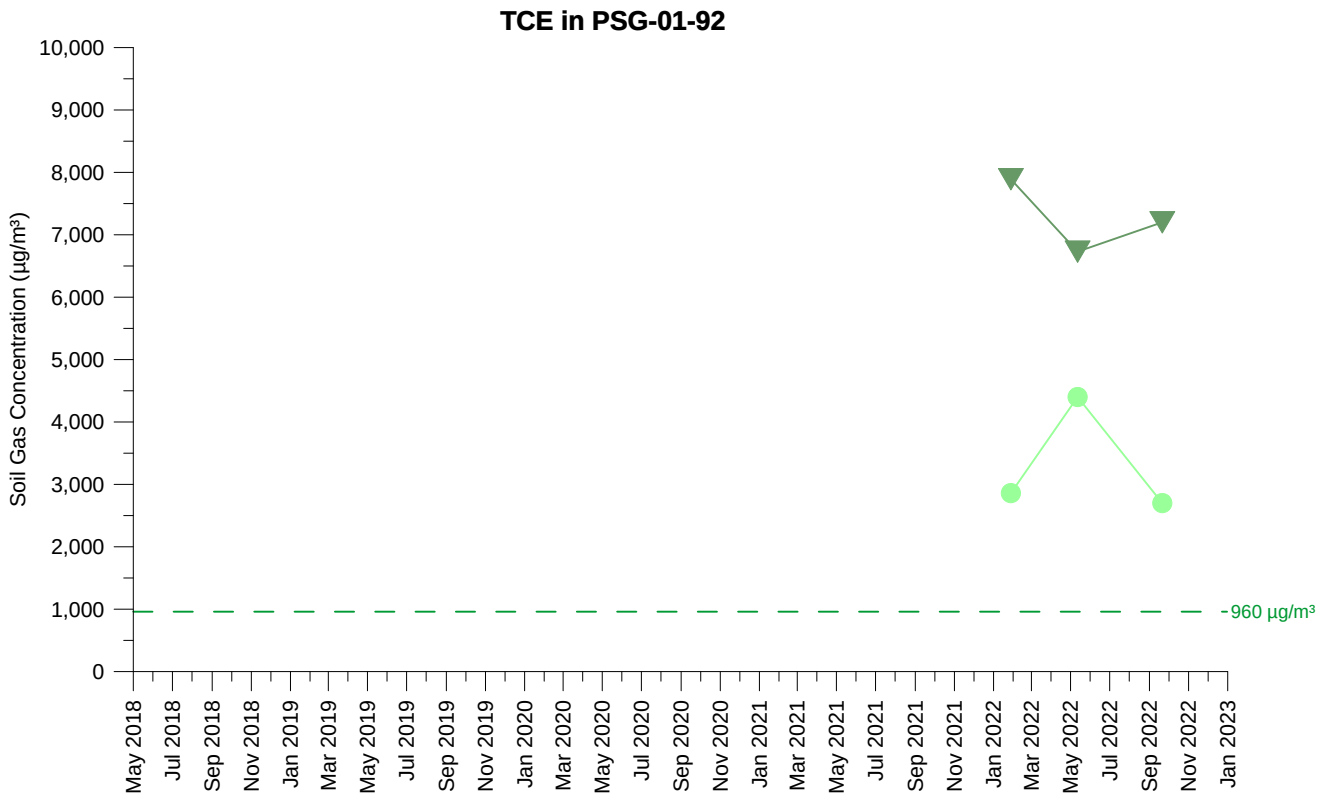

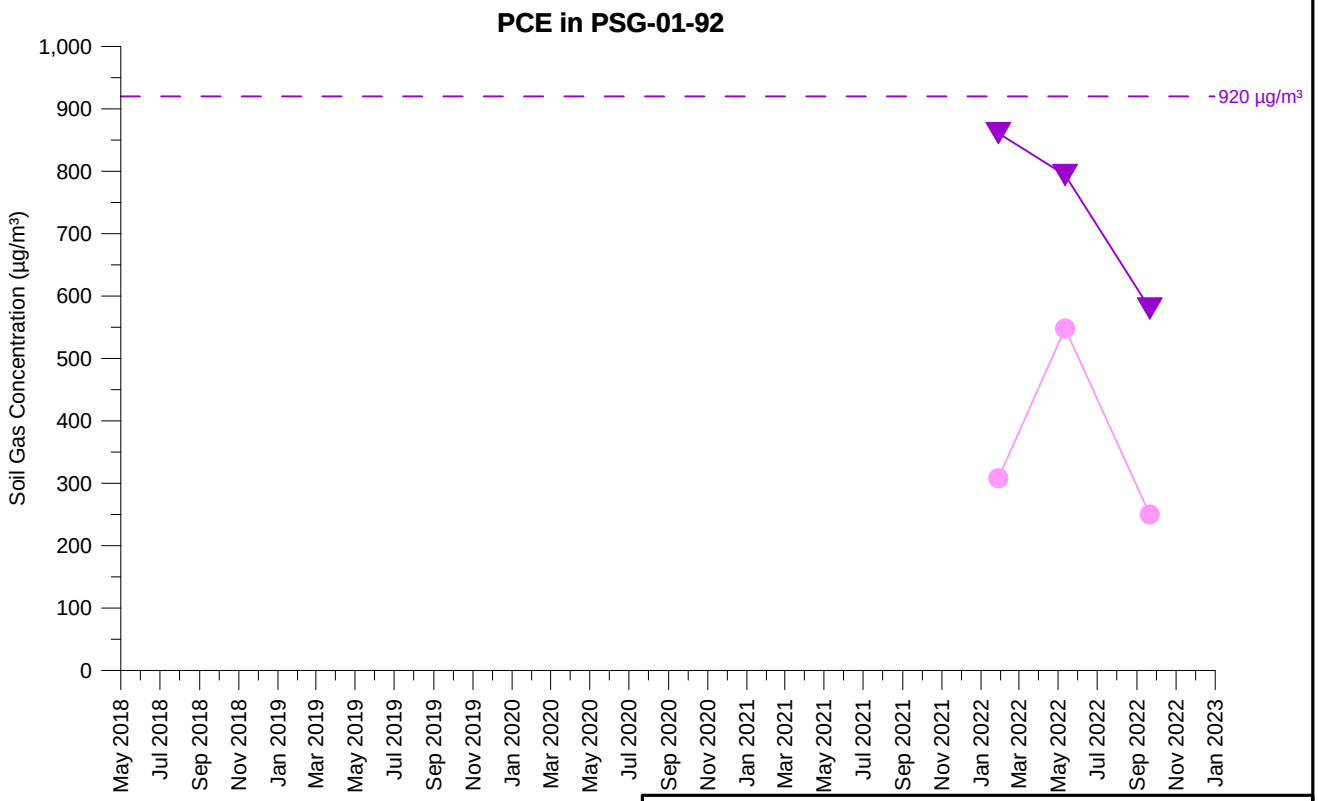

TCE Concentration (5 feet)
TCE Concentration (13.5 feet)
PCE Concentration (5 feet)
PCE Concentration (13.5 feet)

Open symbol denotes non-detect value

PSG-01-92
TCE AND PCE SOIL GAS CONCENTRATIONS OVER TIME
PARCEL 1
Former Ford Aeronutronic Property
Newport Beach, California

wsp	By: DMO	Proj. No. 8620397107.1.1G
	Date: 2/2/2023	Figure **H-1-226**

C:\Users\dave.oshea\Wood PLC\Bay Area Graphics - Documents\FordNB\fnb\1.1H\22_1117_gr\app_H1\psg_H-1-226_PSG-01-92.grf

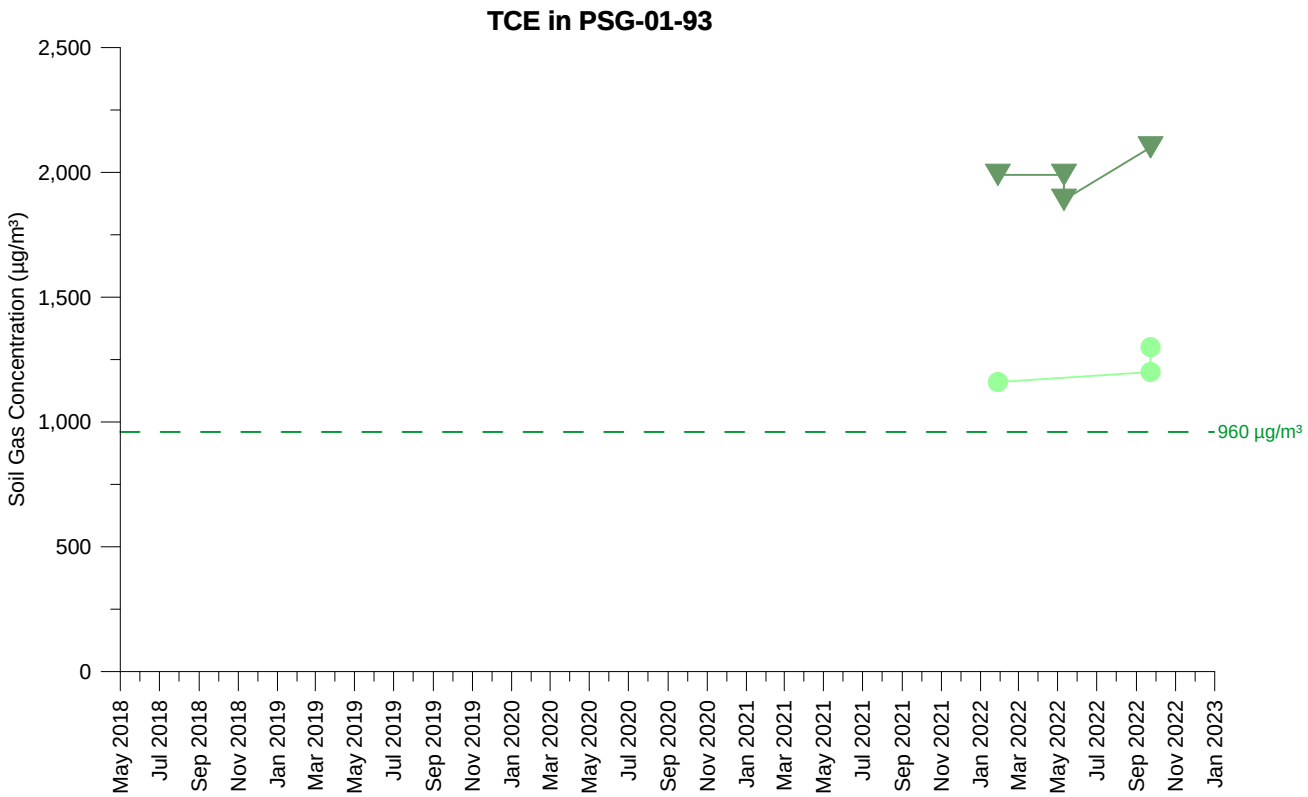

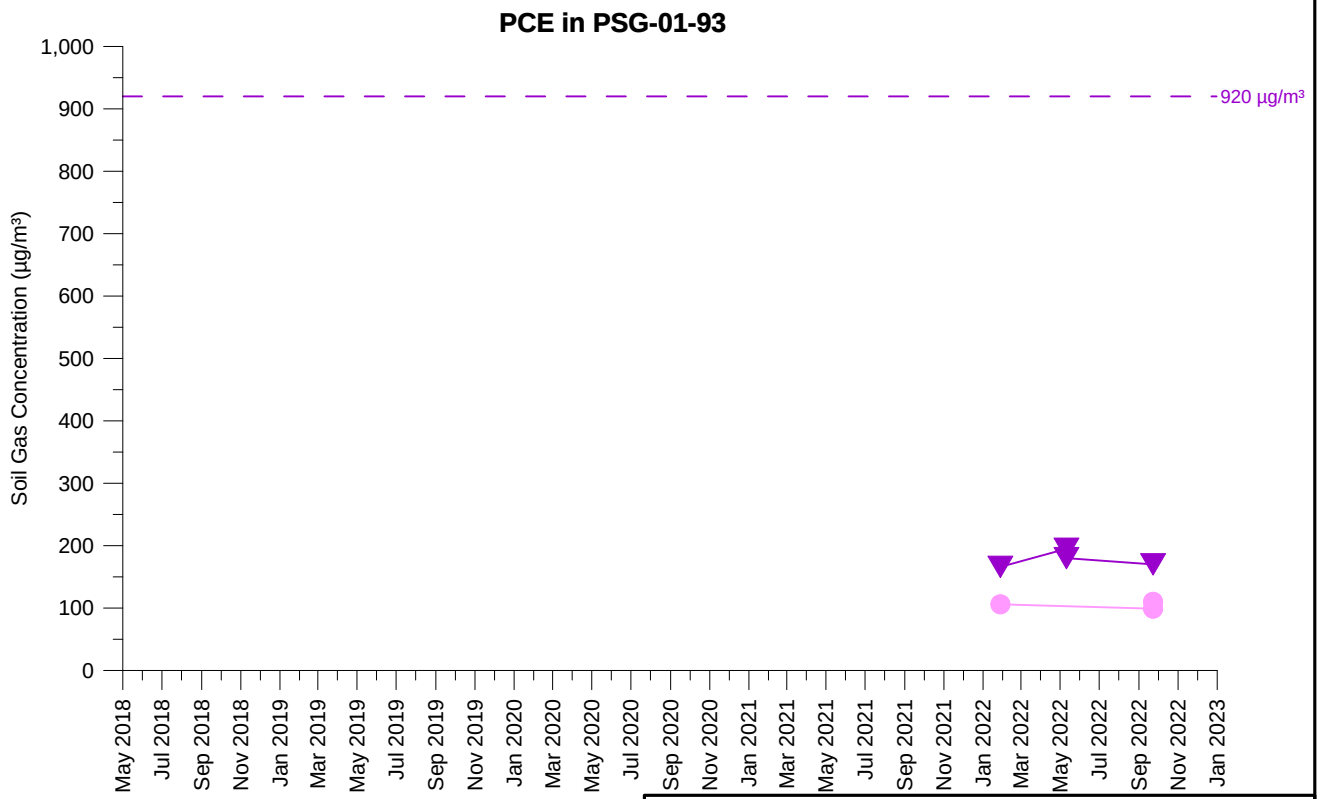

TCE Concentration (5 feet)
TCE Concentration (13.5 feet)
PCE Concentration (5 feet)
PCE Concentration (13.5 feet)

Open symbol denotes non-detect value

PSG-01-93
TCE AND PCE SOIL GAS CONCENTRATIONS OVER TIME
PARCEL 1
Former Ford Aeronutronic Property
Newport Beach, California

wsp	By: DMO	Proj. No. 8620397107.1.1G
	Date: 2/2/2023	Figure **H-1-227**

C:\Users\dave.oshea\Wood PLC\Bay Area Graphics - Documents\FordNB\fnb\1.1H\22_1117_gr\app_H1\psg_H-1-227_PSG-01-93.grf

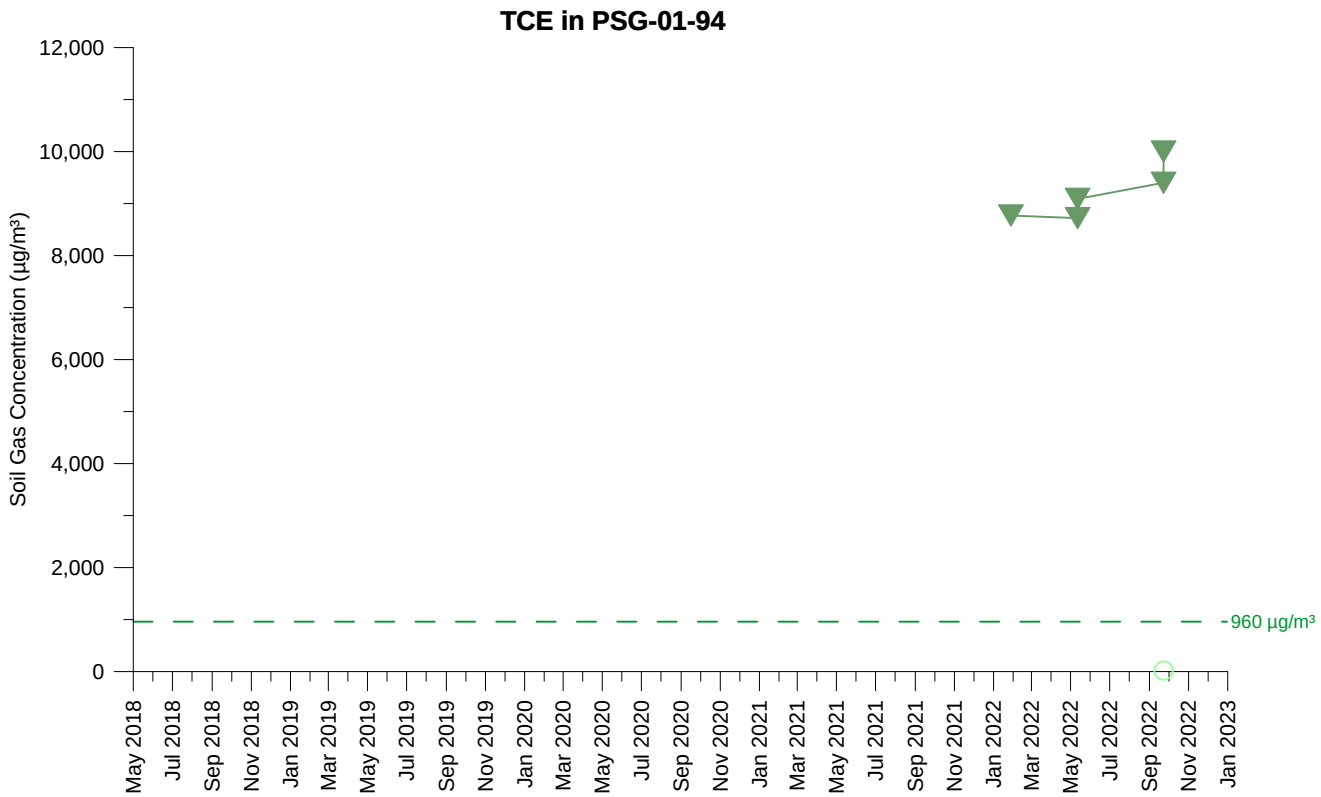

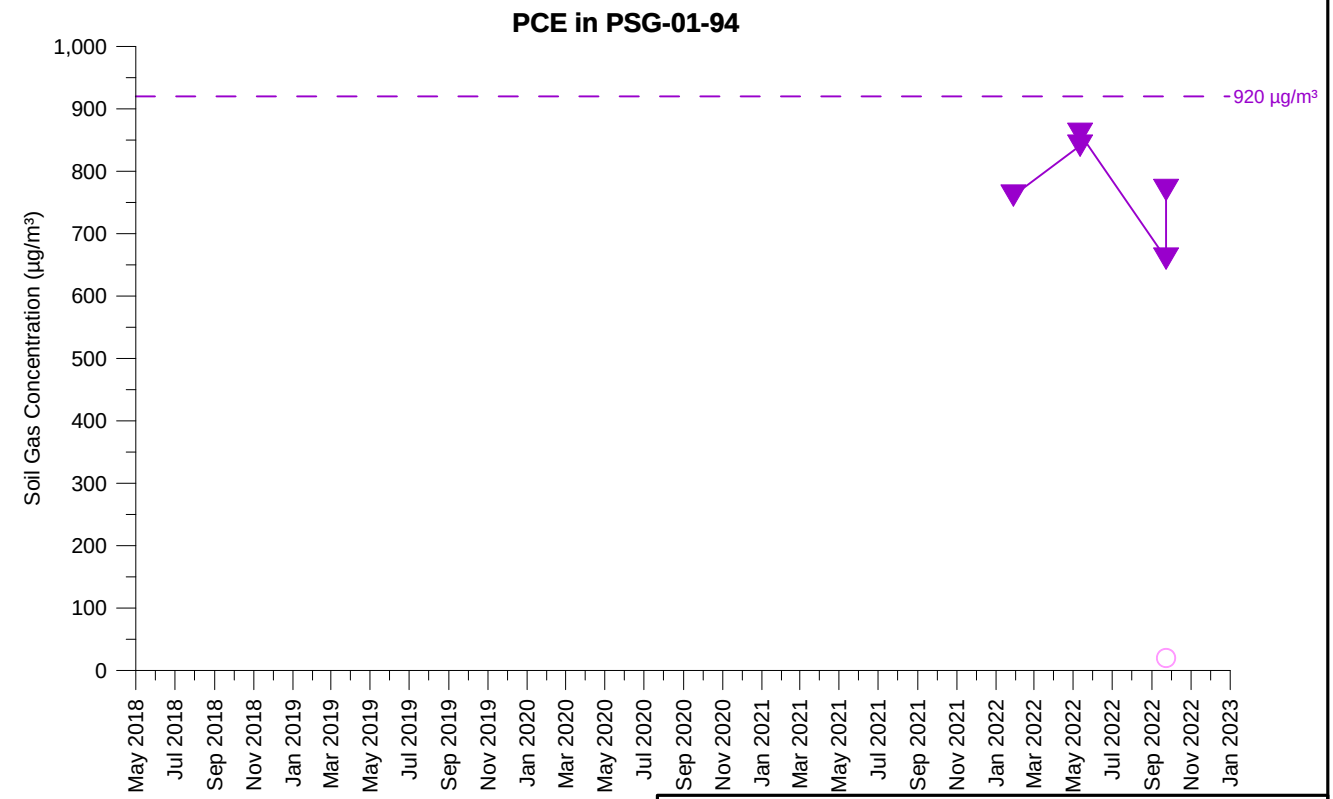

TCE Concentration (5 feet)
TCE Concentration (13 feet)
PCE Concentration (5 feet)
PCE Concentration (13 feet)

Open symbol denotes non-detect value

PSG-01-94
TCE AND PCE SOIL GAS CONCENTRATIONS OVER TIME
PARCEL 1
Former Ford Aeronutronic Property
Newport Beach, California

wsp	By: DMO	Proj. No. 8620397107.1.1G
	Date: 2/2/2023	Figure **H-1-228**

C:\Users\dave.oshea\Wood PLC\Bay Area Graphics - Documents\FordNB\fnb\1.1H\22_1117_gr\app_H1\psg_H-1-228_PSG-01-94.grf

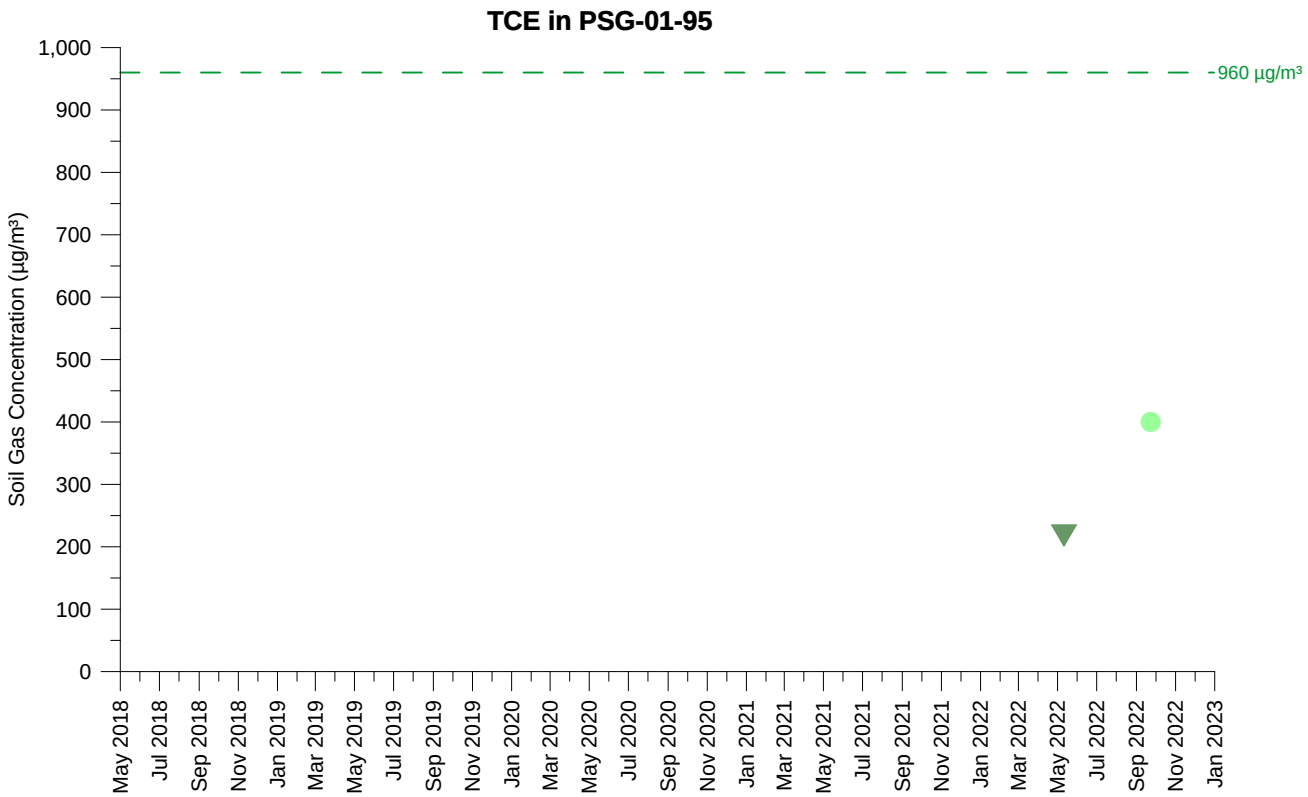

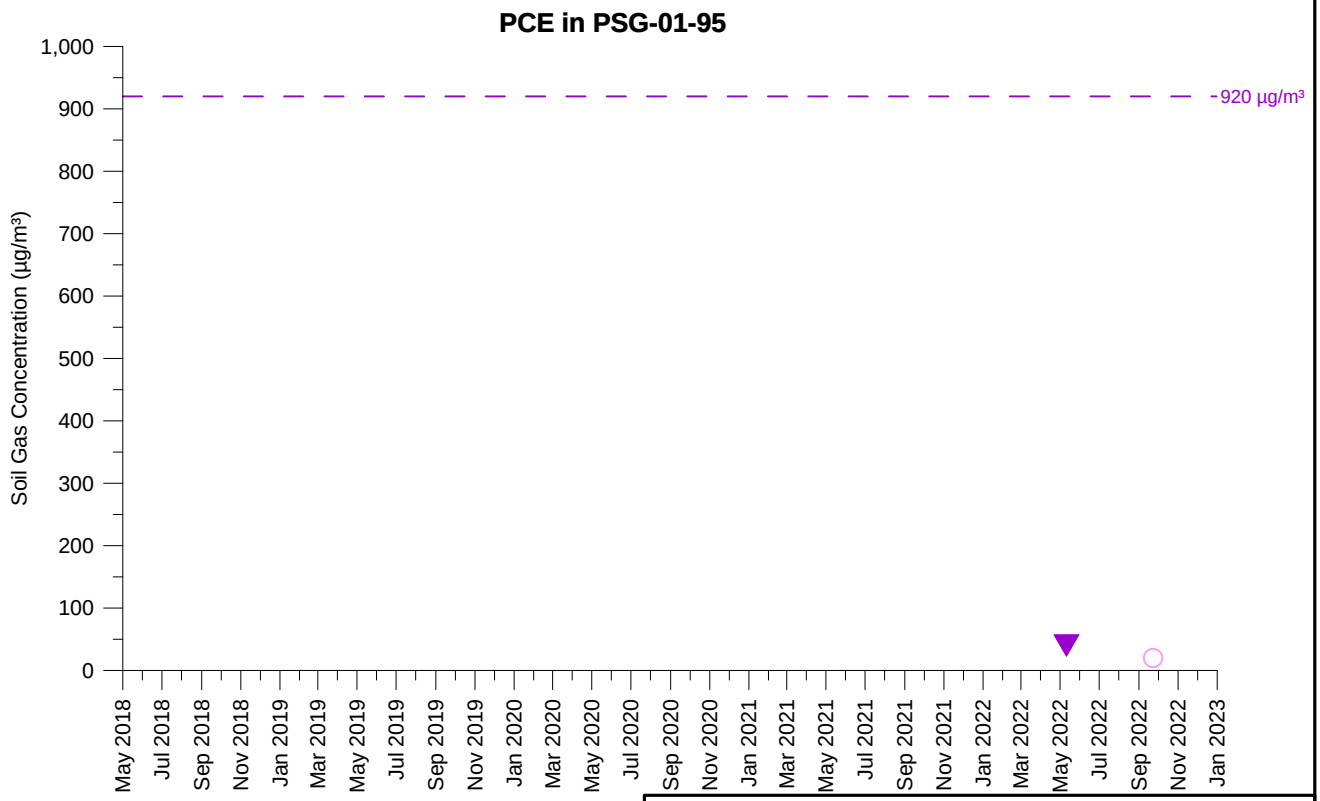

TCE Concentration (5 feet)
TCE Concentration (11.5 feet)
PCE Concentration (5 feet)
PCE Concentration (11.5 feet)

Open symbol denotes non-detect value

PSG-01-95
TCE AND PCE SOIL GAS CONCENTRATIONS OVER TIME
PARCEL 1
Former Ford Aeronutronic Property
Newport Beach, California

wsp	By: DMO	Proj. No. 8620397107.1.1G
	Date: 2/2/2023	Figure **H-1-229**

C:\Users\dave.oshea\Wood PLC\Bay Area Graphics - Documents\FordNB\fnb\1.1H\22_1117_gr\app_H1\psg_H-1-229_PSG-01-95.grf

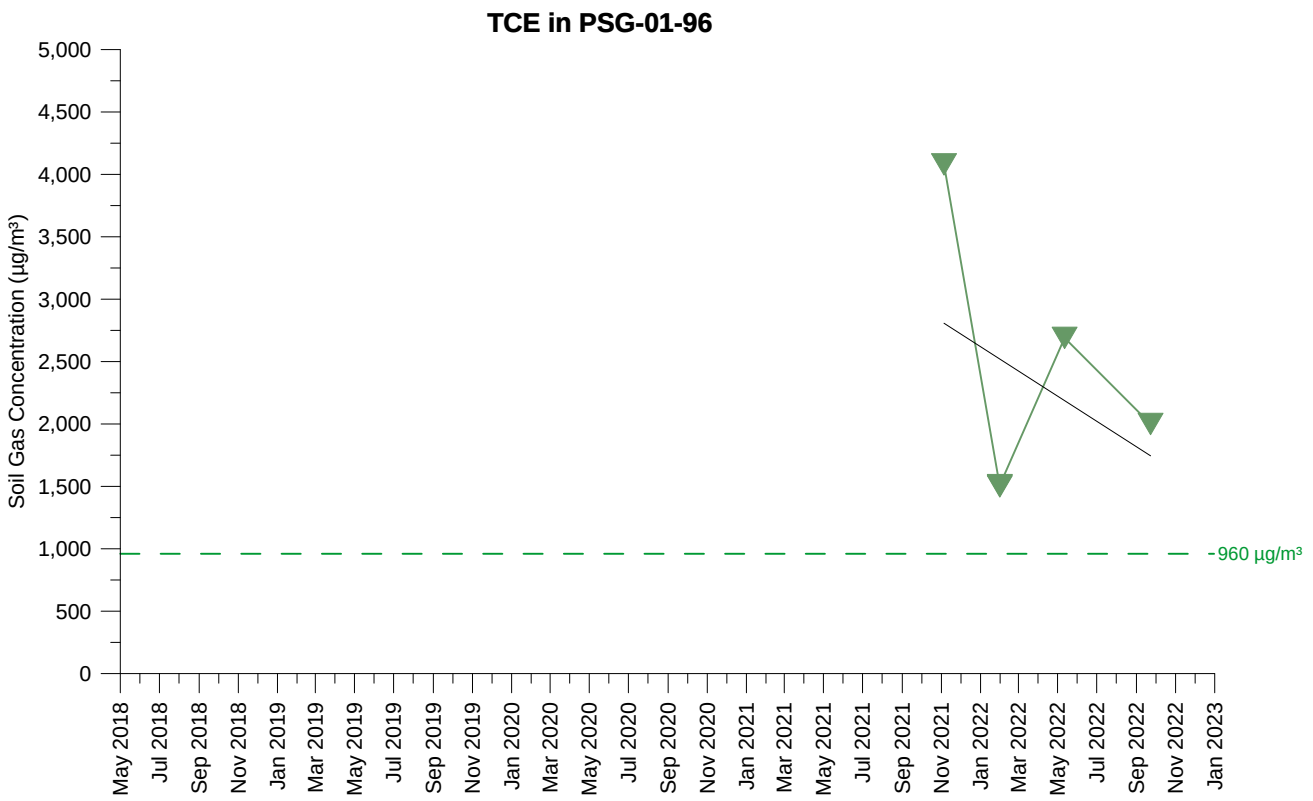

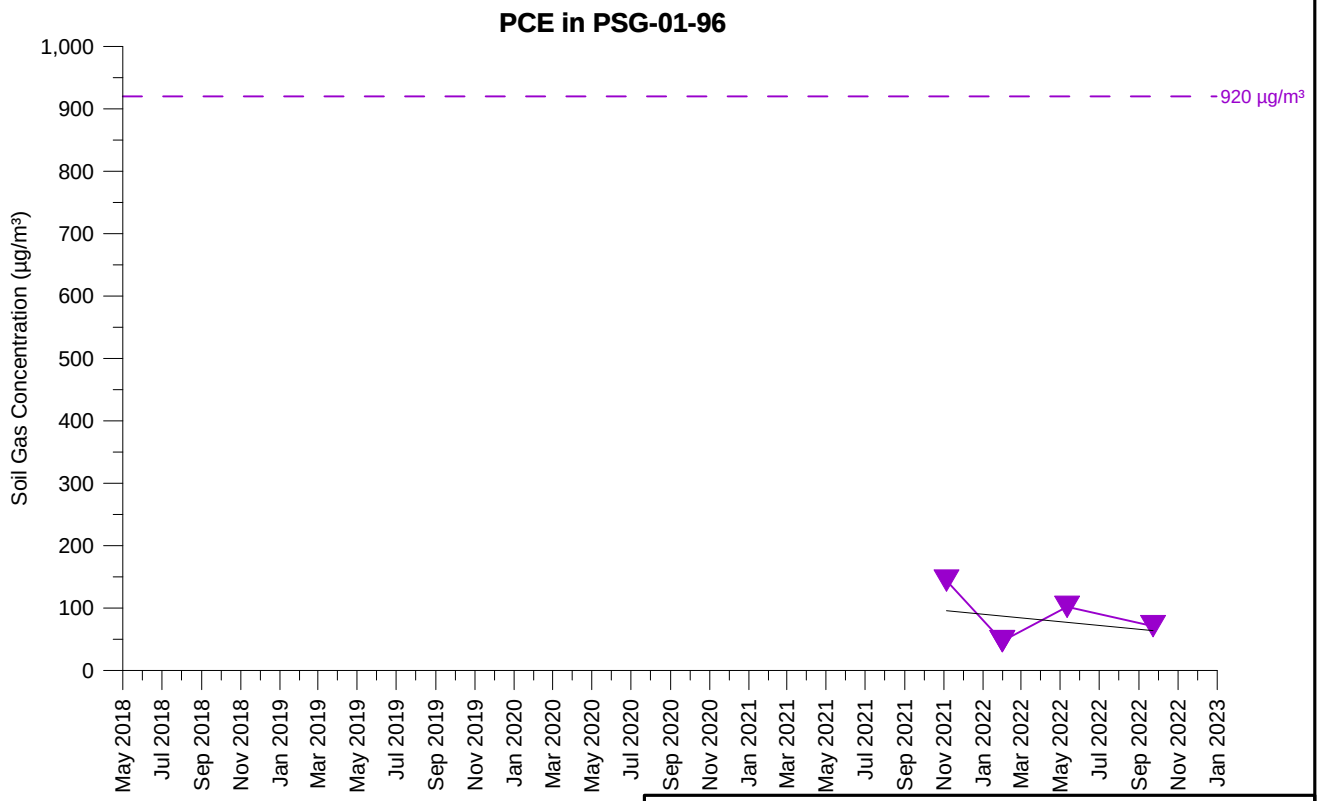

TCE Concentration (12 feet)

PCE Concentration (12 feet)

Open symbol denotes non-detect value

PSG-01-96
TCE AND PCE SOIL GAS CONCENTRATIONS OVER TIME
PARCEL 1
Former Ford Aeronutronic Property
Newport Beach, California

wsp	By: DMO	Proj. No. 8620397107.1.1G
	Date: 2/2/2023	Figure **H-1-230**

C:\Users\dave.oshea\Wood PLC\Bay Area Graphics - Documents\FordNB\fnb\1.1H\22_1117_gr\app_H1\psg_H-1-230_PSG-01-96.grf

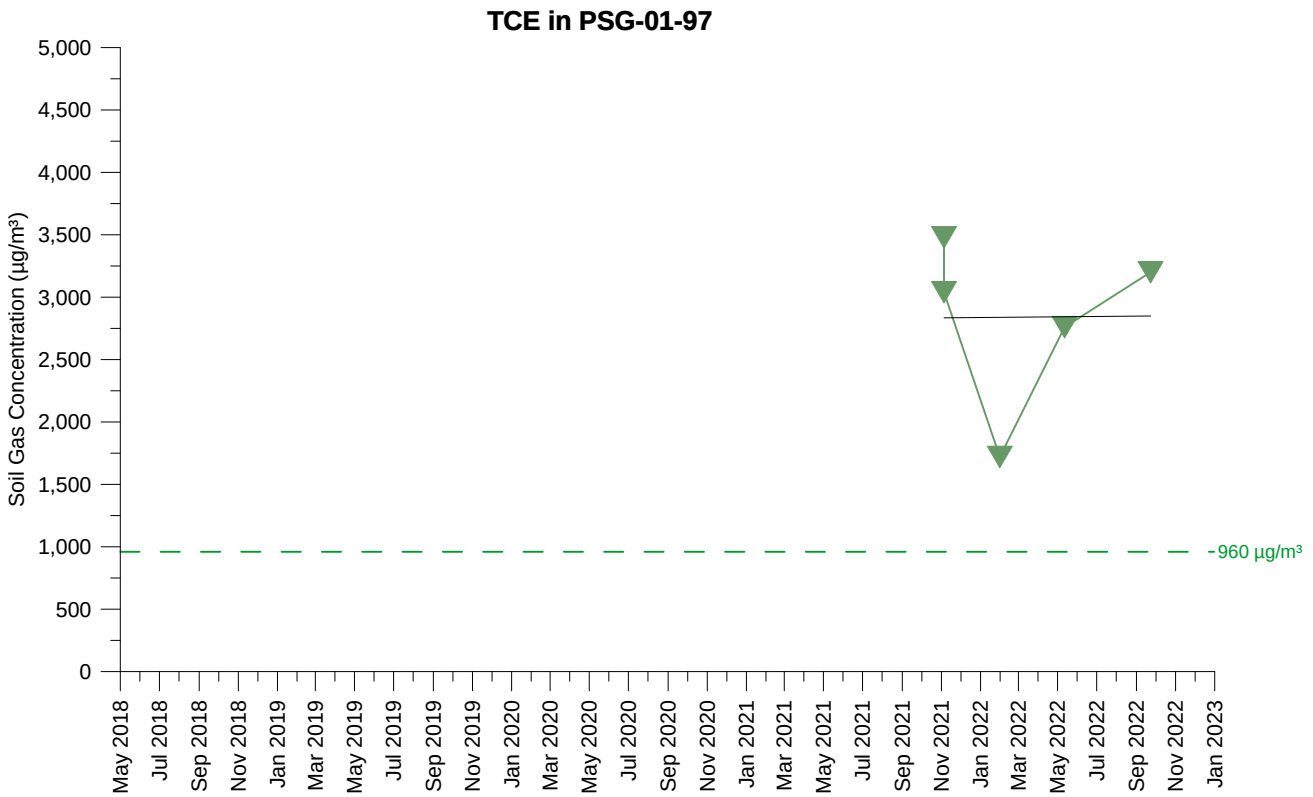

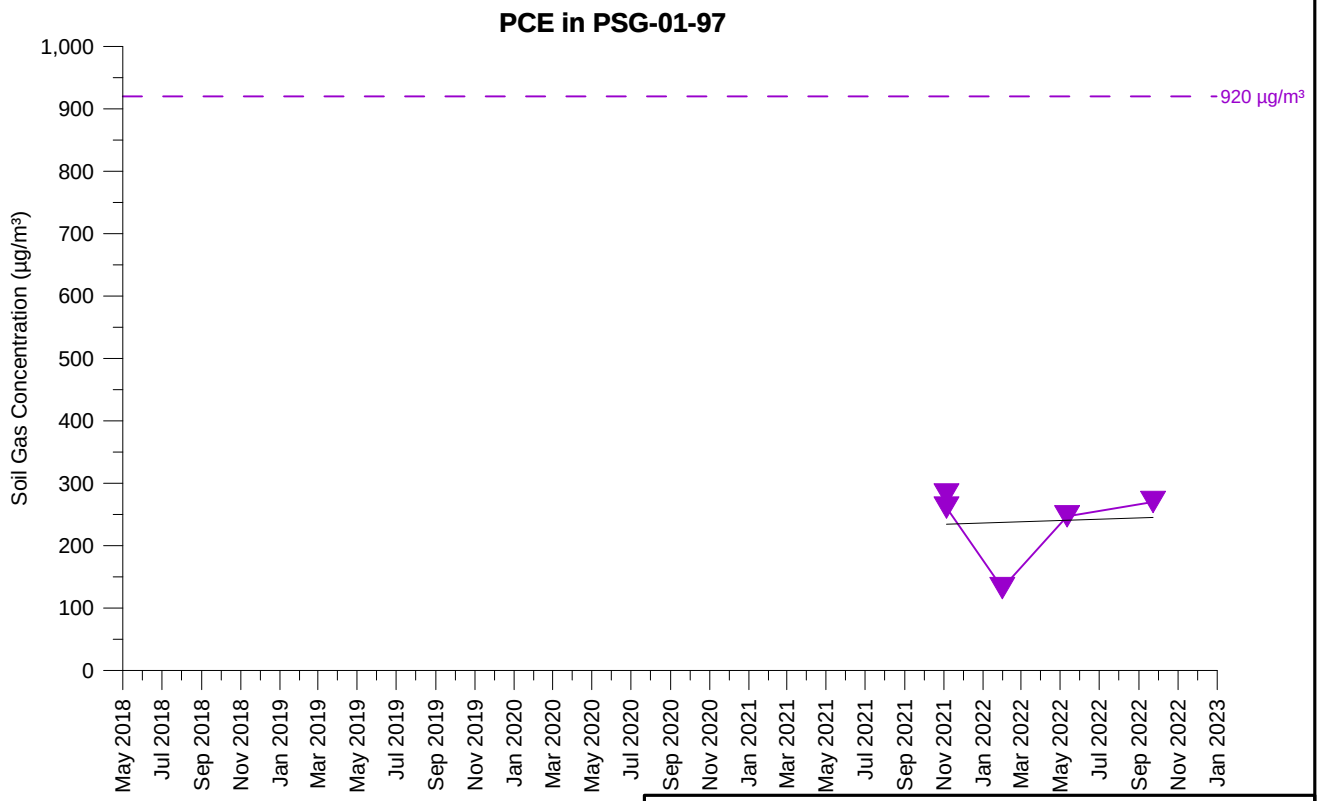

TCE Concentration (13.5 feet)

PCE Concentration (13.5 feet)

Open symbol denotes non-detect value

PSG-01-97
TCE AND PCE SOIL GAS CONCENTRATIONS OVER TIME
PARCEL 1
Former Ford Aeronutronic Property
Newport Beach, California

wsp	By: DMO	Proj. No. 8620397107.1.1G
	Date: 2/2/2023	Figure **H-1-231**

C:\Users\dave.oshea\Wood PLC\Bay Area Graphics - Documents\FordNB\fnb\1.1H\22_1117_gr\app_H1\psg_H-1-231_PSG-01-97.grf

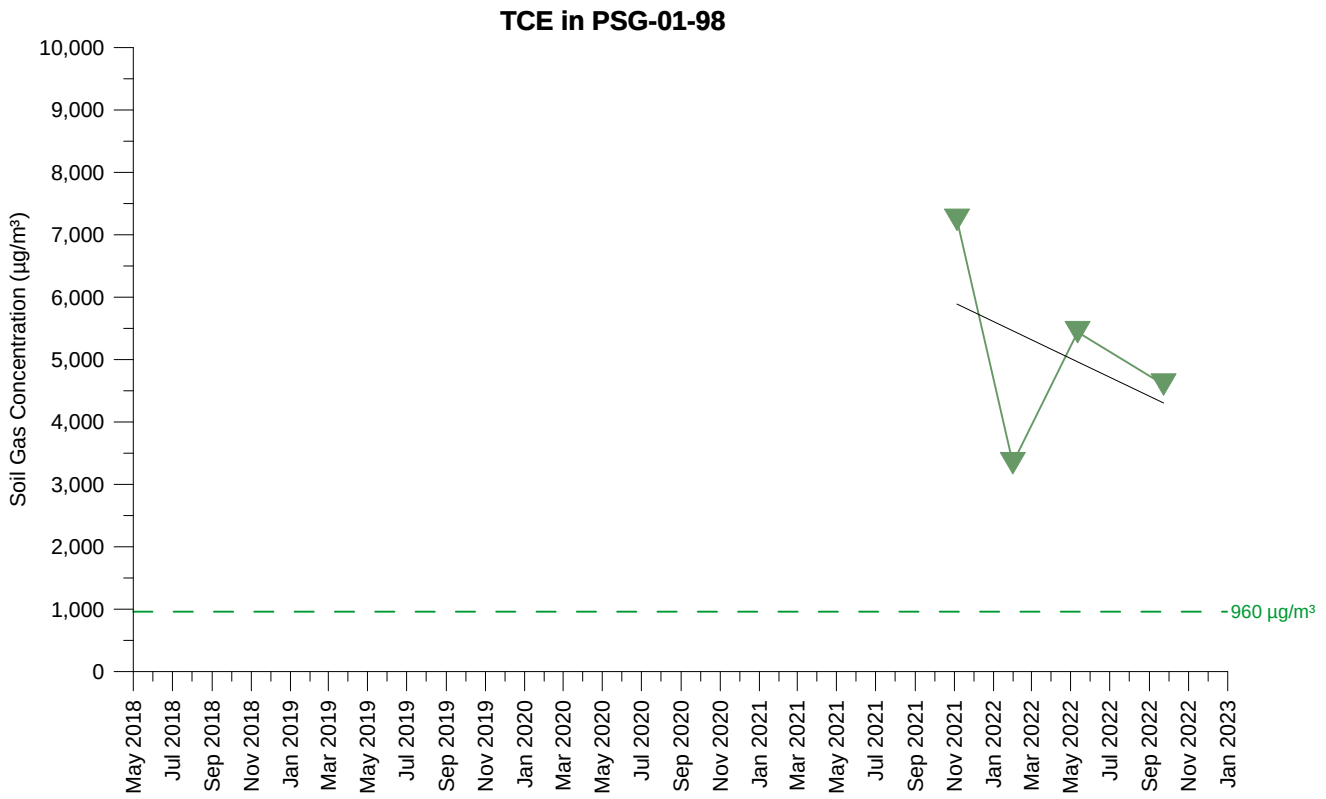

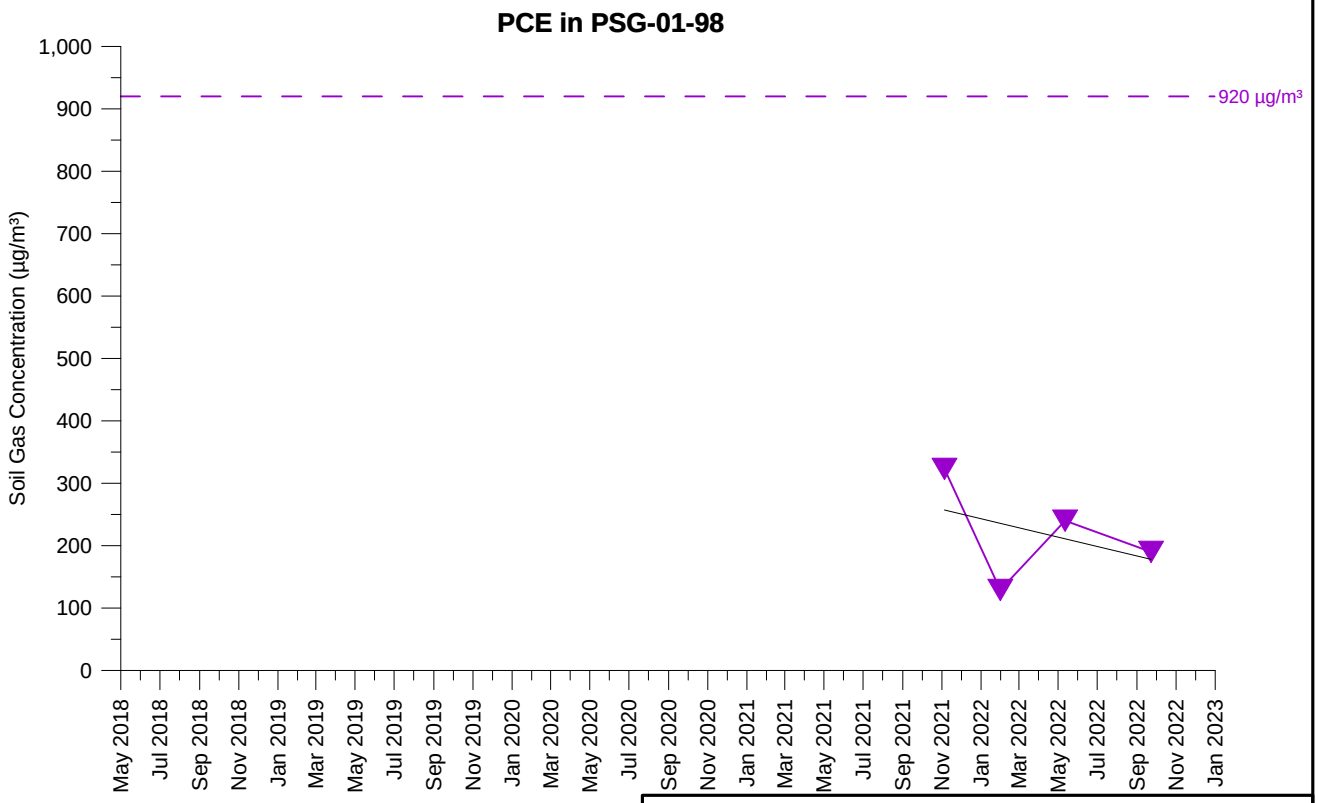

TCE Concentration (13 feet)

PCE Concentration (13 feet)

Open symbol denotes non-detect value

PSG-01-98
TCE AND PCE SOIL GAS CONCENTRATIONS OVER TIME
PARCEL 1
Former Ford Aeronutronic Property
Newport Beach, California

wsp	By: DMO	Proj. No. 8620397107.1.1G
	Date: 2/2/2023	Figure **H-1-232**

C:\Users\dave.oshea\Wood PLC\Bay Area Graphics - Documents\FordNB\fnb\1.1H\22_1117_gr\app_H1\psg_H-1-232_PSG-01-98.grf

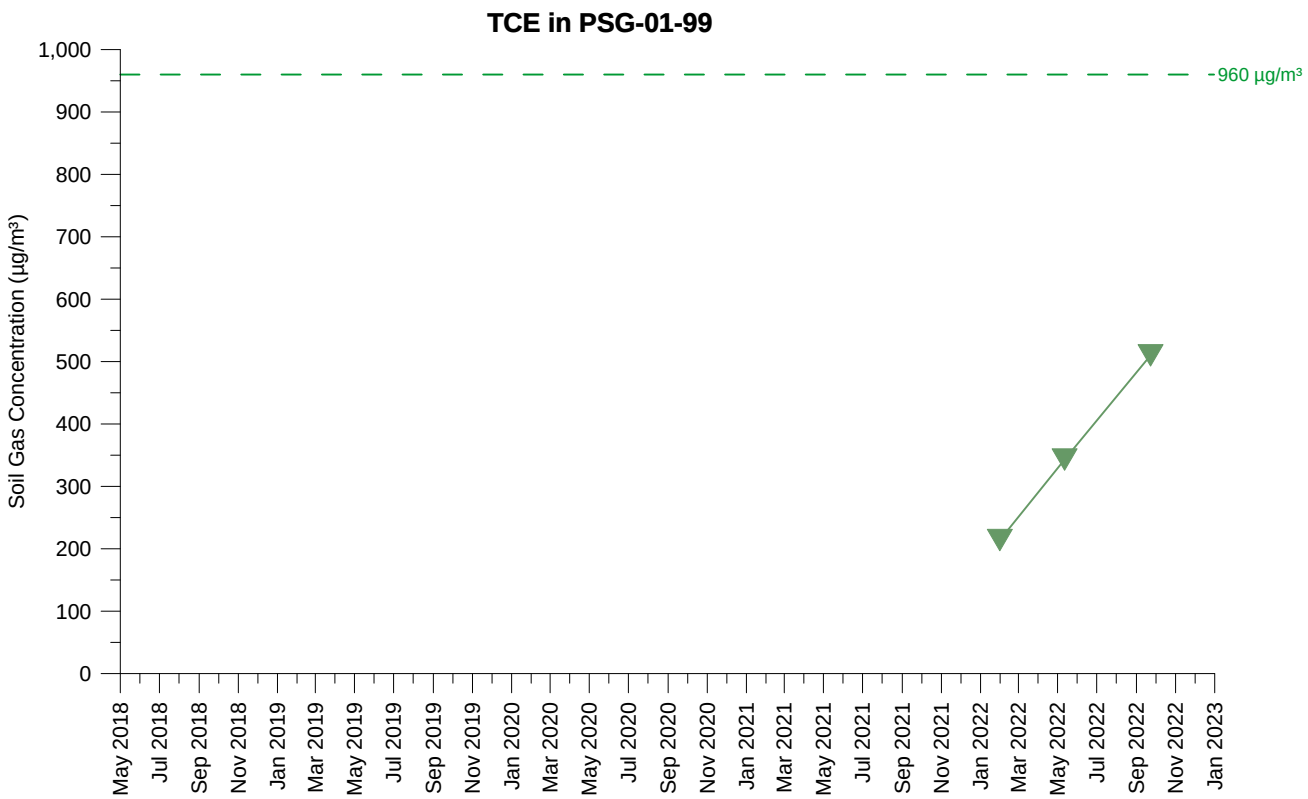

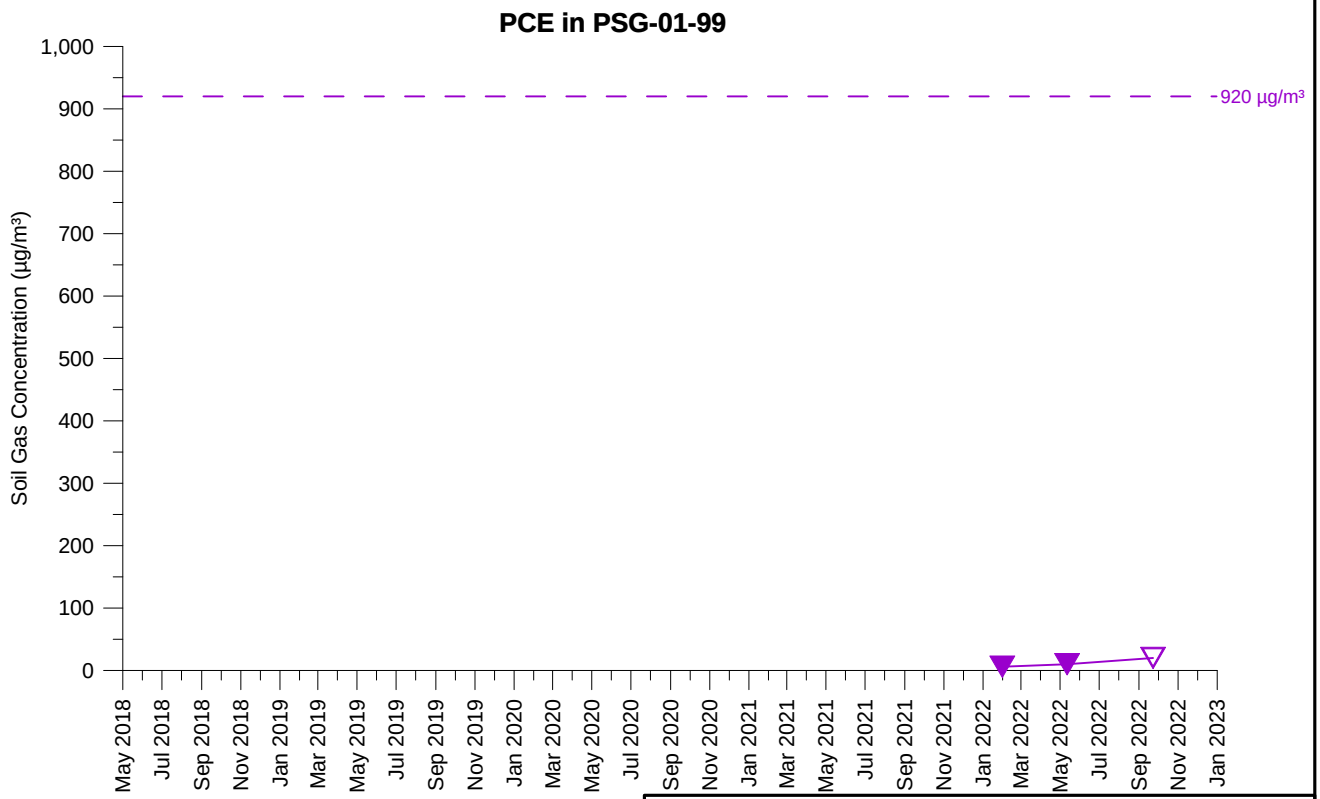

TCE Concentration (13.5 feet)

PCE Concentration (13.5 feet)

Open symbol denotes non-detect value

PSG-01-99
TCE AND PCE SOIL GAS CONCENTRATIONS OVER TIME
PARCEL 1
Former Ford Aeronutronic Property
Newport Beach, California

wsp	By: DMO	Proj. No. 8620397107.1.1G
	Date: 2/2/2023	Figure **H-1-233**

C:\Users\dave.oshea\Wood PLC\Bay Area Graphics - Documents\FordNB\fnb\1.1H\22_1117_gr\app_H1\psg_H-1-233_PSG-01-99.grf

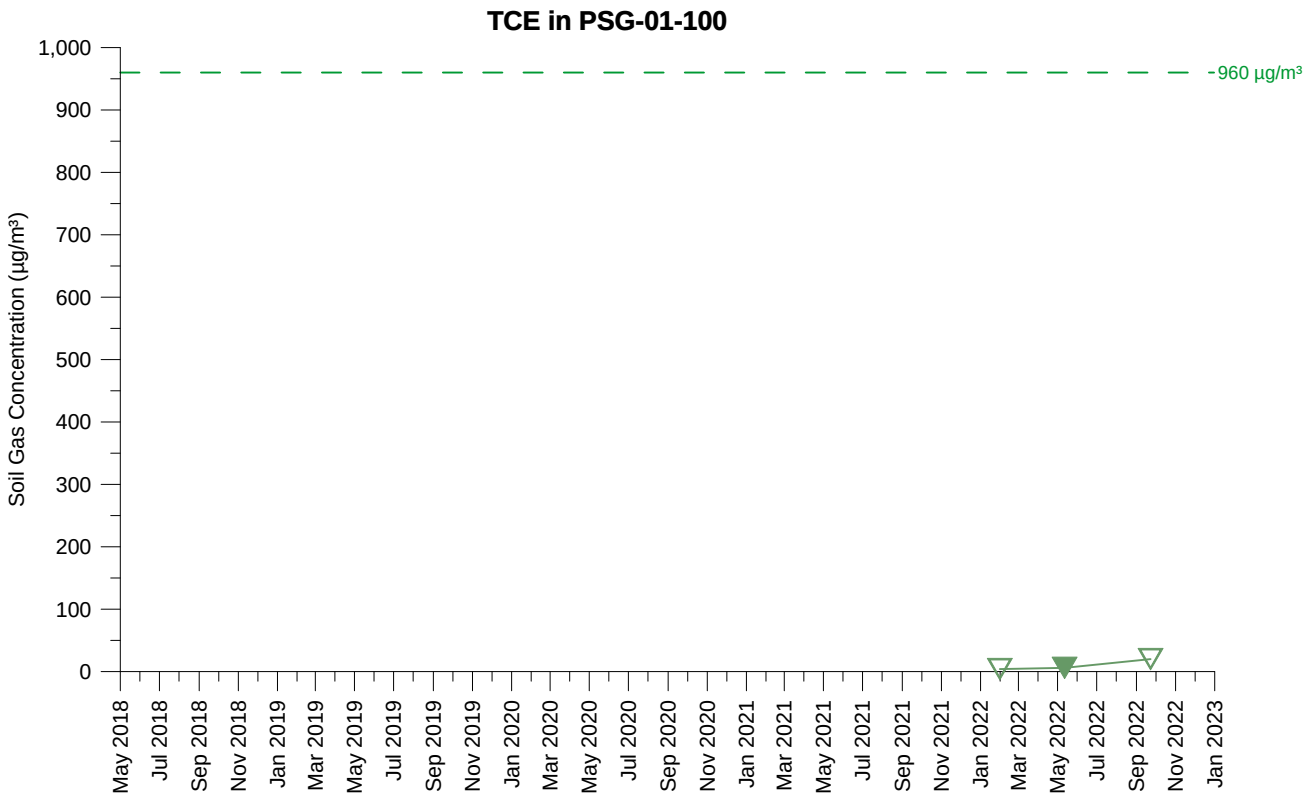

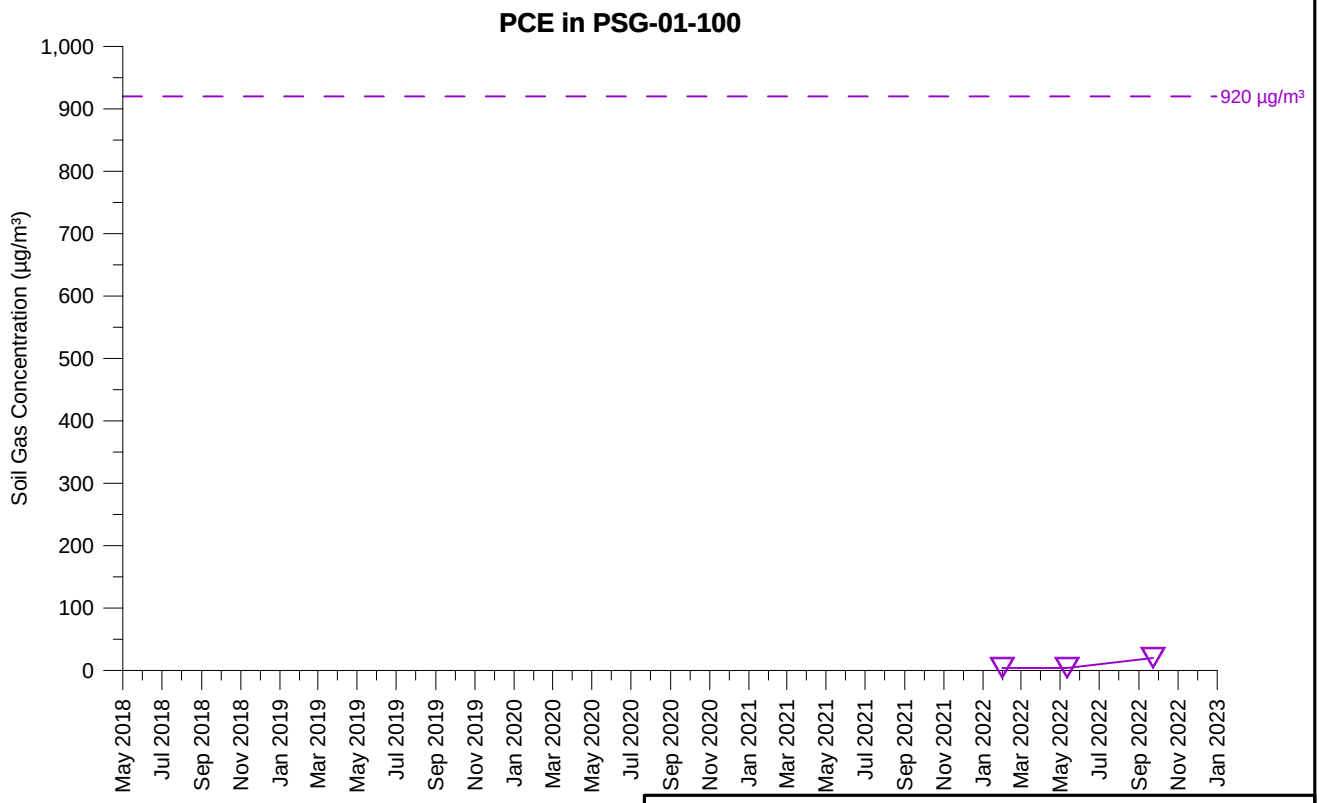

TCE Concentration (13.5 feet)

PCE Concentration (13.5 feet)

Open symbol denotes non-detect value

PSG-01-100
TCE AND PCE SOIL GAS CONCENTRATIONS OVER TIME
PARCEL 1
Former Ford Aeronutronic Property
Newport Beach, California

wsp	By: DMO	Proj. No. 8620397107.1.1G
	Date: 2/2/2023	Figure **H-1-234**

C:\Users\dave.oshea\Wood PLC\Bay Area Graphics - Documents\FordNB\fnb\1.1H\22_1117_gr\app_H1\psg_H-1-234_PSG-01-100.grf

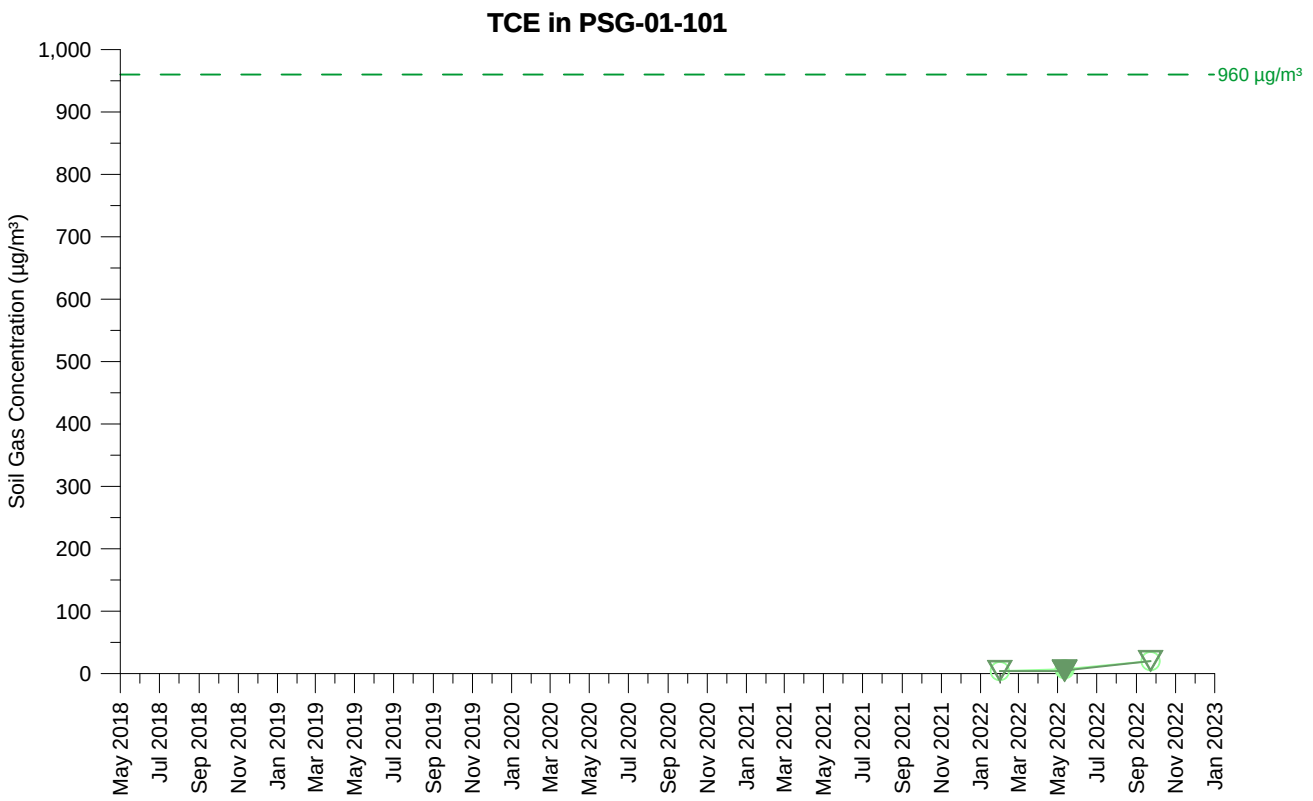

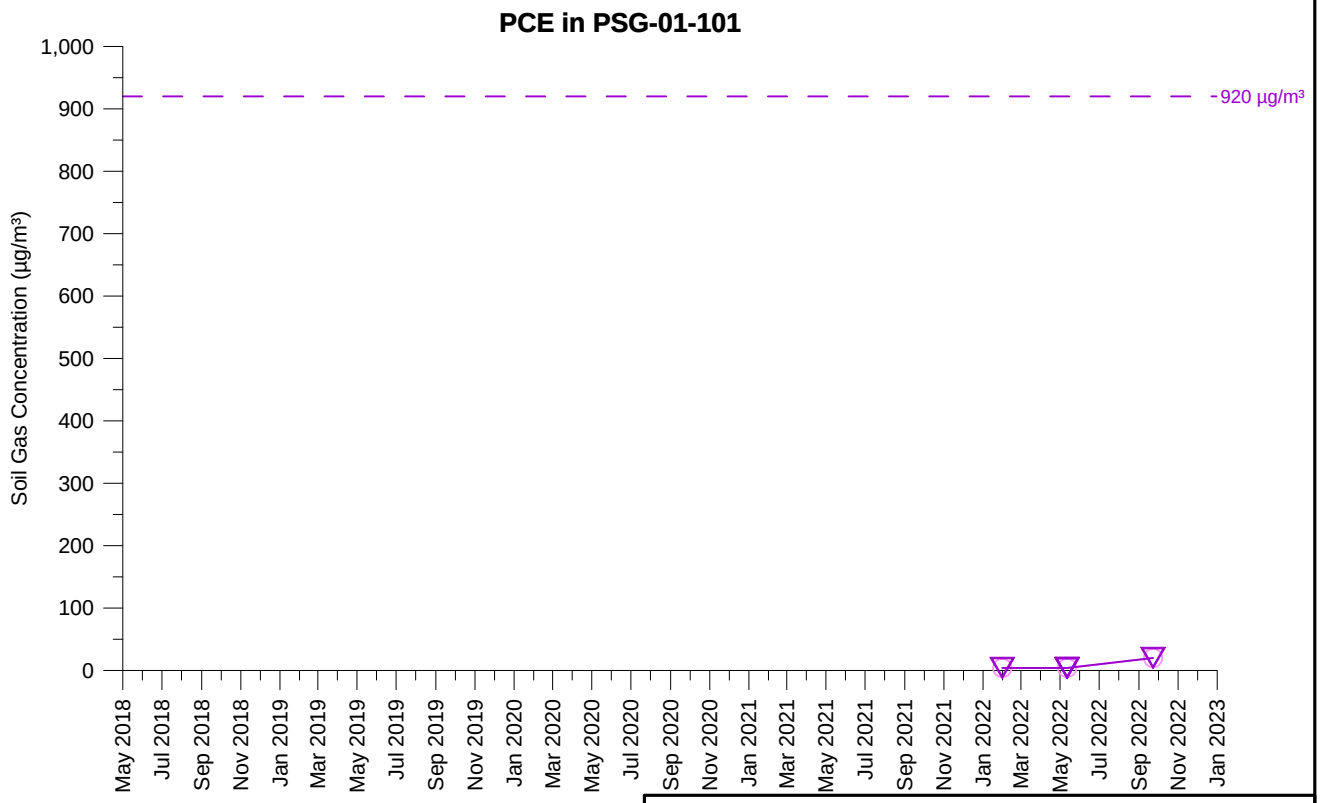

TCE Concentration (5 feet)
TCE Concentration (13.5 feet)
PCE Concentration (5 feet)
PCE Concentration (13.5 feet)

Open symbol denotes non-detect value

PSG-01-101
TCE AND PCE SOIL GAS CONCENTRATIONS OVER TIME
PARCEL 1
Former Ford Aeronutronic Property
Newport Beach, California

wsp	By: DMO	Proj. No. 8620397107.1.1G
	Date: 2/2/2023	Figure **H-1-235**

C:\Users\dave.oshea\Wood PLC\Bay Area Graphics - Documents\FordNB\fnb\1.1H\22_1117_gr\app_H1\psg_H-1-235_PSG-01-101.grf

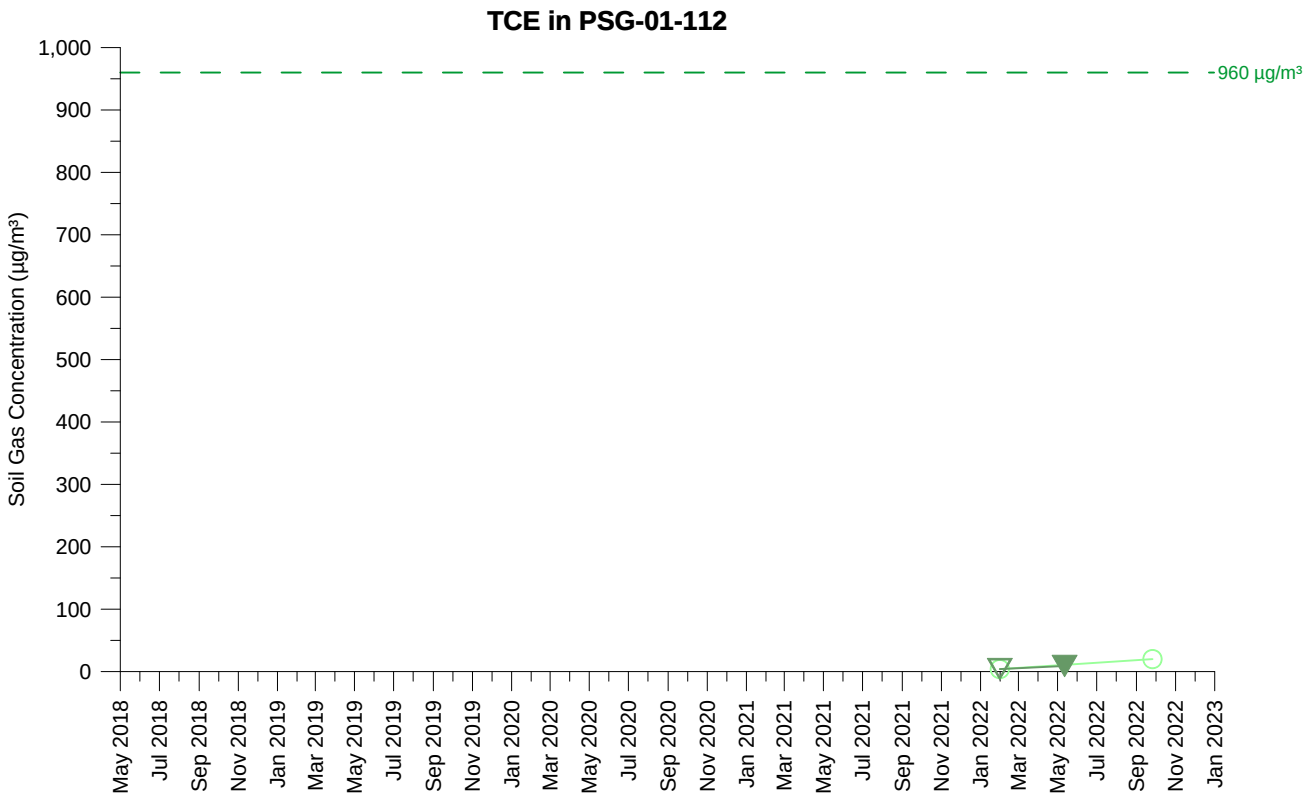

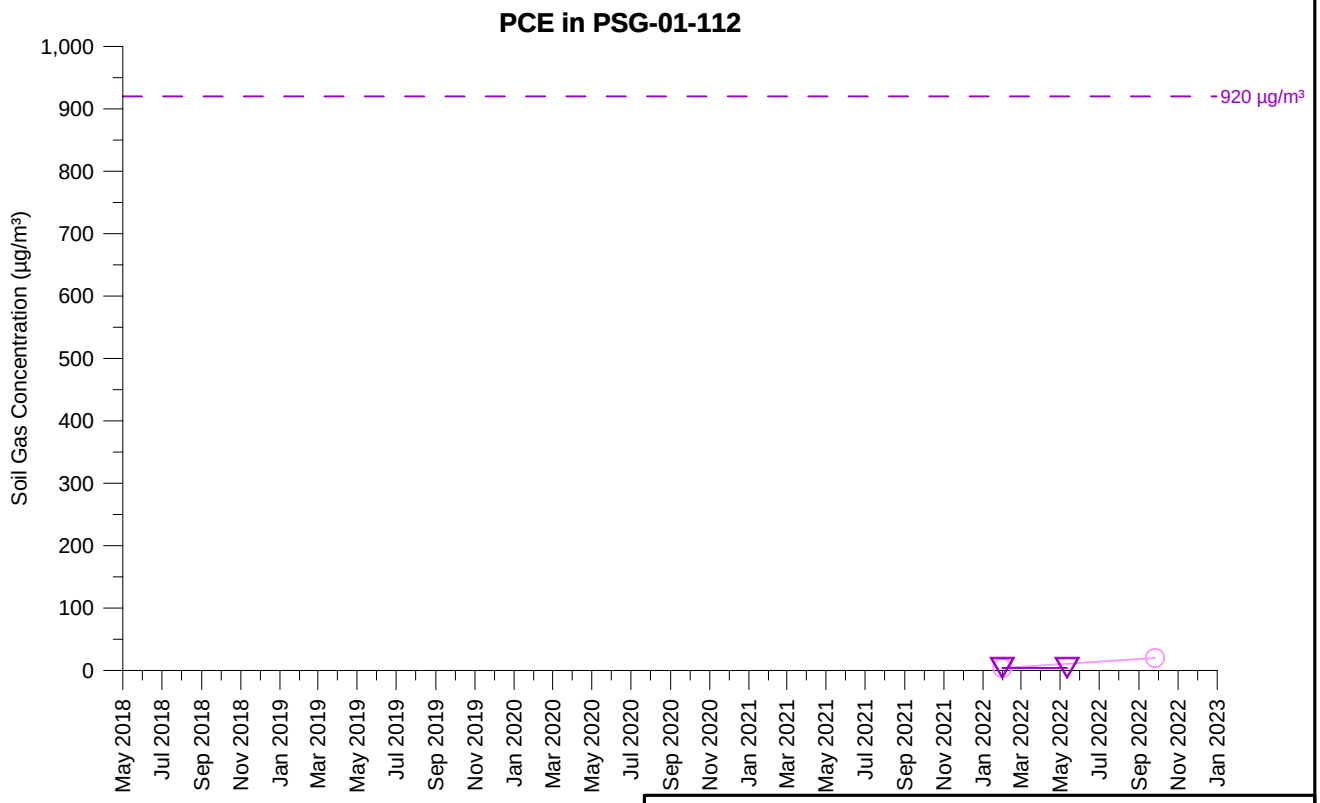

TCE Concentration (5 feet)
TCE Concentration (11.5 feet)
PCE Concentration (5 feet)
PCE Concentration (11.5 feet)

Open symbol denotes non-detect value

PSG-01-112
TCE AND PCE SOIL GAS CONCENTRATIONS OVER TIME
PARCEL 1
Former Ford Aeronutronic Property
Newport Beach, California

wsp	By: DMO	Proj. No. 8620397107.1.1G
	Date: 2/2/2023	Figure **H-1-236**

C:\Users\dave.oshea\Wood PLC\Bay Area Graphics - Documents\FordNB\fnb\1.1H\22_1117_gr\app_H1\psg_H-1-236_PSG-01-112.grf

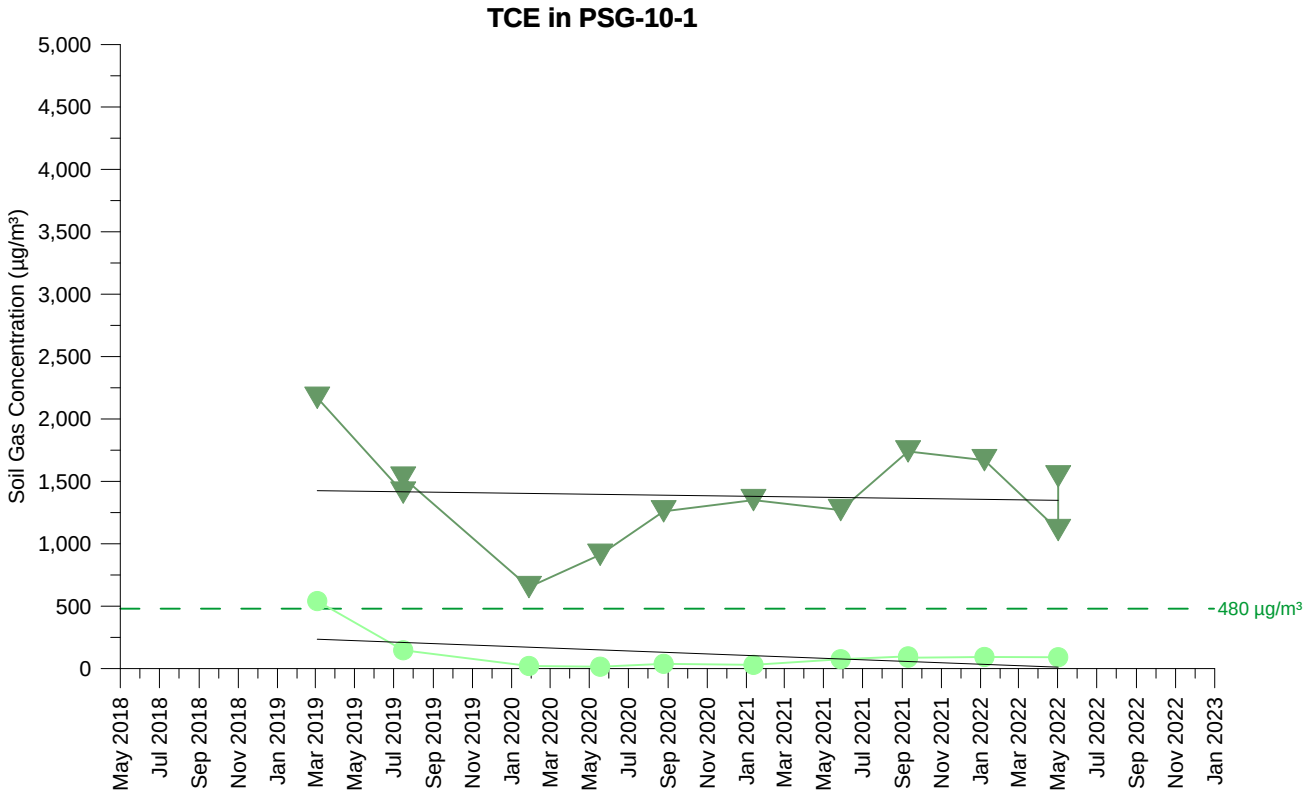

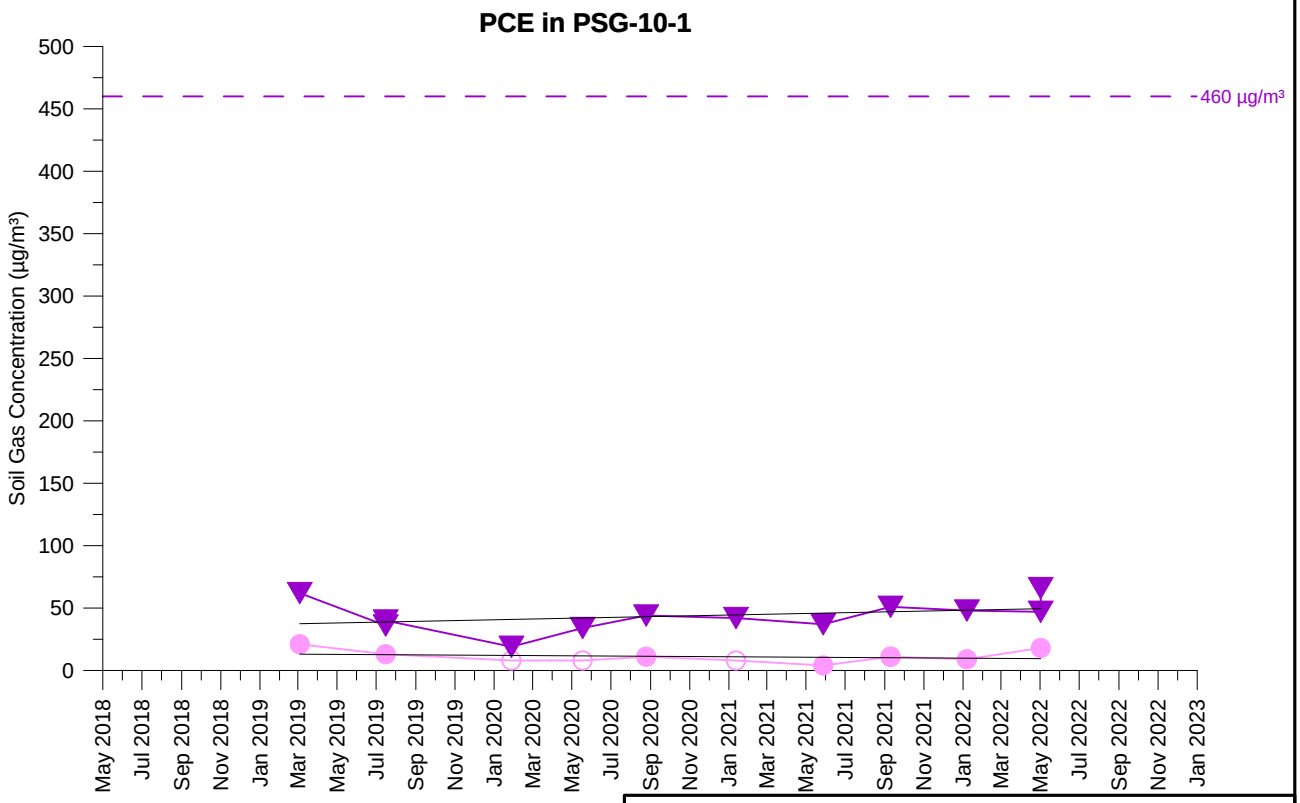

TCE Concentration (5 feet)
TCE Concentration (15 feet)
PCE Concentration (5 feet)
PCE Concentration (15 feet)

Open symbol denotes non-detect value

PSG-10-1
TCE AND PCE SOIL GAS CONCENTRATIONS OVER TIME
PARCEL 10
Former Ford Aeronutronic Property
Newport Beach, California

wsp	By: DMO	Proj. No. 8620397107.1.1G
	Date: 2/2/2023	Figure **H-1-237**

C:\Users\dave.oshea\Wood PLC\Bay Area Graphics - Documents\FordNB\fnb\1.1H\22_1117_gr\app_H1\psg_H-1-237_PSG-10-1.grf

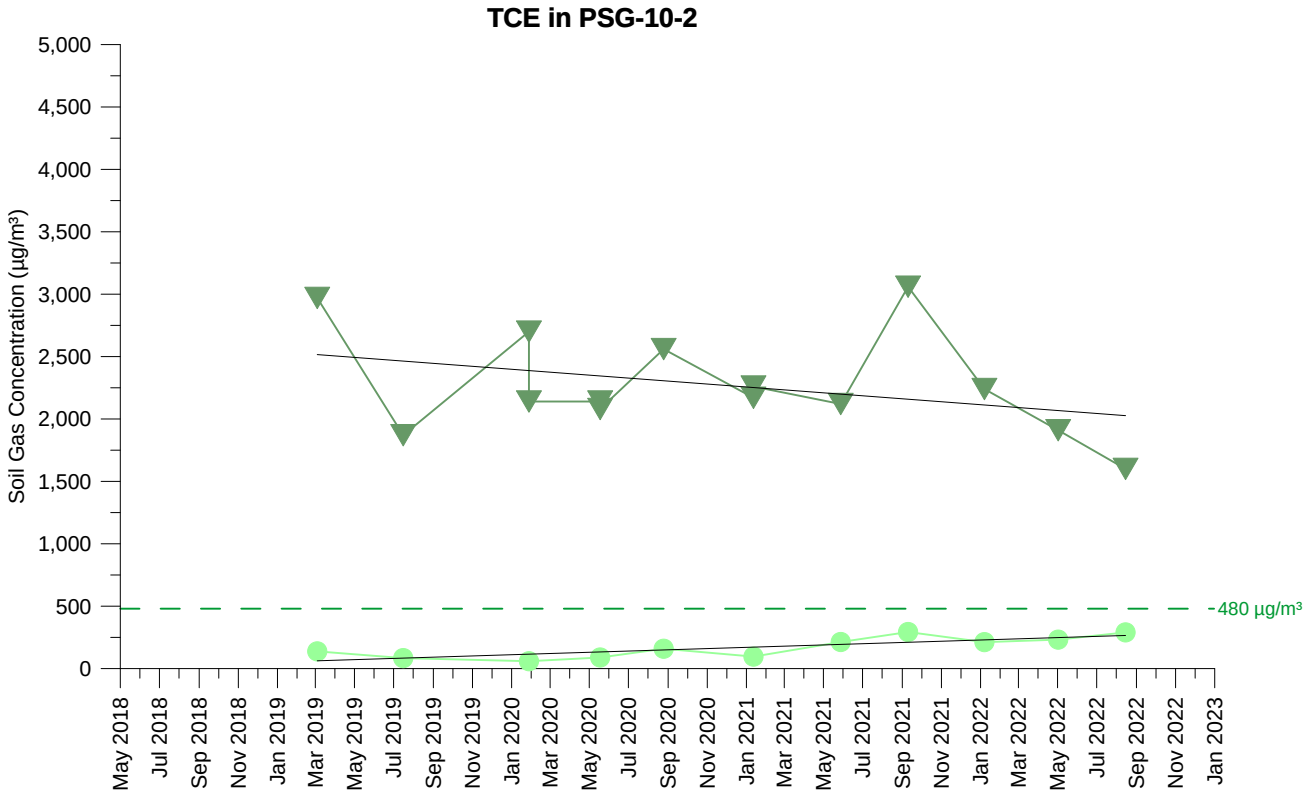

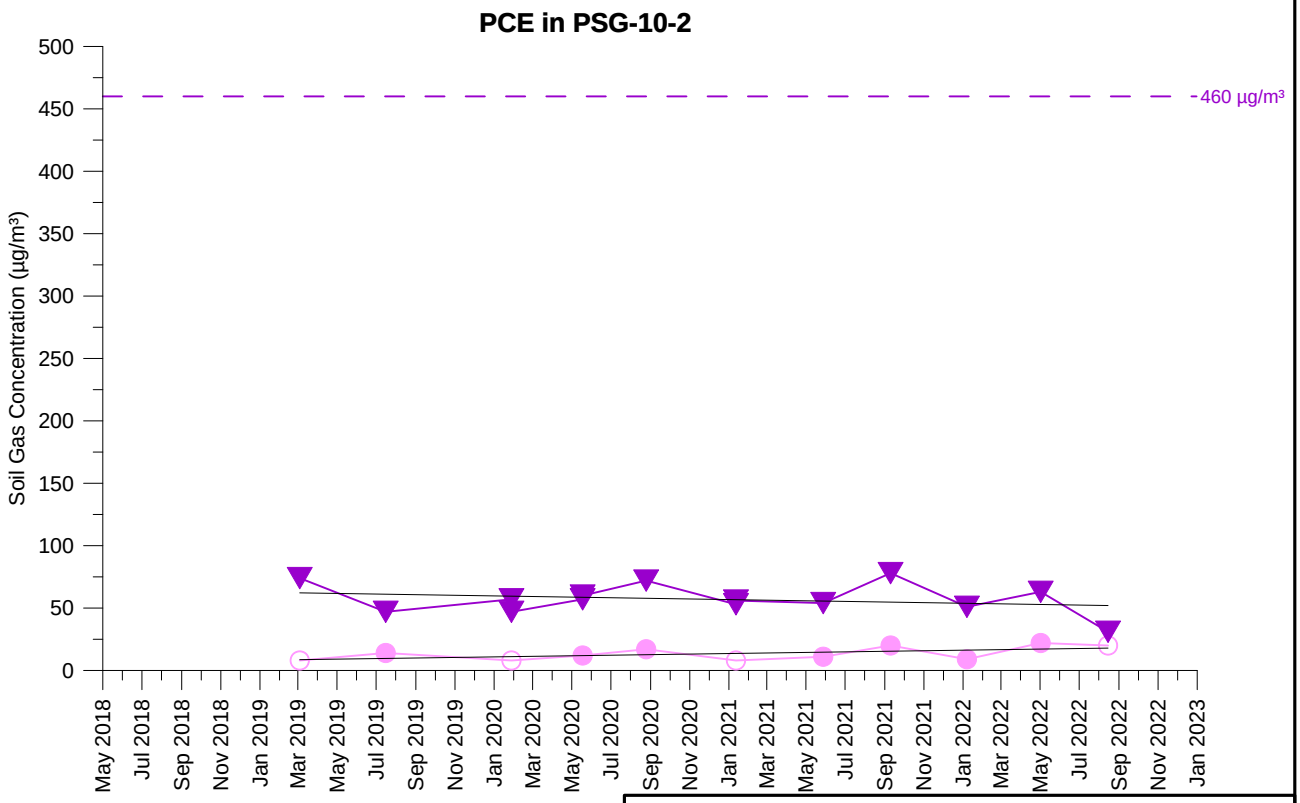

TCE Concentration (5 feet)
TCE Concentration (15 feet)
PCE Concentration (5 feet)
PCE Concentration (15 feet)

Open symbol denotes non-detect value

PSG-10-2
TCE AND PCE SOIL GAS CONCENTRATIONS OVER TIME
PARCEL 10
Former Ford Aeronutronic Property
Newport Beach, California

wsp	By: DMO	Proj. No. 8620397107.1.1G
	Date: 2/2/2023	Figure **H-1-238**

C:\Users\dave.oshea\Wood PLC\Bay Area Graphics - Documents\FordNB\fnb\1.1H\22_1117_gr\app_H1\psg_H-1-238_PSG-10-2.grf

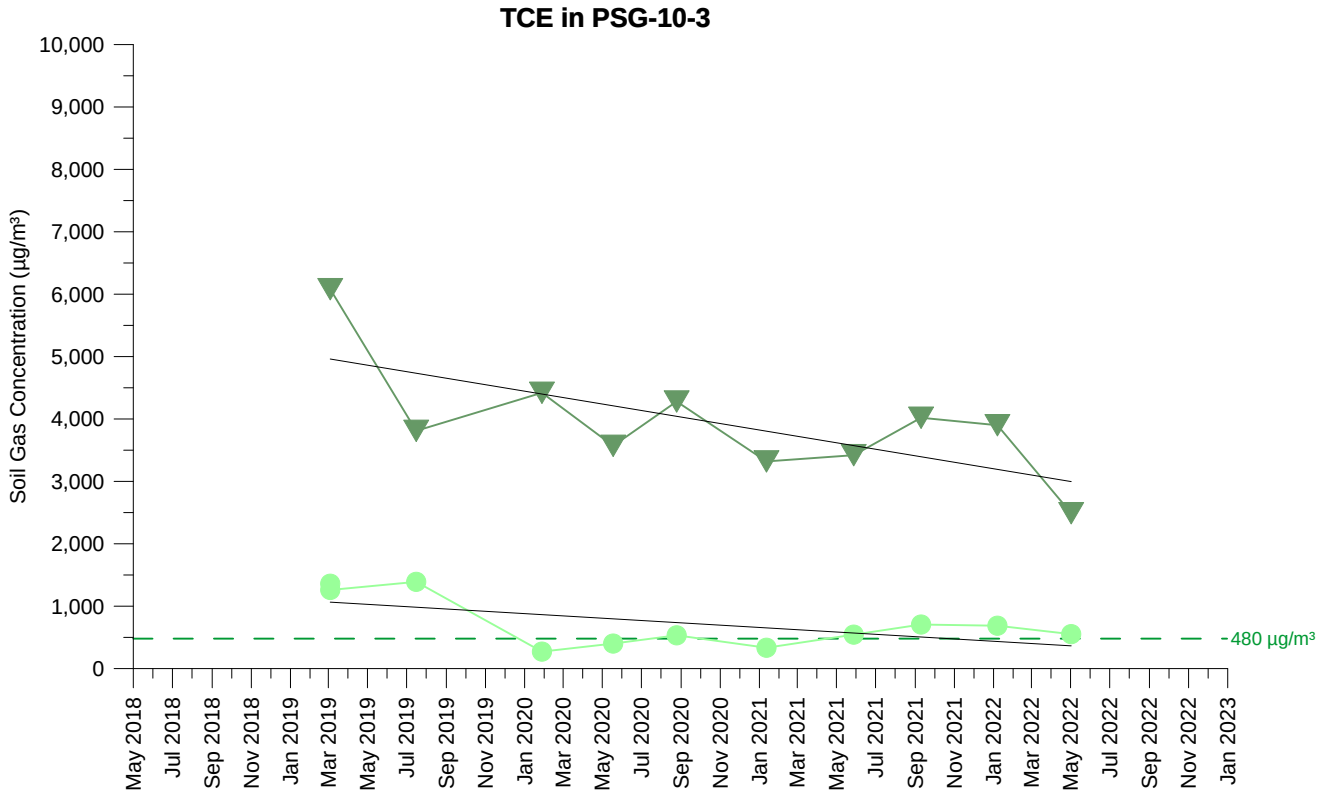

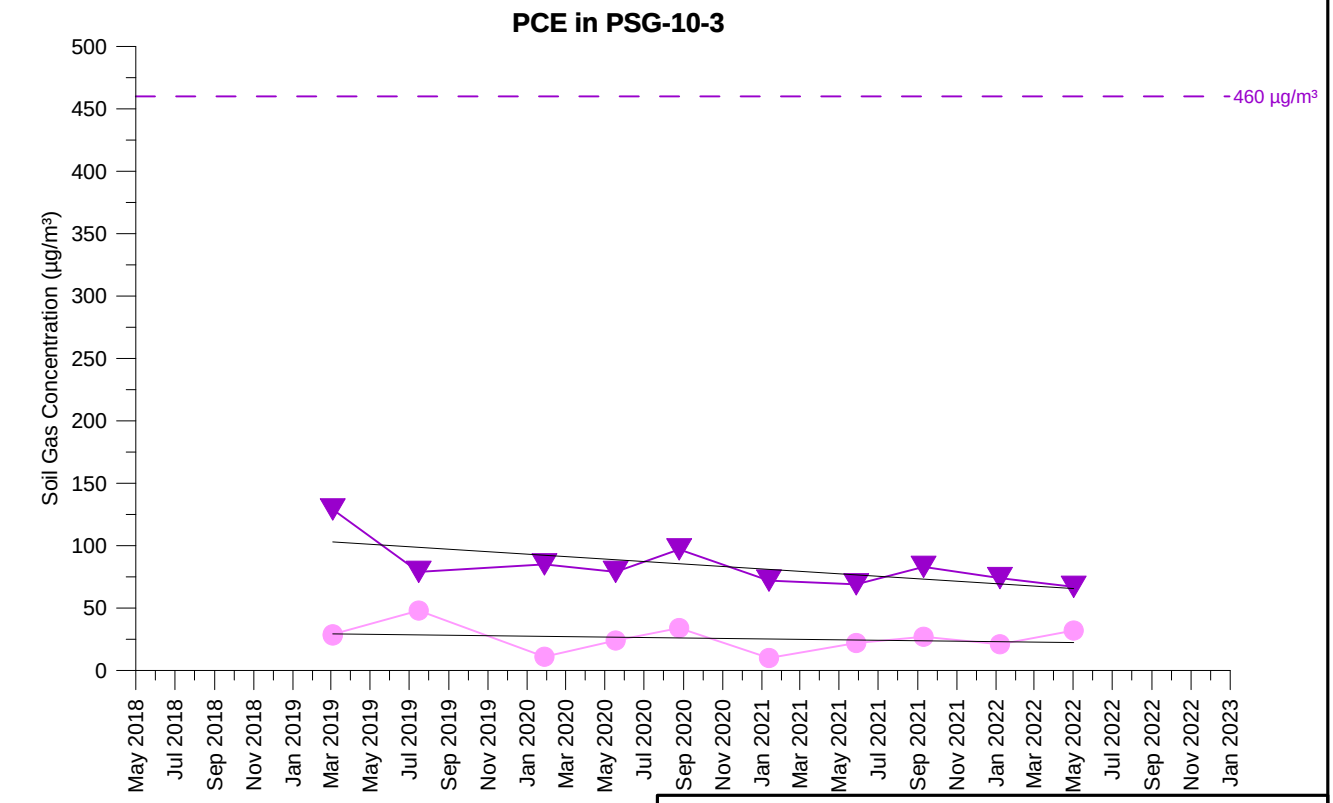

TCE Concentration (5 feet)
TCE Concentration (15 feet)
PCE Concentration (5 feet)
PCE Concentration (15 feet)

Open symbol denotes non-detect value

PSG-10-3
TCE AND PCE SOIL GAS CONCENTRATIONS OVER TIME
PARCEL 10
Former Ford Aeronutronic Property
Newport Beach, California

wsp	By: DMO	Proj. No. 8620397107.1.1G
	Date: 2/2/2023	Figure **H-1-239**

C:\Users\dave.oshea\Wood PLC\Bay Area Graphics - Documents\FordNB\fnb\1.1H\22_1117_gr\app_H1\psg_H-1-239_PSG-10-3.grf

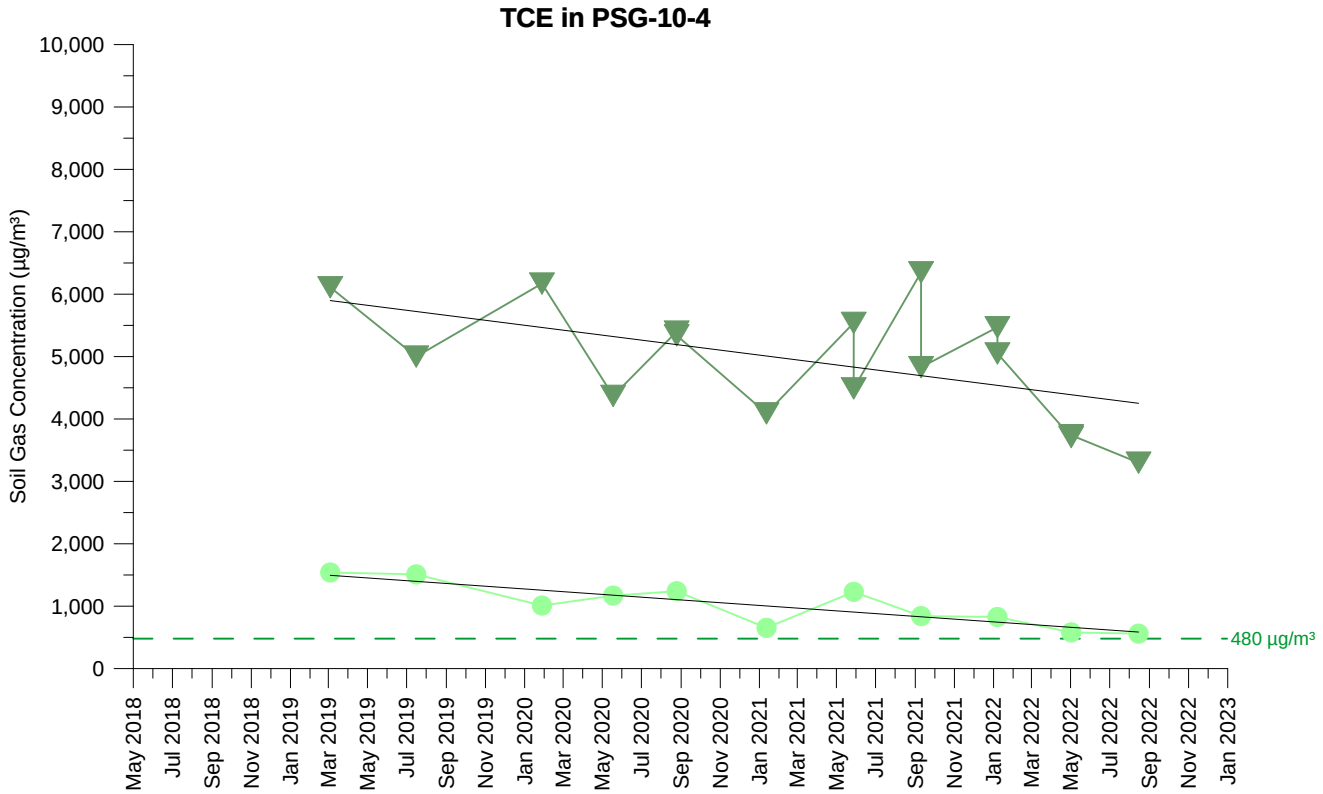

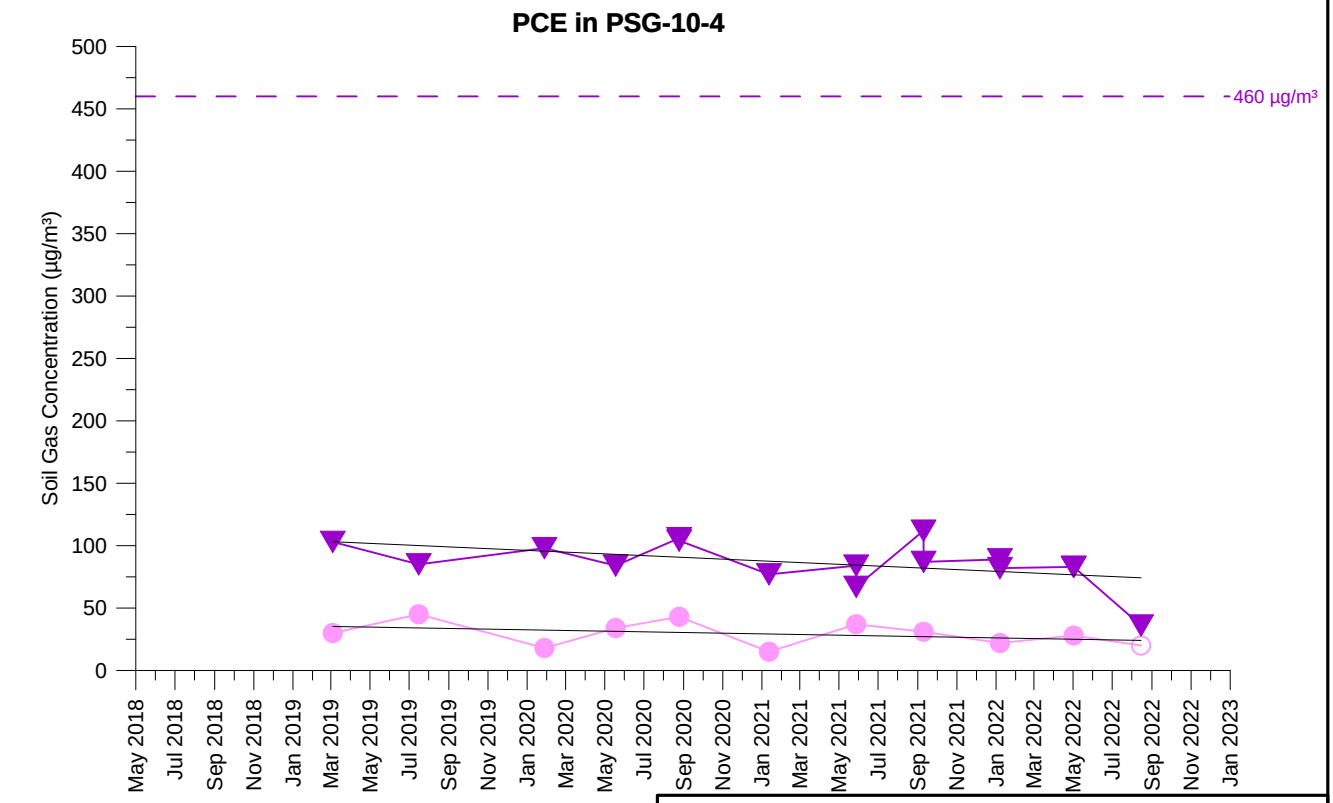

TCE Concentration (5 feet)
TCE Concentration (15 feet)
PCE Concentration (5 feet)
PCE Concentration (15 feet)

Open symbol denotes non-detect value

PSG-10-4
TCE AND PCE SOIL GAS CONCENTRATIONS OVER TIME
PARCEL 10
Former Ford Aeronutronic Property
Newport Beach, California

wsp	By: DMO	Proj. No. 8620397107.1.1G
	Date: 2/2/2023	Figure **H-1-240**

C:\Users\dave.oshea\Wood PLC\Bay Area Graphics - Documents\FordNB\fnb\1.1H\22_1117_gr\app_H1\psg_H-1-240_PSG-10-4.grf

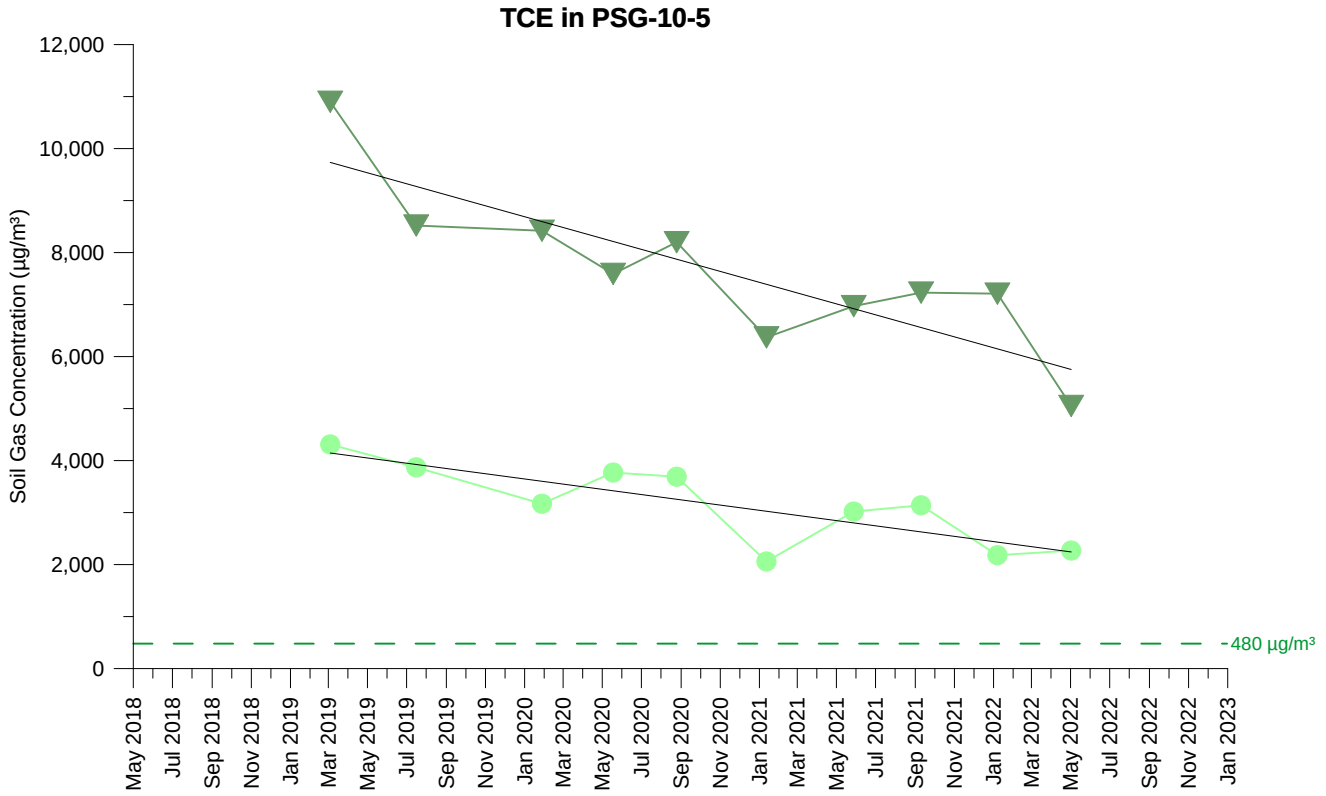

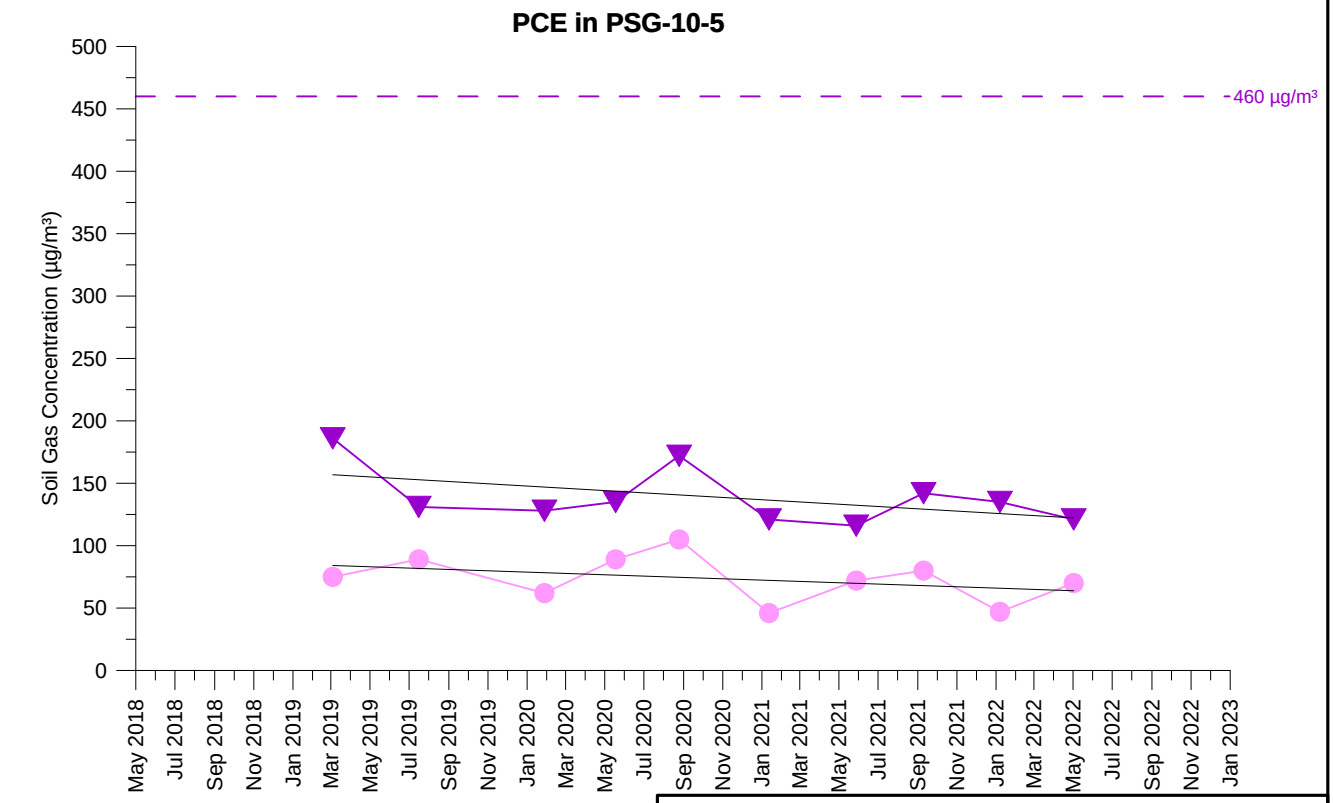

TCE Concentration (5 feet)
TCE Concentration (15 feet)
PCE Concentration (5 feet)
PCE Concentration (15 feet)

Open symbol denotes non-detect value

PSG-10-5
TCE AND PCE SOIL GAS CONCENTRATIONS OVER TIME
PARCEL 10
Former Ford Aeronutronic Property
Newport Beach, California

wsp	By: DMO	Proj. No. 8620397107.1.1G
	Date: 2/2/2023	Figure **H-1-241**

C:\Users\dave.oshea\Wood PLC\Bay Area Graphics - Documents\FordNB\fnb\1.1H\22_1117_gr\app_H1\psg_H-1-241_PSG-10-5.grf

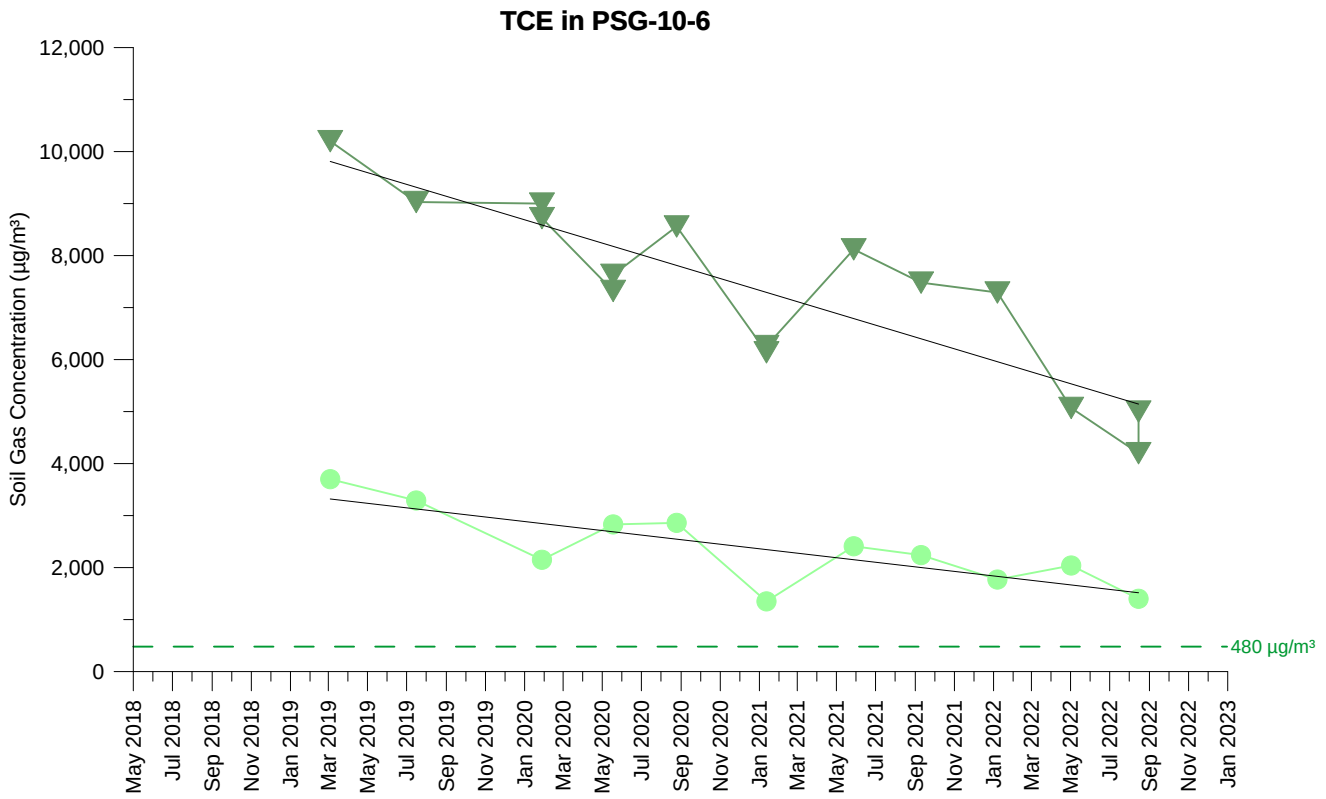

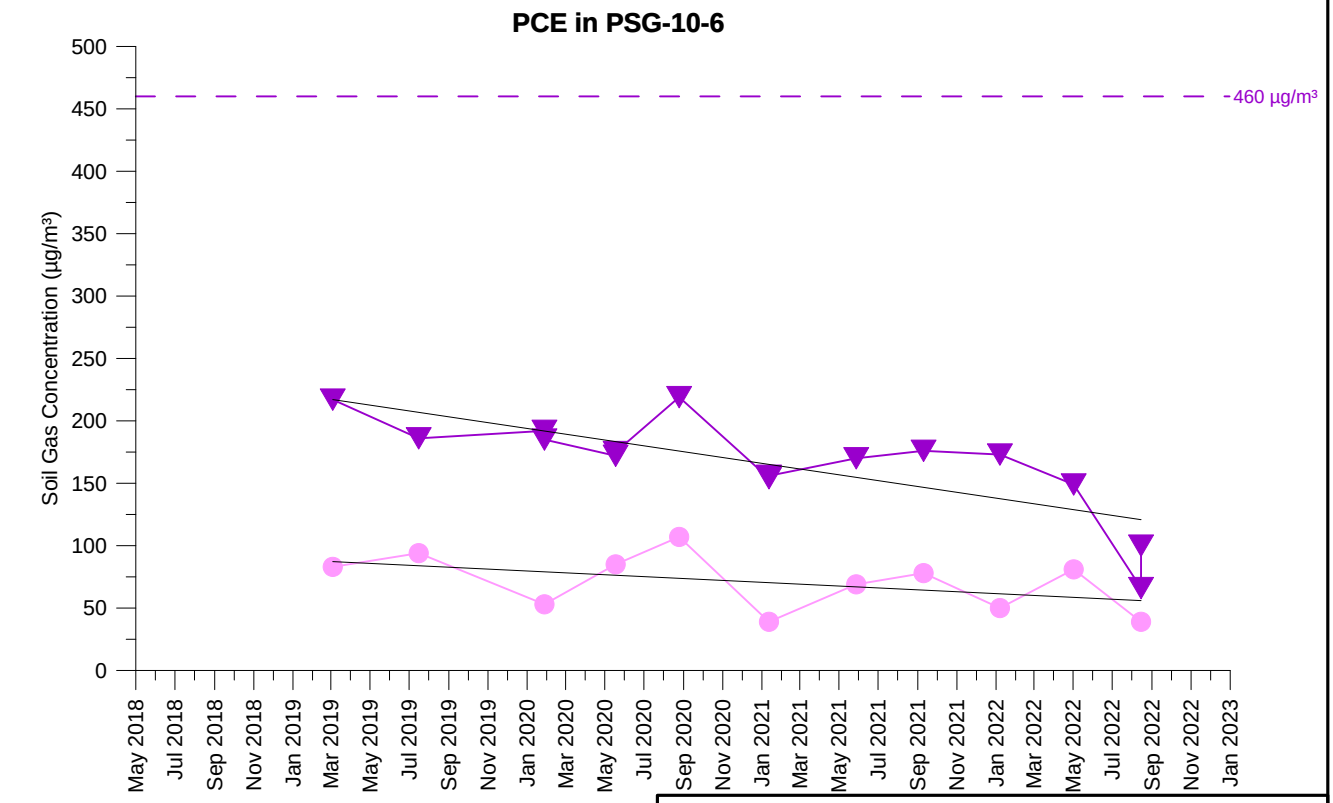

TCE Concentration (5 feet)
TCE Concentration (15 feet)
PCE Concentration (5 feet)
PCE Concentration (15 feet)

Open symbol denotes non-detect value

PSG-10-6
TCE AND PCE SOIL GAS CONCENTRATIONS OVER TIME
PARCEL 10
Former Ford Aeronutronic Property
Newport Beach, California

wsp	By: DMO	Proj. No. 8620397107.1.1G
	Date: 2/2/2023	Figure **H-1-242**

C:\Users\dave.oshea\Wood PLC\Bay Area Graphics - Documents\FordNB\fnb\1.1H\22_1117_gr\app_H1\psg_H-1-242_PSG-10-6.grf

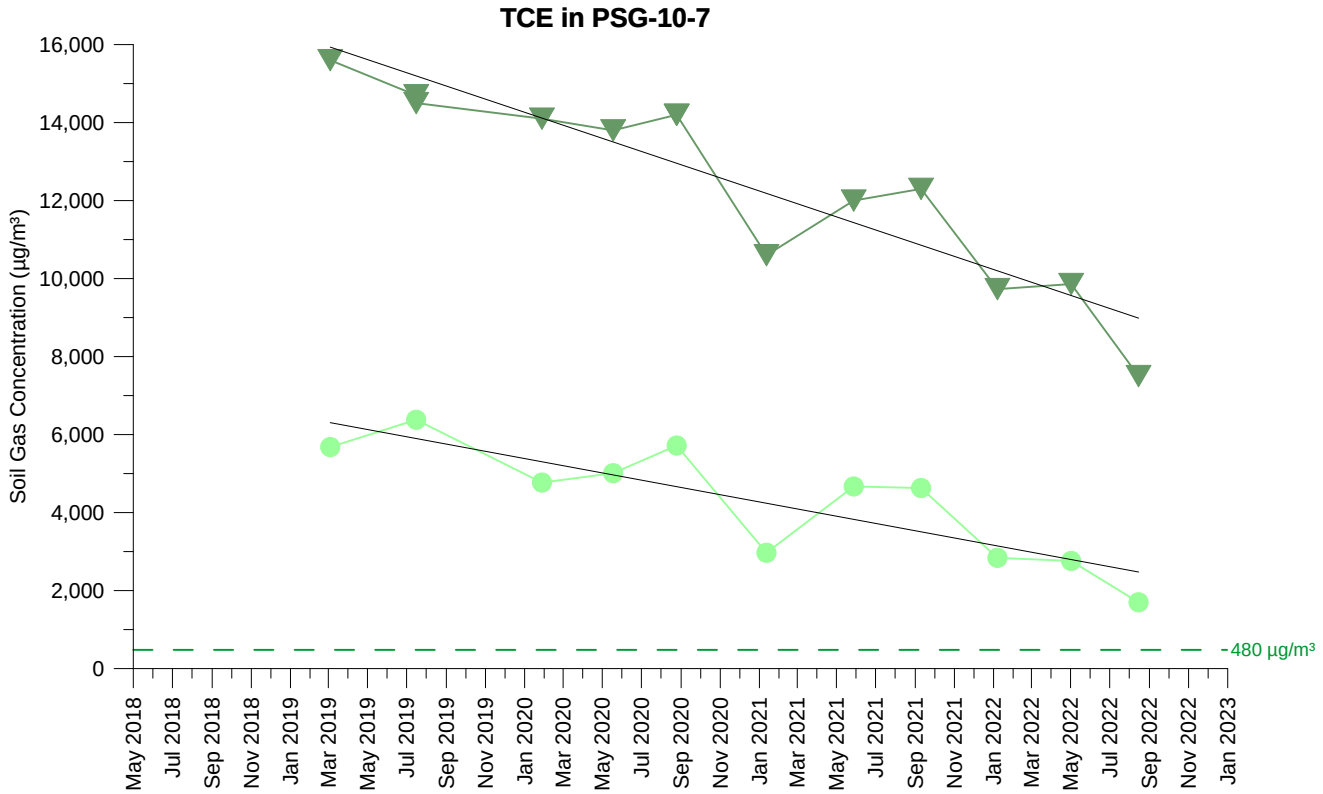

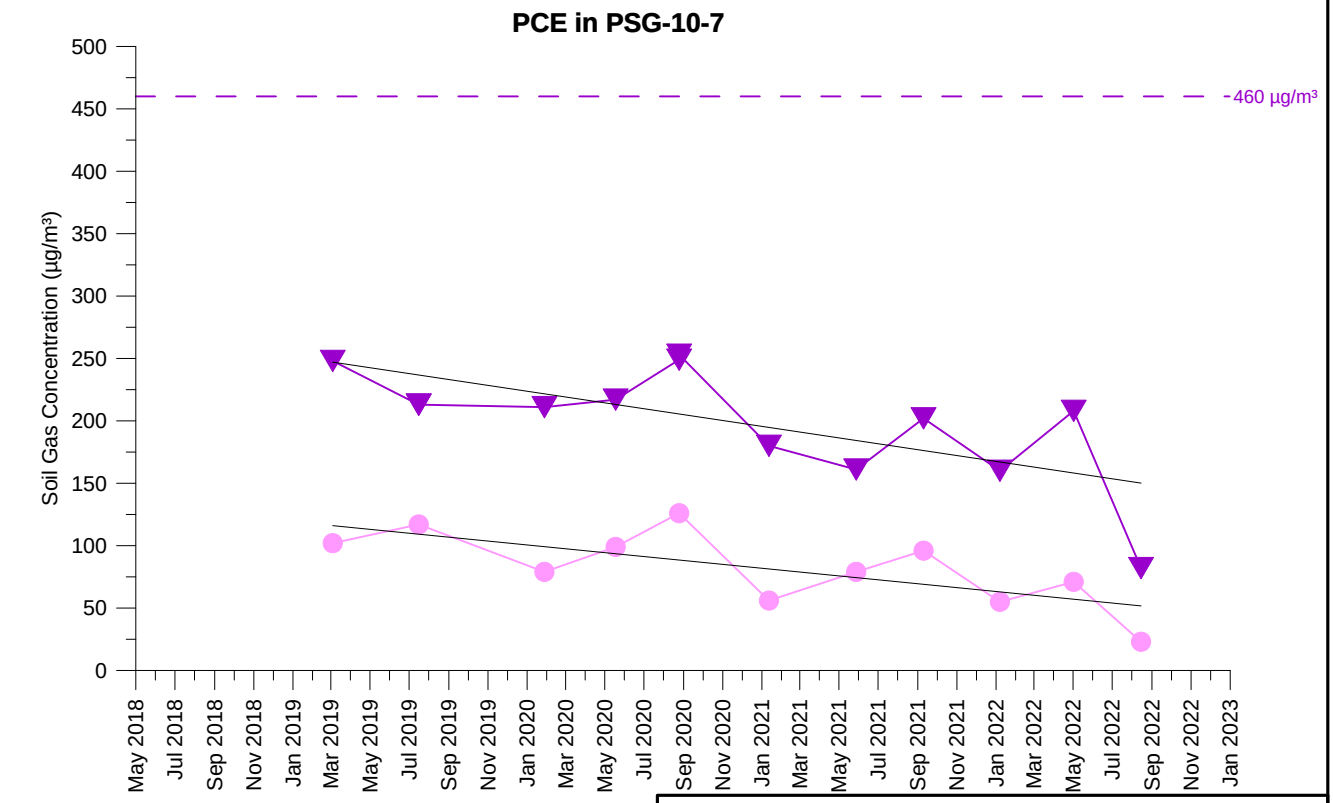

TCE Concentration (5 feet)
TCE Concentration (15 feet)
PCE Concentration (5 feet)
PCE Concentration (15 feet)

Open symbol denotes non-detect value

PSG-10-7
TCE AND PCE SOIL GAS CONCENTRATIONS OVER TIME
PARCEL 10
Former Ford Aeronutronic Property
Newport Beach, California

wsp	By: DMO	Proj. No. 8620397107.1.1G
	Date: 2/2/2023	Figure **H-1-243**

C:\Users\dave.oshea\Wood PLC\Bay Area Graphics - Documents\FordNB\fnb\1.1H\22_1117_gr\app_H1\psg_H-1-243_PSG-10-7.grf

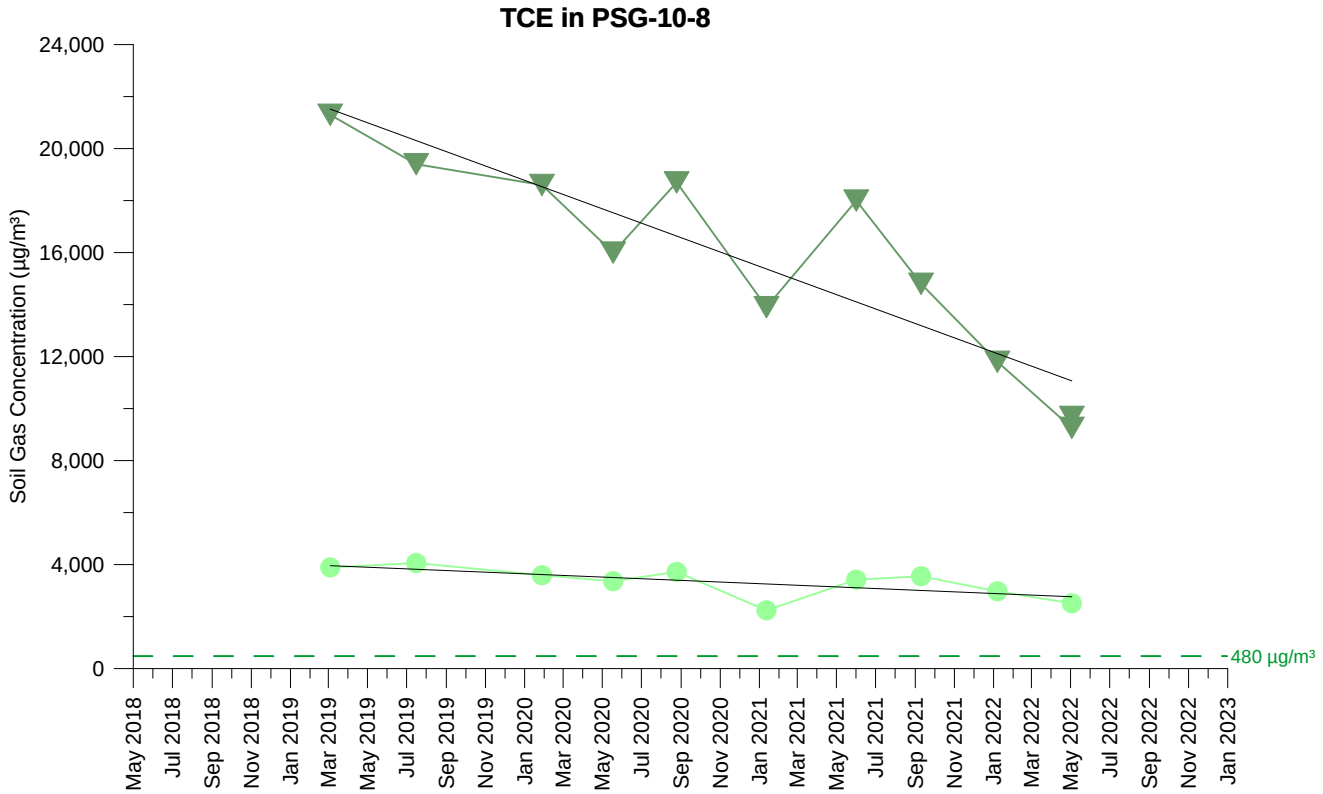

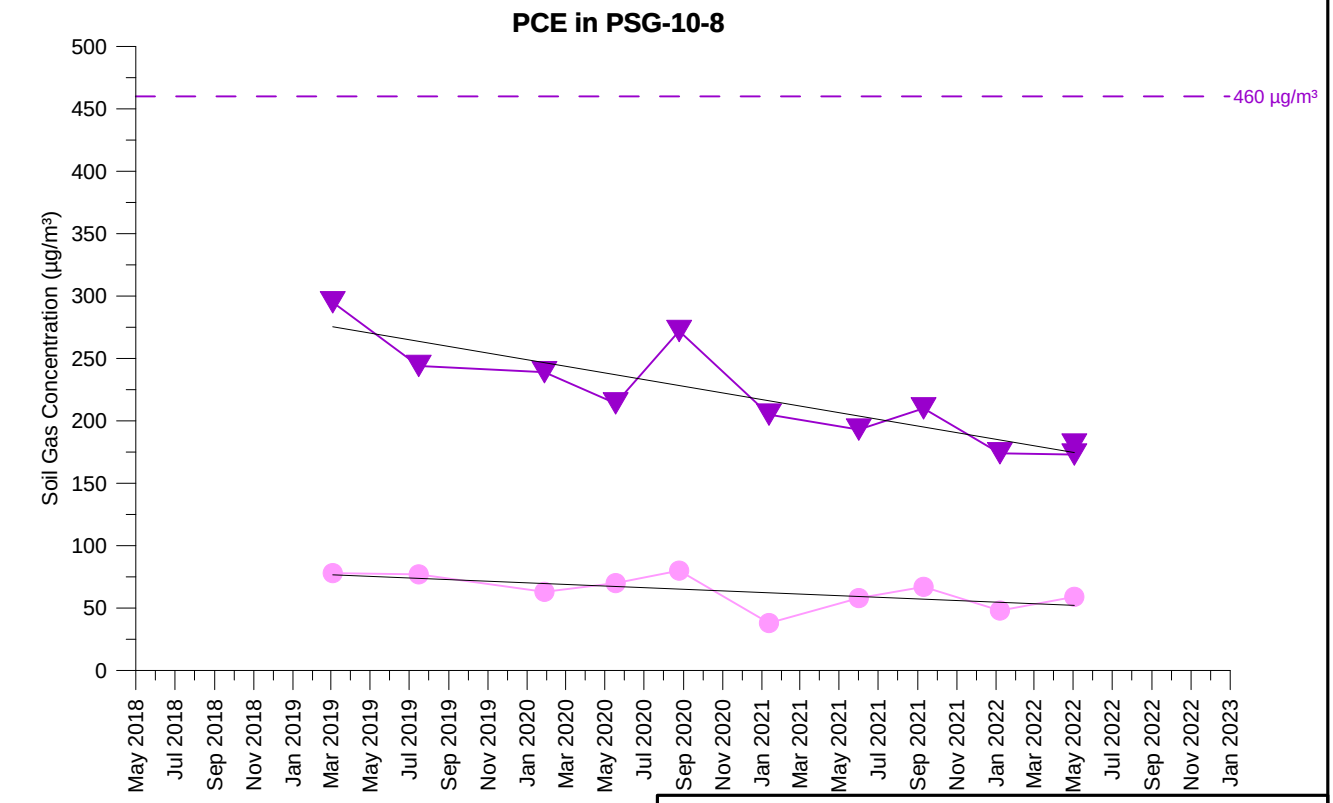

TCE Concentration (5 feet)
TCE Concentration (15 feet)
PCE Concentration (5 feet)
PCE Concentration (15 feet)

Open symbol denotes non-detect value

PSG-10-8
TCE AND PCE SOIL GAS CONCENTRATIONS OVER TIME
PARCEL 10
Former Ford Aeronutronic Property
Newport Beach, California

wsp	By: DMO	Proj. No. 8620397107.1.1G
	Date: 2/2/2023	Figure **H-1-244**

C:\Users\dave.oshea\Wood PLC\Bay Area Graphics - Documents\FordNB\fnb\1.1H\22_1117_gr\app_H1\psg_H-1-244_PSG-10-8.grf

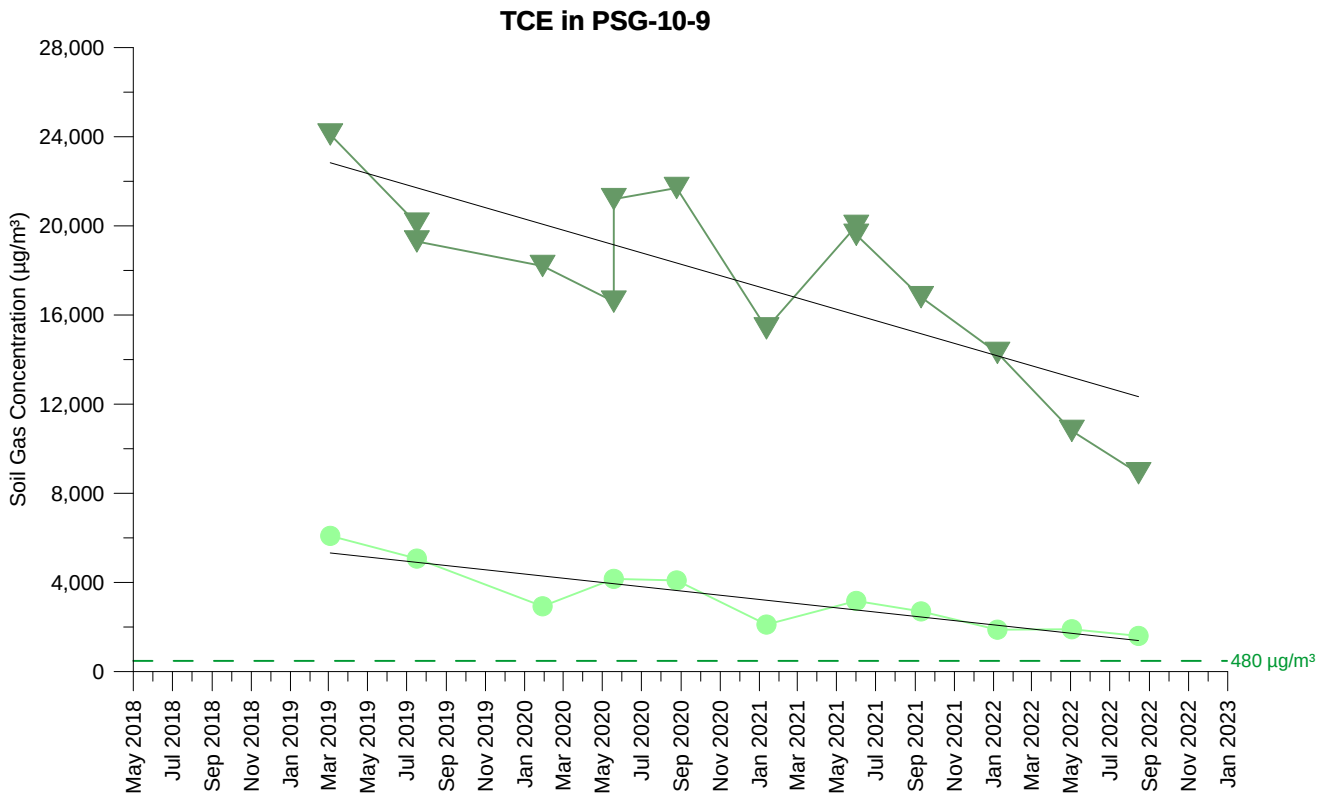

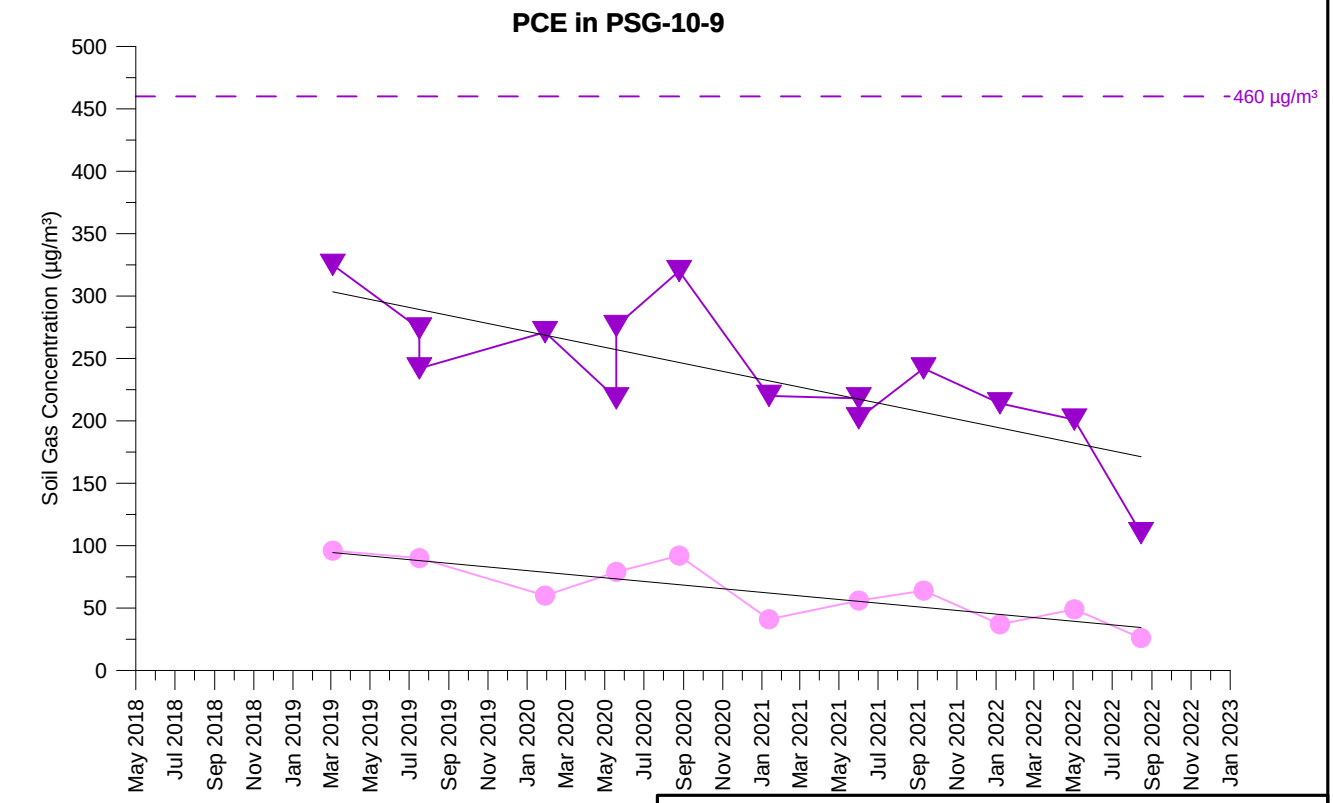

TCE Concentration (5 feet)
TCE Concentration (15 feet)
PCE Concentration (5 feet)
PCE Concentration (15 feet)

Open symbol denotes non-detect value

PSG-10-9
TCE AND PCE SOIL GAS CONCENTRATIONS OVER TIME
PARCEL 10
Former Ford Aeronutronic Property
Newport Beach, California

wsp	By: DMO	Proj. No. 8620397107.1.1G
	Date: 2/2/2023	Figure **H-1-245**

C:\Users\dave.oshea\Wood PLC\Bay Area Graphics - Documents\FordNB\fnb\1.1H\22_1117_gr\app_H1\psg_H-1-245_PSG-10-9.grf

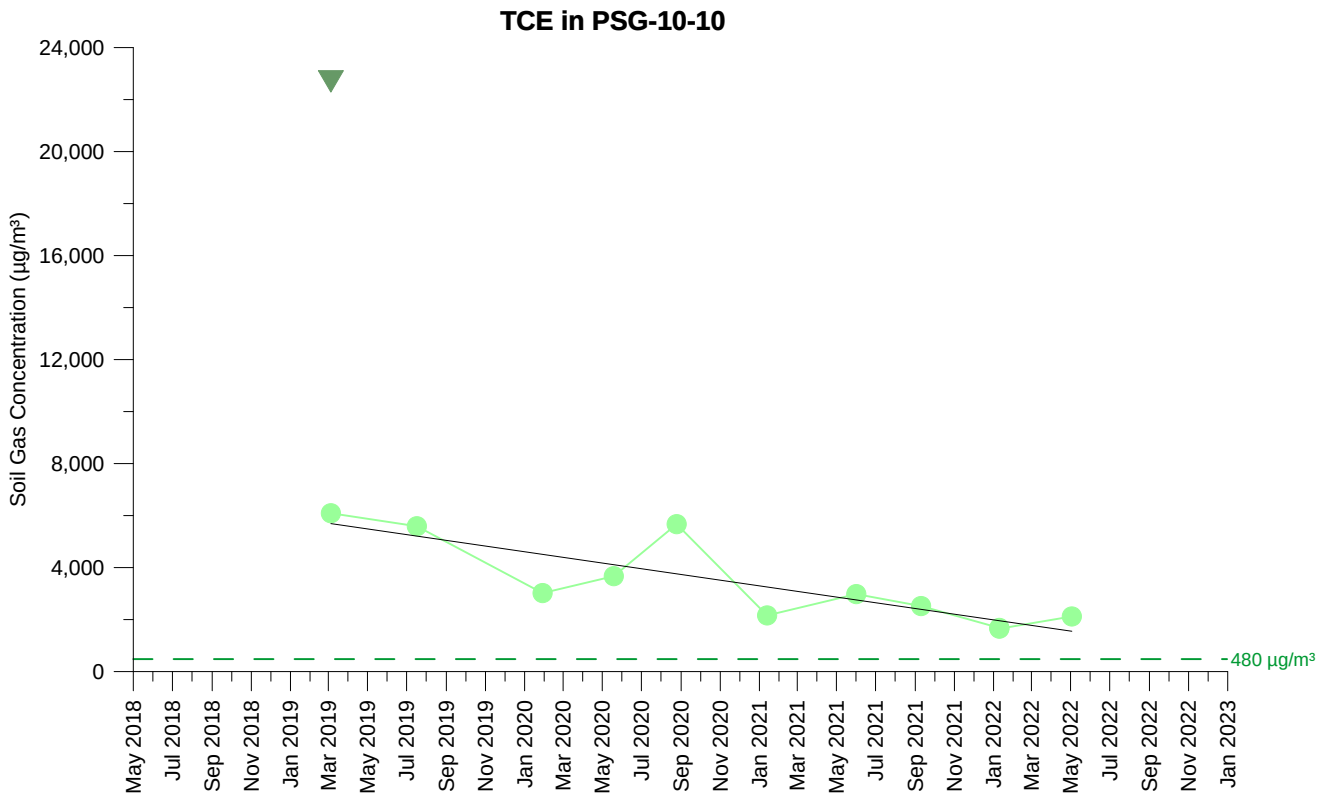

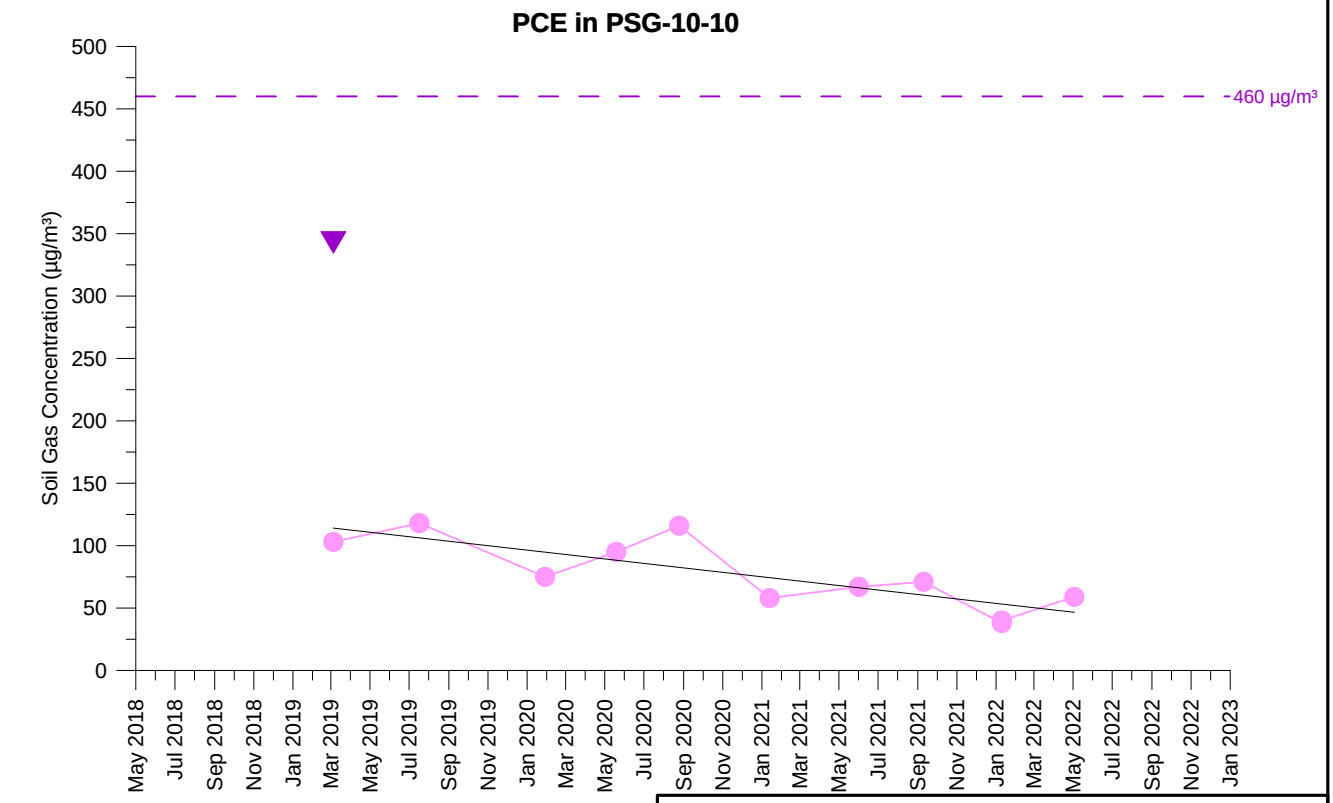

TCE Concentration (5 feet)
TCE Concentration (15 feet)
PCE Concentration (5 feet)
PCE Concentration (15 feet)

Open symbol denotes non-detect value

PSG-10-10
TCE AND PCE SOIL GAS CONCENTRATIONS OVER TIME
PARCEL 10
Former Ford Aeronutronic Property
Newport Beach, California

wsp	By: DMO	Proj. No. 8620397107.1.1G
	Date: 2/2/2023	Figure **H-1-246**

C:\Users\dave.oshea\Wood PLC\Bay Area Graphics - Documents\FordNB\fnb\1.1H\22_1117_gr\app_H1\psg_H-1-246_PSG-10-10.grf

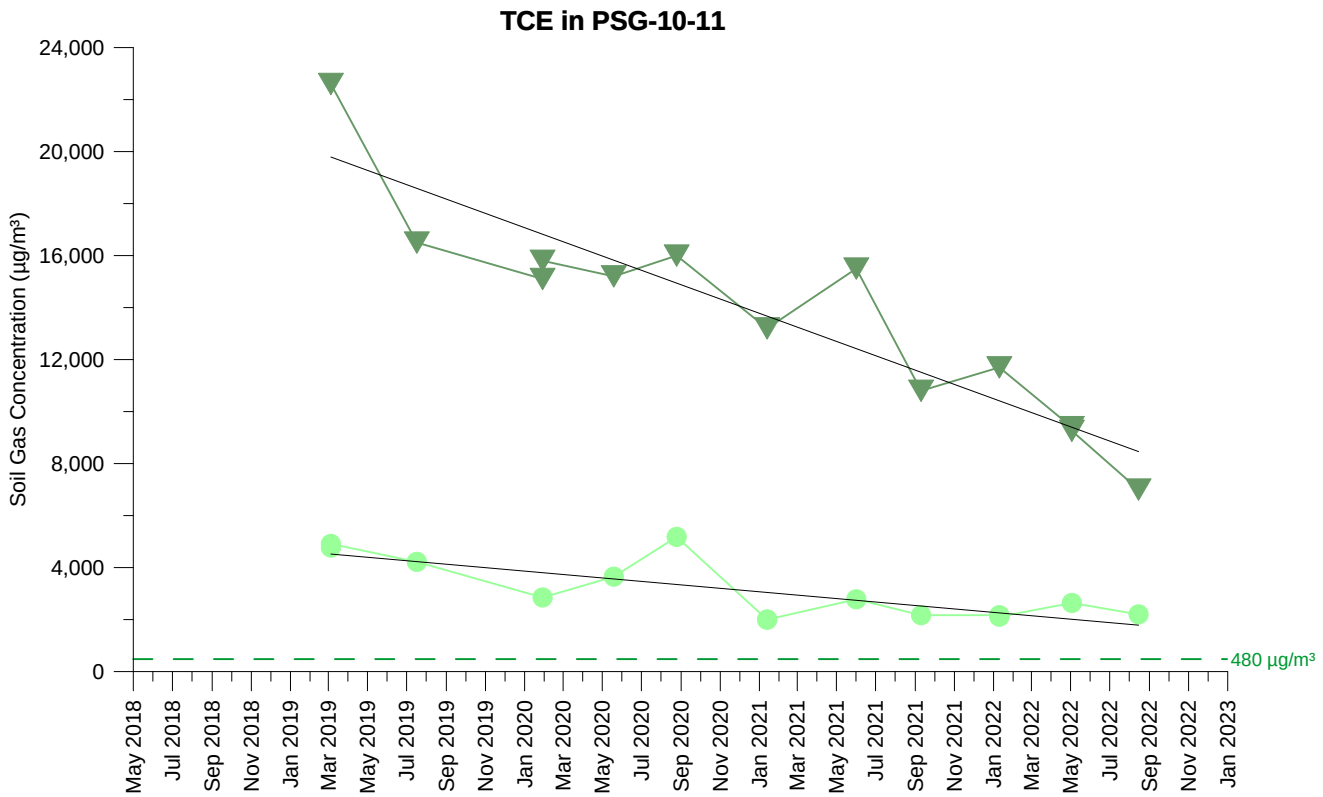

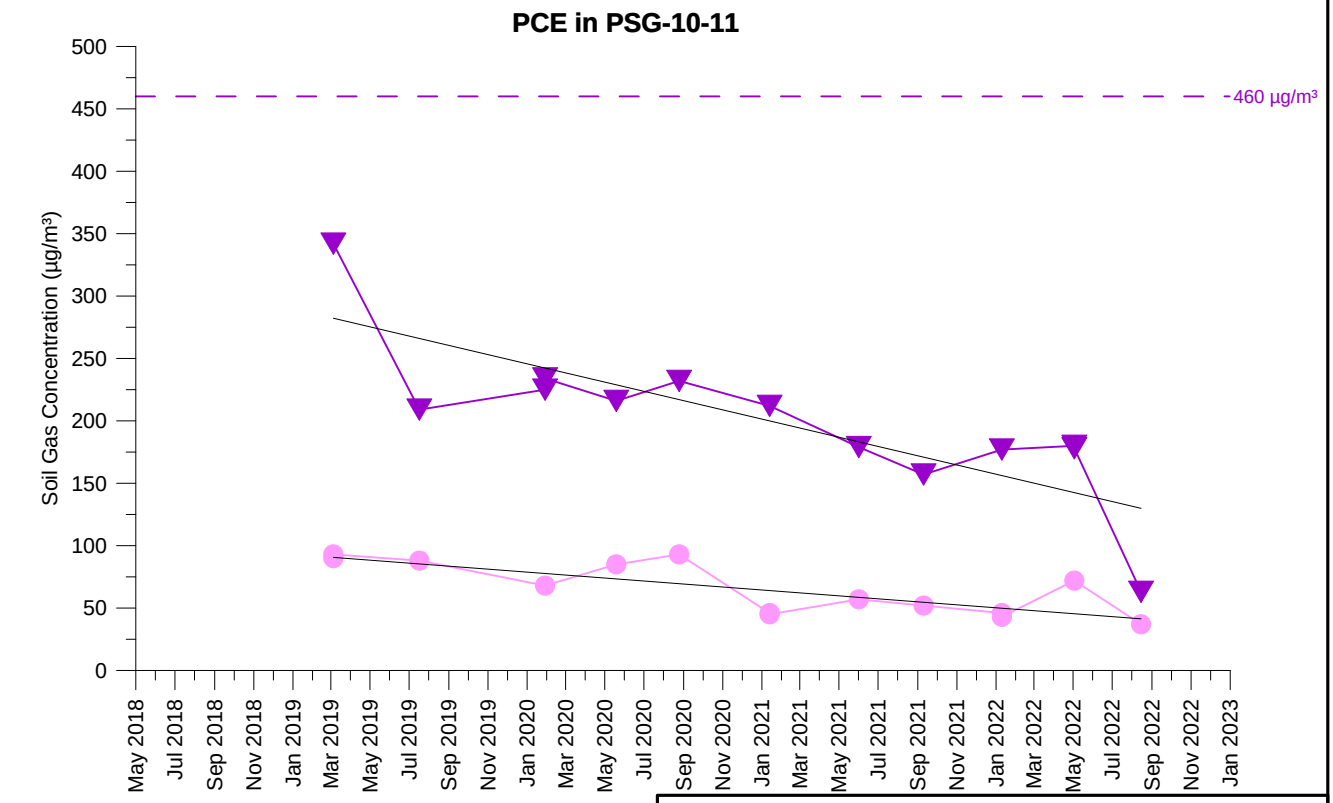

TCE Concentration (5 feet)
TCE Concentration (15 feet)
PCE Concentration (5 feet)
PCE Concentration (15 feet)

Open symbol denotes non-detect value

PSG-10-11
TCE AND PCE SOIL GAS CONCENTRATIONS OVER TIME
PARCEL 10
Former Ford Aeronutronic Property
Newport Beach, California

wsp	By: DMO	Proj. No. 8620397107.1.1G
	Date: 2/2/2023	Figure **H-1-247**

C:\Users\dave.oshea\Wood PLC\Bay Area Graphics - Documents\FordNB\fnb\1.1H\22_1117_gr\app_H1\psg_H-1-247_PSG-10-11.grf

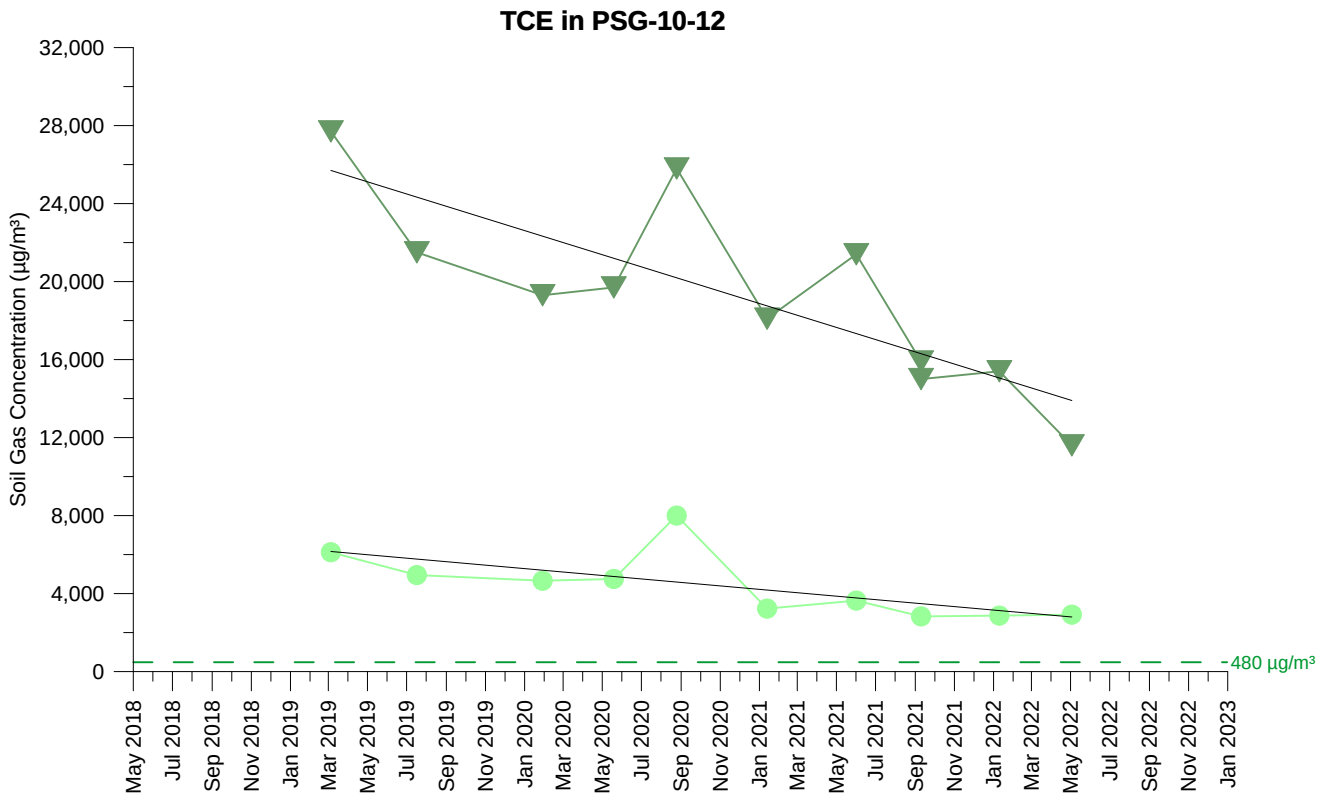

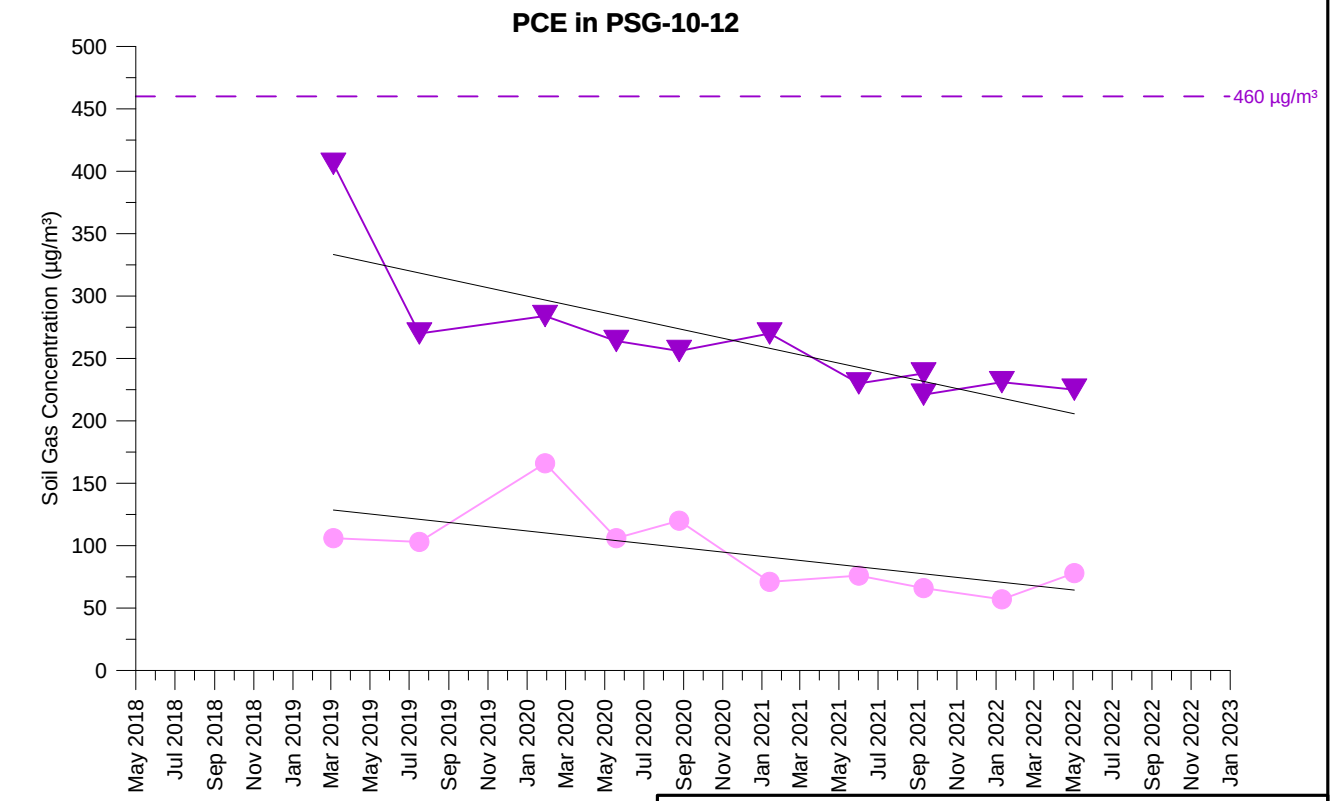

TCE Concentration (5 feet)
TCE Concentration (15 feet)
PCE Concentration (5 feet)
PCE Concentration (15 feet)

Open symbol denotes non-detect value

PSG-10-12
TCE AND PCE SOIL GAS CONCENTRATIONS OVER TIME
PARCEL 10
Former Ford Aeronutronic Property
Newport Beach, California

wsp	By: DMO	Proj. No. 8620397107.1.1G
	Date: 2/2/2023	Figure **H-1-248**

C:\Users\dave.oshea\Wood PLC\Bay Area Graphics - Documents\FordNB\fnb\1.1H\22_1117_gr\app_H1\psg_H-1-248_PSG-10-12.grf

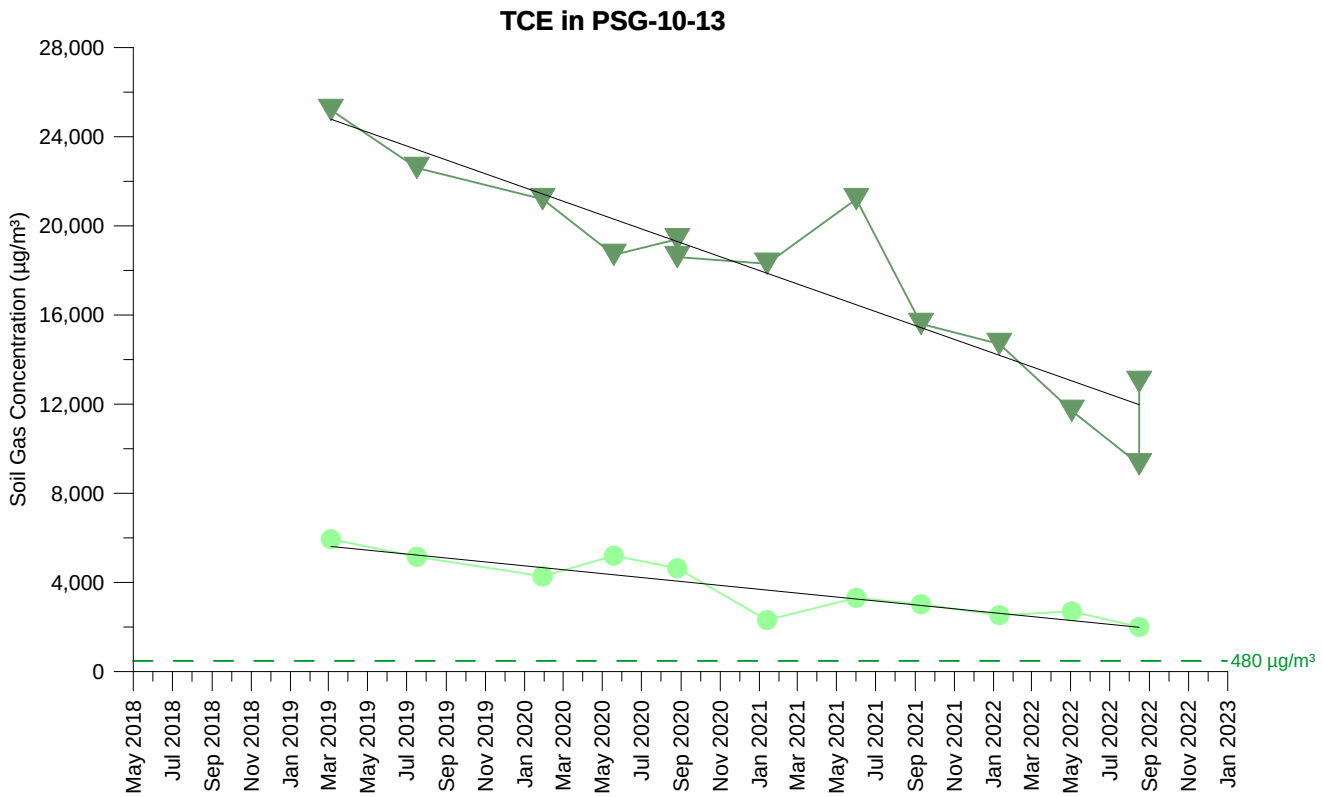

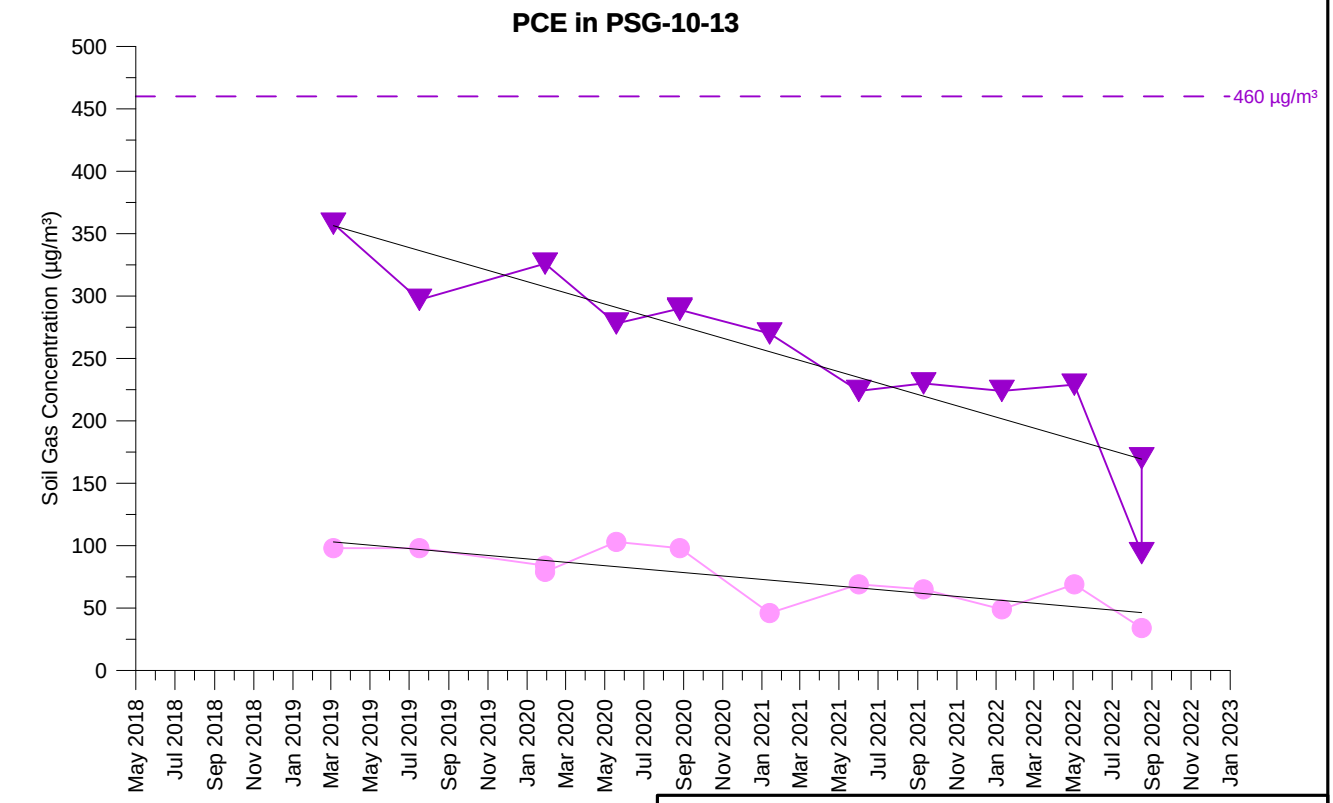

TCE Concentration (5 feet)
TCE Concentration (15 feet)
PCE Concentration (5 feet)
PCE Concentration (15 feet)

Open symbol denotes non-detect value

PSG-10-13
TCE AND PCE SOIL GAS CONCENTRATIONS OVER TIME
PARCEL 10
Former Ford Aeronutronic Property
Newport Beach, California

wsp	By: DMO	Proj. No. 8620397107.1.1G
	Date: 2/2/2023	Figure **H-1-249**

C:\Users\dave.oshea\Wood PLC\Bay Area Graphics - Documents\FordNB\fnb\1.1H\22_1117_gr\app_H1\psg_H-1-249_PSG-10-13.grf

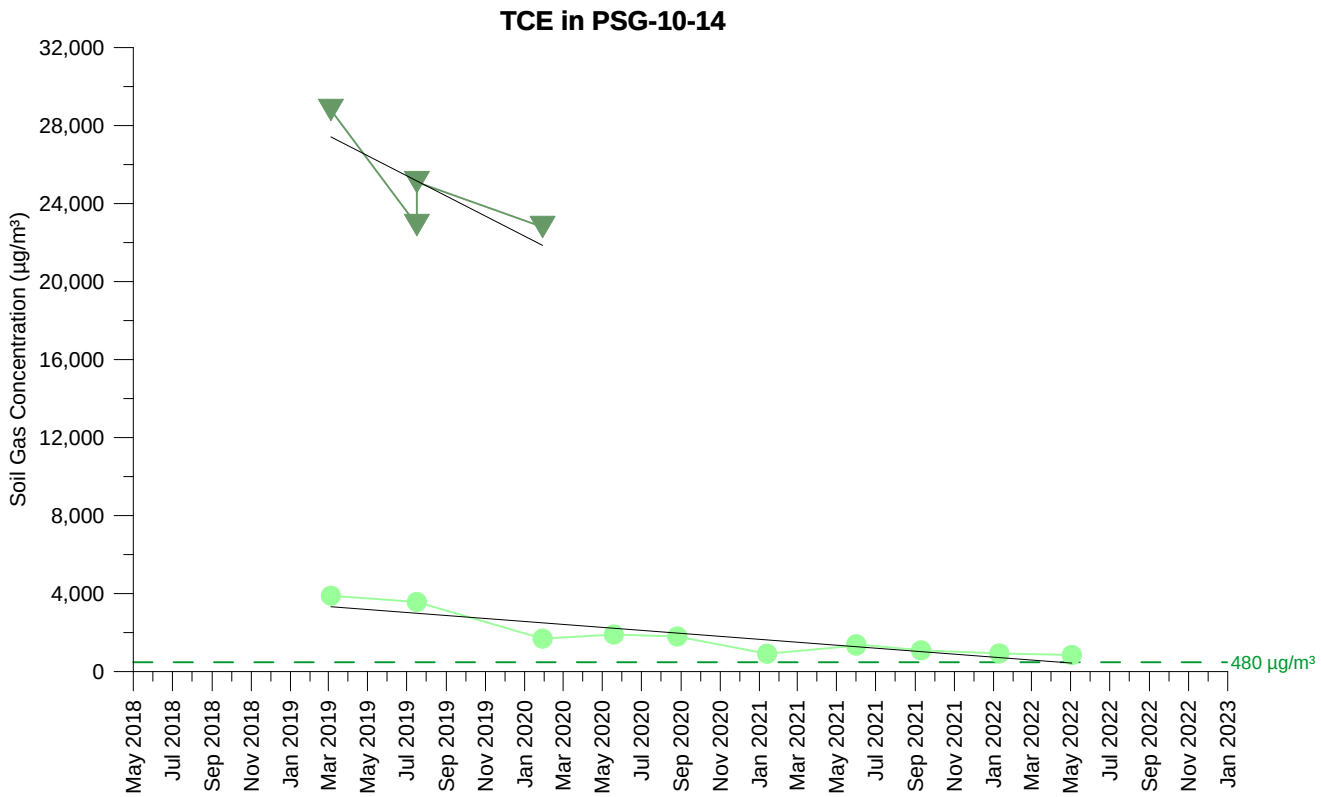

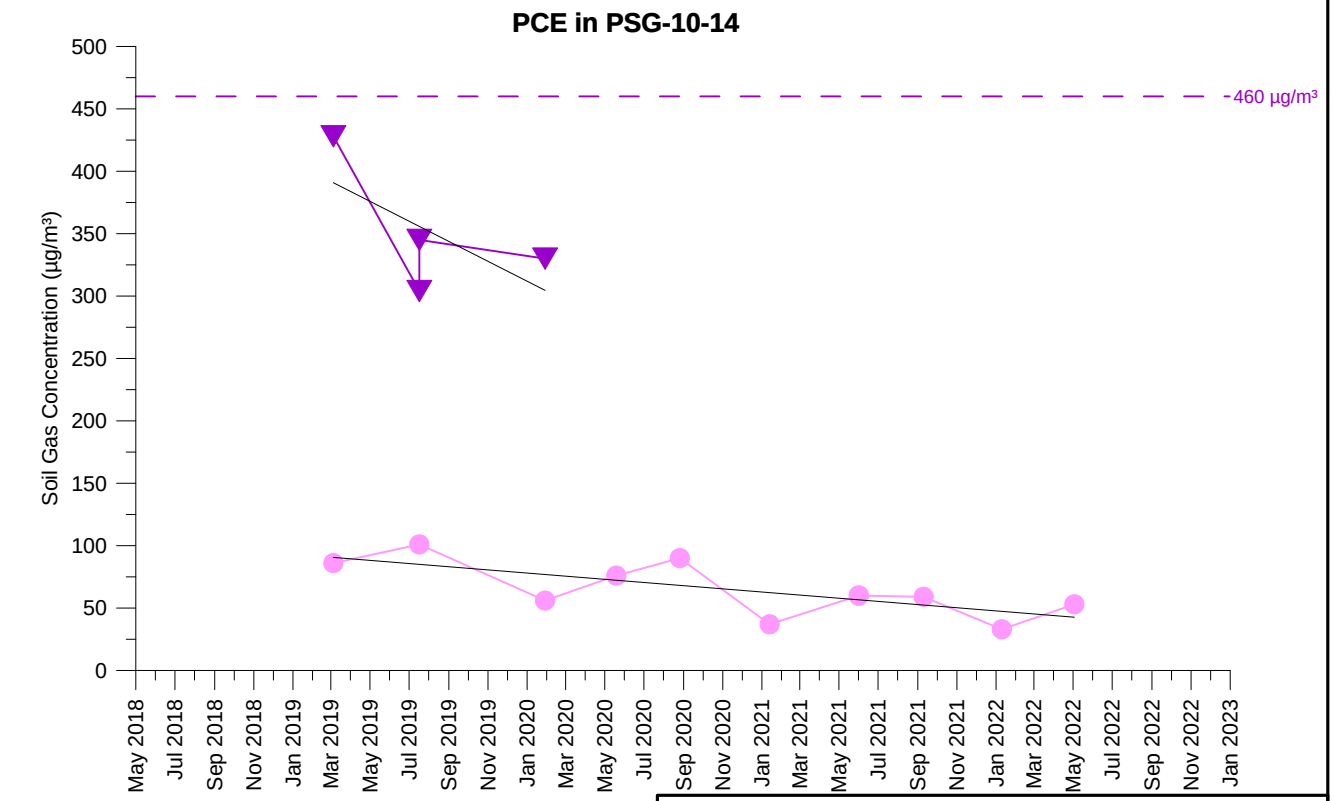

TCE Concentration (5 feet)
TCE Concentration (15 feet)
PCE Concentration (5 feet)
PCE Concentration (15 feet)

Open symbol denotes non-detect value

PSG-10-14
TCE AND PCE SOIL GAS CONCENTRATIONS OVER TIME
PARCEL 10
Former Ford Aeronutronic Property
Newport Beach, California

wsp	By: DMO	Proj. No. 8620397107.1.1G
	Date: 2/2/2023	Figure **H-1-250**

C:\Users\dave.oshea\Wood PLC\Bay Area Graphics - Documents\FordNB\fnb\1.1H\22_1117_gr\app_H1\psg_H-1-250_PSG-10-14.grf

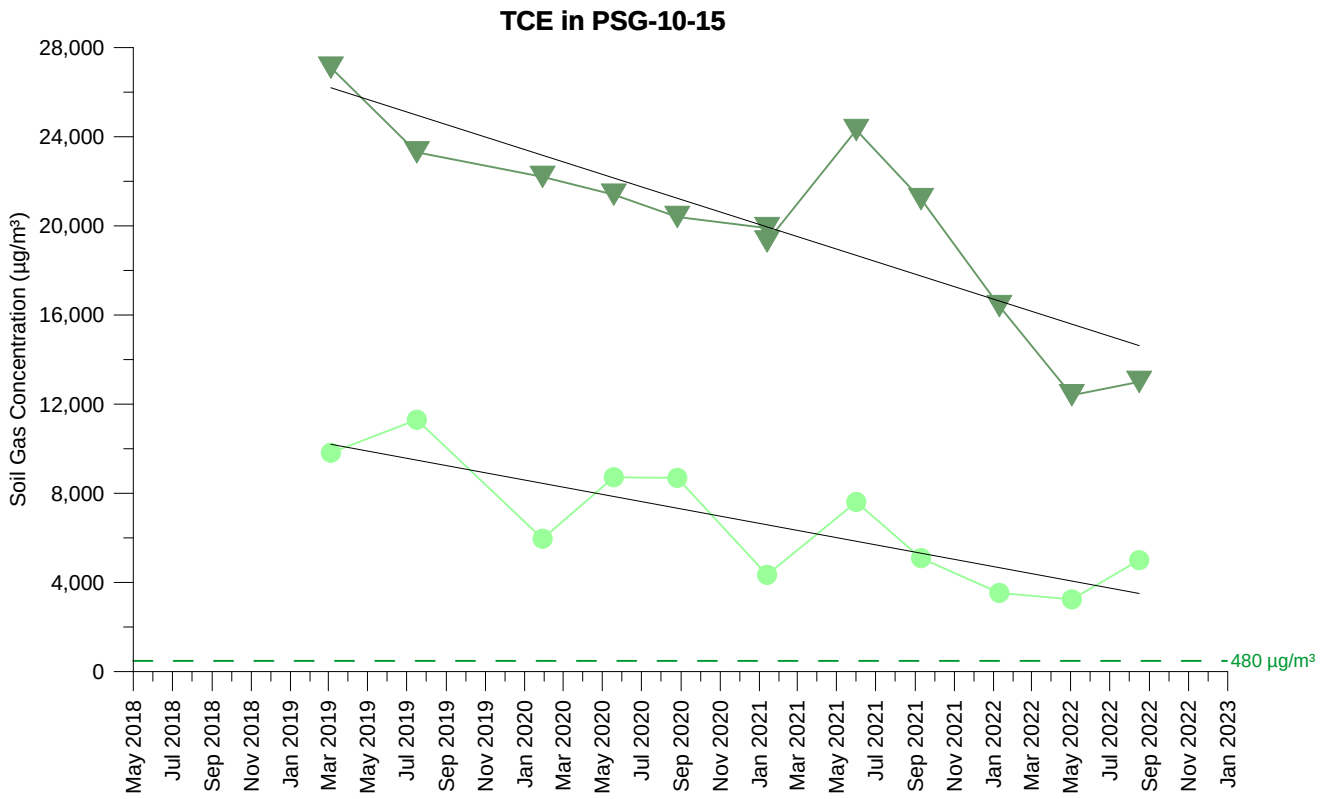

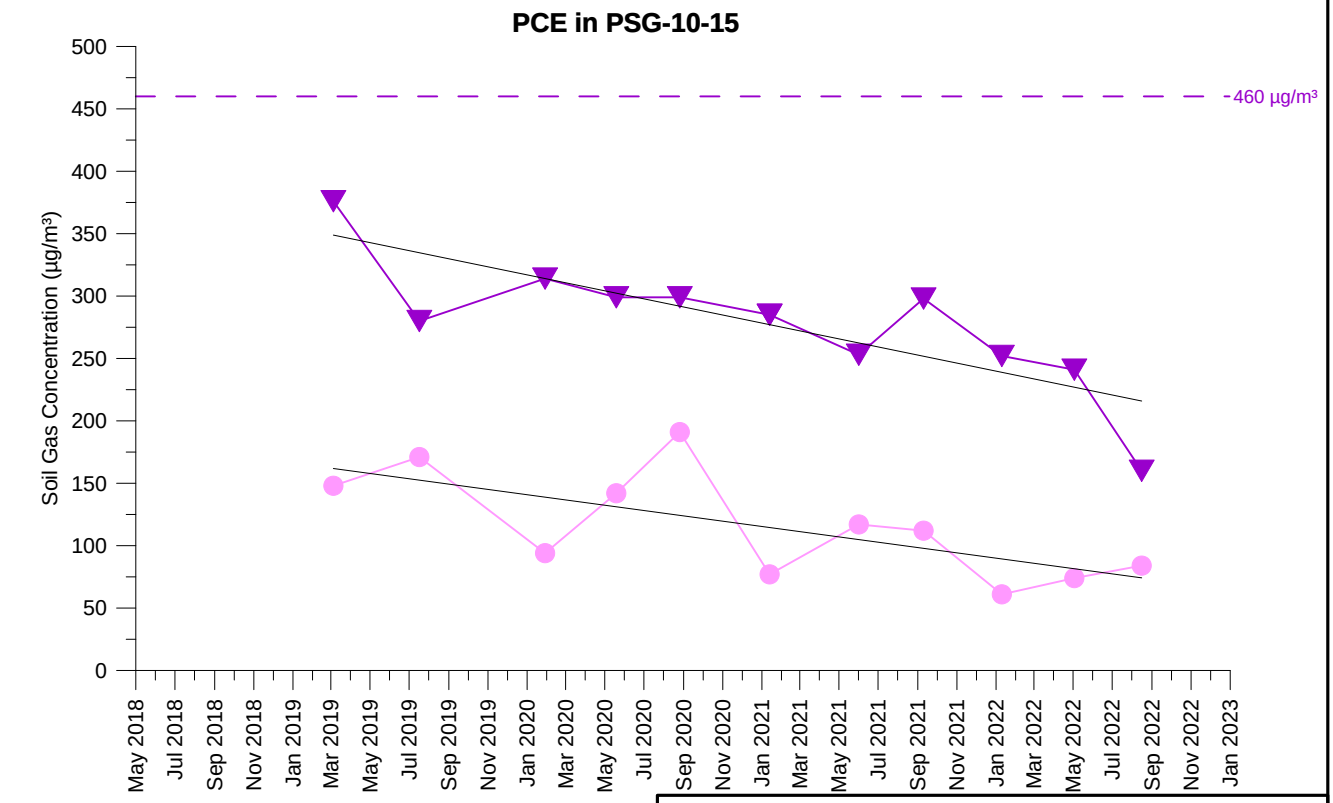

TCE Concentration (5 feet)
TCE Concentration (15 feet)
PCE Concentration (5 feet)
PCE Concentration (15 feet)

Open symbol denotes non-detect value

PSG-10-15
TCE AND PCE SOIL GAS CONCENTRATIONS OVER TIME
PARCEL 10
Former Ford Aeronutronic Property
Newport Beach, California

wsp	By: DMO	Proj. No. 8620397107.1.1G
	Date: 2/2/2023	Figure **H-1-251**

C:\Users\dave.oshea\Wood PLC\Bay Area Graphics - Documents\FordNB\fnb\1.1H\22_1117_gr\app_H1\psg_H-1-251_PSG-10-15.grf

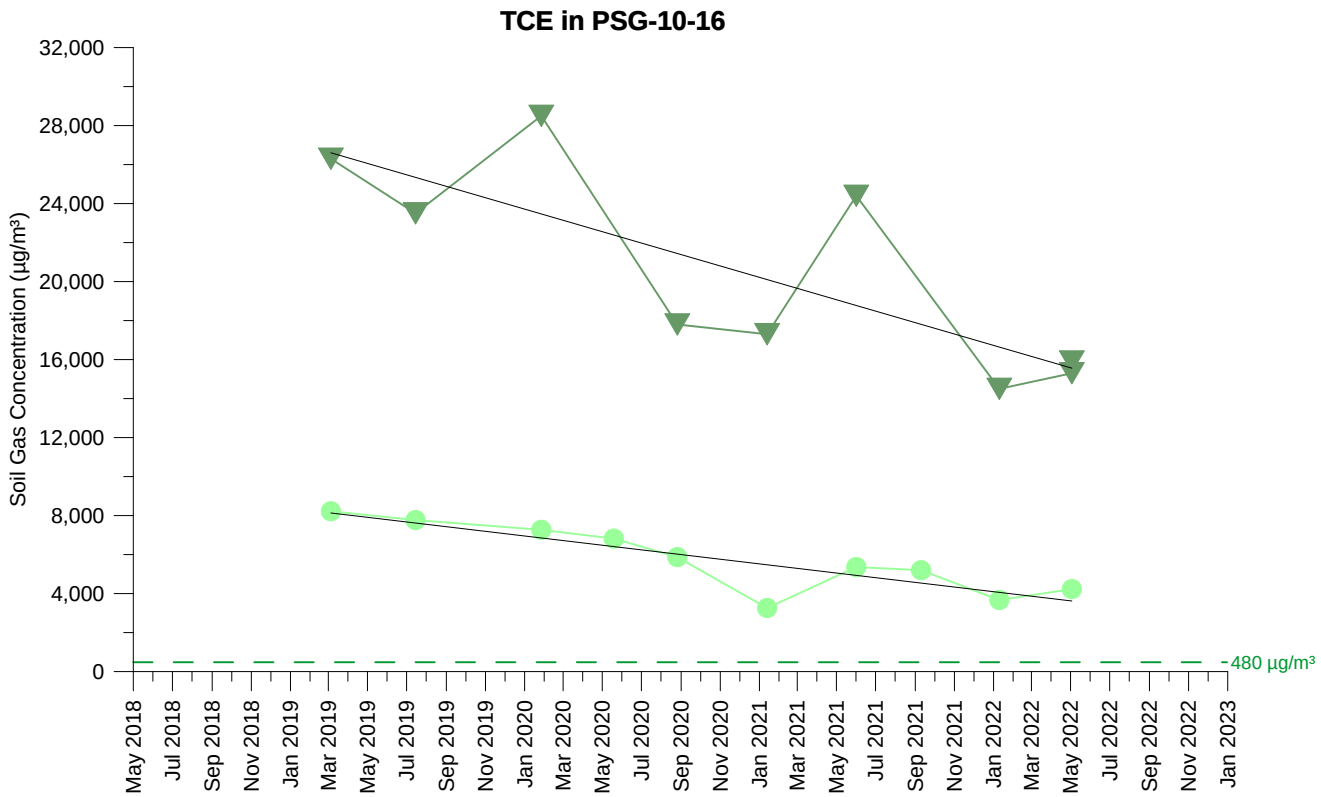

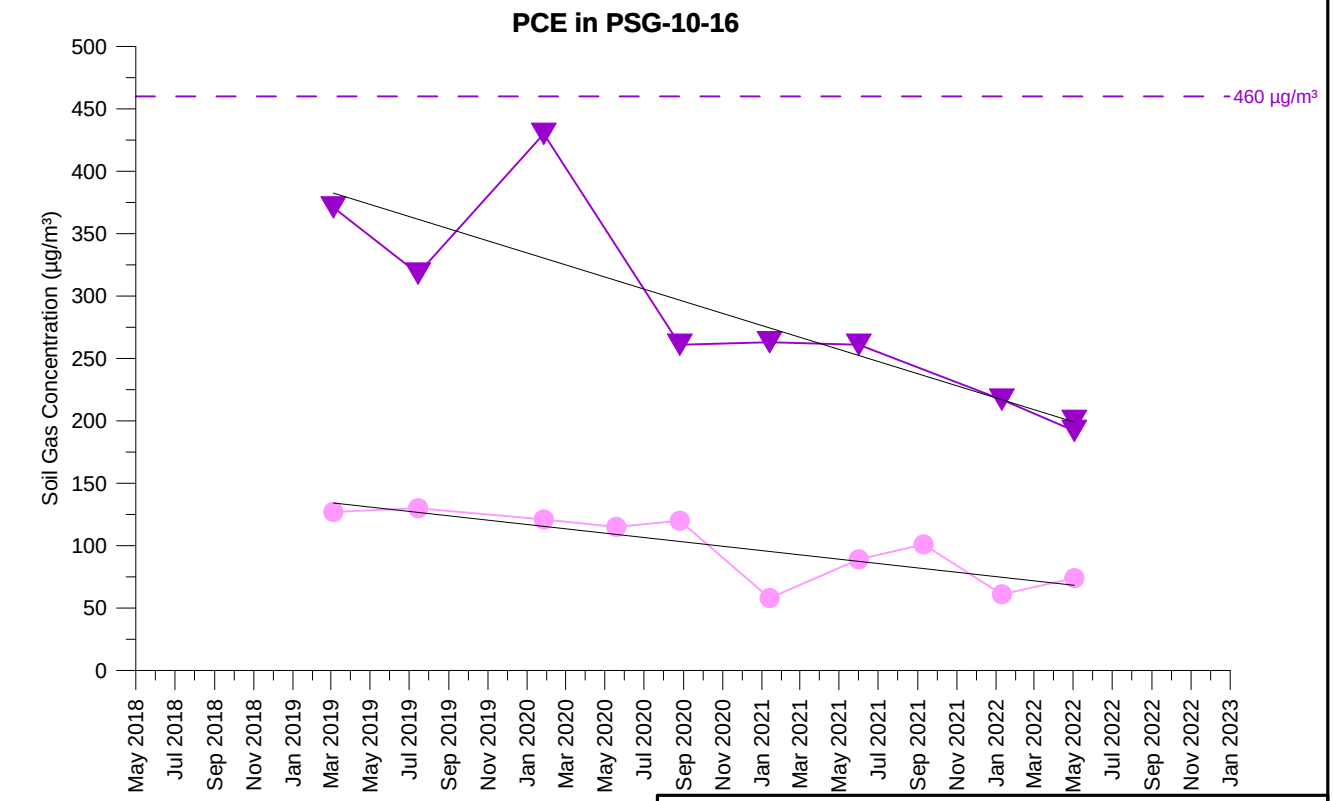

TCE Concentration (5 feet)
TCE Concentration (15 feet)
PCE Concentration (5 feet)
PCE Concentration (15 feet)

Open symbol denotes non-detect value

PSG-10-16
TCE AND PCE SOIL GAS CONCENTRATIONS OVER TIME
PARCEL 10
Former Ford Aeronutronic Property
Newport Beach, California

wsp	By: DMO	Proj. No. 8620397107.1.1G
	Date: 2/2/2023	Figure **H-1-252**

C:\Users\dave.oshea\Wood PLC\Bay Area Graphics - Documents\FordNB\fnb\1.1H\22_1117_gr\app_H1\psg_H-1-252_PSG-10-16.grf

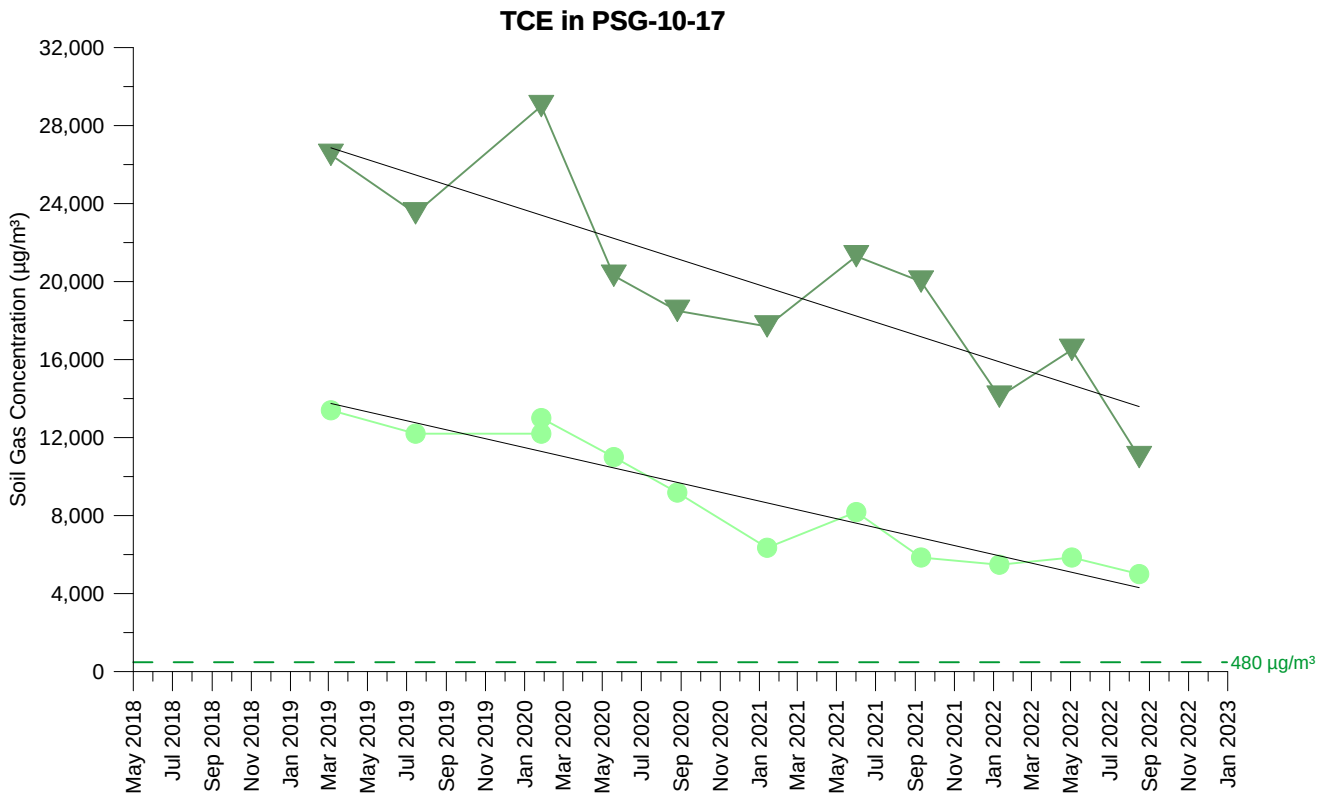

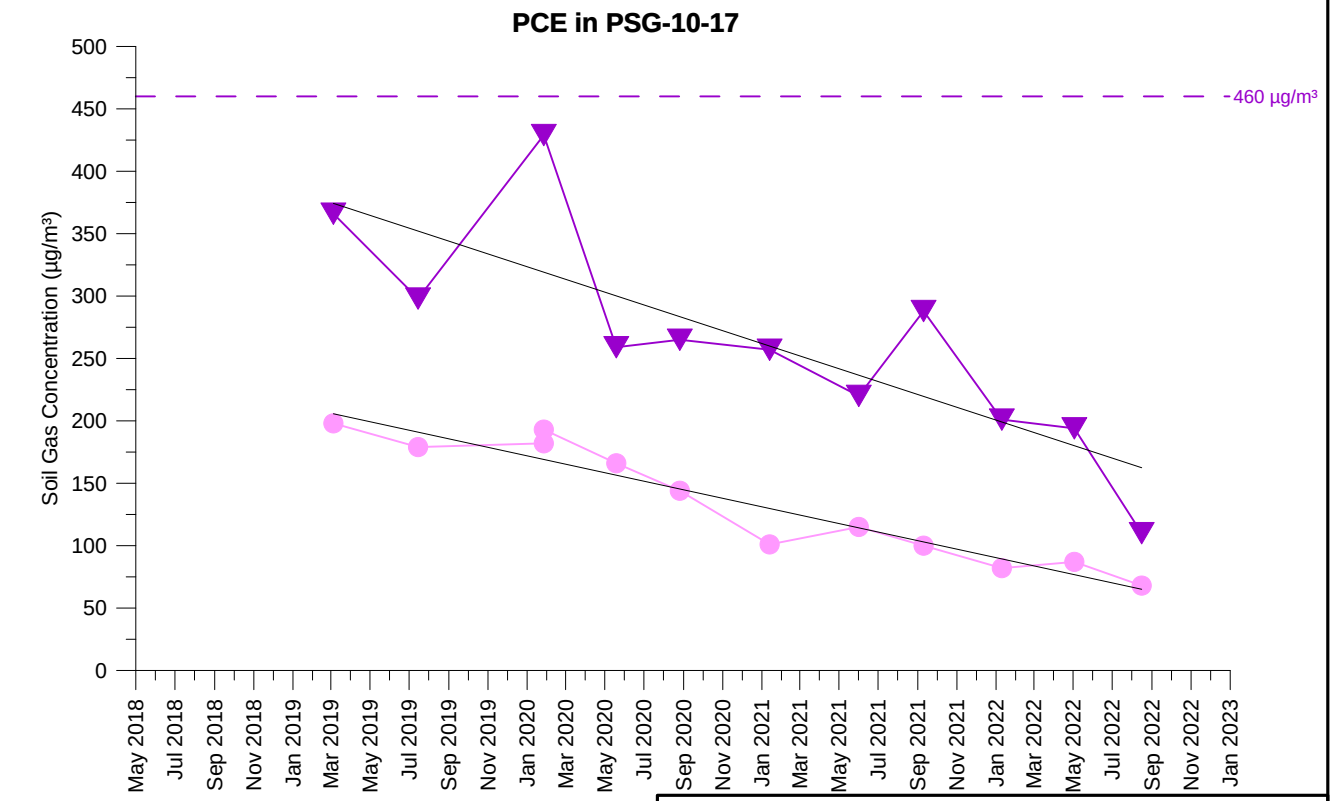

TCE Concentration (5 feet)
TCE Concentration (15 feet)
PCE Concentration (5 feet)
PCE Concentration (15 feet)

Open symbol denotes non-detect value

PSG-10-17
TCE AND PCE SOIL GAS CONCENTRATIONS OVER TIME
PARCEL 10
Former Ford Aeronutronic Property
Newport Beach, California

wsp	By: DMO	Proj. No. 8620397107.1.1G
	Date: 2/2/2023	Figure **H-1-253**

C:\Users\dave.oshea\Wood PLC\Bay Area Graphics - Documents\FordNB\fnb\1.1H\22_1117_gr\app_H1\psg_H-1-253_PSG-10-17.grf

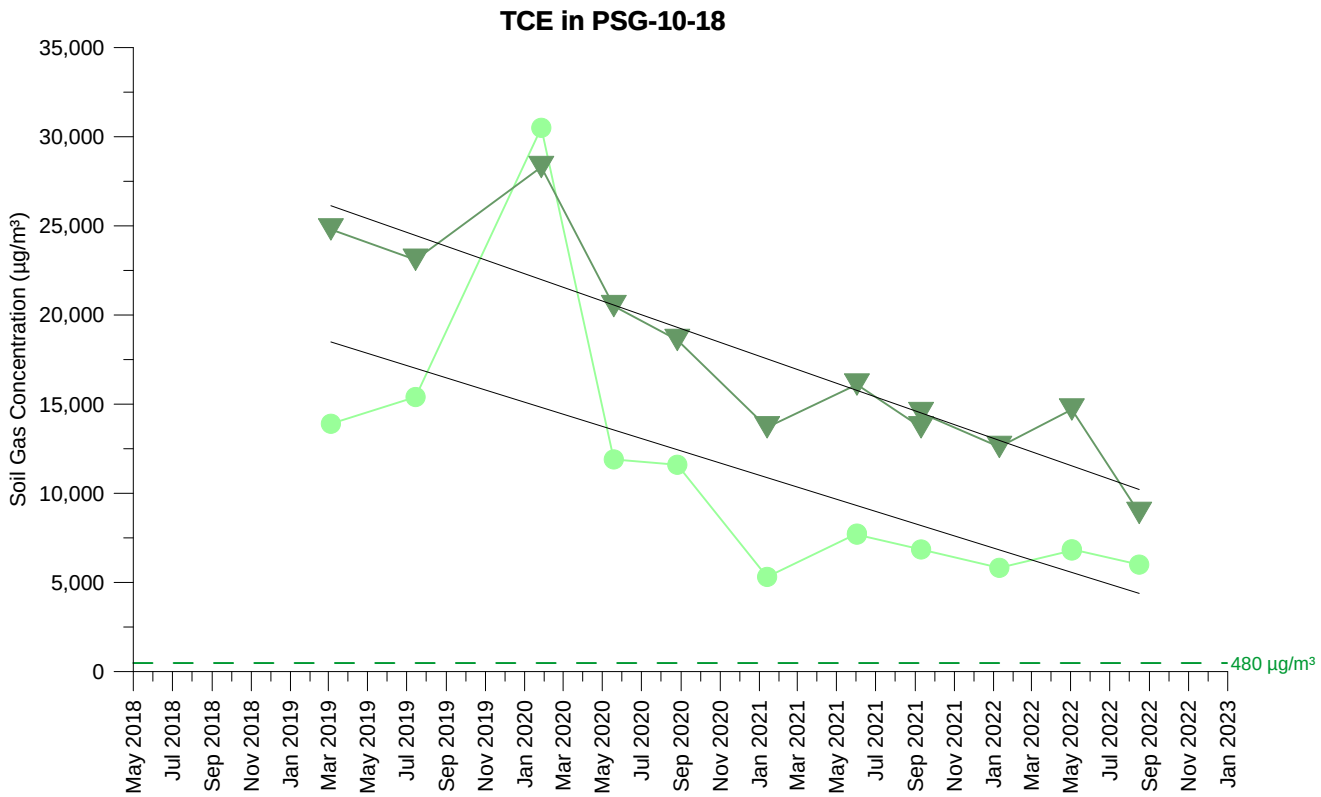

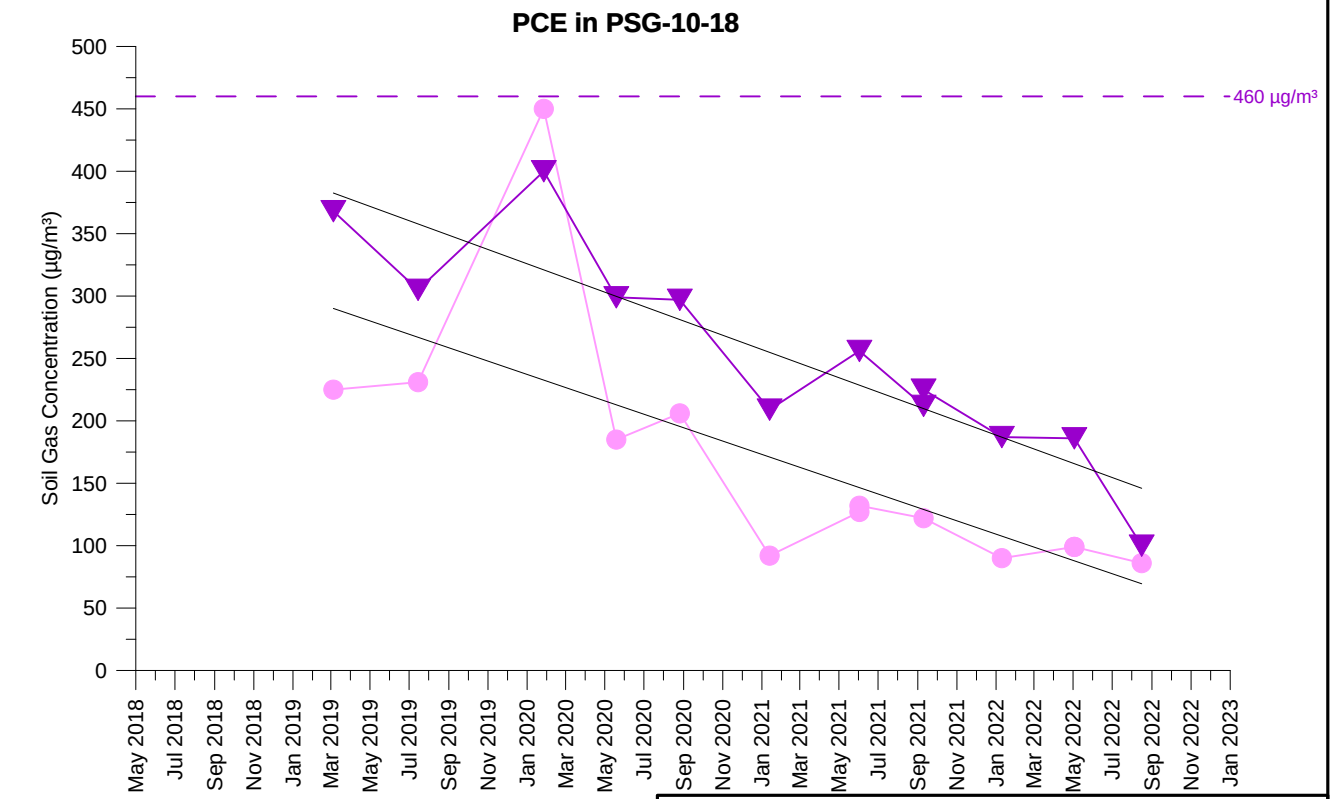

TCE Concentration (5 feet)
TCE Concentration (10.5 feet)
PCE Concentration (5 feet)
PCE Concentration (10.5 feet)

Open symbol denotes non-detect value

PSG-10-18
TCE AND PCE SOIL GAS CONCENTRATIONS OVER TIME
PARCEL 10
Former Ford Aeronutronic Property
Newport Beach, California

wsp	By: DMO	Proj. No. 8620397107.1.1G
	Date: 2/2/2023	Figure **H-1-254**

C:\Users\dave.oshea\Wood PLC\Bay Area Graphics - Documents\FordNB\fnb\1.1H\22_1117_gr\app_H1\psg_H-1-254_PSG-10-18.grf

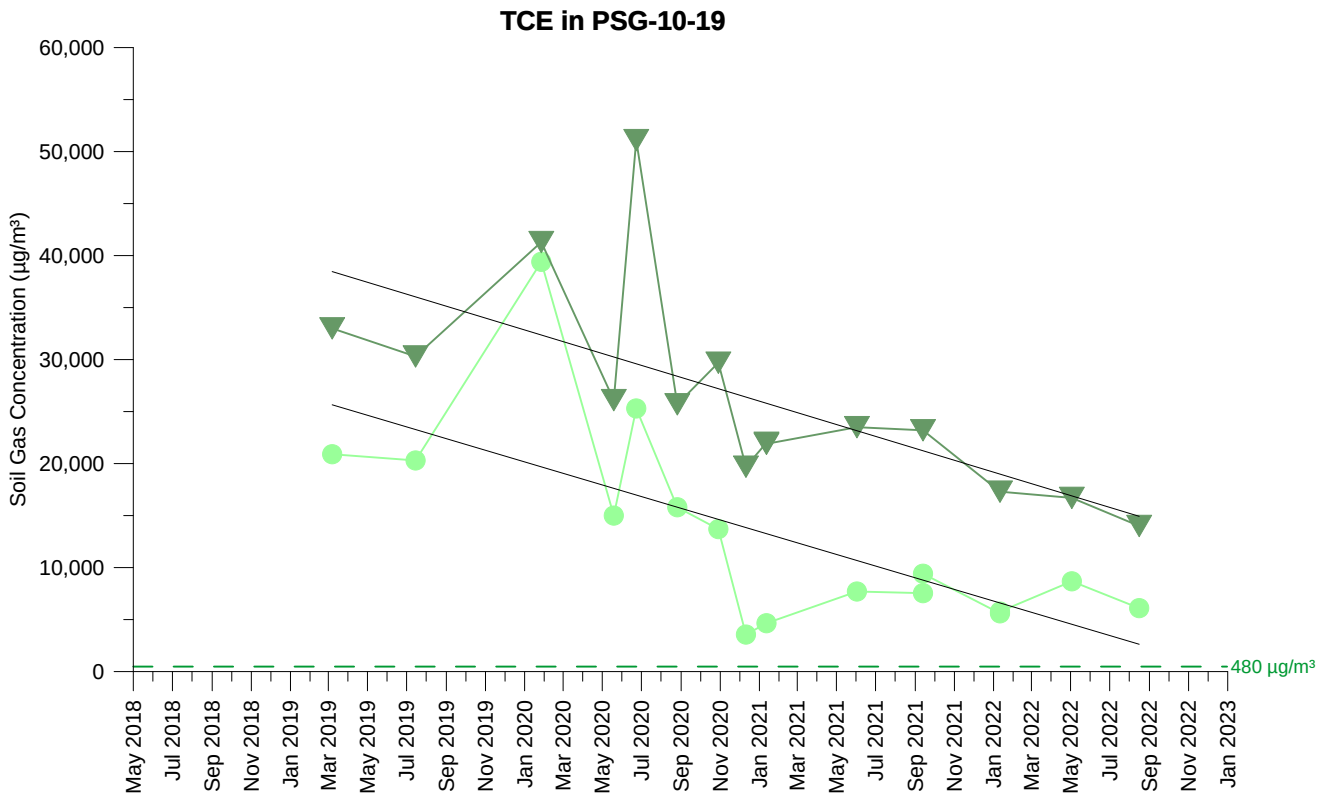

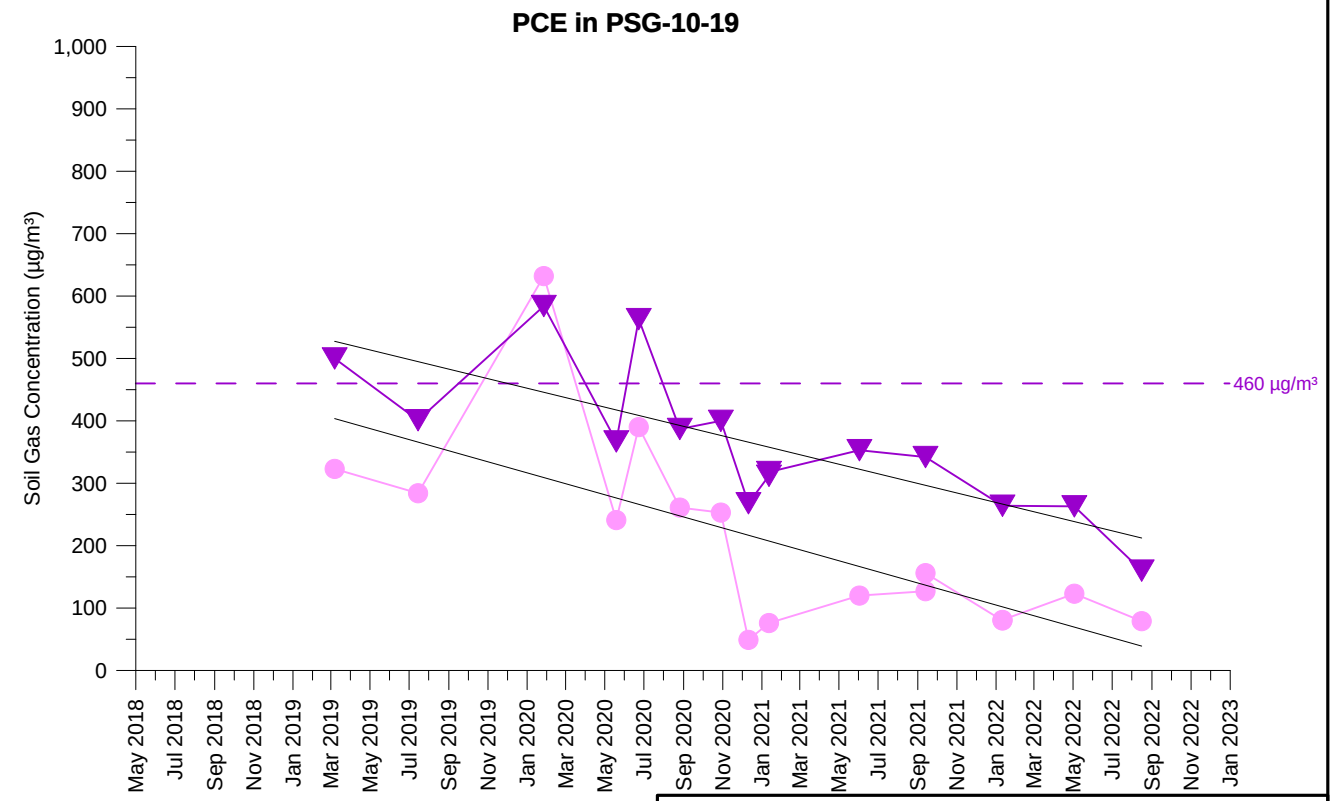

TCE Concentration (5 feet)
TCE Concentration (15 feet)
PCE Concentration (5 feet)
PCE Concentration (15 feet)

Open symbol denotes non-detect value

PSG-10-19
TCE AND PCE SOIL GAS CONCENTRATIONS OVER TIME
PARCEL 10
Former Ford Aeronutronic Property
Newport Beach, California

wsp	By: DMO	Proj. No. 8620397107.1.1G
	Date: 2/2/2023	Figure **H-1-255**

C:\Users\dave.oshea\Wood PLC\Bay Area Graphics - Documents\FordNB\fnb\1.1H\22_1117_gr\app_H1\psg_H-1-255_PSG-10-19.grf

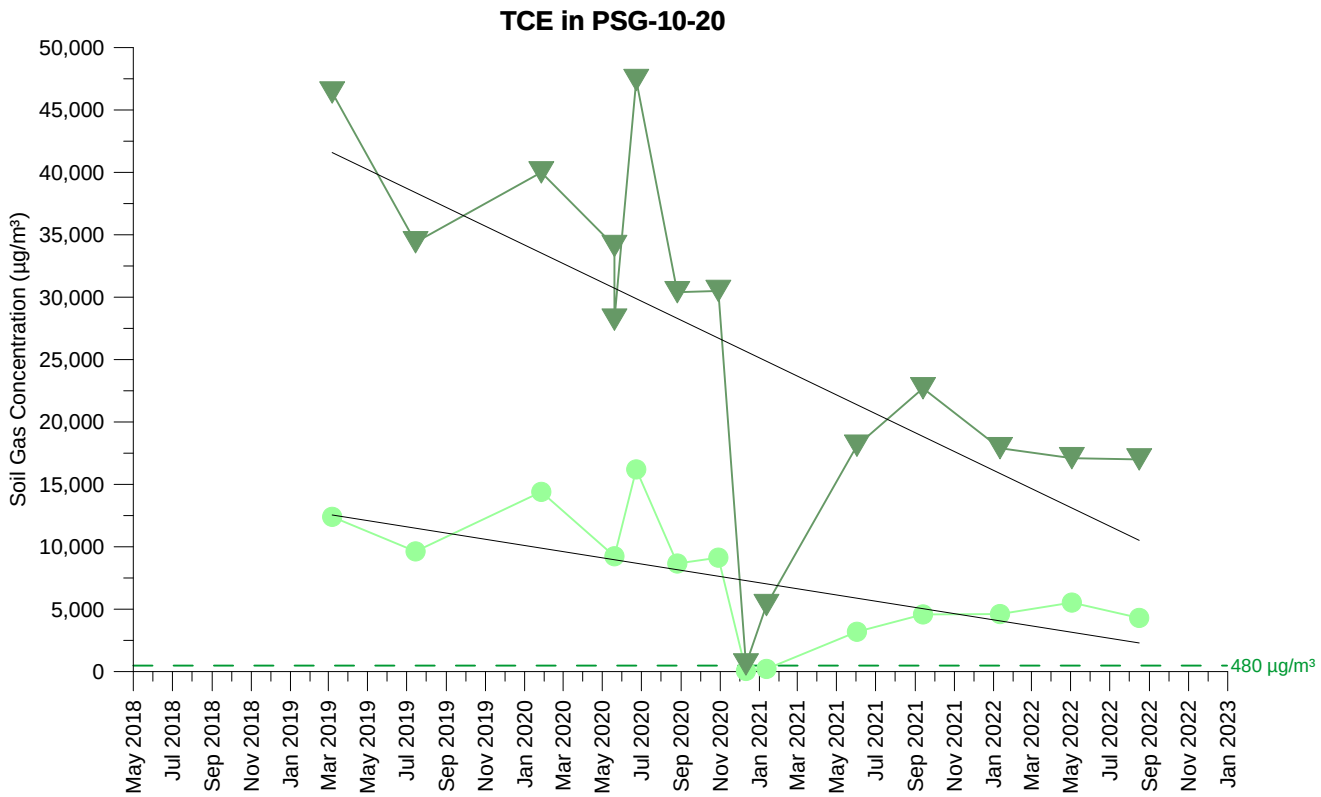

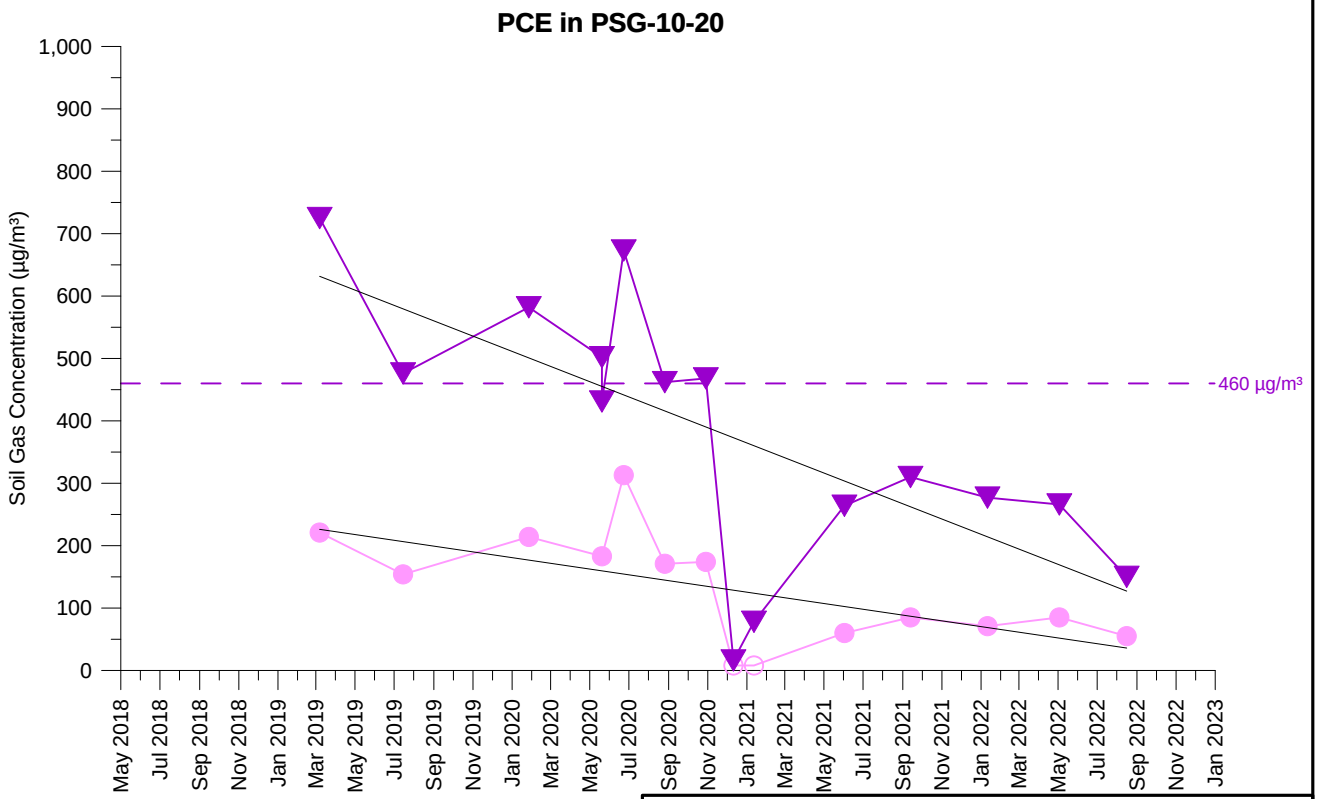

TCE Concentration (5 feet)
TCE Concentration (15 feet)
PCE Concentration (5 feet)
PCE Concentration (15 feet)

Open symbol denotes non-detect value

PSG-10-20
TCE AND PCE SOIL GAS CONCENTRATIONS OVER TIME
PARCEL 10
Former Ford Aeronutronic Property
Newport Beach, California

wsp	By: DMO	Proj. No. 8620397107.1.1G
	Date: 2/2/2023	Figure **H-1-256**

C:\Users\dave.oshea\Wood PLC\Bay Area Graphics - Documents\FordNB\fnb\1.1H\22_1117_gr\app_H1\psg_H-1-256_PSG-10-20.grf

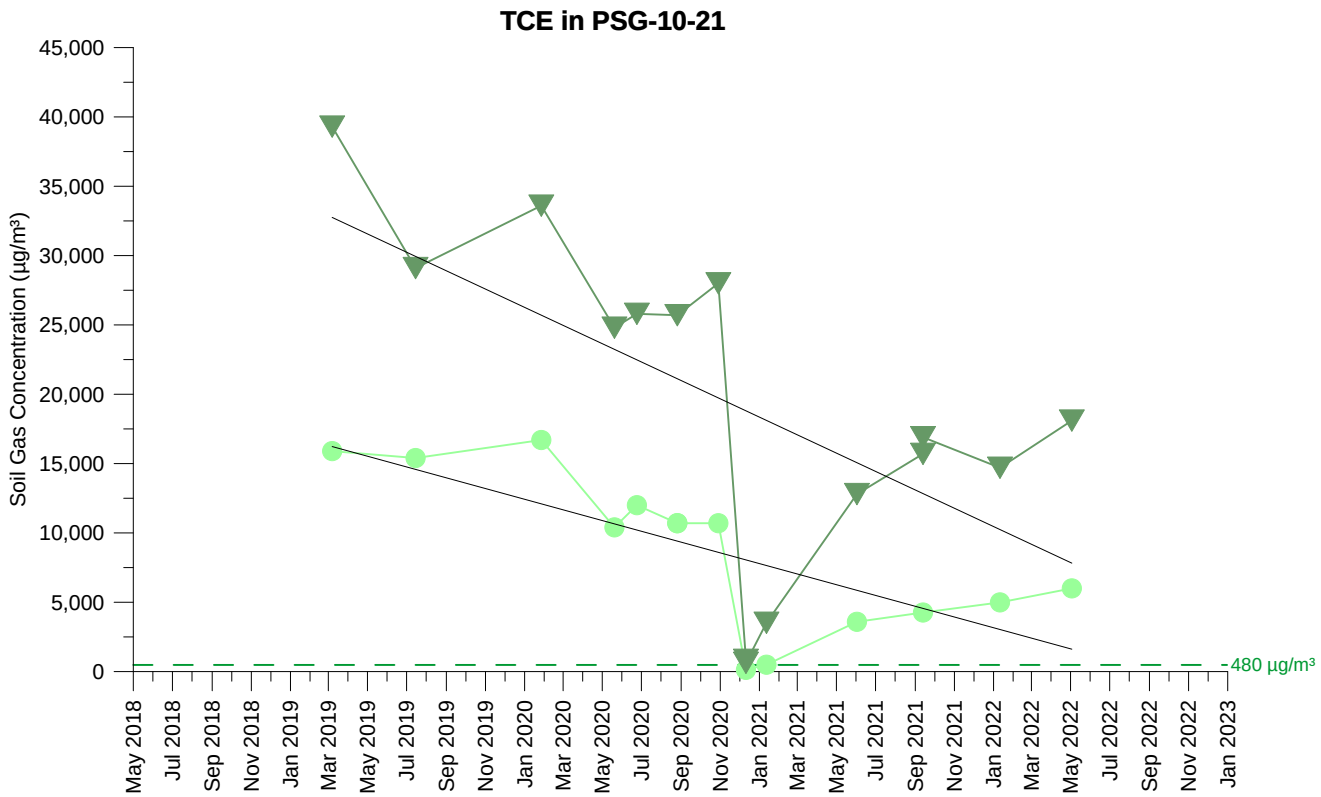

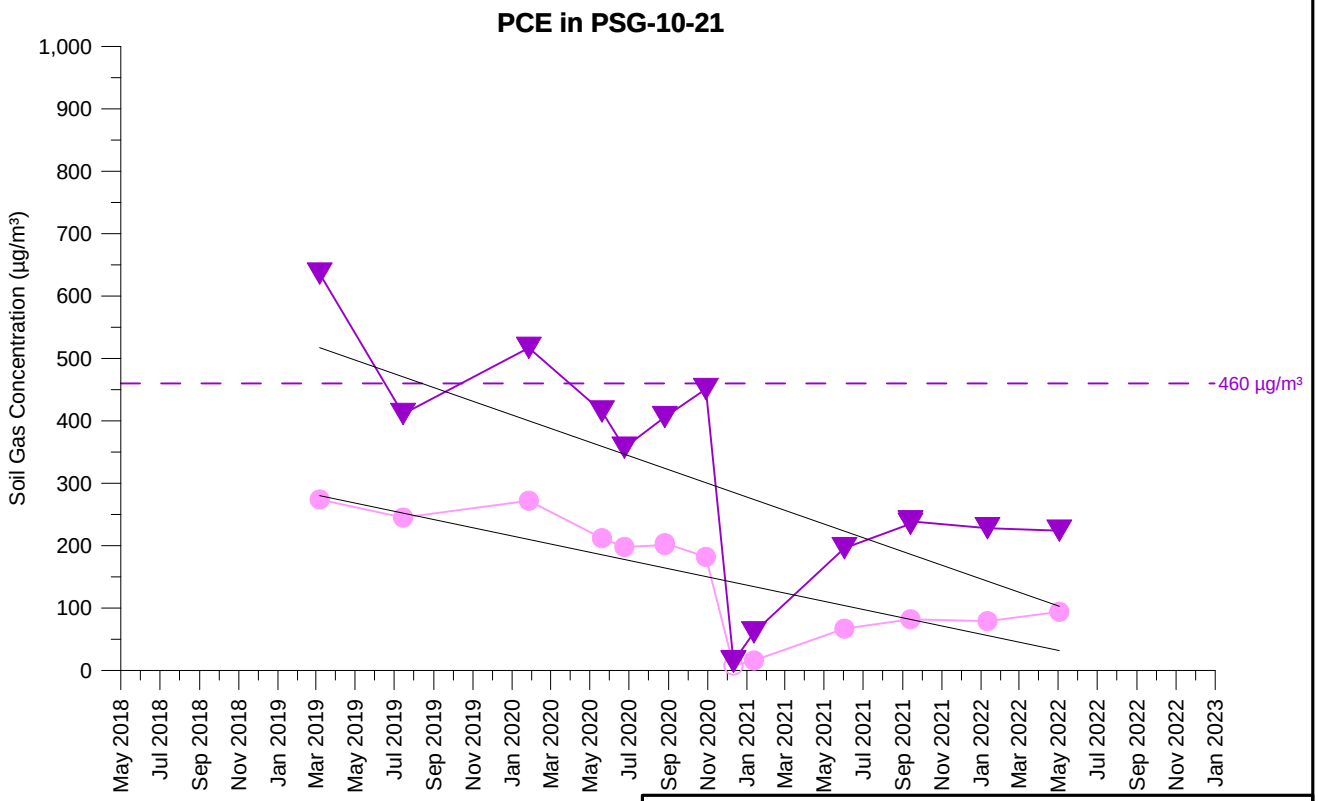

TCE Concentration (5 feet)
TCE Concentration (15 feet)
PCE Concentration (5 feet)
PCE Concentration (15 feet)

Open symbol denotes non-detect value

PSG-10-21
TCE AND PCE SOIL GAS CONCENTRATIONS OVER TIME
PARCEL 10
Former Ford Aeronutronic Property
Newport Beach, California

wsp	By: DMO	Proj. No. 8620397107.1.1G
	Date: 2/2/2023	Figure **H-1-257**

C:\Users\dave.oshea\Wood PLC\Bay Area Graphics - Documents\FordNB\fnb\1.1H\22_1117_gr\app_H1\psg_H-1-257_PSG-10-21.grf

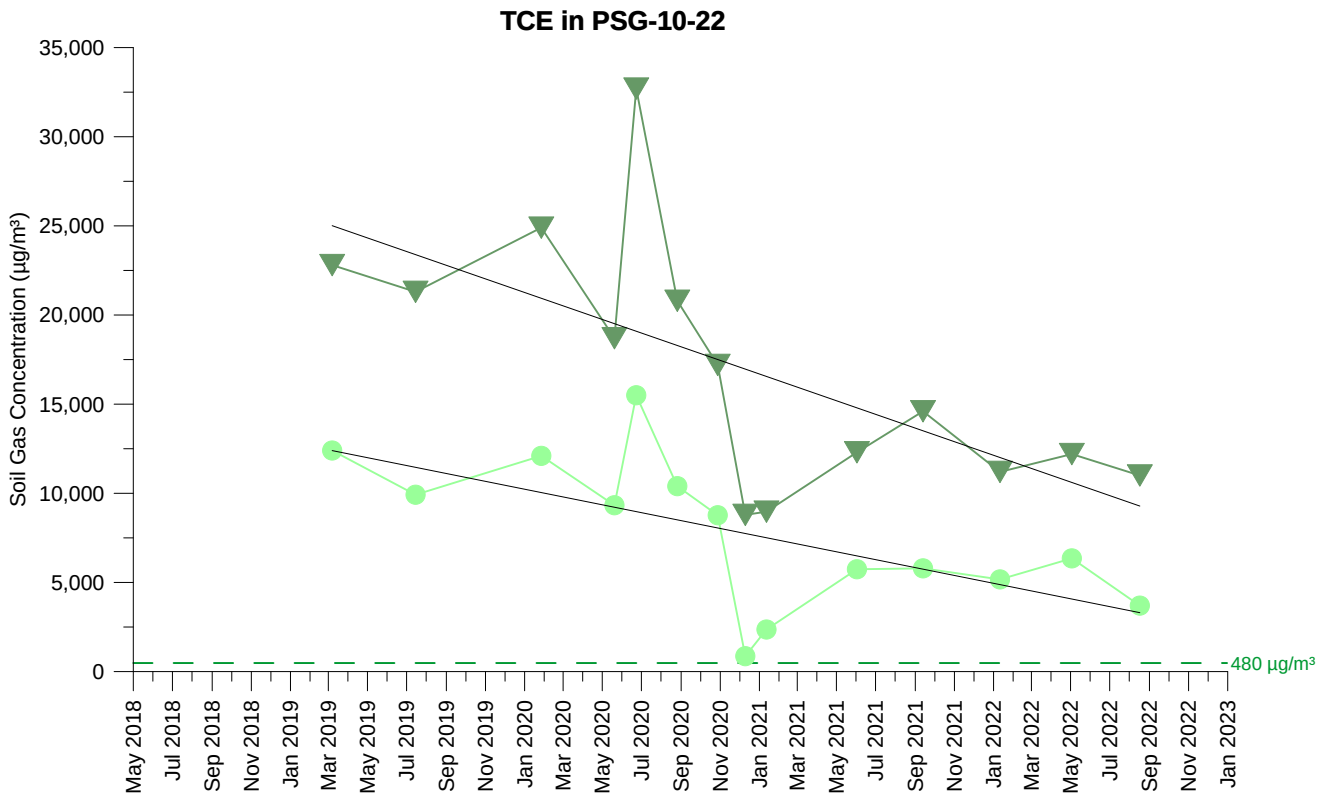

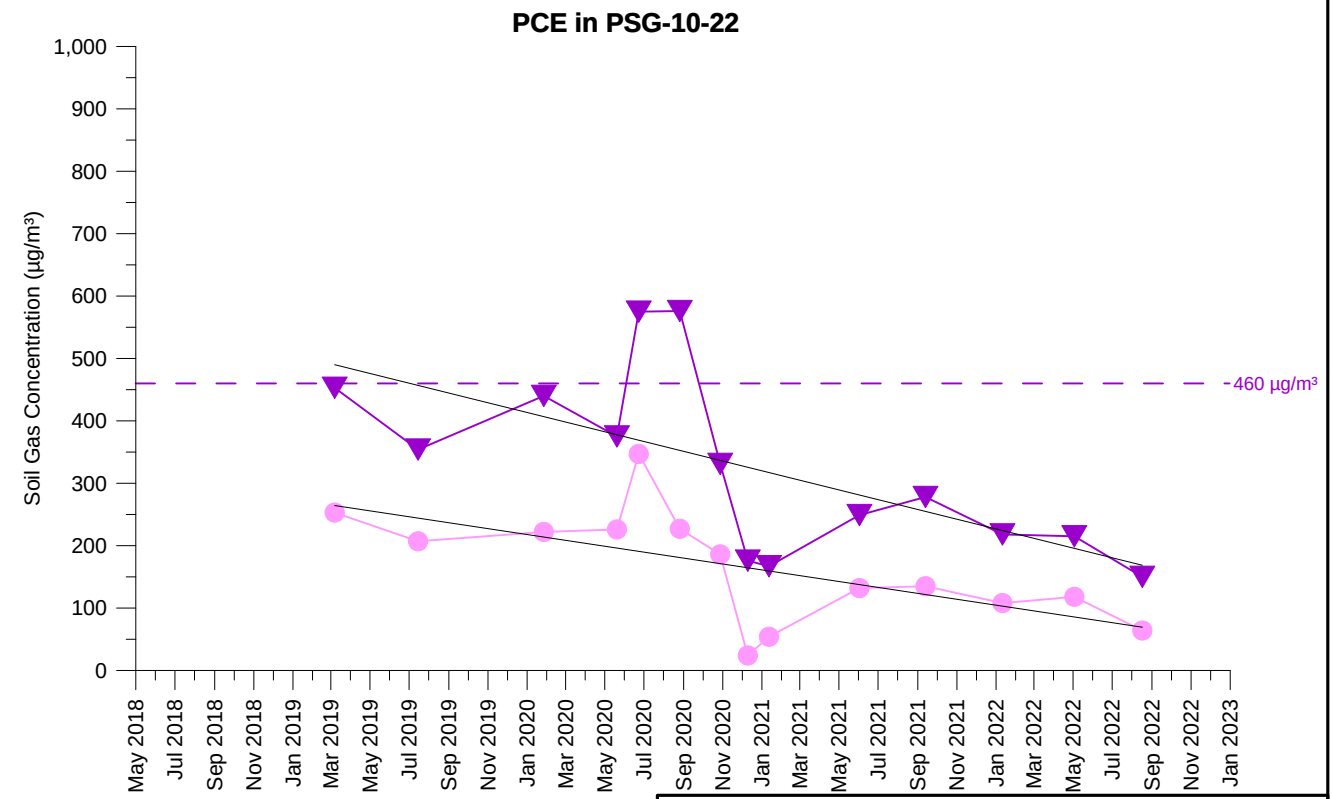

TCE Concentration (5 feet)
TCE Concentration (15 feet)
PCE Concentration (5 feet)
PCE Concentration (15 feet)

Open symbol denotes non-detect value

PSG-10-22
TCE AND PCE SOIL GAS CONCENTRATIONS OVER TIME
PARCEL 10
Former Ford Aeronutronic Property
Newport Beach, California

wsp	By: DMO	Proj. No. 8620397107.1.1G
	Date: 2/2/2023	Figure **H-1-258**

C:\Users\dave.oshea\Wood PLC\Bay Area Graphics - Documents\FordNB\fnb\1.1H\22_1117_gr\app_H1\psg_H-1-258_PSG-10-22.grf

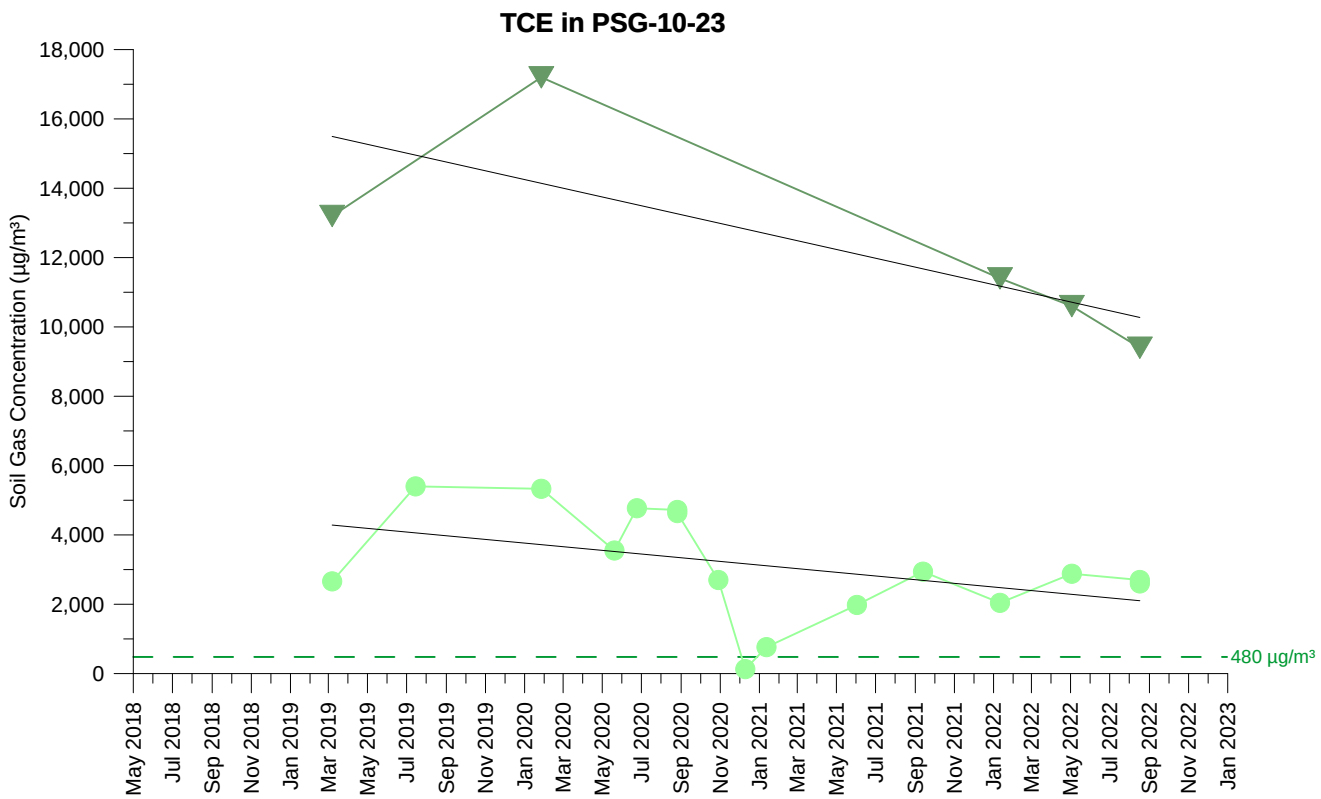

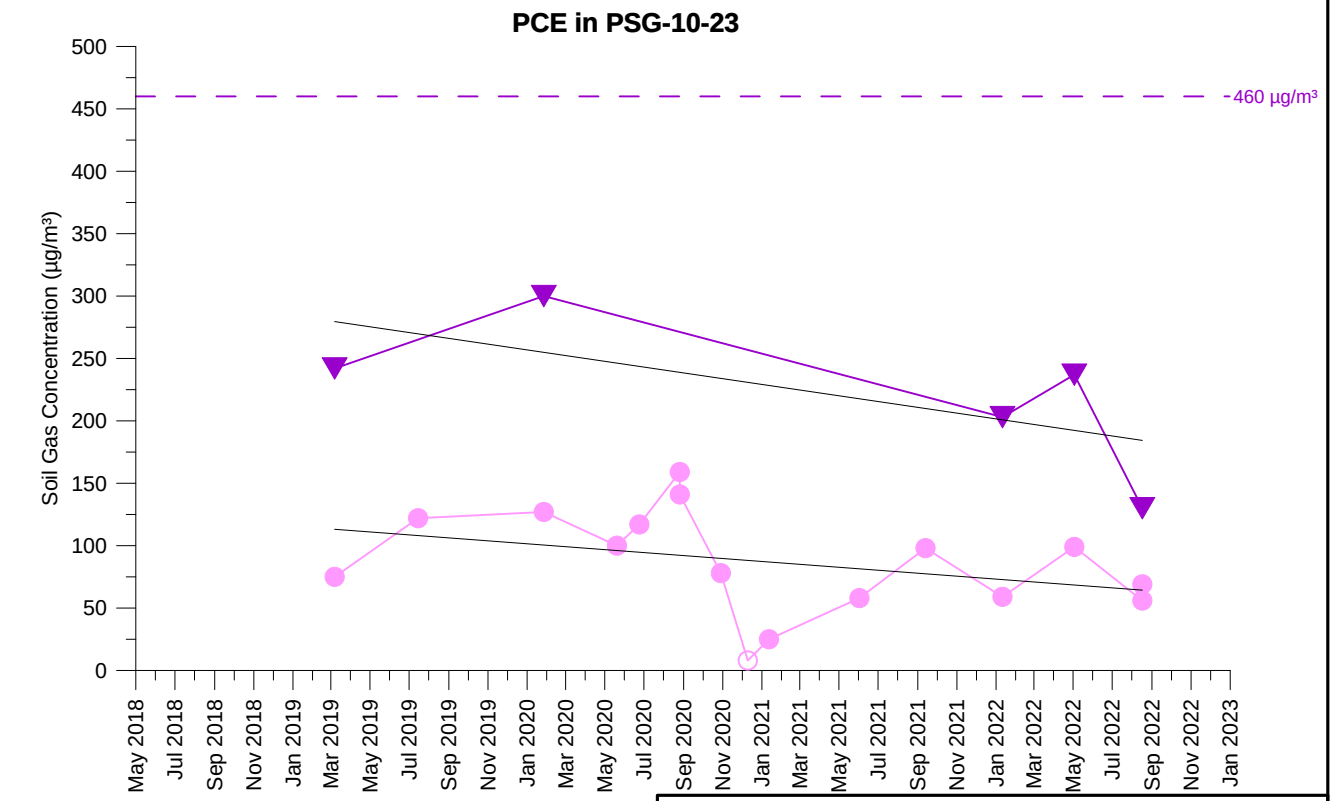

TCE Concentration (5 feet)
TCE Concentration (15 feet)
PCE Concentration (5 feet)
PCE Concentration (15 feet)

Open symbol denotes non-detect value

PSG-10-23
TCE AND PCE SOIL GAS CONCENTRATIONS OVER TIME
PARCEL 10
Former Ford Aeronutronic Property
Newport Beach, California

wsp	By: DMO	Proj. No. 8620397107.1.1G
	Date: 2/2/2023	Figure **H-1-259**

C:\Users\dave.oshea\Wood PLC\Bay Area Graphics - Documents\FordNB\fnb\1.1H\22_1117_gr\app_H1\psg_H-1-259_PSG-10-23.grf

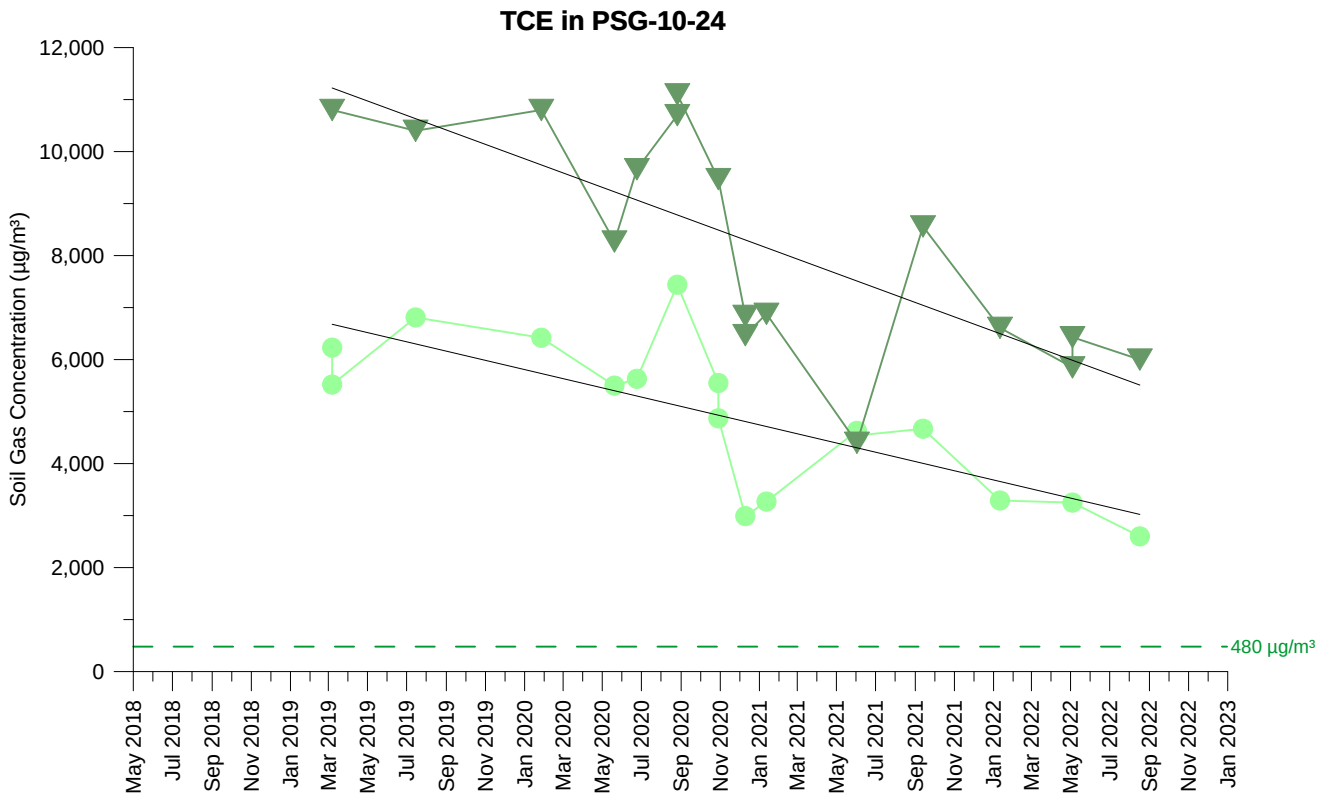

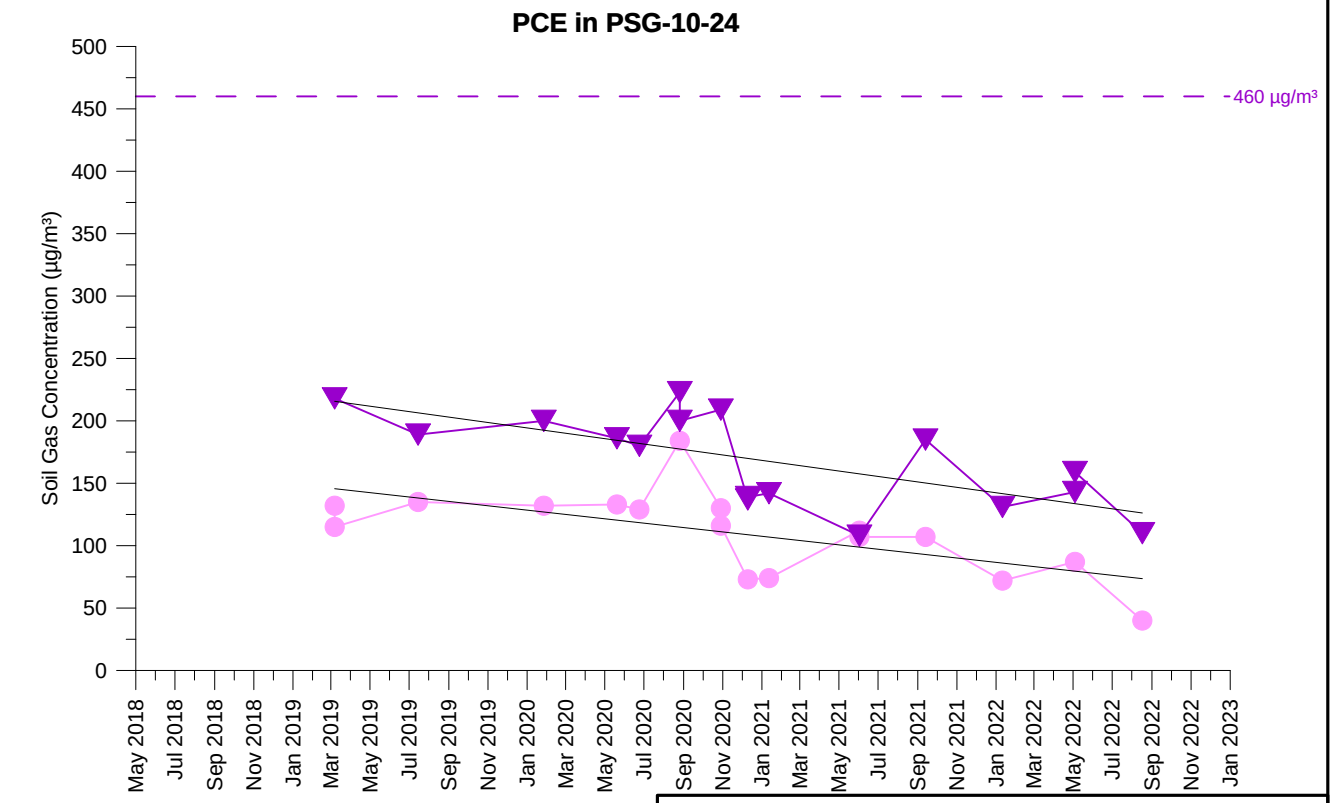

TCE Concentration (5 feet)
TCE Concentration (9.5 feet)
PCE Concentration (5 feet)
PCE Concentration (9.5 feet)

Open symbol denotes non-detect value

PSG-10-24
TCE AND PCE SOIL GAS CONCENTRATIONS OVER TIME
PARCEL 10
Former Ford Aeronutronic Property
Newport Beach, California

wsp	By: DMO	Proj. No. 8620397107.1.1G
	Date: 2/2/2023	Figure **H-1-260**

C:\Users\dave.oshea\Wood PLC\Bay Area Graphics - Documents\FordNB\fnb\1.1H\22_1117_gr\app_H1\psg_H-1-260_PSG-10-24.grf

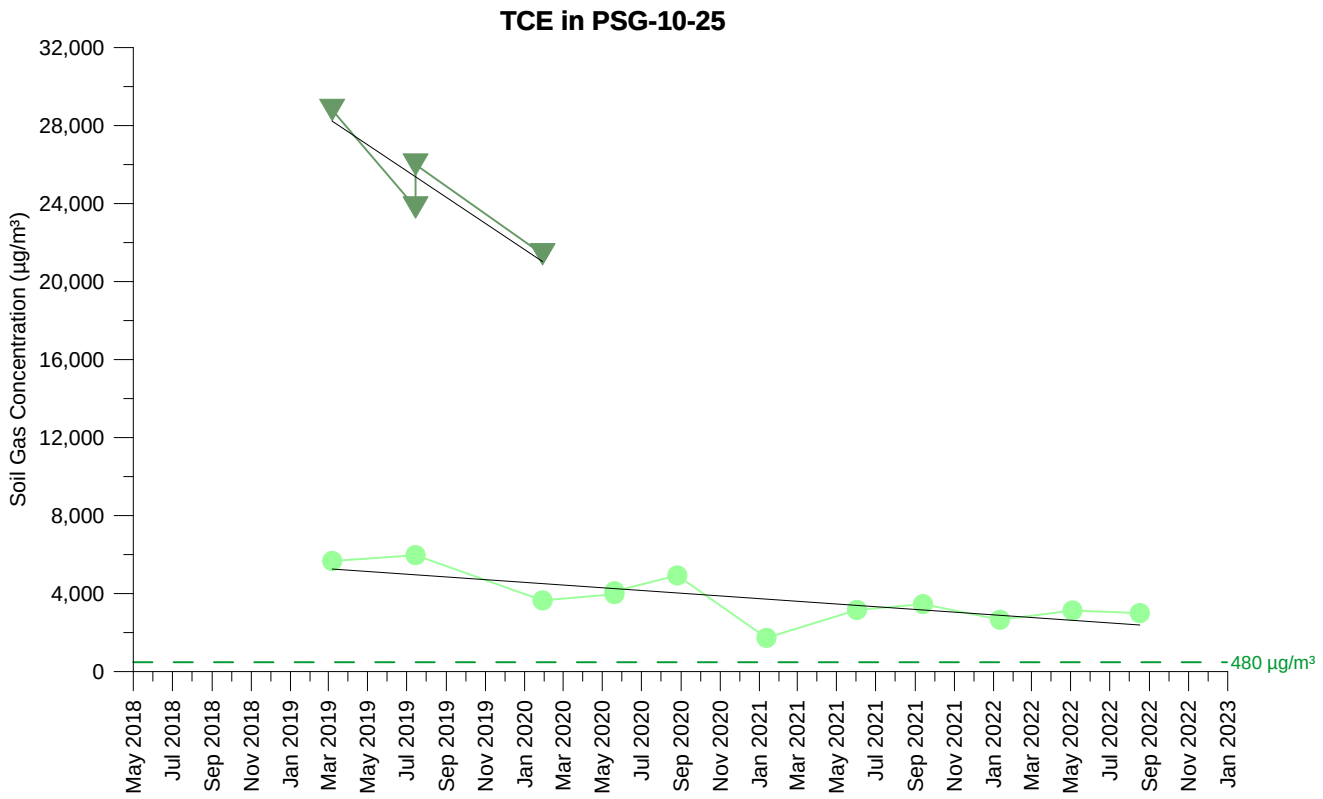

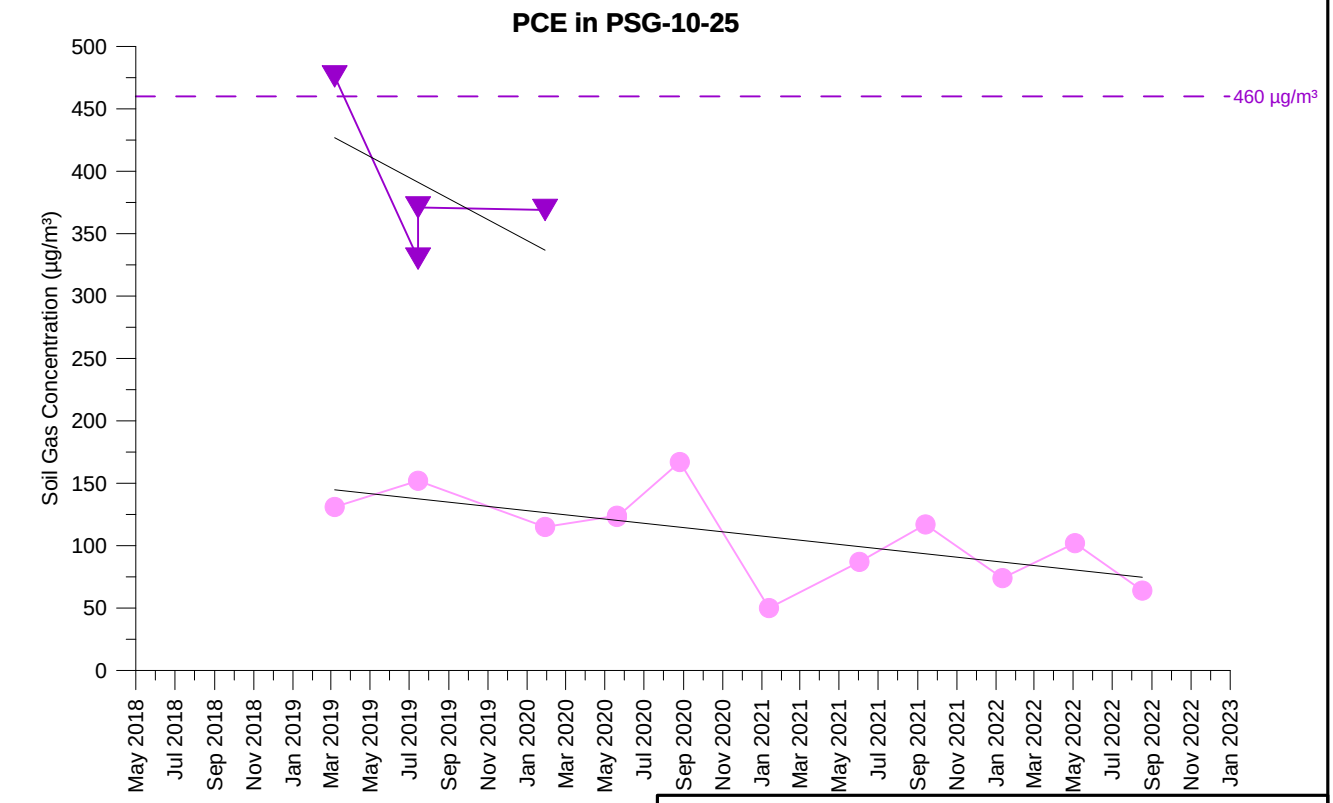

TCE Concentration (5 feet)
TCE Concentration (15 feet)
PCE Concentration (5 feet)
PCE Concentration (15 feet)

Open symbol denotes non-detect value

PSG-10-25
TCE AND PCE SOIL GAS CONCENTRATIONS OVER TIME
PARCEL 10
Former Ford Aeronutronic Property
Newport Beach, California

wsp	By: DMO	Proj. No. 8620397107.1.1G
	Date: 2/2/2023	Figure **H-1-261**

C:\Users\dave.oshea\Wood PLC\Bay Area Graphics - Documents\FordNB\fnb\1.1H\22_1117_gr\app_H1\psg_H-1-261_PSG-10-25.grf

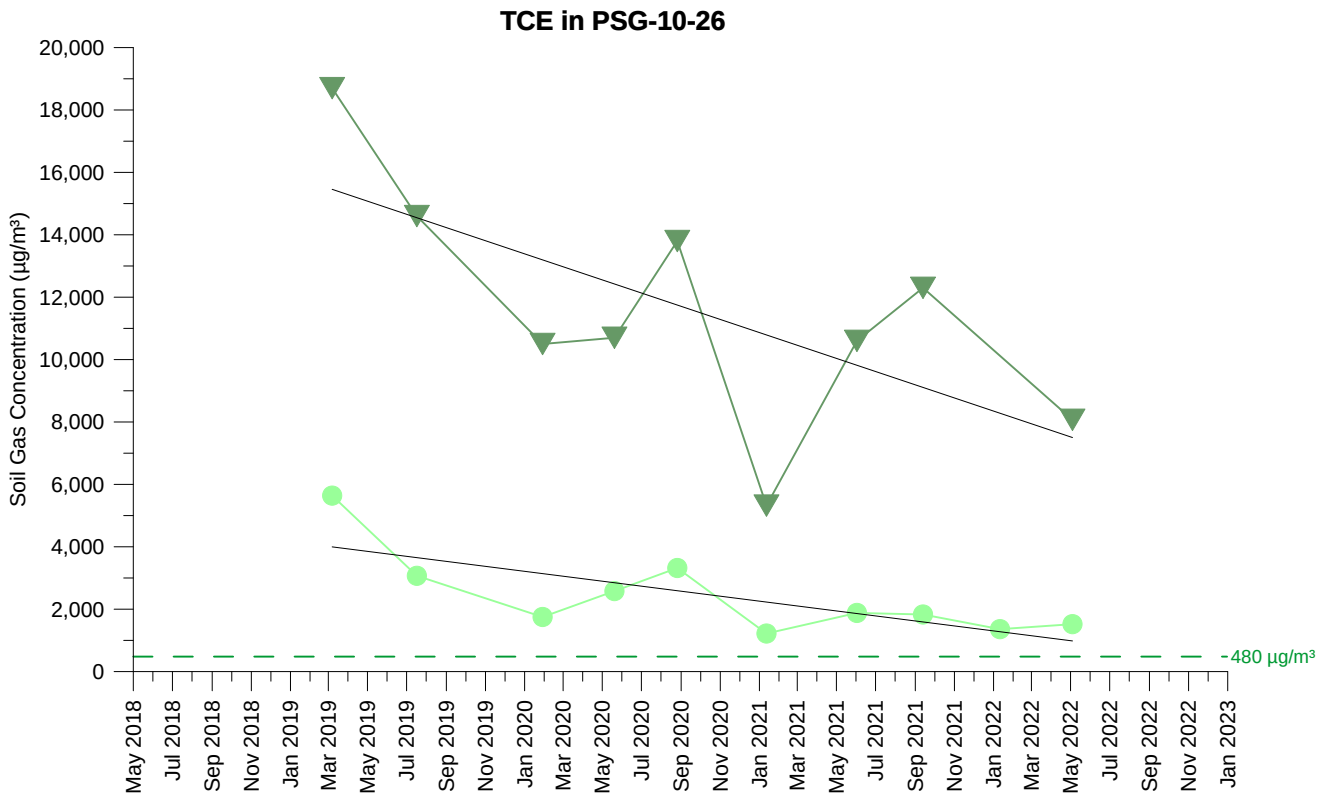

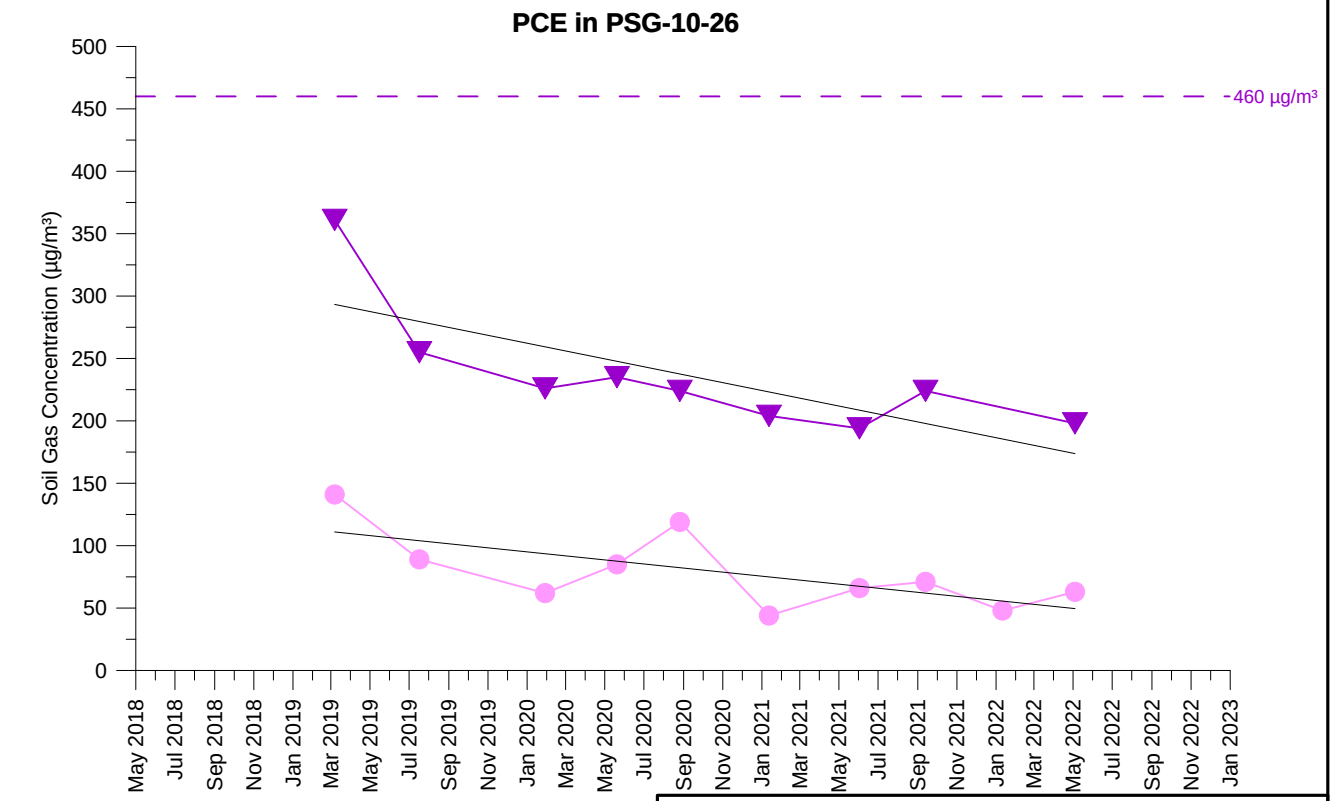

TCE Concentration (5 feet)
TCE Concentration (15 feet)
PCE Concentration (5 feet)
PCE Concentration (15 feet)

Open symbol denotes non-detect value

PSG-10-26
TCE AND PCE SOIL GAS CONCENTRATIONS OVER TIME
PARCEL 10
Former Ford Aeronutronic Property
Newport Beach, California

wsp	By: DMO	Proj. No. 8620397107.1.1G
	Date: 2/2/2023	Figure **H-1-262**

C:\Users\dave.oshea\Wood PLC\Bay Area Graphics - Documents\FordNB\fnb\1.1H\22_1117_gr\app_H1\psg_H-1-262_PSG-10-26.grf

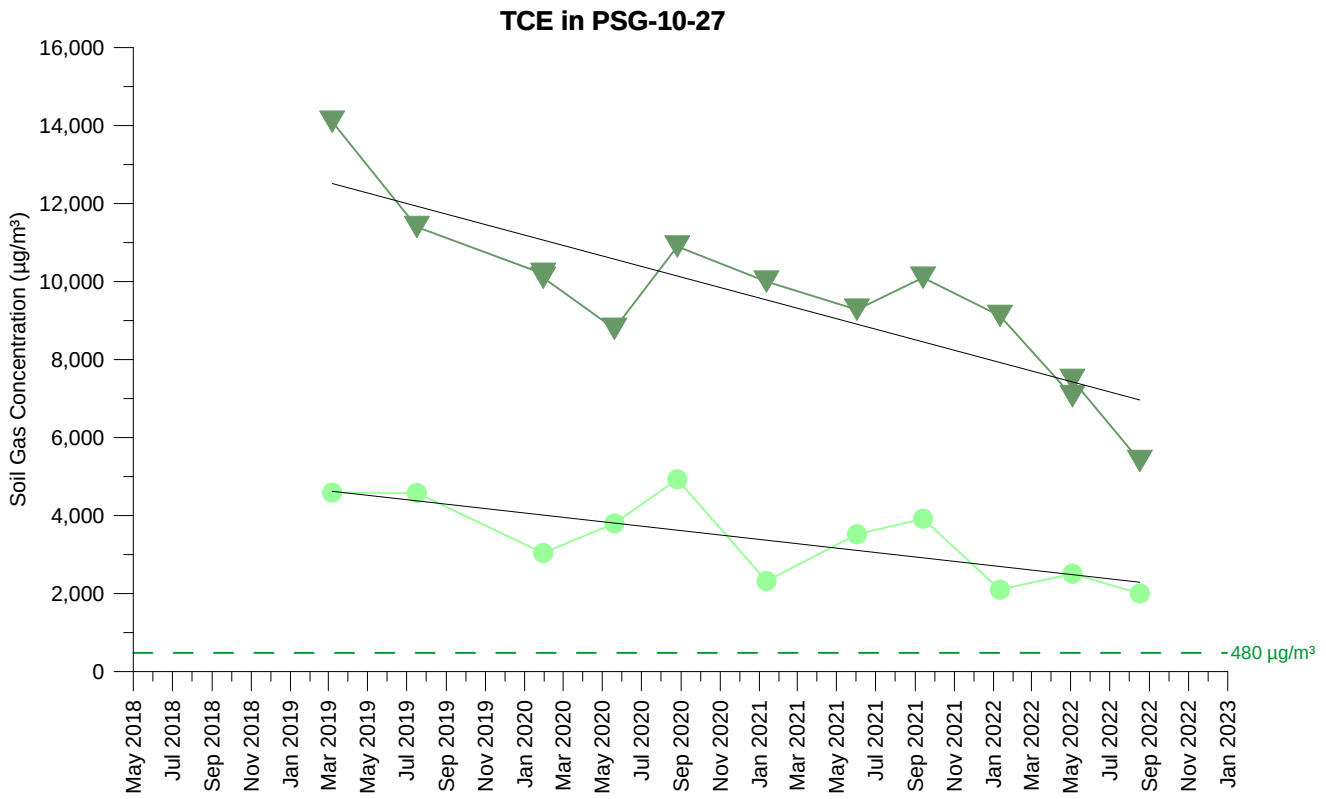

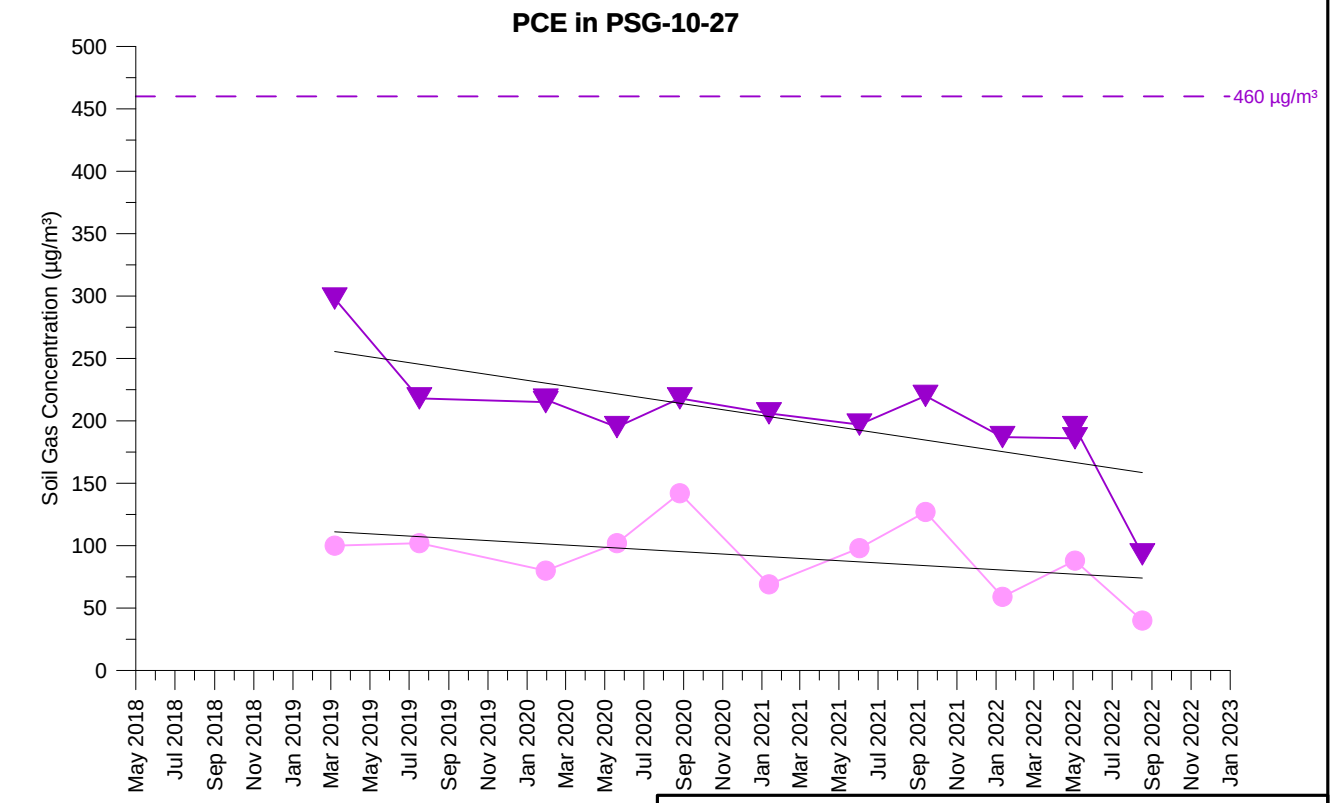

TCE Concentration (5 feet)
TCE Concentration (15 feet)
PCE Concentration (5 feet)
PCE Concentration (15 feet)

Open symbol denotes non-detect value

PSG-10-27
TCE AND PCE SOIL GAS CONCENTRATIONS OVER TIME
PARCEL 10
Former Ford Aeronutronic Property
Newport Beach, California

wsp	By: DMO	Proj. No. 8620397107.1.1G
	Date: 2/2/2023	Figure **H-1-263**

C:\Users\dave.oshea\Wood PLC\Bay Area Graphics - Documents\FordNB\fnb\1.1H\22_1117_gr\app_H1\psg_H-1-263_PSG-10-27.grf

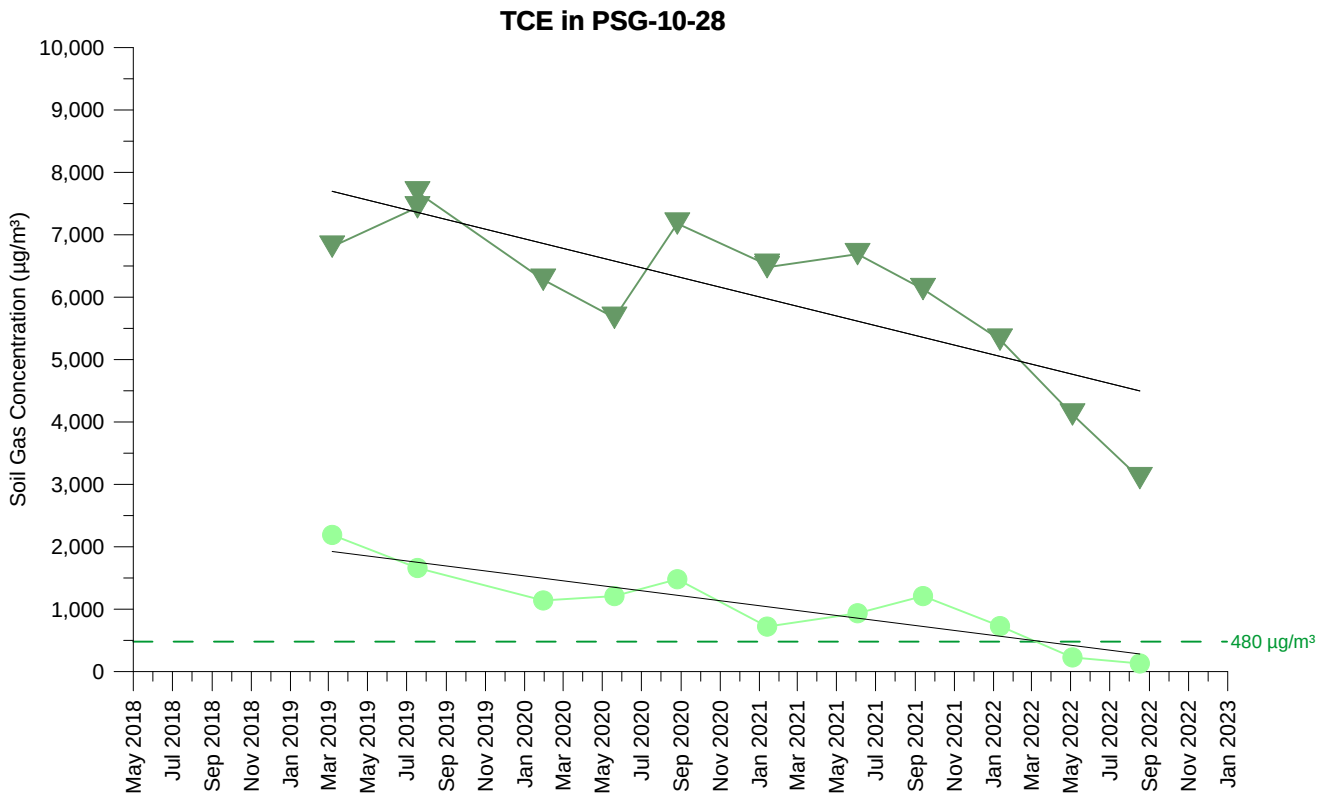

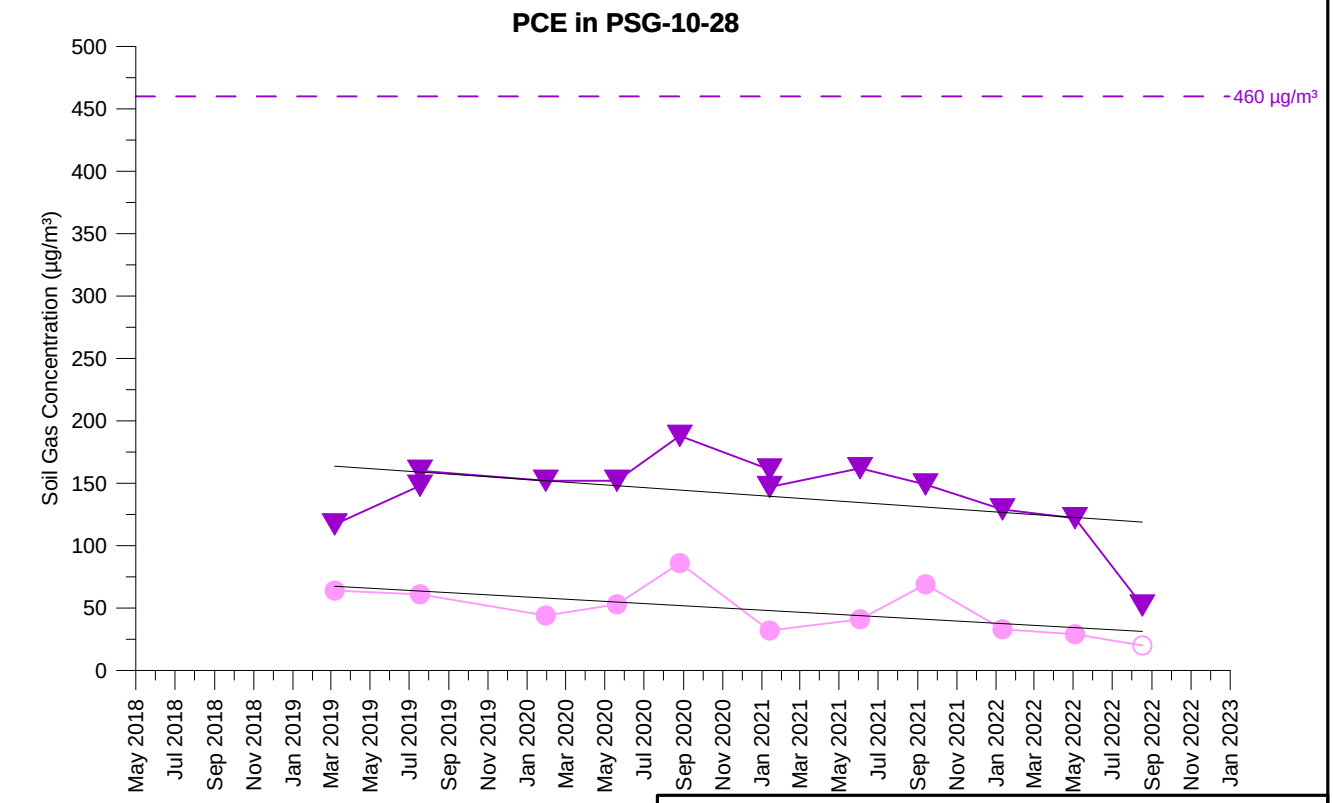

TCE Concentration (5 feet)
TCE Concentration (15 feet)
PCE Concentration (5 feet)
PCE Concentration (15 feet)

Open symbol denotes non-detect value

PSG-10-28
TCE AND PCE SOIL GAS CONCENTRATIONS OVER TIME
PARCEL 10
Former Ford Aeronutronic Property
Newport Beach, California

wsp	By: DMO	Proj. No. 8620397107.1.1G
	Date: 2/2/2023	Figure **H-1-264**

C:\Users\dave.oshea\Wood PLC\Bay Area Graphics - Documents\FordNB\fnb\1.1H\22_1117_gr\app_H1\psg_H-1-264_PSG-10-28.grf

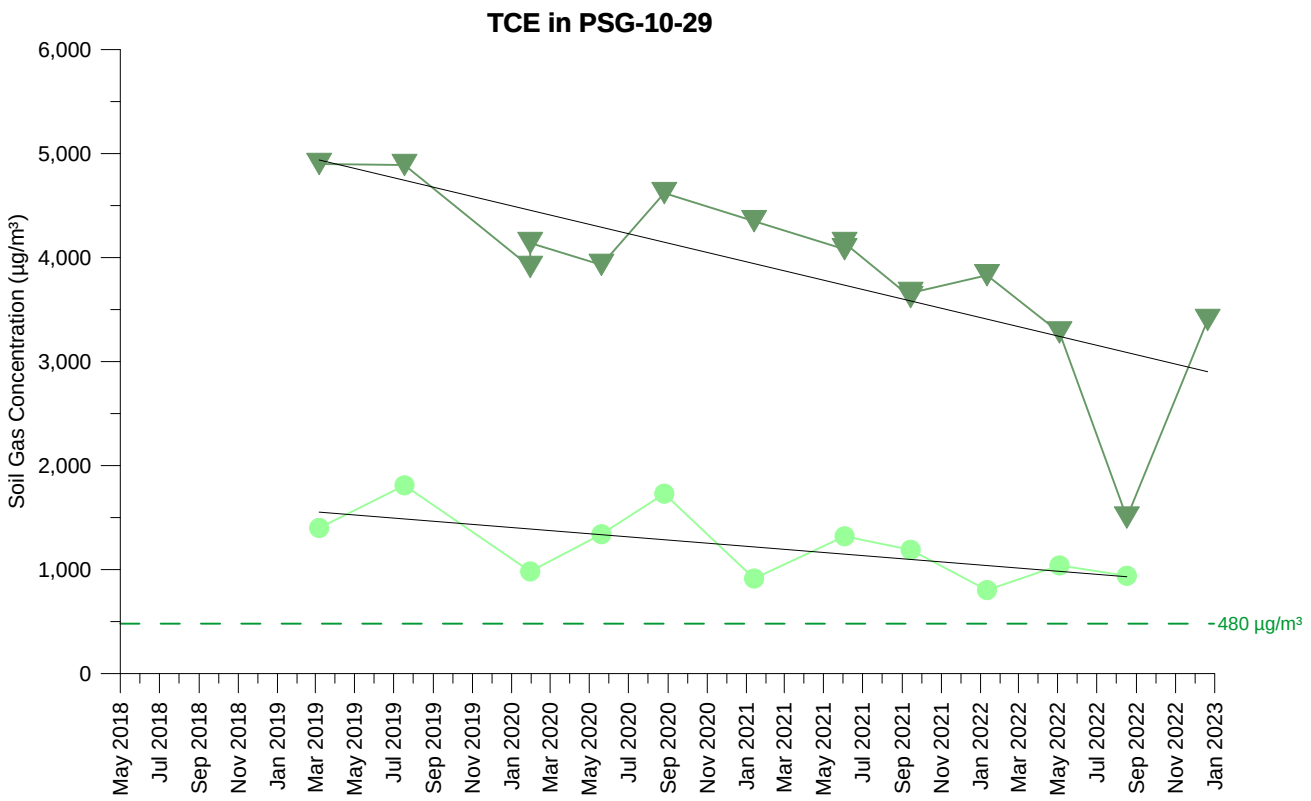

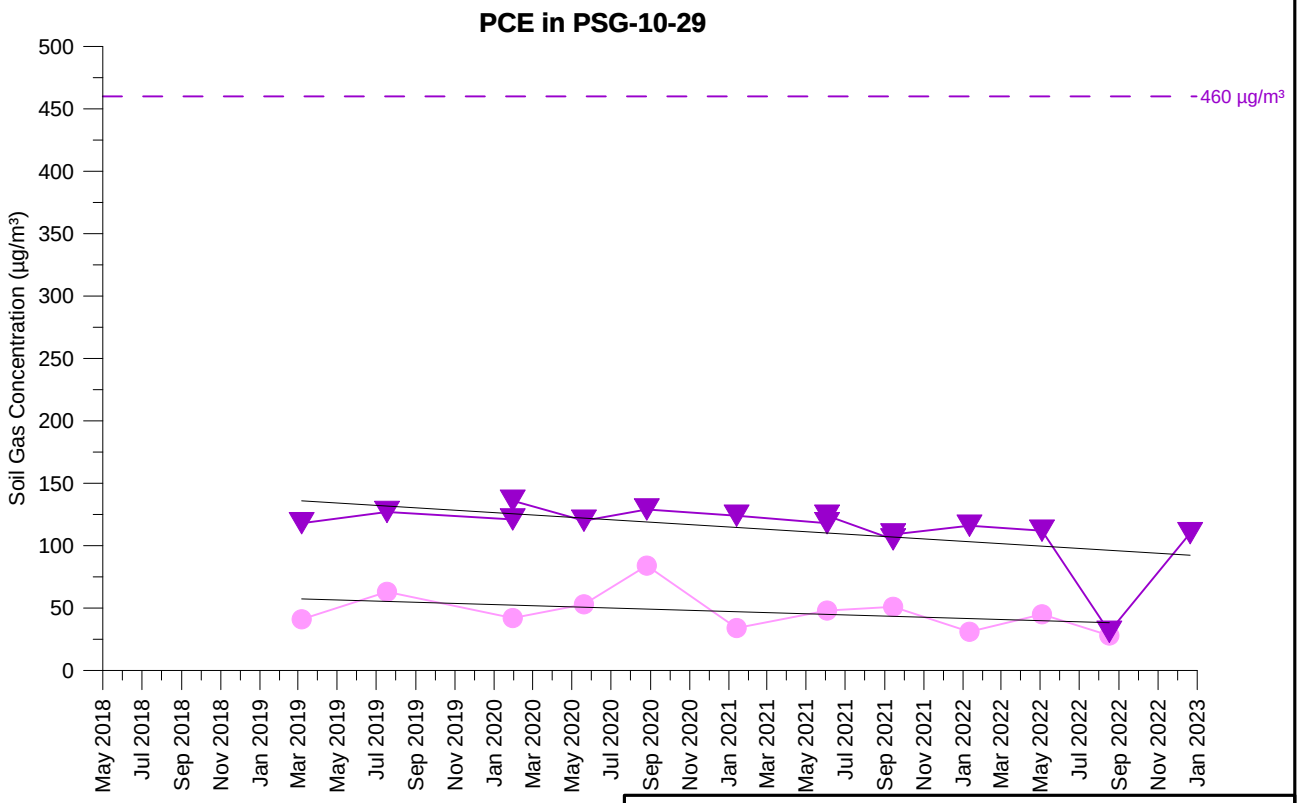

TCE Concentration (5 feet)
TCE Concentration (15 feet)
PCE Concentration (5 feet)
PCE Concentration (15 feet)

Open symbol denotes non-detect value

PSG-10-29
TCE AND PCE SOIL GAS CONCENTRATIONS OVER TIME
PARCEL 10
Former Ford Aeronutronic Property
Newport Beach, California

wsp	By: DMO	Proj. No. 8620397107.1.1G
	Date: 2/2/2023	Figure **H-1-265**

C:\Users\dave.oshea\Wood PLC\Bay Area Graphics - Documents\FordNB\fnb\1.1H\22_1117_gr\app_H1\psg_H-1-265_PSG-10-29.grf

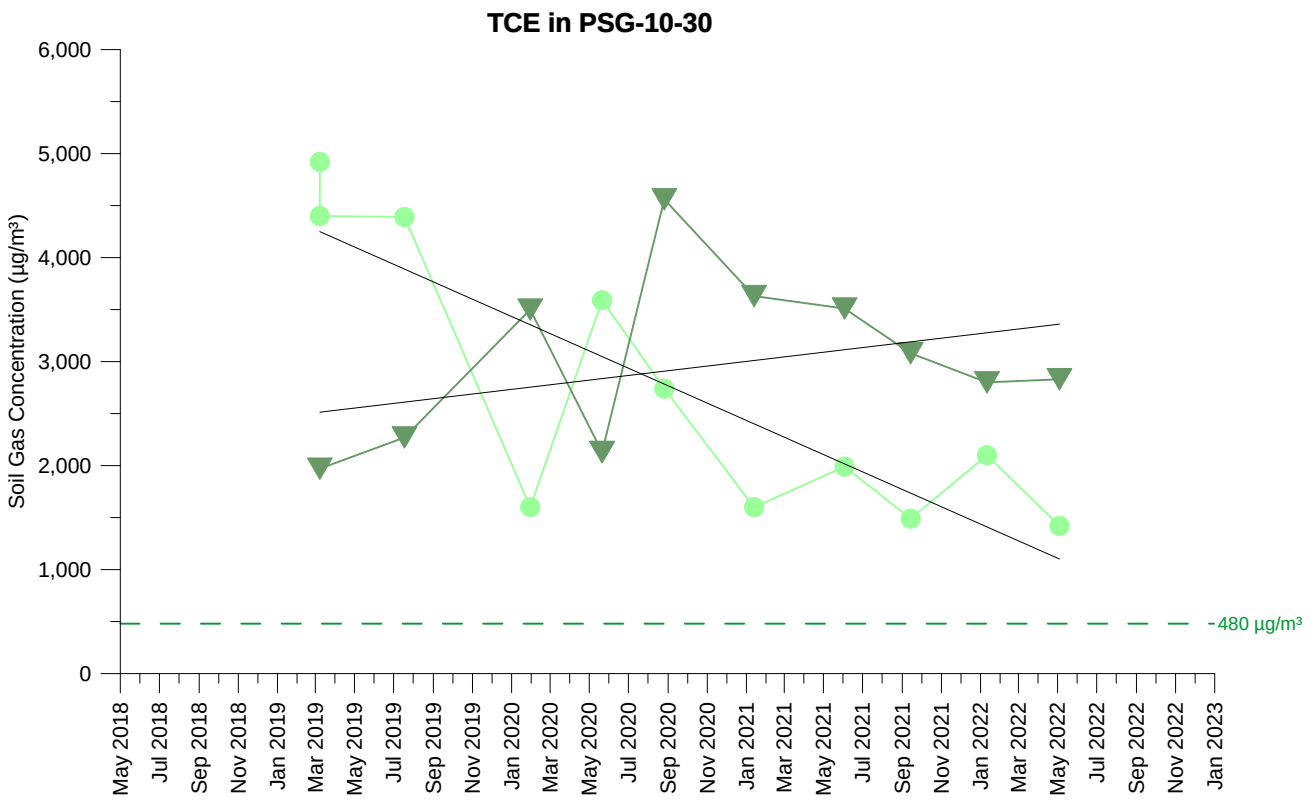

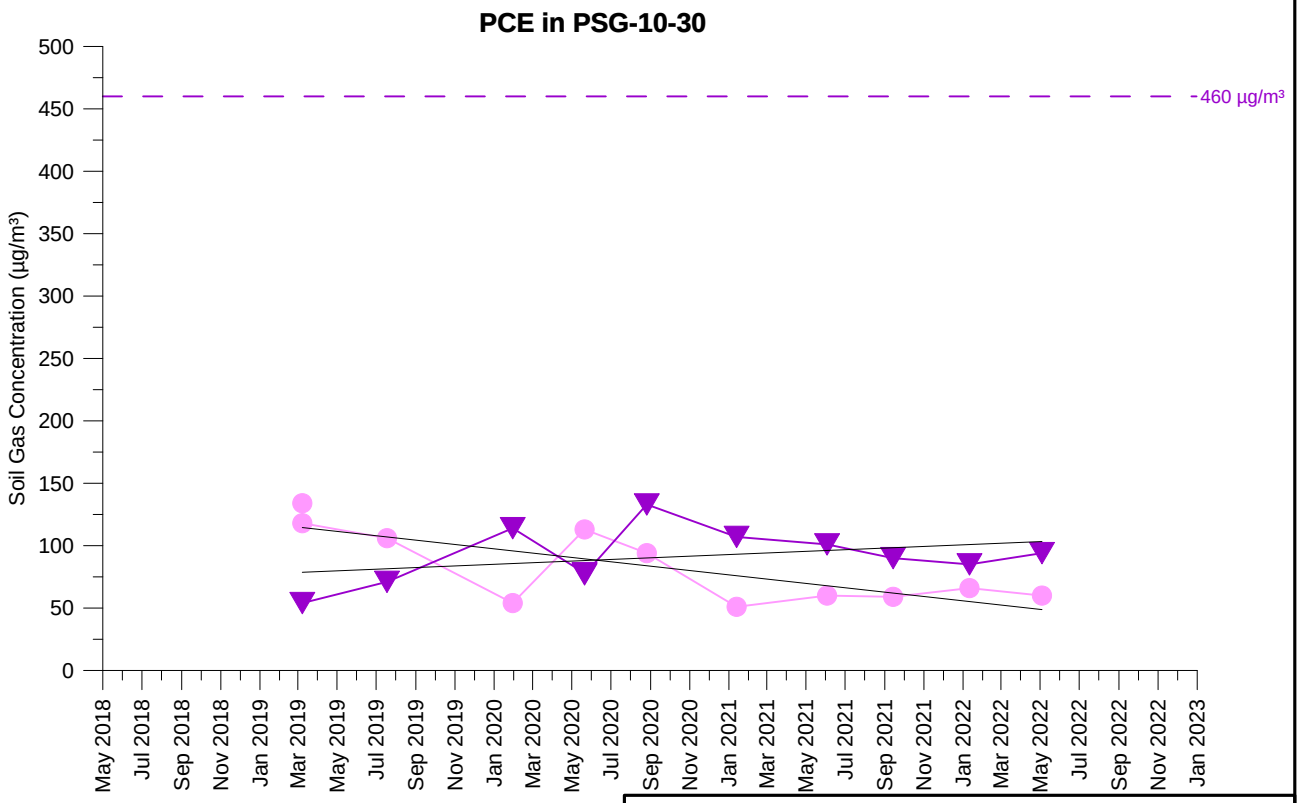

TCE Concentration (5 feet)
TCE Concentration (15 feet)
PCE Concentration (5 feet)
PCE Concentration (15 feet)

Open symbol denotes non-detect value

PSG-10-30
TCE AND PCE SOIL GAS CONCENTRATIONS OVER TIME
PARCEL 10
Former Ford Aeronutronic Property
Newport Beach, California

wsp	By: DMO	Proj. No. 8620397107.1.1G
	Date: 2/2/2023	Figure **H-1-266**

C:\Users\dave.oshea\Wood PLC\Bay Area Graphics - Documents\FordNB\fnb\1.1H\22_1117_gr\app_H1\psg_H-1-266_PSG-10-30.grf

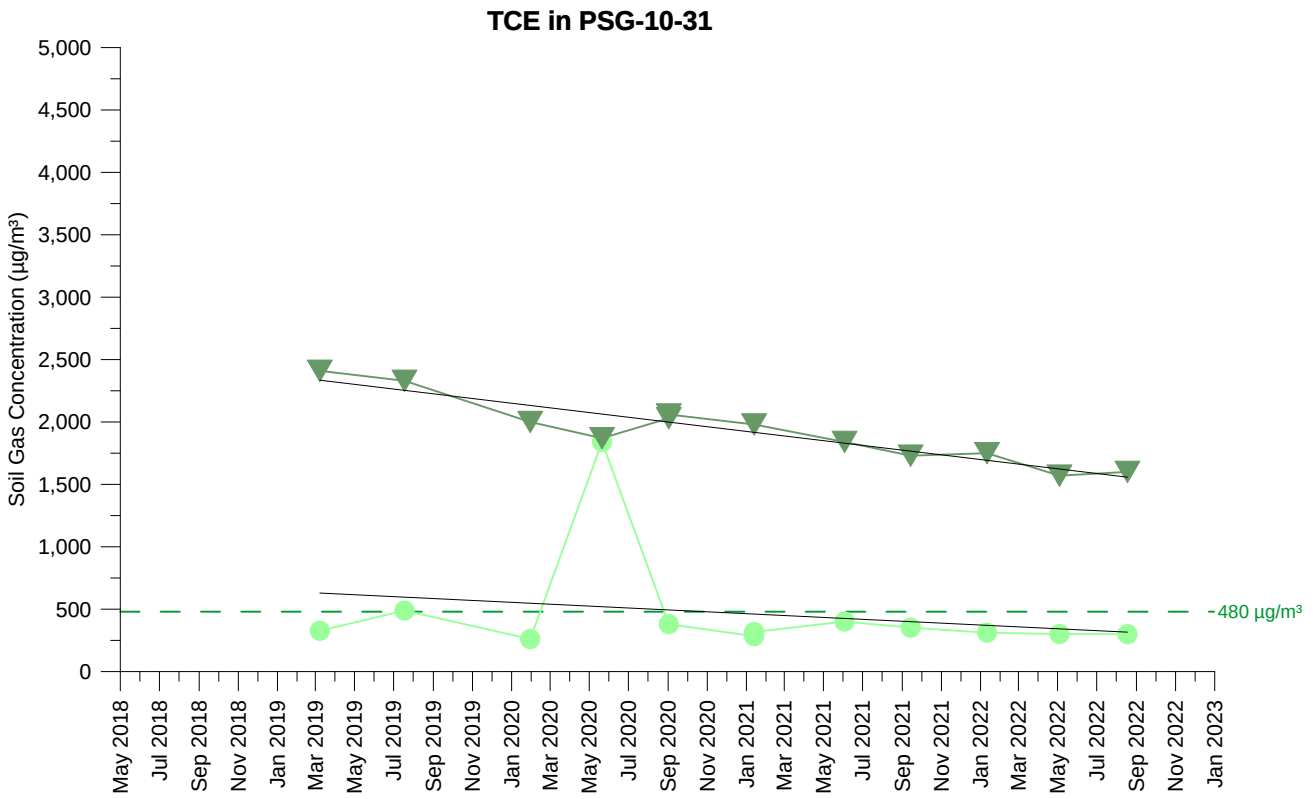

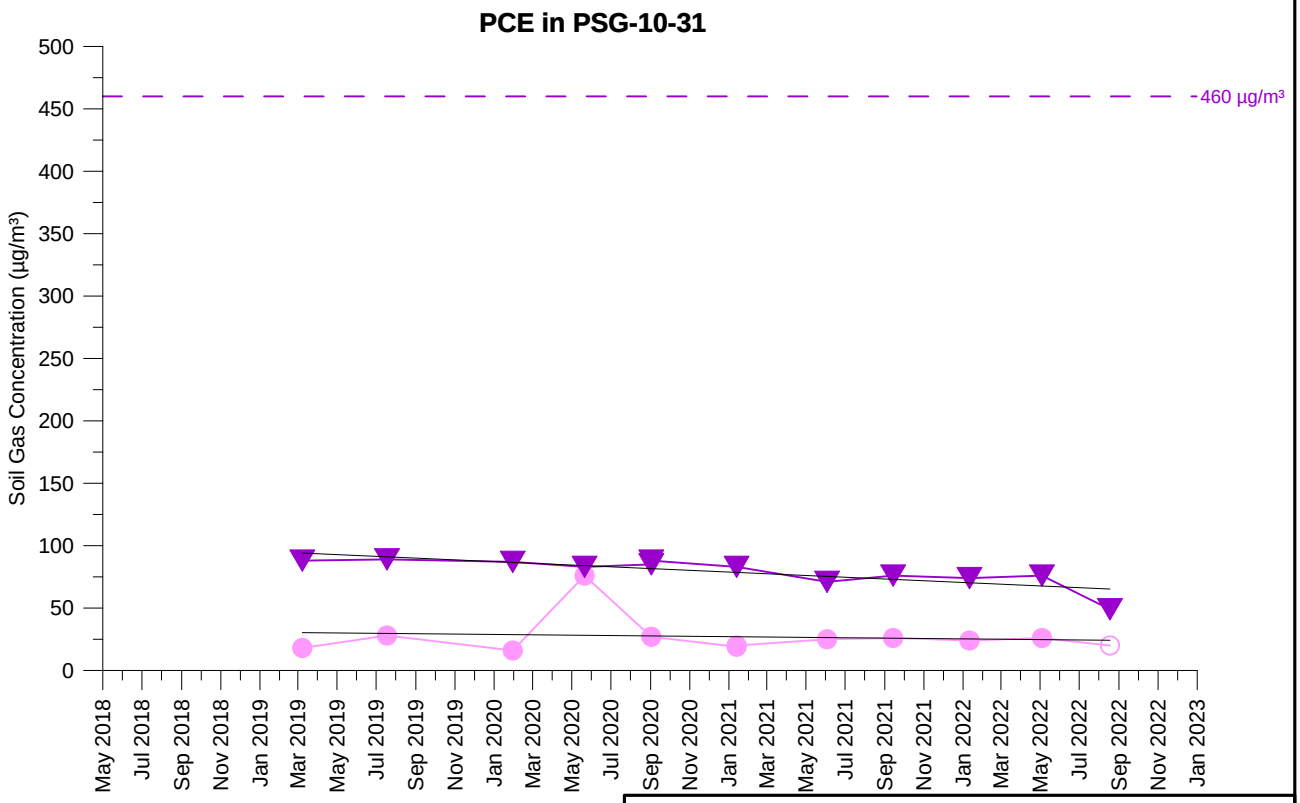

TCE Concentration (5 feet)
TCE Concentration (15 feet)
PCE Concentration (5 feet)
PCE Concentration (15 feet)

Open symbol denotes non-detect value

PSG-10-31
TCE AND PCE SOIL GAS CONCENTRATIONS OVER TIME
PARCEL 10
Former Ford Aeronutronic Property
Newport Beach, California

wsp	By: DMO	Proj. No. 8620397107.1.1G
	Date: 2/2/2023	Figure **H-1-267**

C:\Users\dave.oshea\Wood PLC\Bay Area Graphics - Documents\FordNB\fnb\1.1H\22_1117_gr\app_H1\psg_H-1-267_PSG-10-31.grf

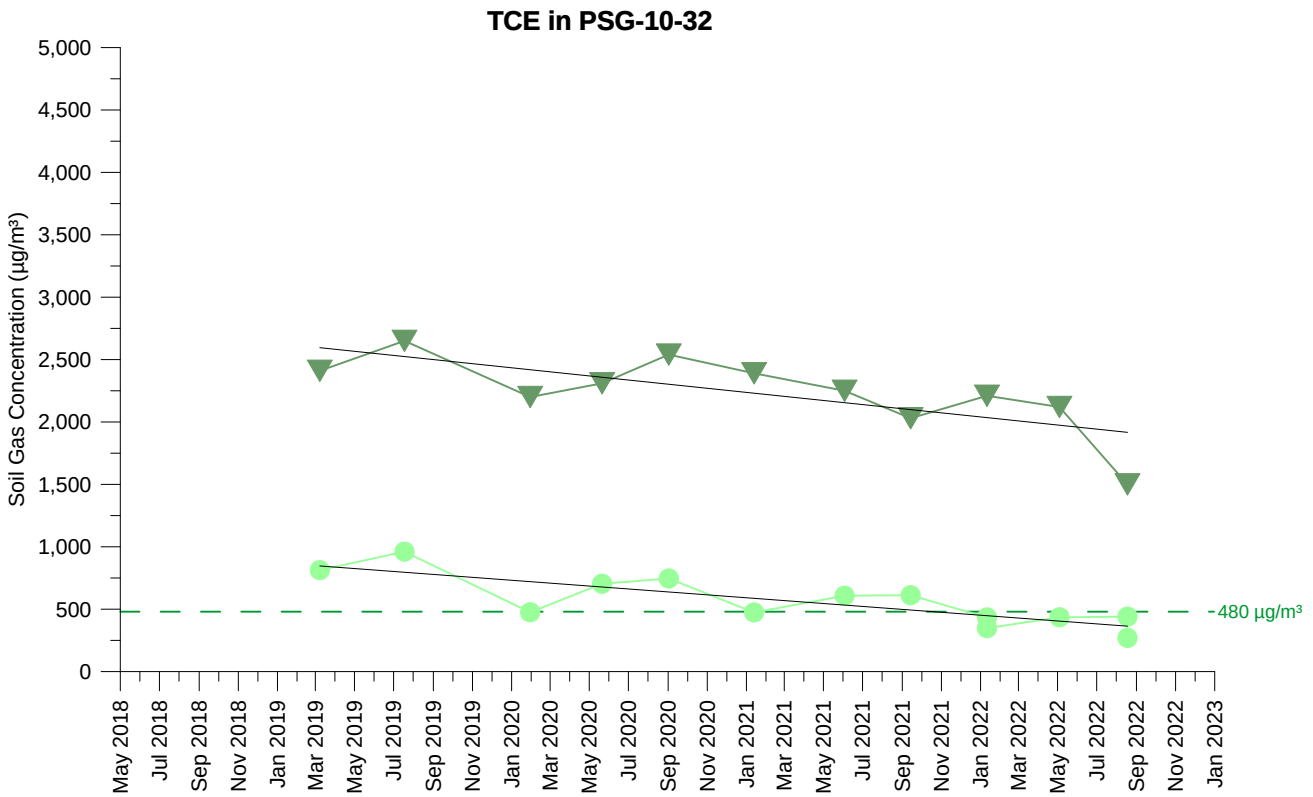

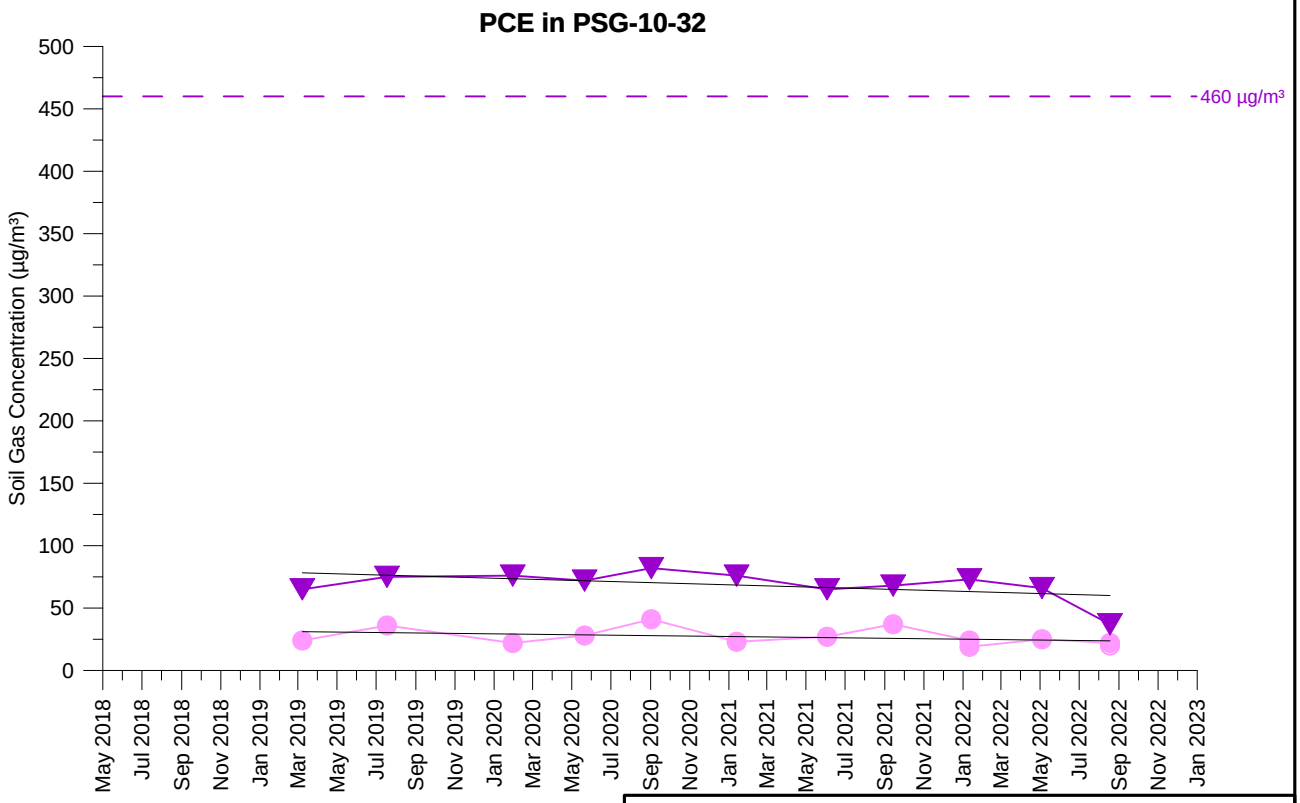

TCE Concentration (5 feet)
TCE Concentration (15 feet)
PCE Concentration (5 feet)
PCE Concentration (15 feet)

Open symbol denotes non-detect value

PSG-10-32
TCE AND PCE SOIL GAS CONCENTRATIONS OVER TIME
PARCEL 10
Former Ford Aeronutronic Property
Newport Beach, California

wsp	By: DMO	Proj. No. 8620397107.1.1G
	Date: 2/2/2023	Figure **H-1-268**

C:\Users\dave.oshea\Wood PLC\Bay Area Graphics - Documents\FordNB\fnb\1.1H\22_1117_gr\app_H1\psg_H-1-268_PSG-10-32.grf

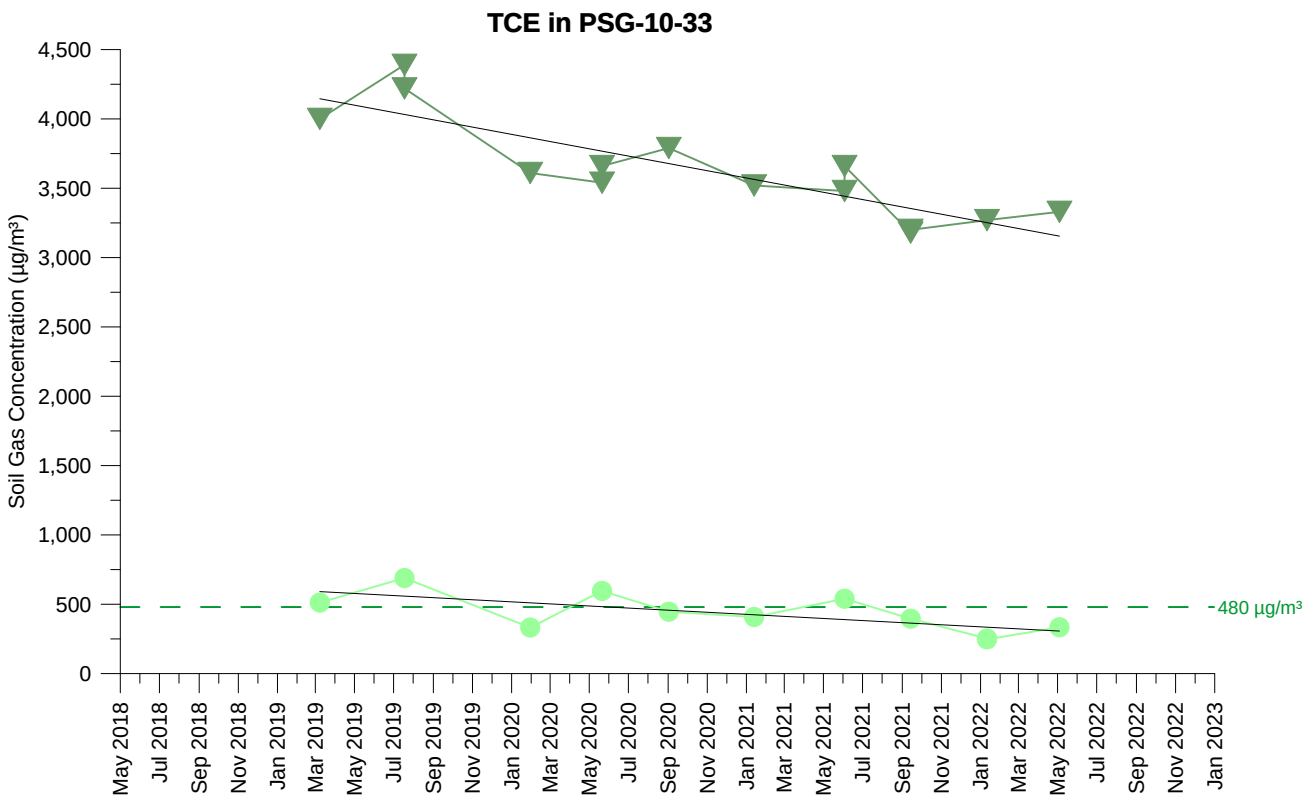

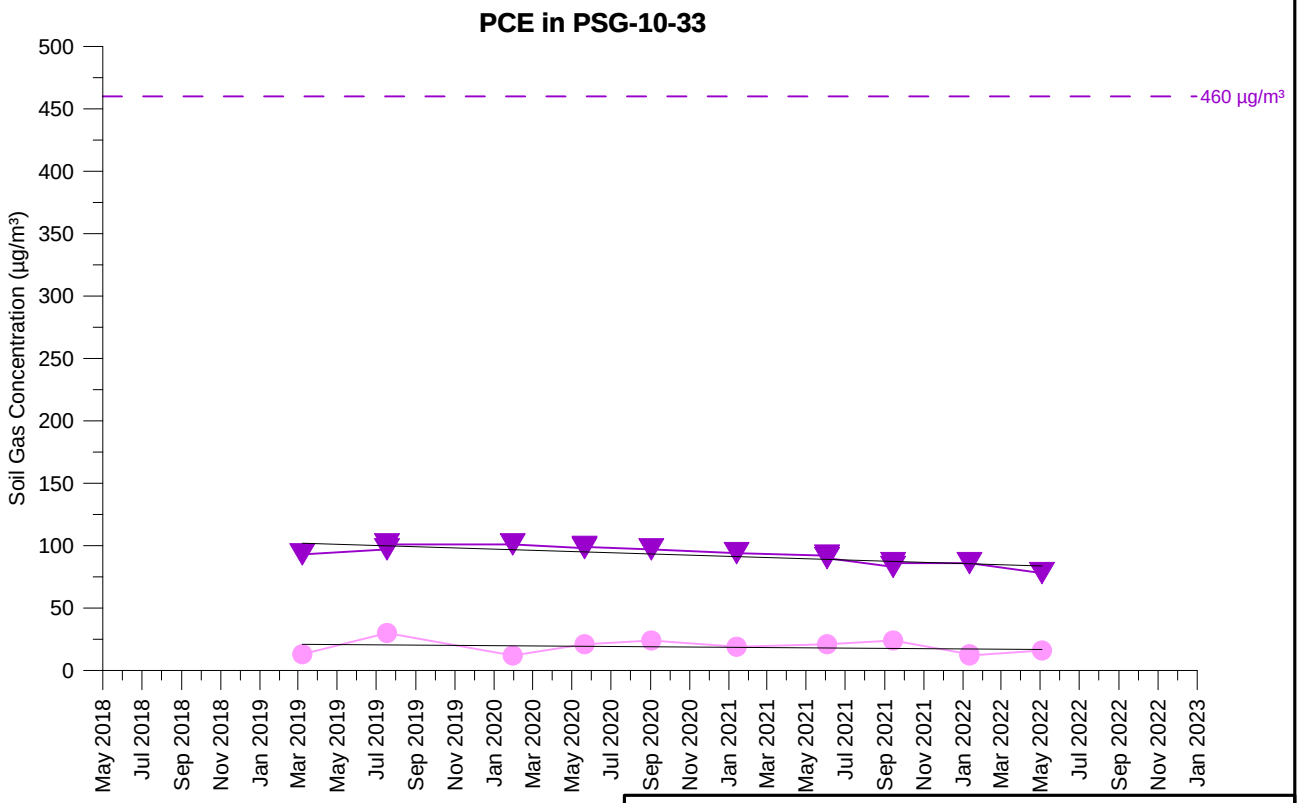

TCE Concentration (5 feet)
TCE Concentration (15 feet)
PCE Concentration (5 feet)
PCE Concentration (15 feet)

Open symbol denotes non-detect value

PSG-10-33
TCE AND PCE SOIL GAS CONCENTRATIONS OVER TIME
PARCEL 10
Former Ford Aeronutronic Property
Newport Beach, California

wsp	By: DMO	Proj. No. 8620397107.1.1G
	Date: 2/2/2023	Figure **H-1-269**

C:\Users\dave.oshea\Wood PLC\Bay Area Graphics - Documents\FordNB\fnb\1.1H\22_1117_gr\app_H1\psg_H-1-269_PSG-10-33.grf

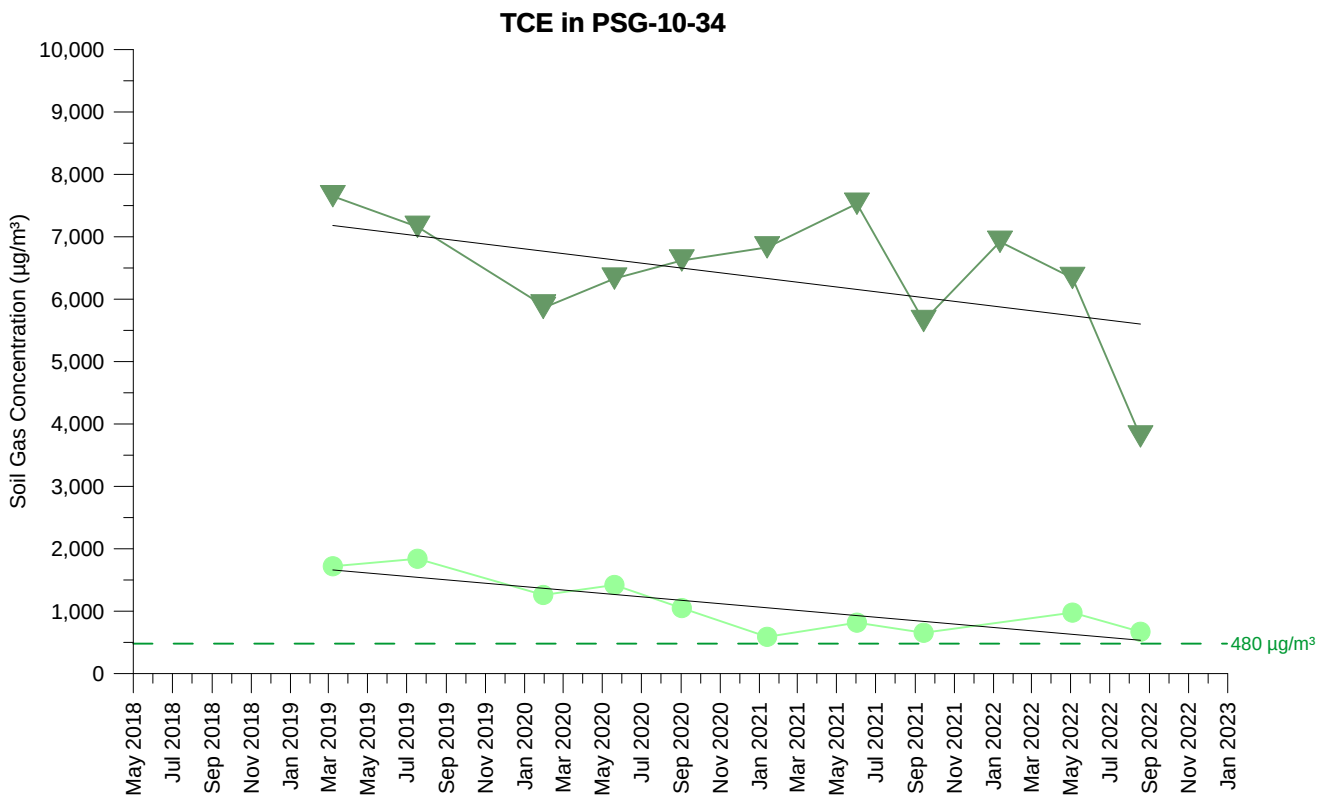

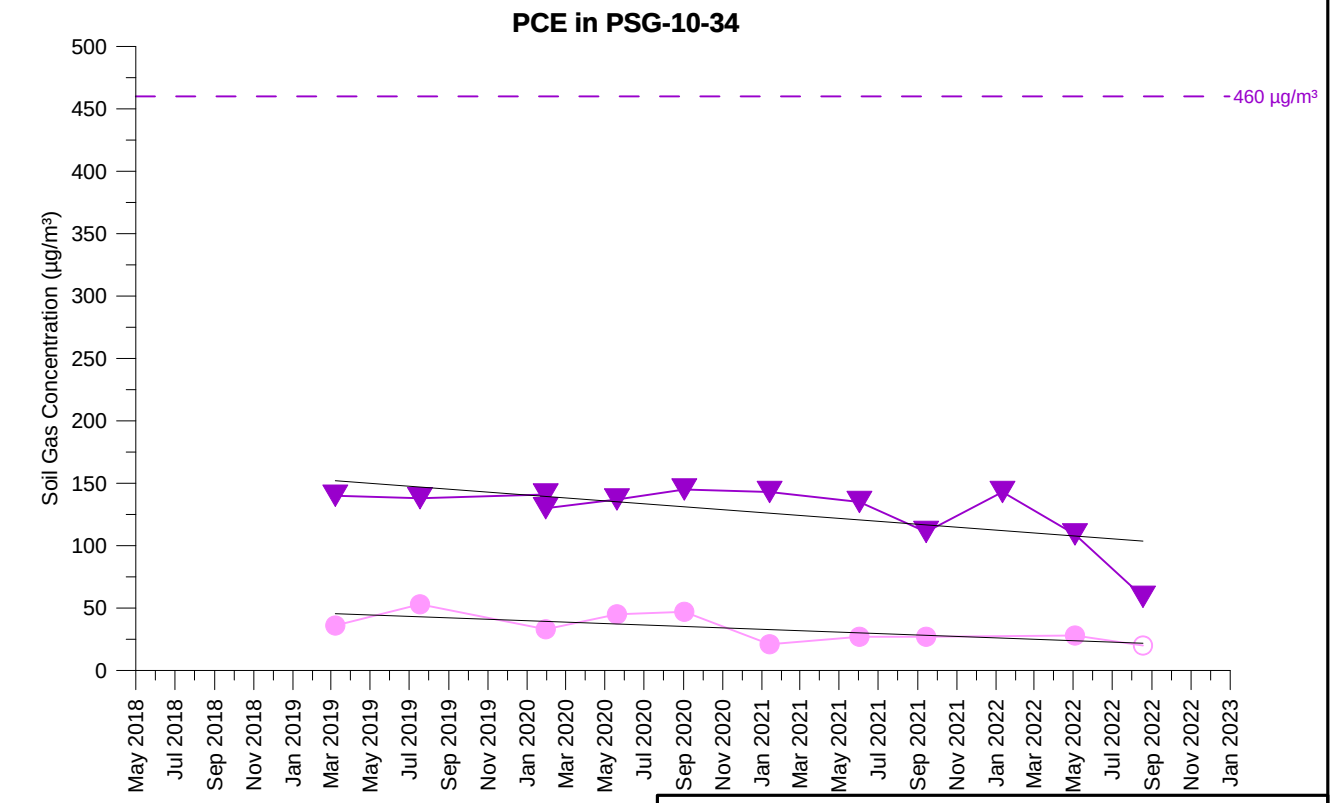

TCE Concentration (5 feet)
TCE Concentration (15 feet)
PCE Concentration (5 feet)
PCE Concentration (15 feet)

Open symbol denotes non-detect value

PSG-10-34
TCE AND PCE SOIL GAS CONCENTRATIONS OVER TIME
PARCEL 10
Former Ford Aeronutronic Property
Newport Beach, California

wsp	By: DMO	Proj. No. 8620397107.1.1G
	Date: 2/2/2023	Figure **H-1-270**

C:\Users\dave.oshea\Wood PLC\Bay Area Graphics - Documents\FordNB\fnb\1.1H\22_1117_gr\app_H1\psg_H-1-270_PSG-10-34.grf

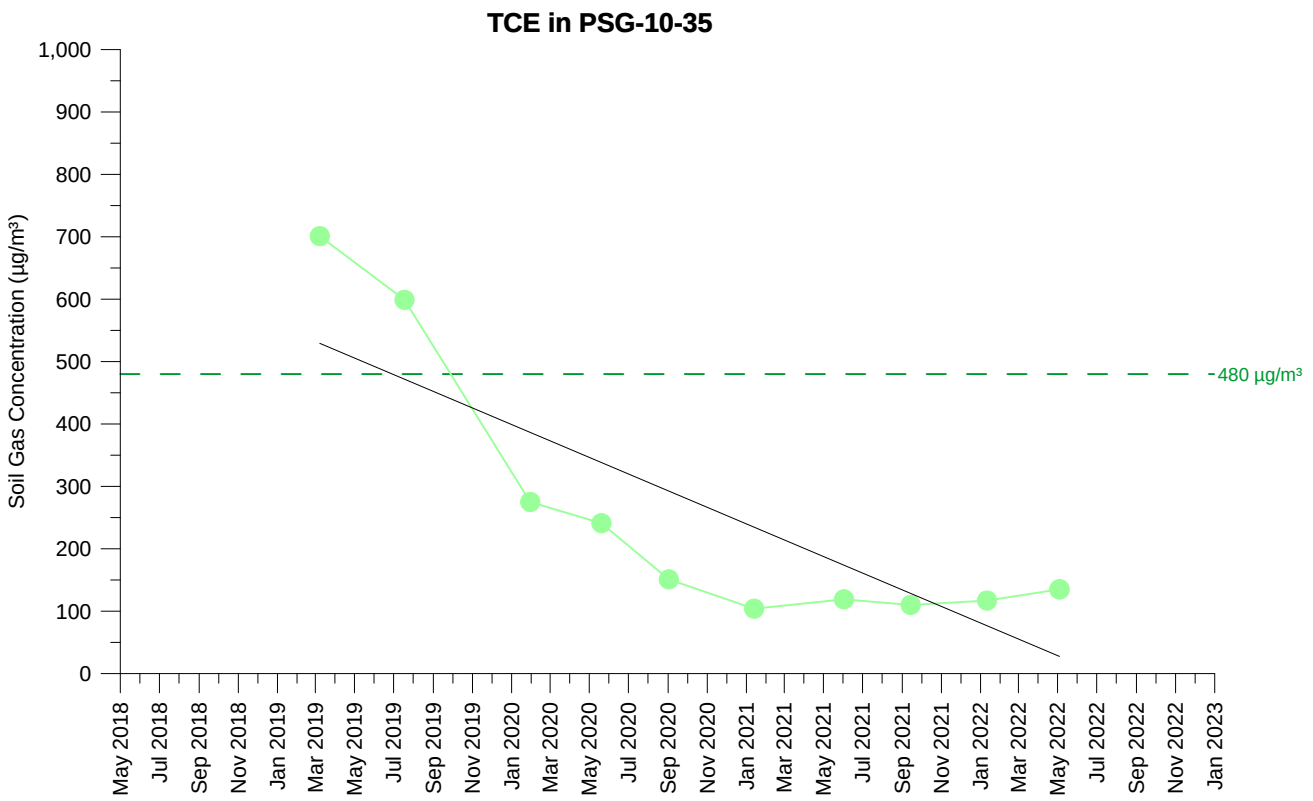

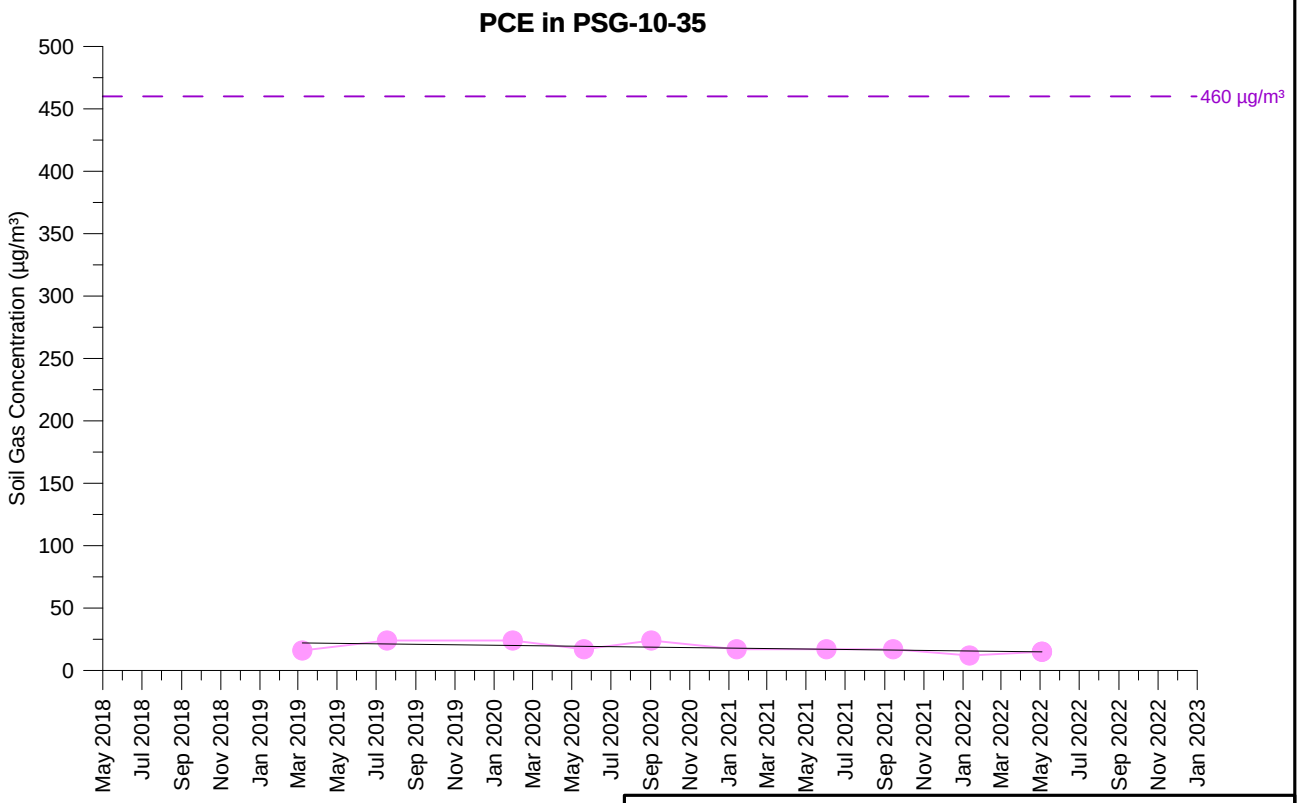

TCE Concentration (5 feet)

PCE Concentration (5 feet)

Open symbol denotes non-detect value

PSG-10-35
TCE AND PCE SOIL GAS CONCENTRATIONS OVER TIME
PARCEL 10
Former Ford Aeronutronic Property
Newport Beach, California

wsp	By: DMO	Proj. No. 8620397107.1.1G
	Date: 2/2/2023	Figure **H-1-271**

C:\Users\dave.oshea\Wood PLC\Bay Area Graphics - Documents\FordNB\fnb\1.1H\22_1117_gr\app_H1\psg_H-1-271_PSG-10-35.grf

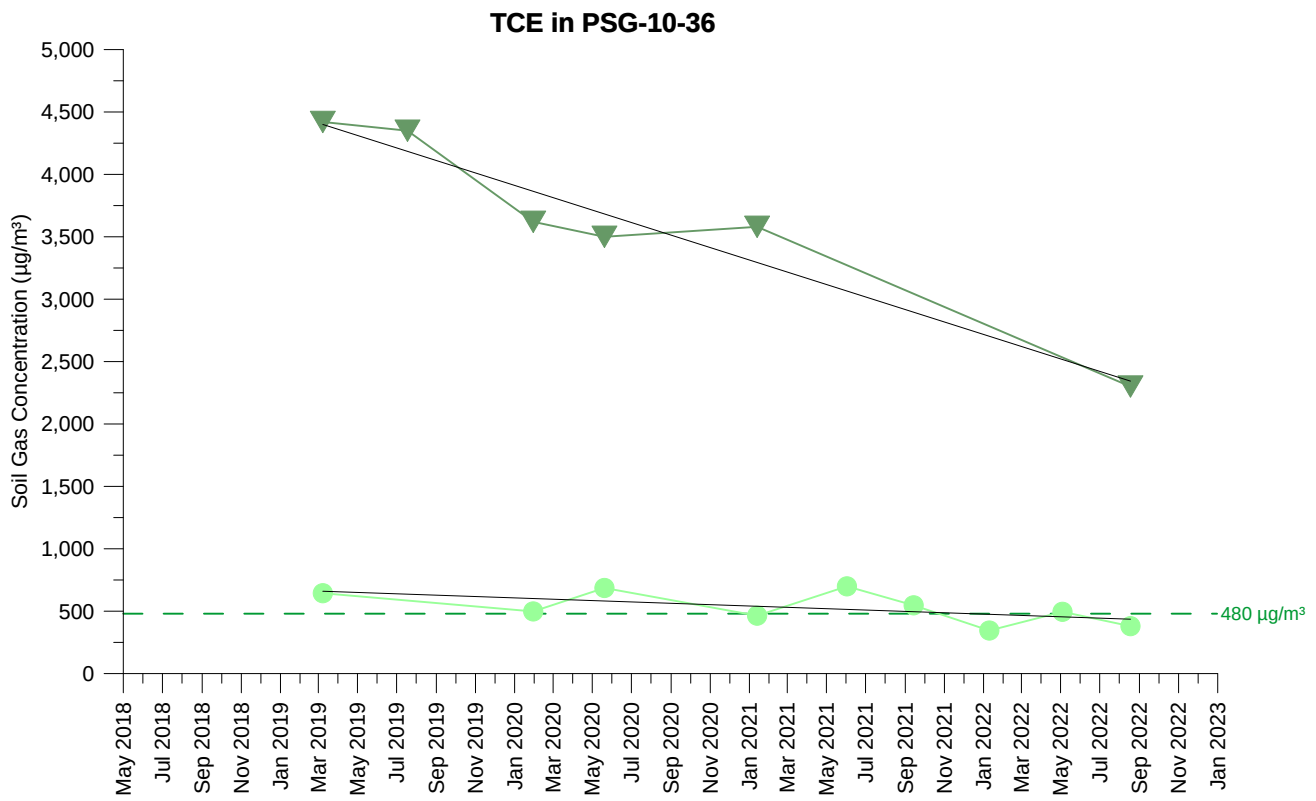

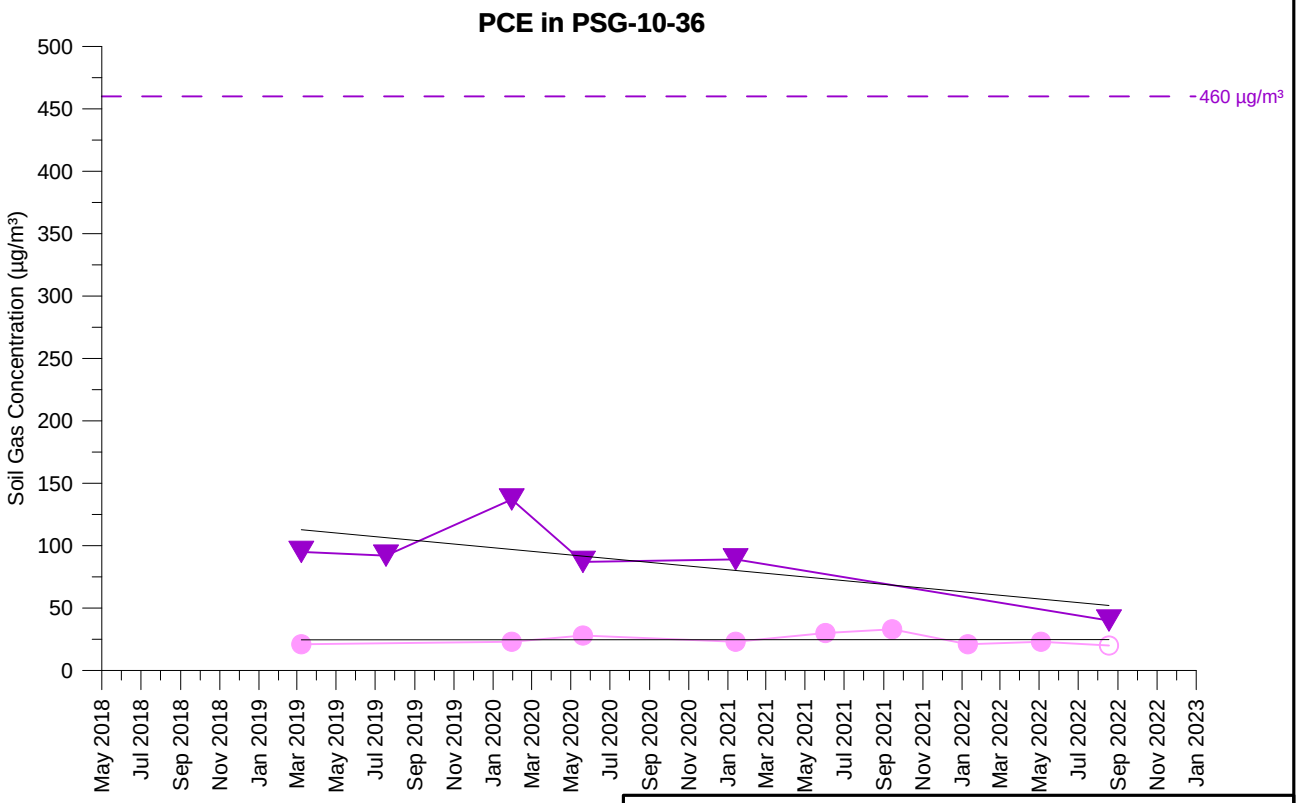

TCE Concentration (5 feet)
TCE Concentration (15 feet)
PCE Concentration (5 feet)
PCE Concentration (15 feet)

Open symbol denotes non-detect value

PSG-10-36
TCE AND PCE SOIL GAS CONCENTRATIONS OVER TIME
PARCEL 10
Former Ford Aeronutronic Property
Newport Beach, California

wsp	By: DMO	Proj. No. 8620397107.1.1G
	Date: 2/2/2023	Figure **H-1-272**

C:\Users\dave.oshea\Wood PLC\Bay Area Graphics - Documents\FordNB\fnb\1.1H\22_1117_gr\app_H1\psg_H-1-272_PSG-10-36.grf

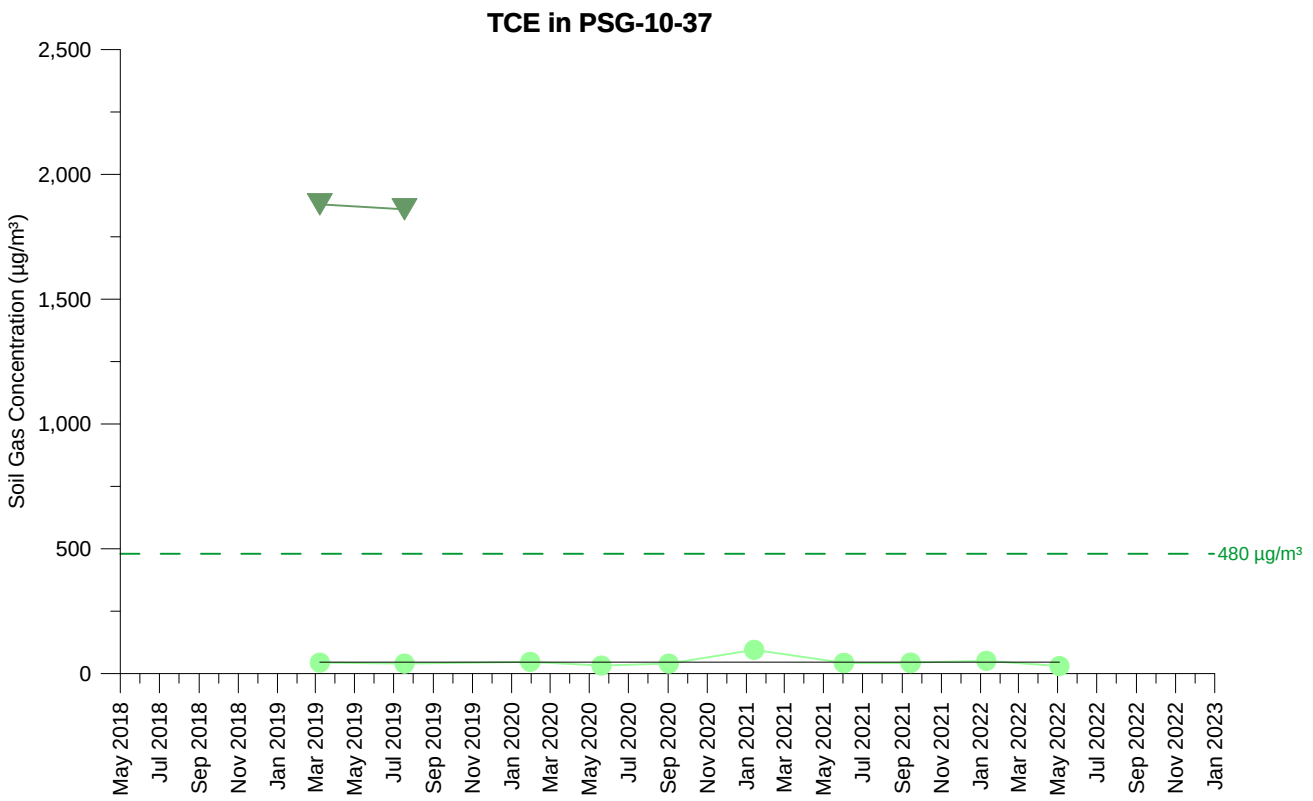

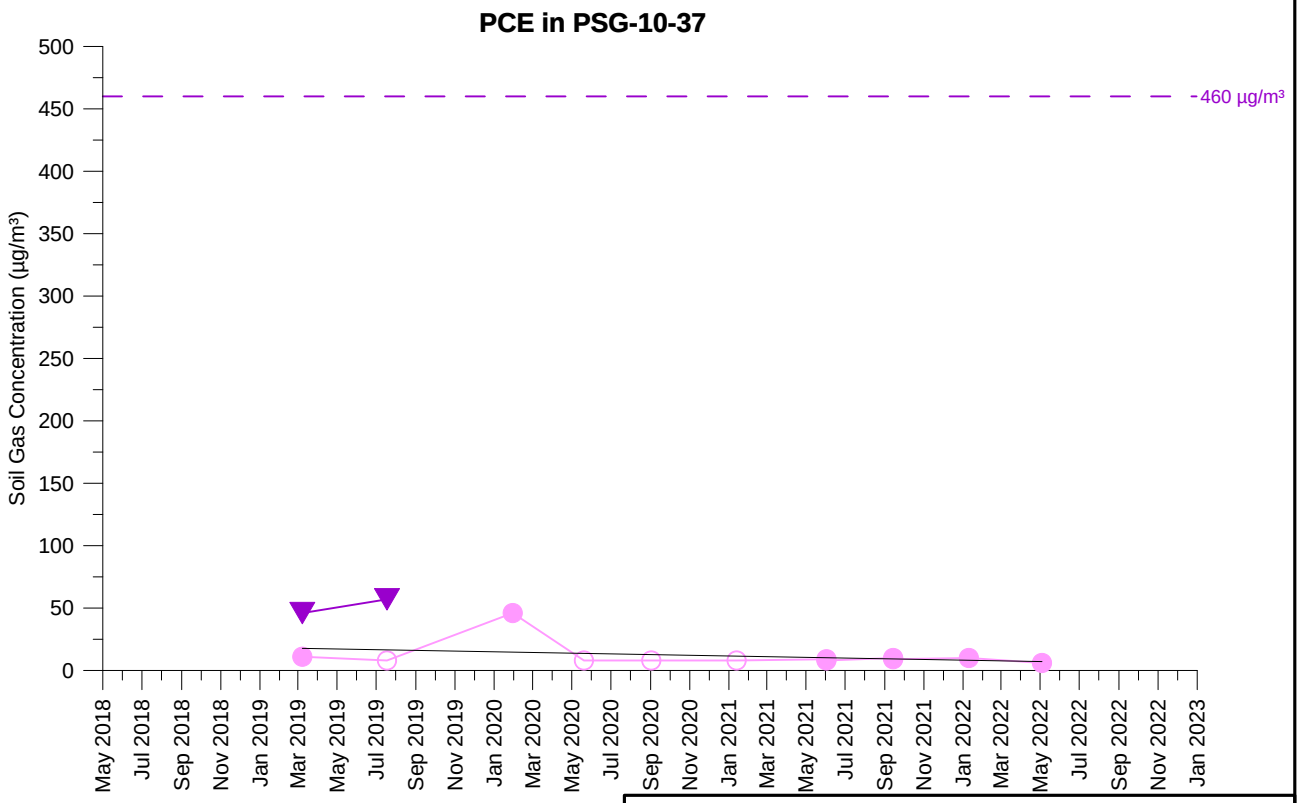

TCE Concentration (5 feet)
TCE Concentration (15 feet)
PCE Concentration (5 feet)
PCE Concentration (15 feet)

Open symbol denotes non-detect value

PSG-10-37
TCE AND PCE SOIL GAS CONCENTRATIONS OVER TIME
PARCEL 10
Former Ford Aeronutronic Property
Newport Beach, California

wsp	By: DMO	Proj. No. 8620397107.1.1G
	Date: 2/2/2023	Figure **H-1-273**

C:\Users\dave.oshea\Wood PLC\Bay Area Graphics - Documents\FordNB\fnb\1.1H\22_1117_gr\app_H1\psg_H-1-273_PSG-10-37.grf

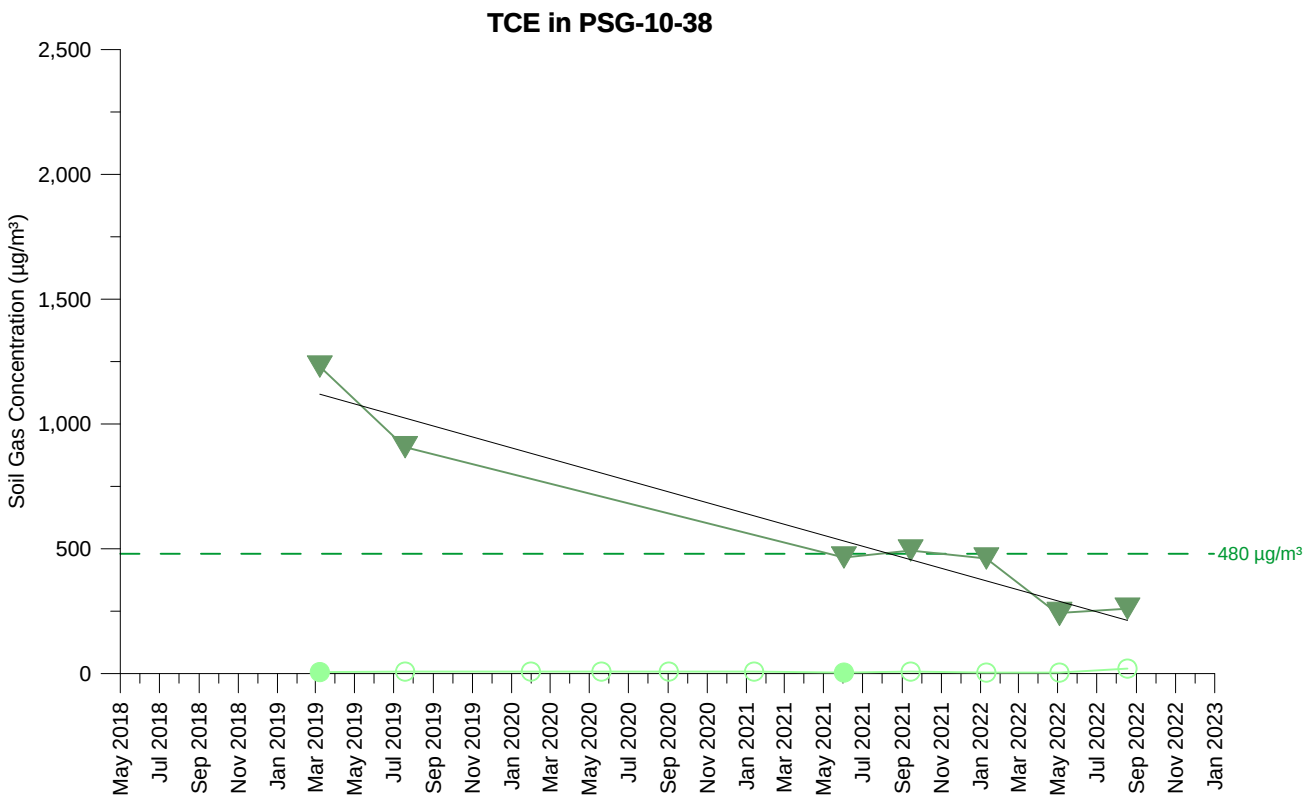

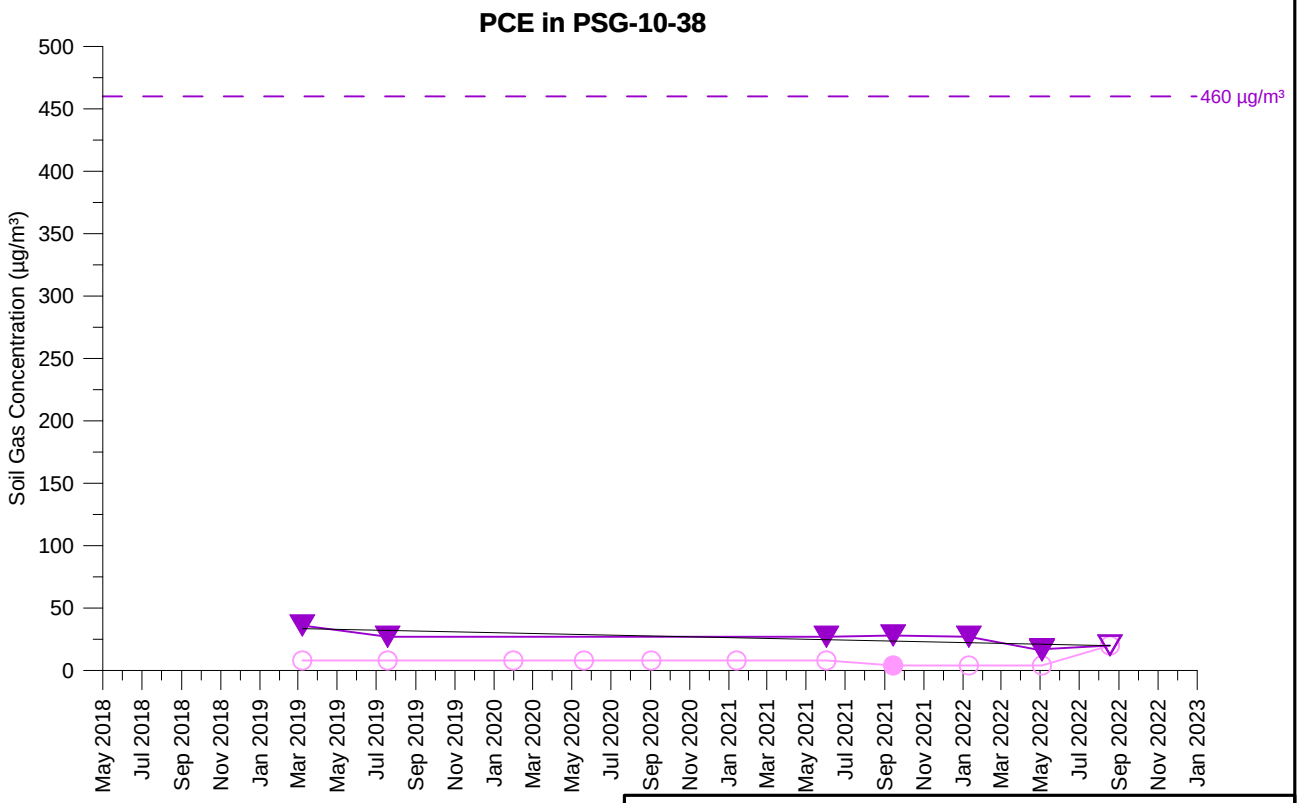

TCE Concentration (5 feet)
TCE Concentration (15 feet)
PCE Concentration (5 feet)
PCE Concentration (15 feet)

Open symbol denotes non-detect value

PSG-10-38
TCE AND PCE SOIL GAS CONCENTRATIONS OVER TIME
PARCEL 10
Former Ford Aeronutronic Property
Newport Beach, California

wsp	By: DMO	Proj. No. 8620397107.1.1G
	Date: 2/2/2023	Figure **H-1-274**

C:\Users\dave.oshea\Wood PLC\Bay Area Graphics - Documents\FordNB\fnb\1.1H\22_1117_gr\app_H1\psg_H-1-274_PSG-10-38.grf

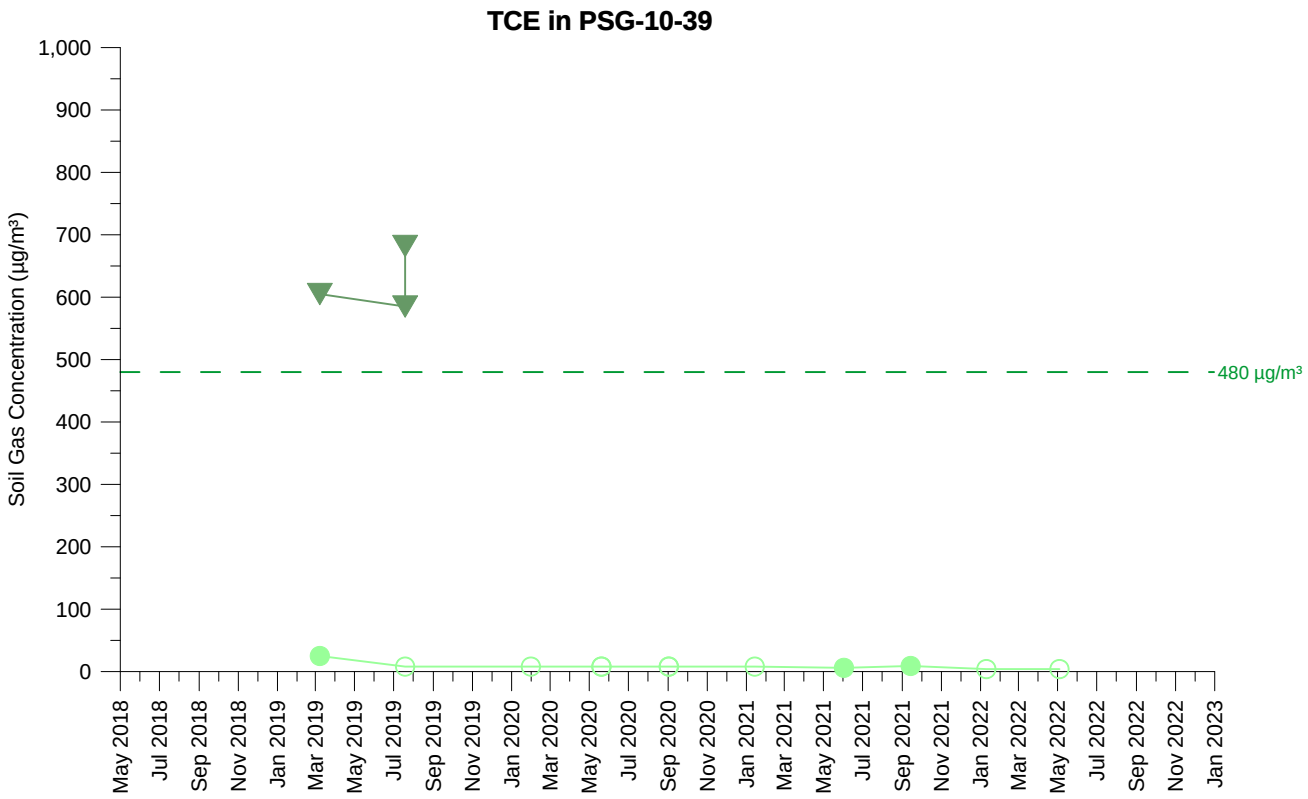

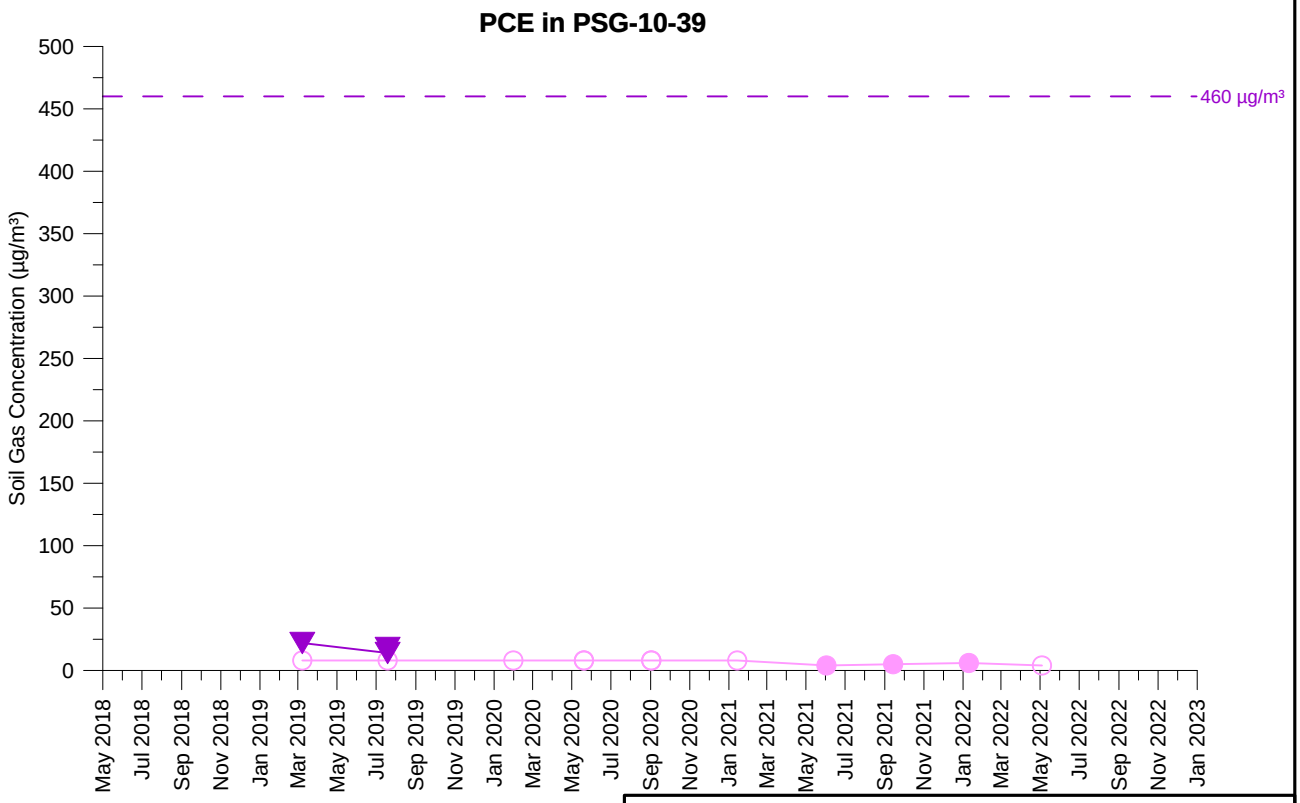

TCE Concentration (5 feet)
TCE Concentration (15 feet)
PCE Concentration (5 feet)
PCE Concentration (15 feet)

Open symbol denotes non-detect value

PSG-10-39
TCE AND PCE SOIL GAS CONCENTRATIONS OVER TIME
PARCEL 10
Former Ford Aeronutronic Property
Newport Beach, California

wsp	By: DMO	Proj. No. 8620397107.1.1G
	Date: 2/2/2023	Figure **H-1-275**

C:\Users\dave.oshea\Wood PLC\Bay Area Graphics - Documents\FordNB\fnb\1.1H\22_1117_gr\app_H1\psg_H-1-275_PSG-10-39.grf

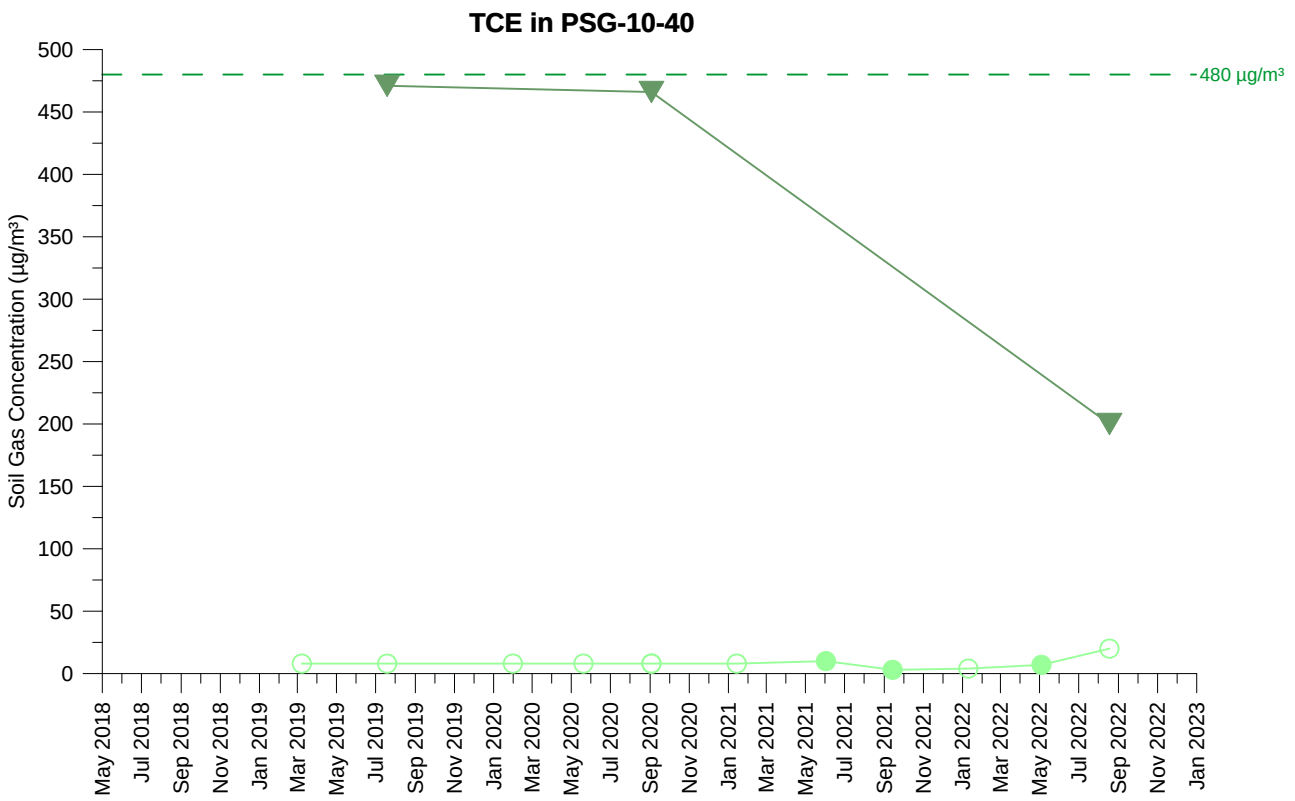

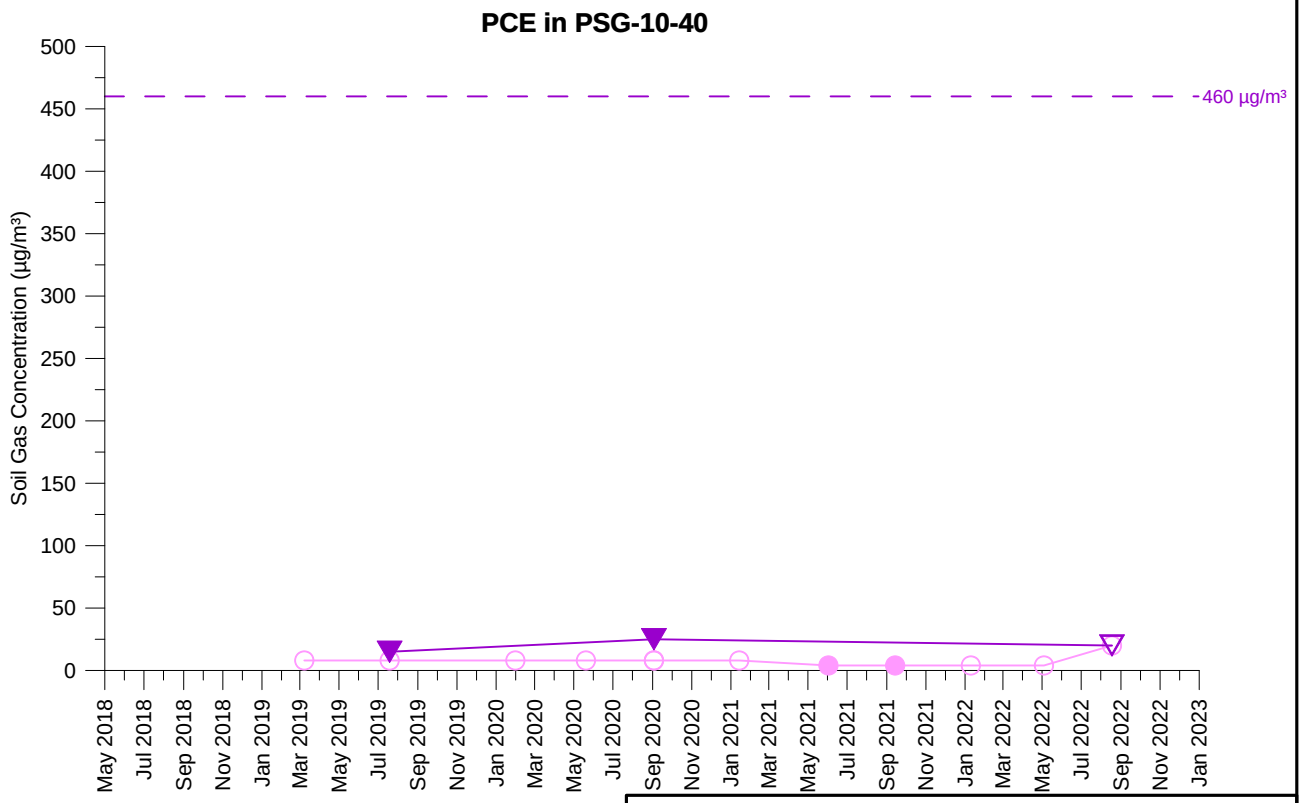

TCE Concentration (5 feet)
TCE Concentration (15 feet)
PCE Concentration (5 feet)
PCE Concentration (15 feet)

Open symbol denotes non-detect value

PSG-10-40
TCE AND PCE SOIL GAS CONCENTRATIONS OVER TIME
PARCEL 10
Former Ford Aeronutronic Property
Newport Beach, California

wsp	By: DMO	Proj. No. 8620397107.1.1G
	Date: 2/2/2023	Figure **H-1-276**

C:\Users\dave.oshea\Wood PLC\Bay Area Graphics - Documents\FordNB\fnb\1.1H\22_1117_gr\app_H1\psg_H-1-276_PSG-10-40.grf

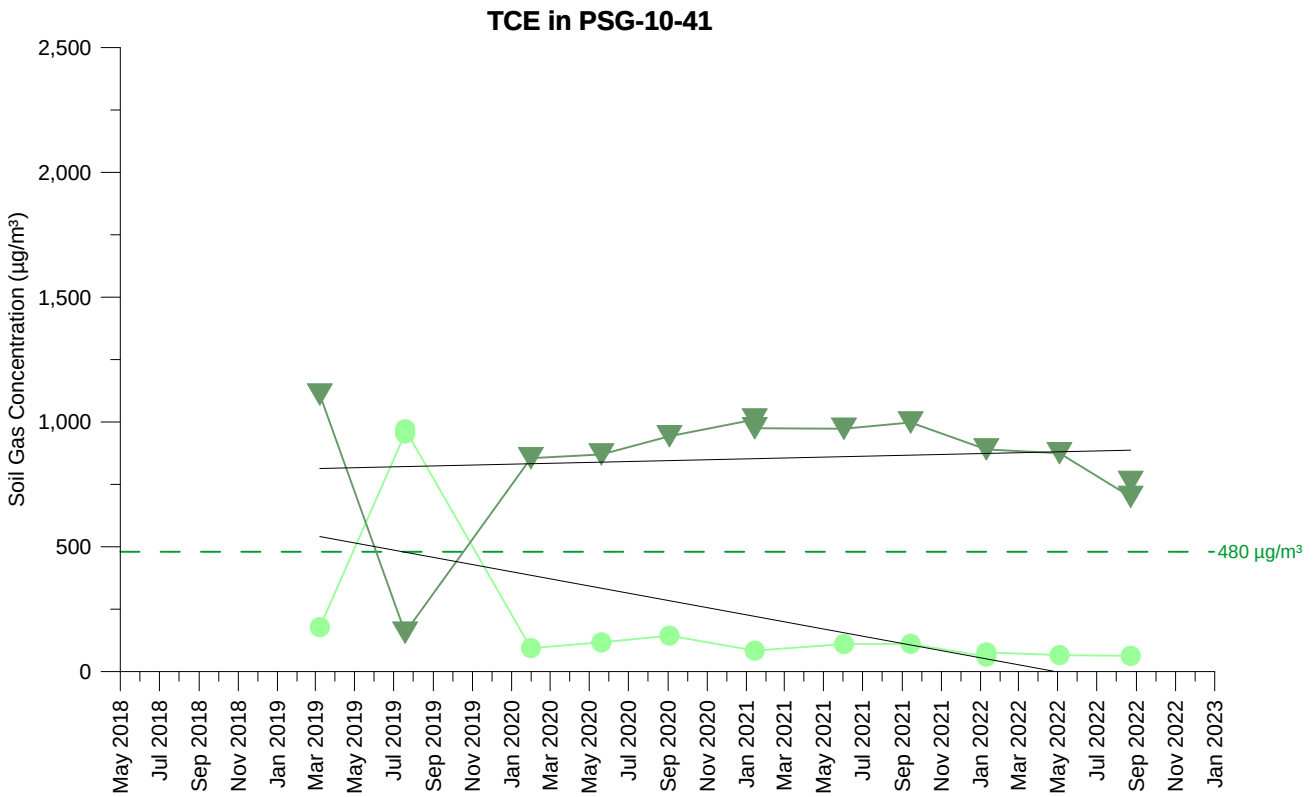

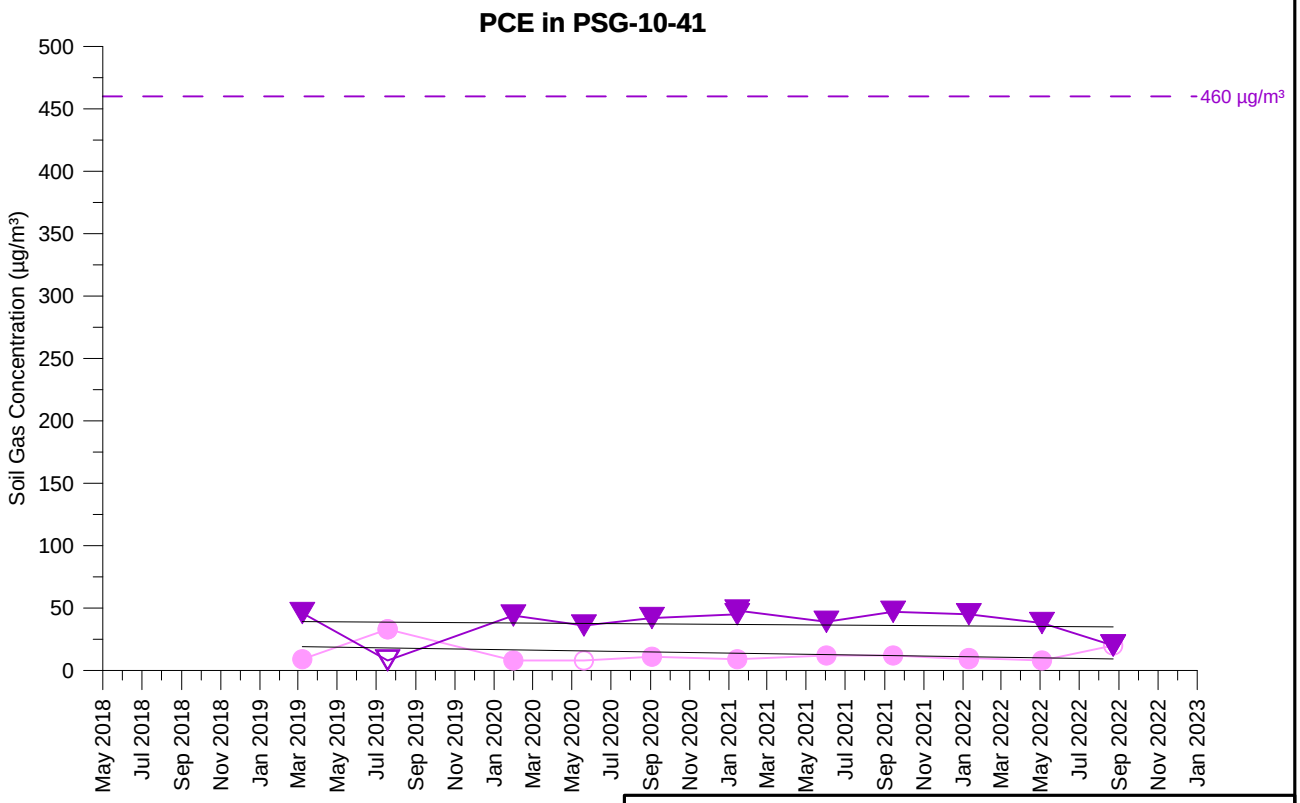

TCE Concentration (5 feet)
TCE Concentration (15 feet)
PCE Concentration (5 feet)
PCE Concentration (15 feet)

Open symbol denotes non-detect value

PSG-10-41
TCE AND PCE SOIL GAS CONCENTRATIONS OVER TIME
PARCEL 10
Former Ford Aeronutronic Property
Newport Beach, California

wsp	By: DMO	Proj. No. 8620397107.1.1G
	Date: 2/2/2023	Figure **H-1-277**

C:\Users\dave.oshea\Wood PLC\Bay Area Graphics - Documents\FordNB\fnb\1.1H\22_1117_gr\app_H1\psg_H-1-277_PSG-10-41.grf

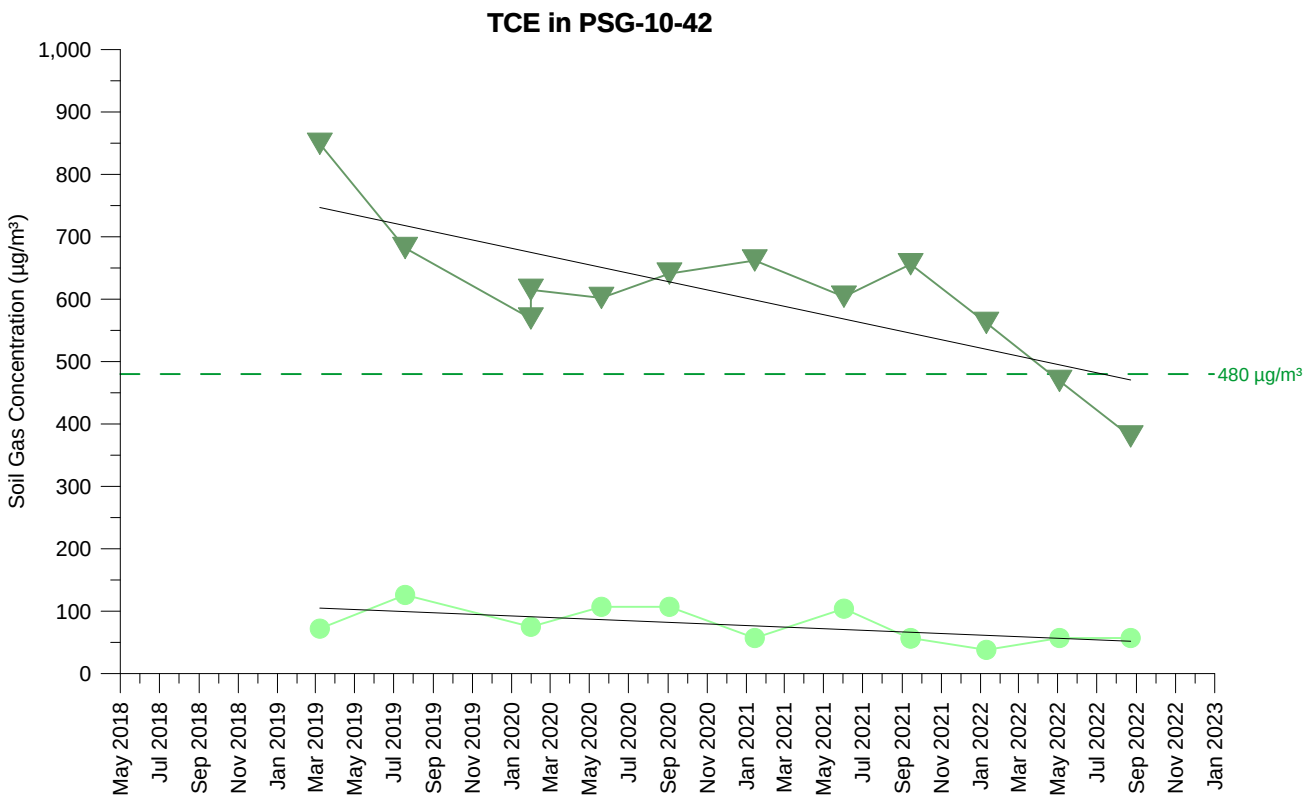

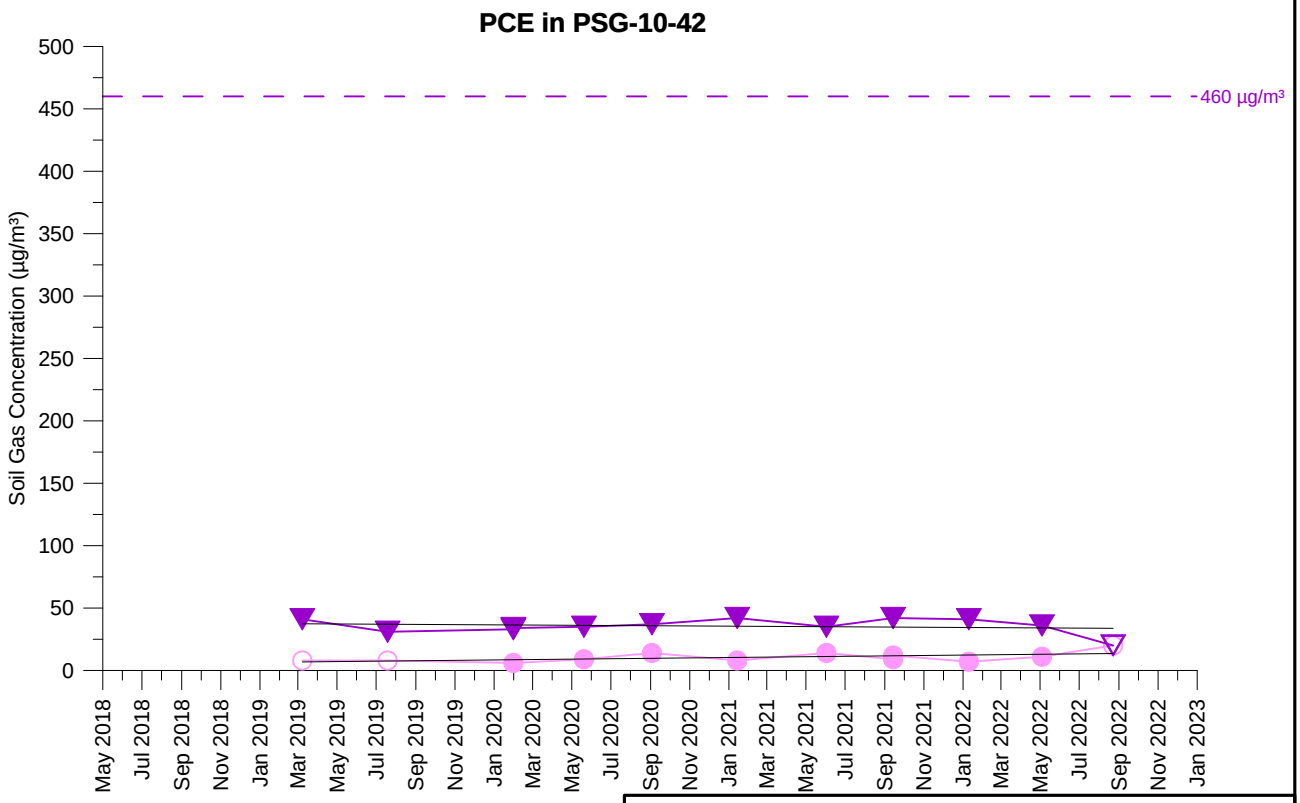

TCE Concentration (5 feet)
TCE Concentration (15 feet)
PCE Concentration (5 feet)
PCE Concentration (15 feet)

Open symbol denotes non-detect value

PSG-10-42
TCE AND PCE SOIL GAS CONCENTRATIONS OVER TIME
PARCEL 10
Former Ford Aeronutronic Property
Newport Beach, California

wsp	By: DMO	Proj. No. 8620397107.1.1G
	Date: 2/2/2023	Figure **H-1-278**

C:\Users\dave.oshea\Wood PLC\Bay Area Graphics - Documents\FordNB\fnb\1.1H\22_1117_gr\app_H1\psg_H-1-278_PSG-10-42.grf

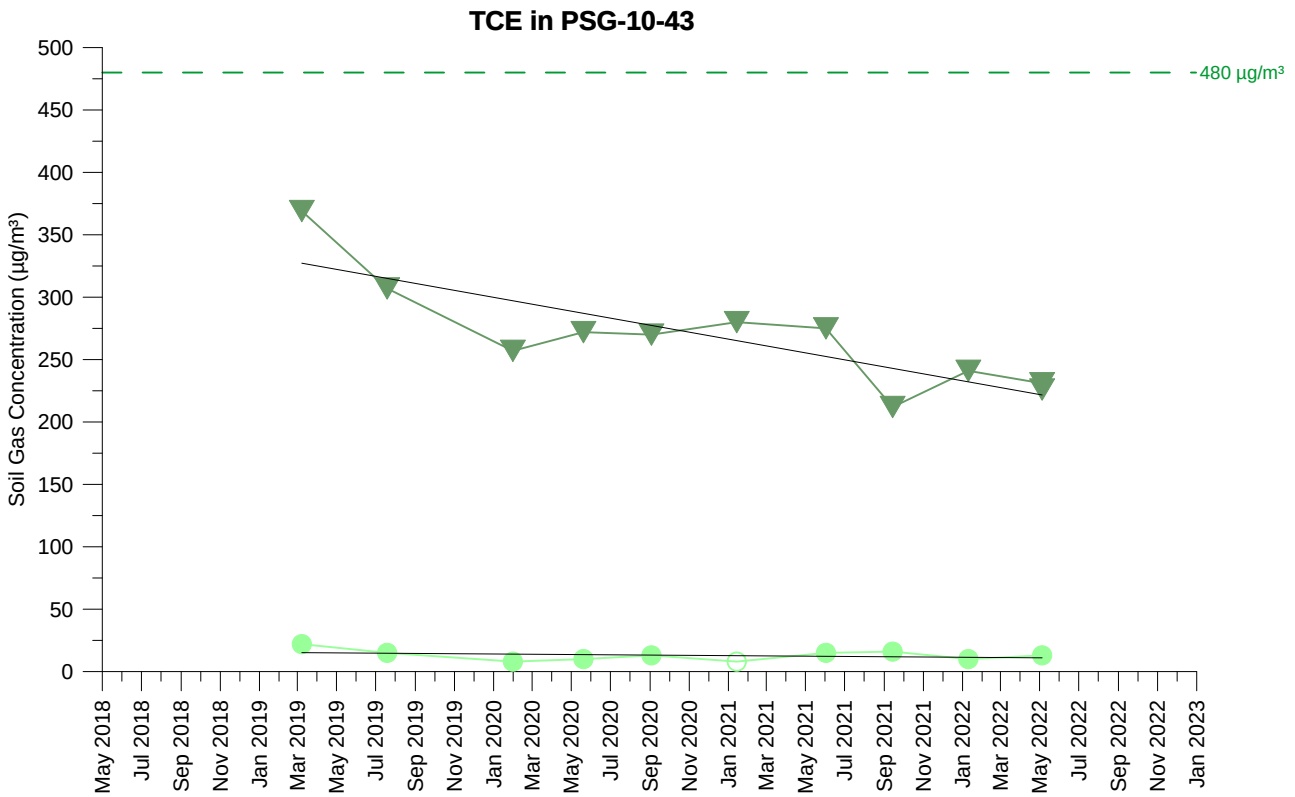

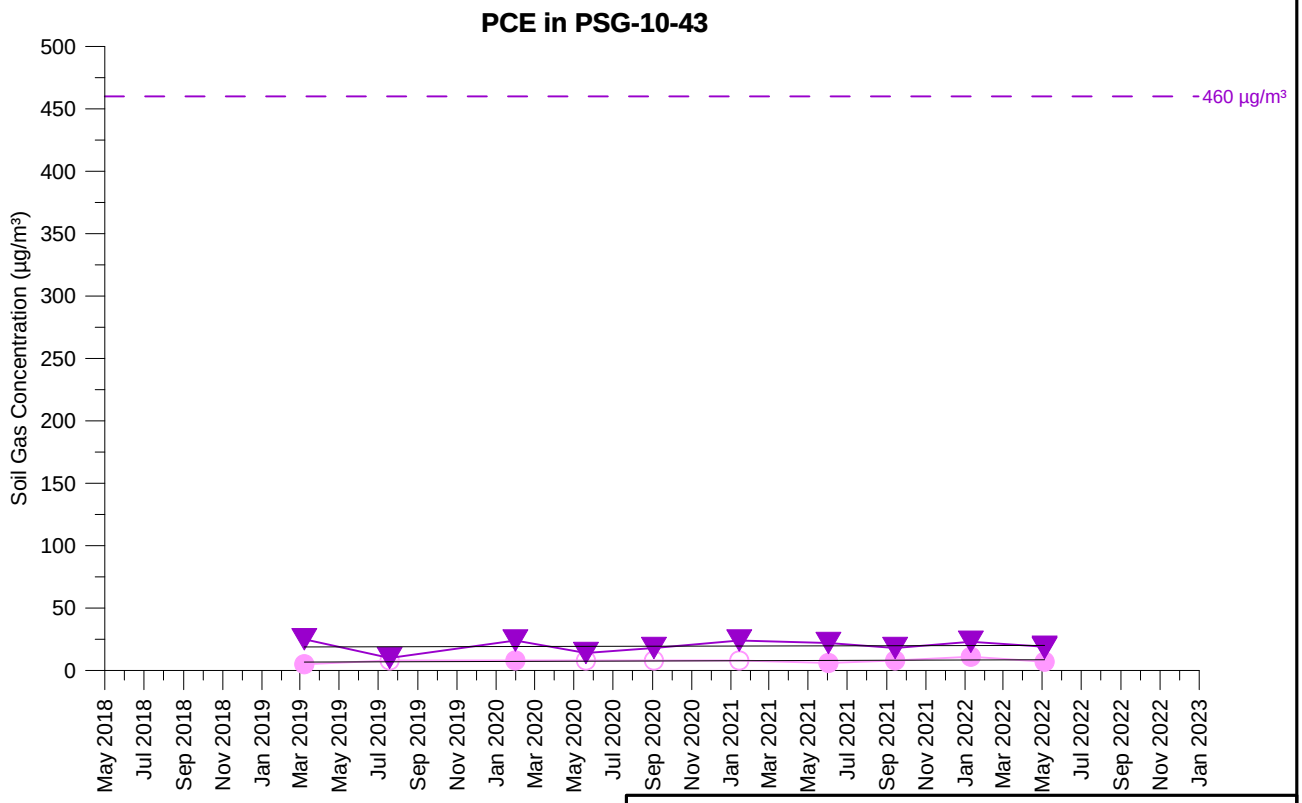

TCE Concentration (5 feet)
TCE Concentration (15 feet)
PCE Concentration (5 feet)
PCE Concentration (15 feet)

Open symbol denotes non-detect value

PSG-10-43
TCE AND PCE SOIL GAS CONCENTRATIONS OVER TIME
PARCEL 10
Former Ford Aeronutronic Property
Newport Beach, California

wsp	By: DMO	Proj. No. 8620397107.1.1G
	Date: 2/2/2023	Figure **H-1-279**

C:\Users\dave.oshea\Wood PLC\Bay Area Graphics - Documents\FordNB\fnb\1.1H\22_1117_gr\app_H1\psg_H-1-279_PSG-10-43.grf

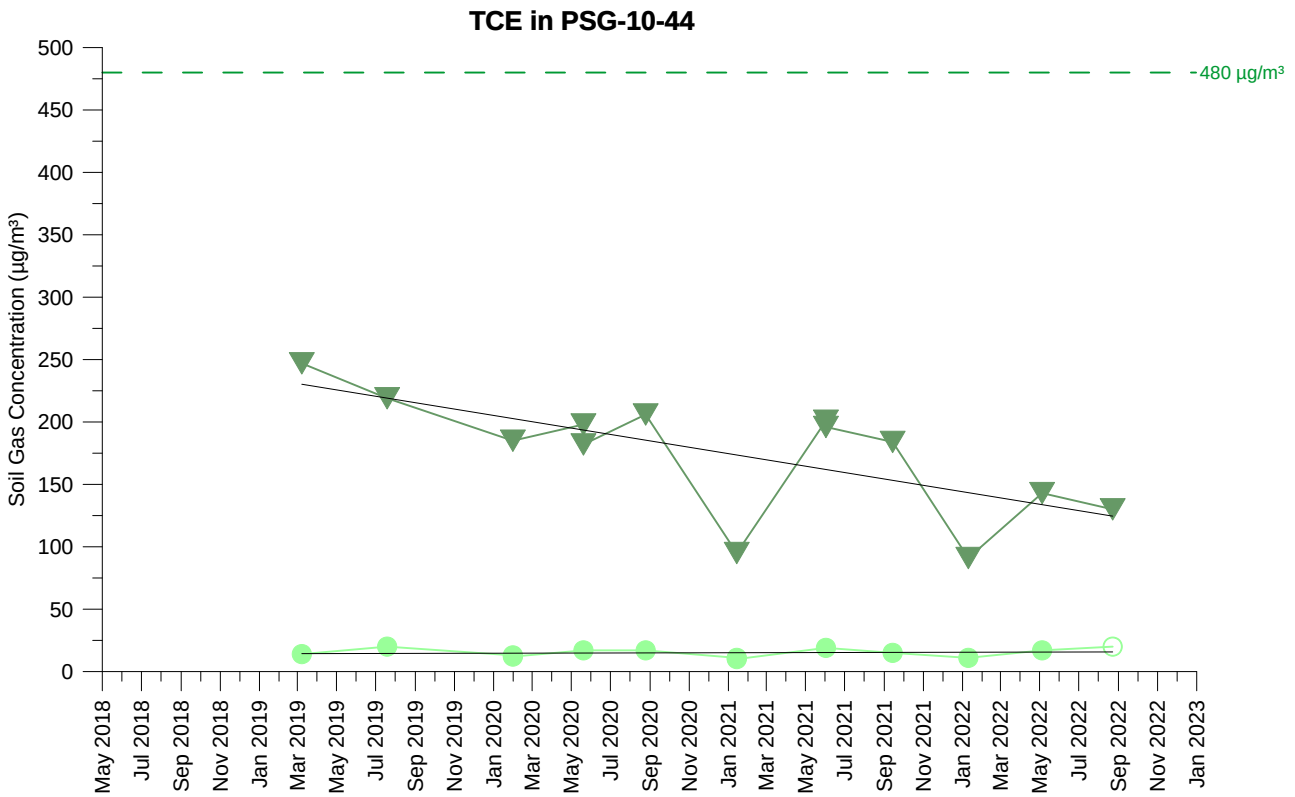

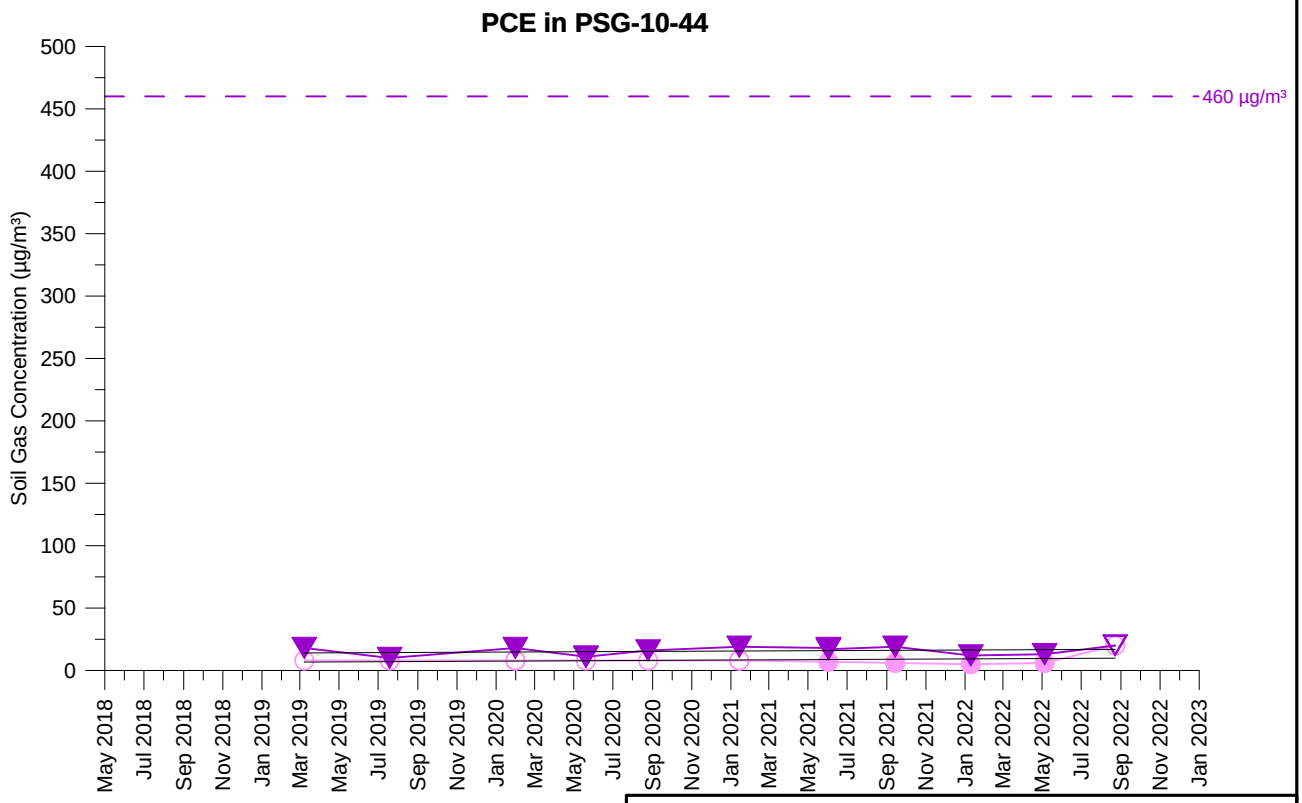

TCE Concentration (5 feet)
TCE Concentration (15 feet)
PCE Concentration (5 feet)
PCE Concentration (15 feet)

Open symbol denotes non-detect value

PSG-10-44
TCE AND PCE SOIL GAS CONCENTRATIONS OVER TIME
PARCEL 10
Former Ford Aeronutronic Property
Newport Beach, California

wsp	By: DMO	Proj. No. 8620397107.1.1G
	Date: 2/2/2023	Figure **H-1-280**

C:\Users\dave.oshea\Wood PLC\Bay Area Graphics - Documents\FordNB\fnb\1.1H\22_1117_gr\app_H1\psg_H-1-280_PSG-10-44.grf

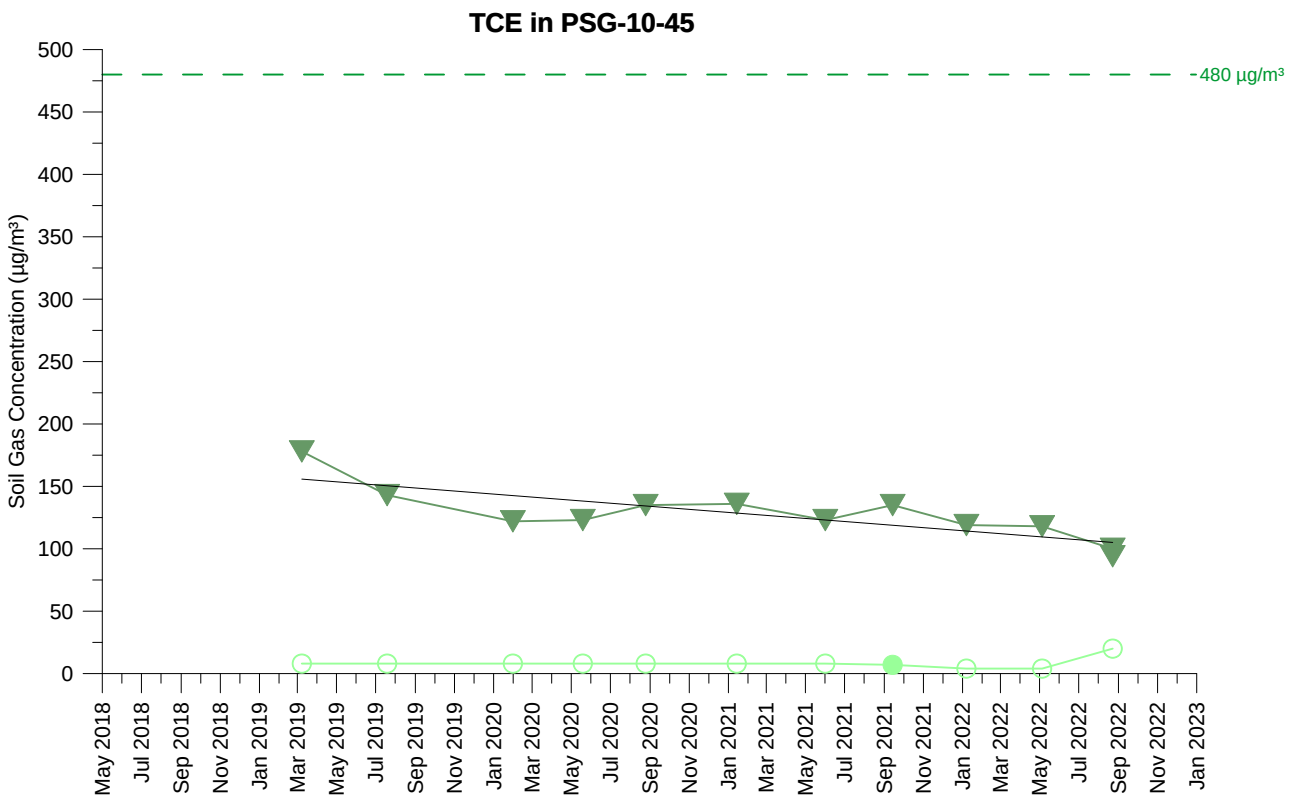

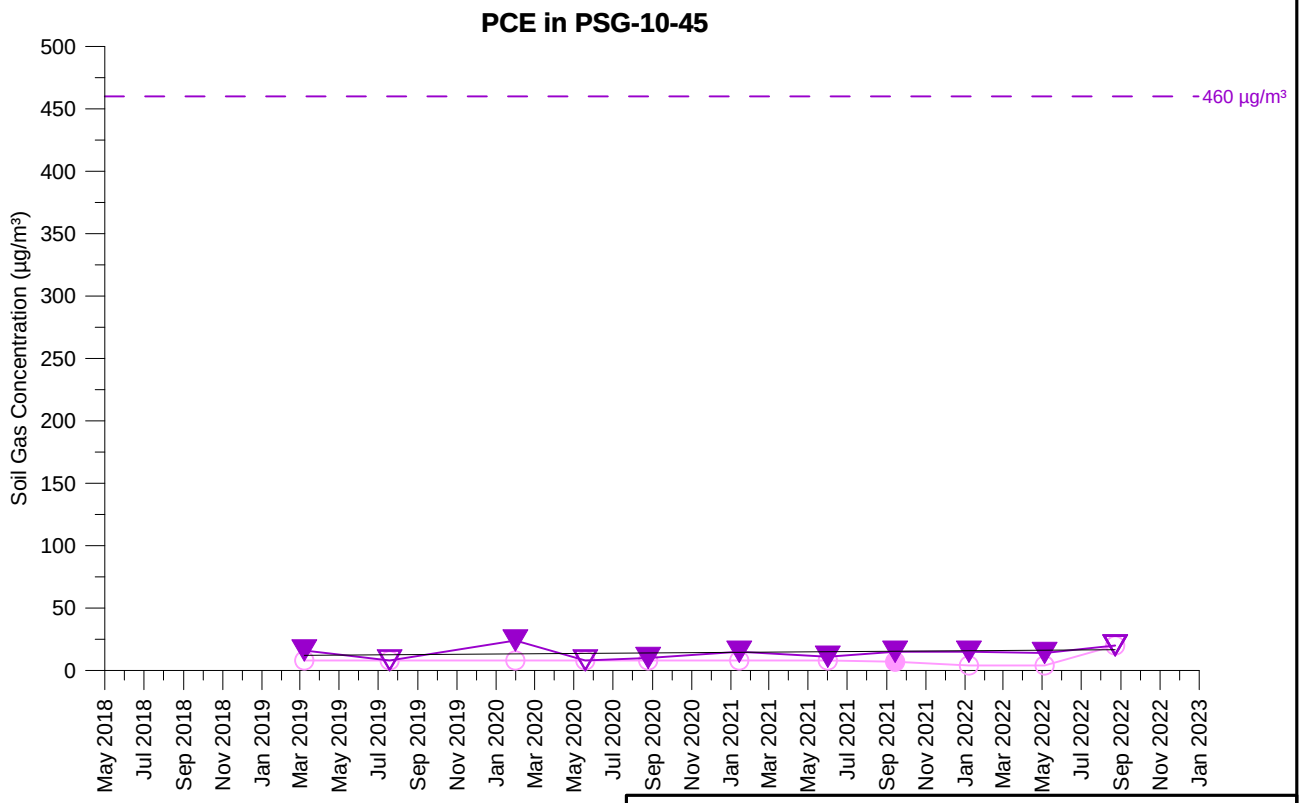

TCE Concentration (5 feet)
TCE Concentration (15 feet)
PCE Concentration (5 feet)
PCE Concentration (15 feet)

Open symbol denotes non-detect value

PSG-10-45
TCE AND PCE SOIL GAS CONCENTRATIONS OVER TIME
PARCEL 10
Former Ford Aeronutronic Property
Newport Beach, California

wsp	By: DMO	Proj. No. 8620397107.1.1G
	Date: 2/2/2023	Figure **H-1-281**

C:\Users\dave.oshea\Wood PLC\Bay Area Graphics - Documents\FordNB\fnb\1.1H\22_1117_gr\app_H1\psg_H-1-281_PSG-10-45.grf

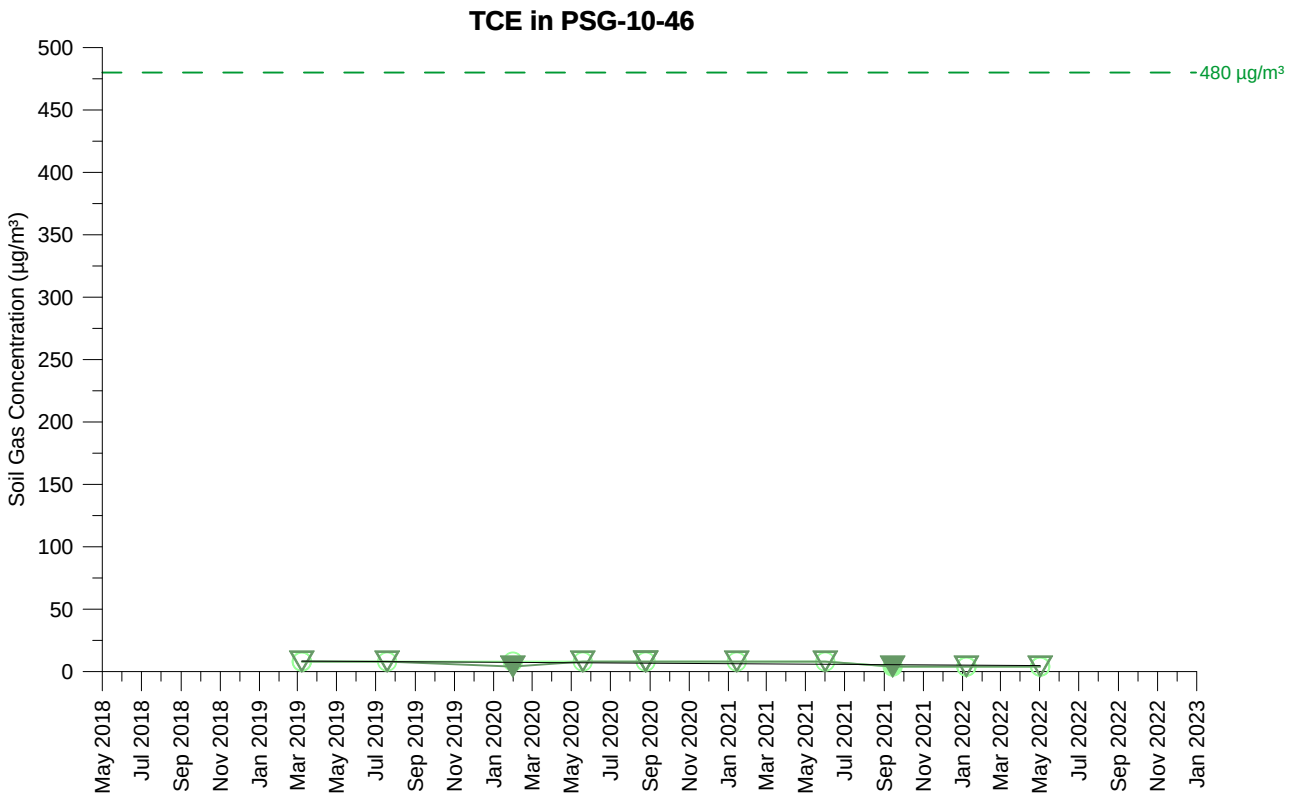

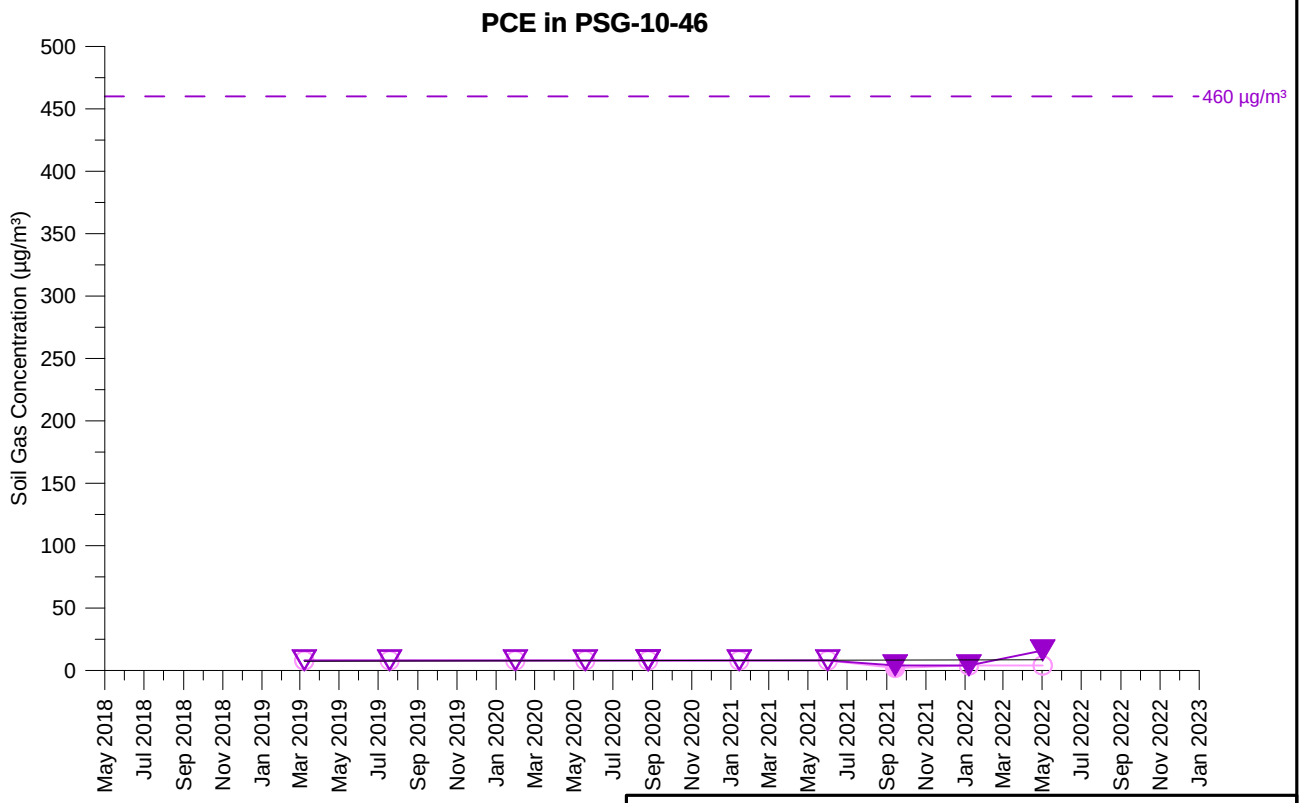

TCE Concentration (5 feet)
TCE Concentration (15 feet)
PCE Concentration (5 feet)
PCE Concentration (15 feet)

Open symbol denotes non-detect value

PSG-10-46
TCE AND PCE SOIL GAS CONCENTRATIONS OVER TIME
PARCEL 10
Former Ford Aeronutronic Property
Newport Beach, California

wsp	By: DMO	Proj. No. 8620397107.1.1G
	Date: 2/2/2023	Figure **H-1-282**

C:\Users\dave.oshea\Wood PLC\Bay Area Graphics - Documents\FordNB\fnb\1.1H\22_1117_gr\app_H1\psg_H-1-282_PSG-10-46.grf

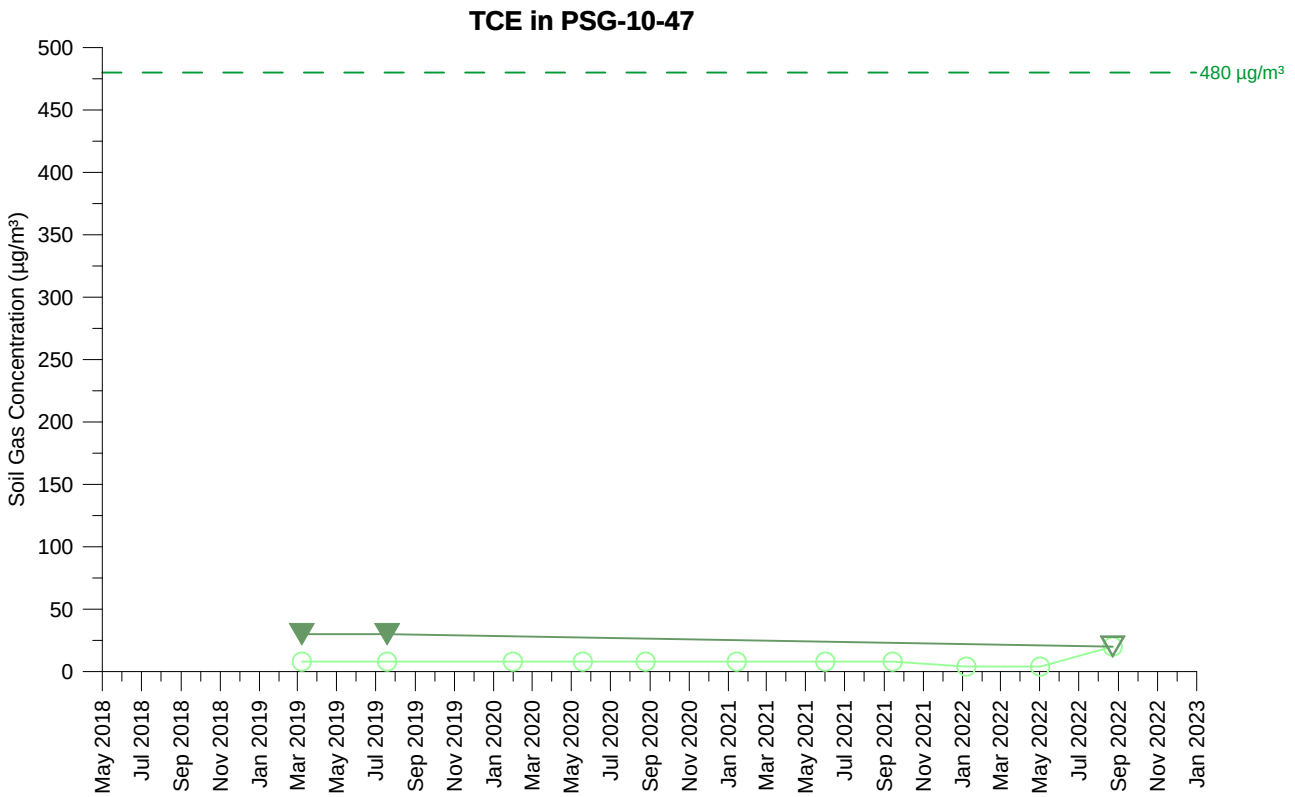

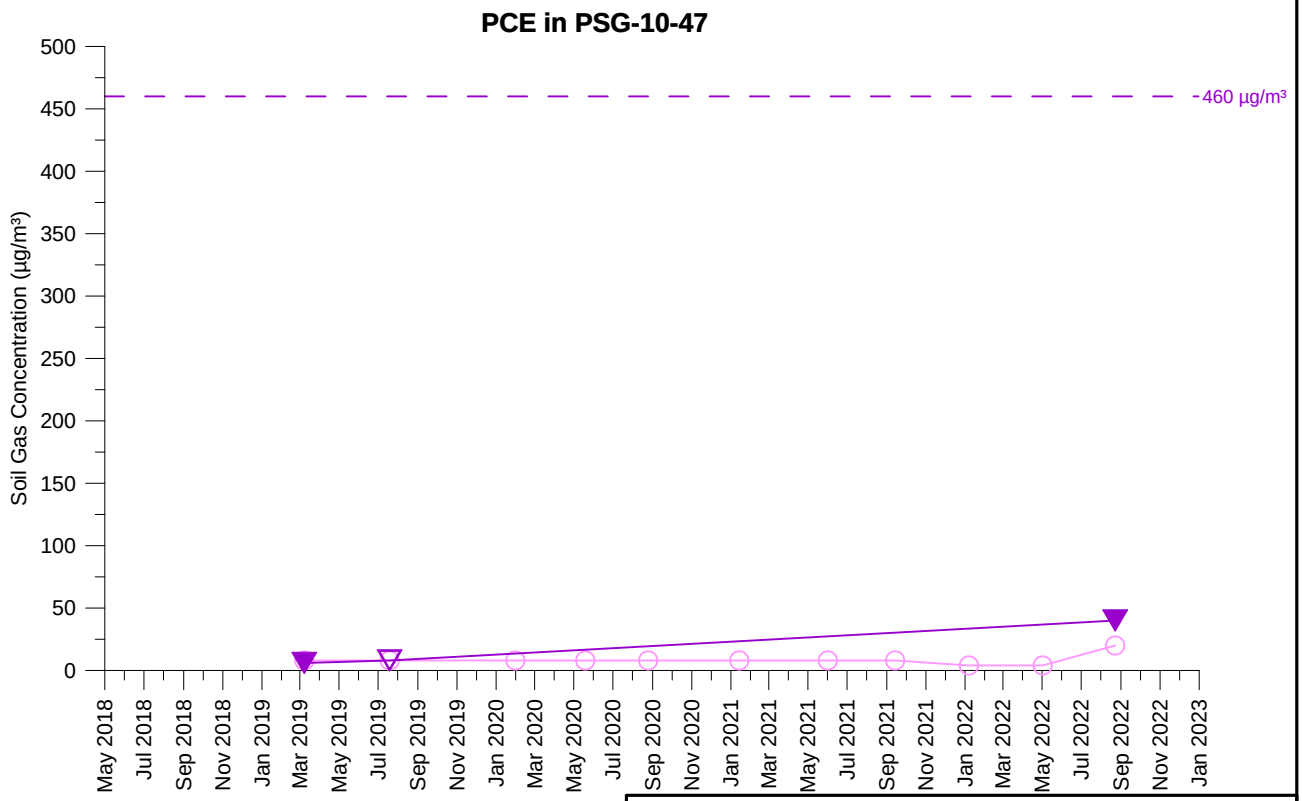

TCE Concentration (5 feet)
TCE Concentration (15 feet)
PCE Concentration (5 feet)
PCE Concentration (15 feet)

Open symbol denotes non-detect value

PSG-10-47
TCE AND PCE SOIL GAS CONCENTRATIONS OVER TIME
PARCEL 10
Former Ford Aeronutronic Property
Newport Beach, California

wsp	By: DMO	Proj. No. 8620397107.1.1G
	Date: 2/2/2023	Figure **H-1-283**

C:\Users\dave.oshea\Wood PLC\Bay Area Graphics - Documents\FordNB\fnb\1.1H\22_1117_gr\app_H1\psg_H-1-283_PSG-10-47.grf

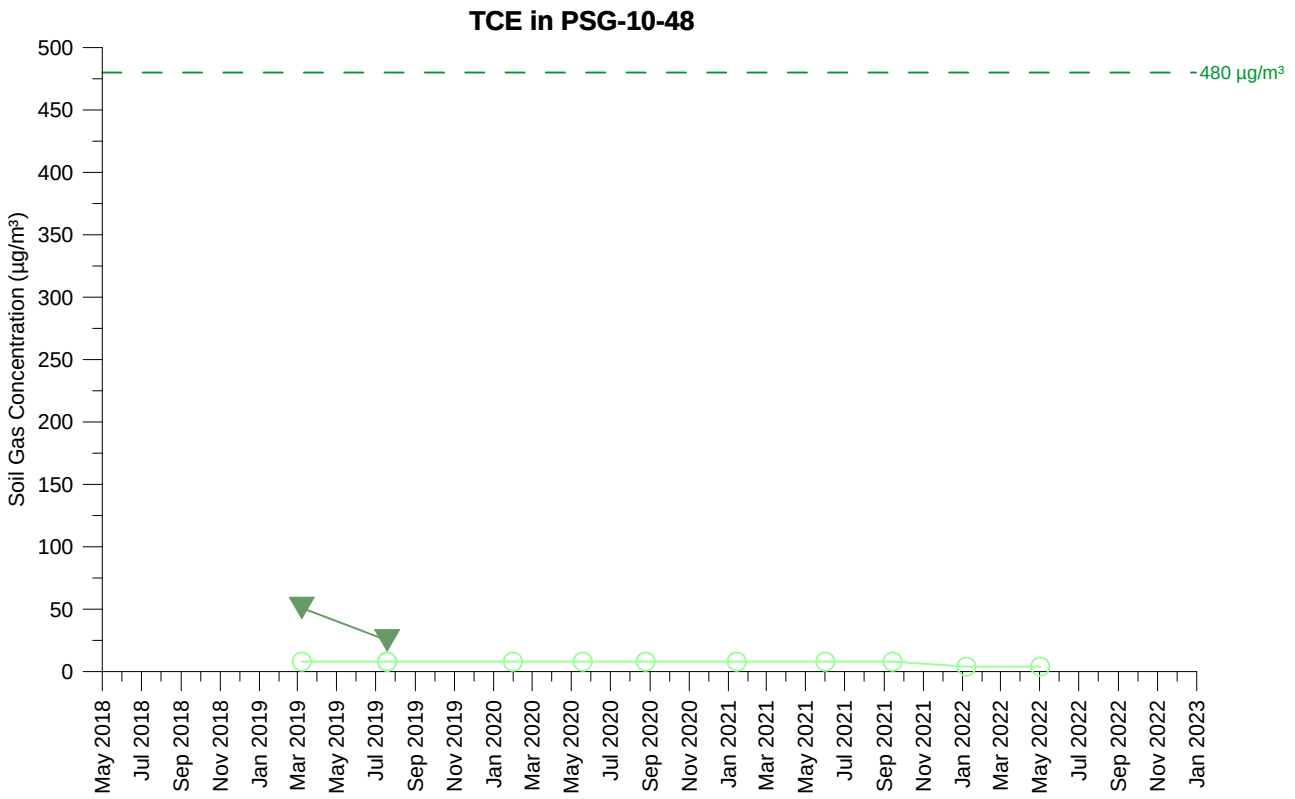

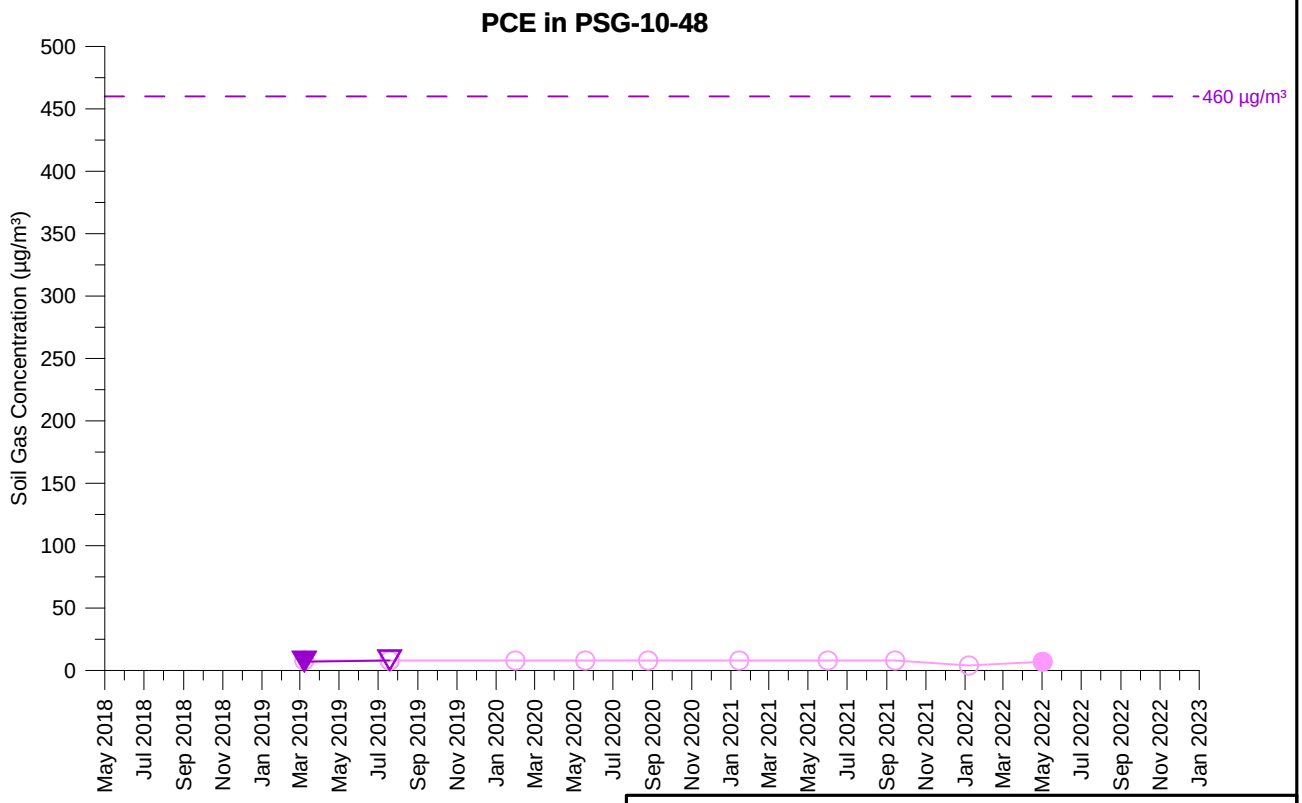

TCE Concentration (5 feet)
TCE Concentration (15 feet)
PCE Concentration (5 feet)
PCE Concentration (15 feet)

Open symbol denotes non-detect value

PSG-10-48
TCE AND PCE SOIL GAS CONCENTRATIONS OVER TIME
PARCEL 10
Former Ford Aeronutronic Property
Newport Beach, California

wsp	By: DMO	Proj. No. 8620397107.1.1G
	Date: 2/2/2023	Figure **H-1-284**

C:\Users\dave.oshea\Wood PLC\Bay Area Graphics - Documents\FordNB\fnb\1.1H\22_1117_gr\app_H1\psg_H-1-284_PSG-10-48.grf

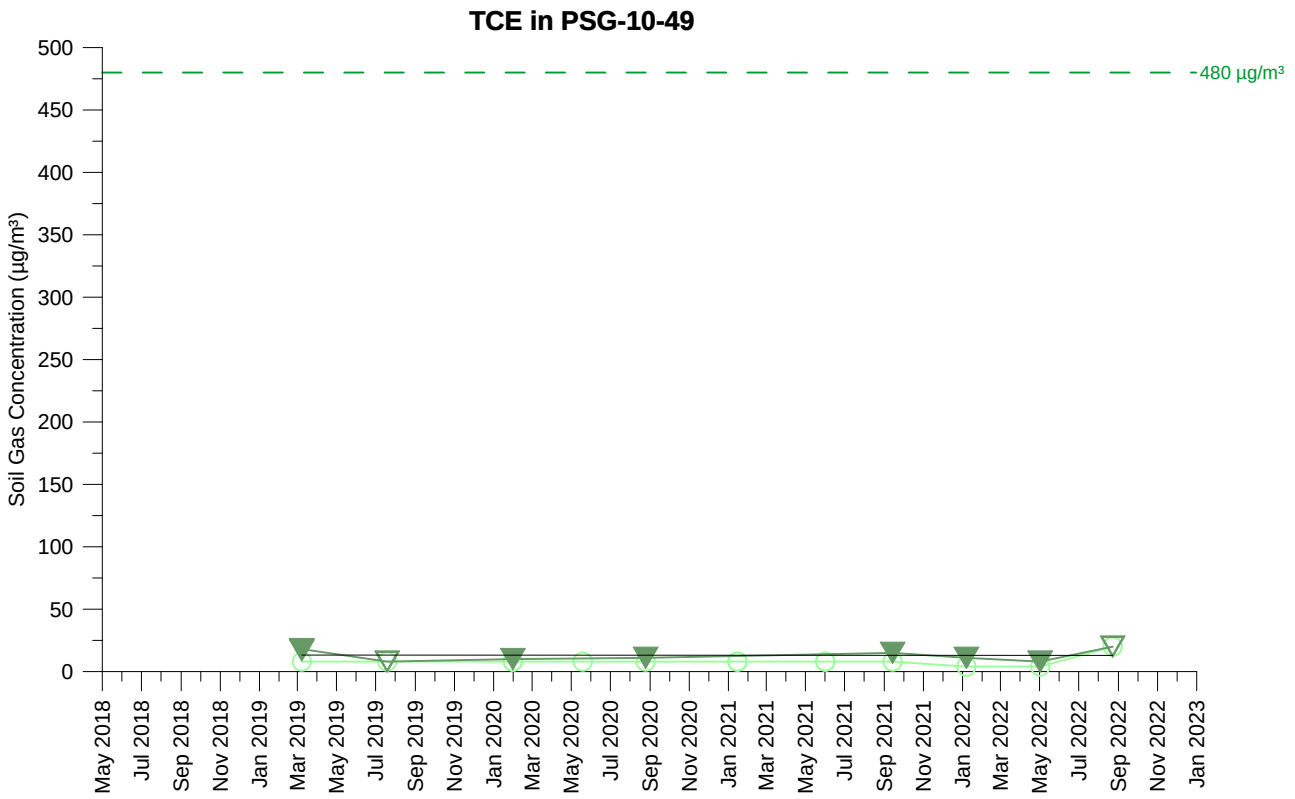

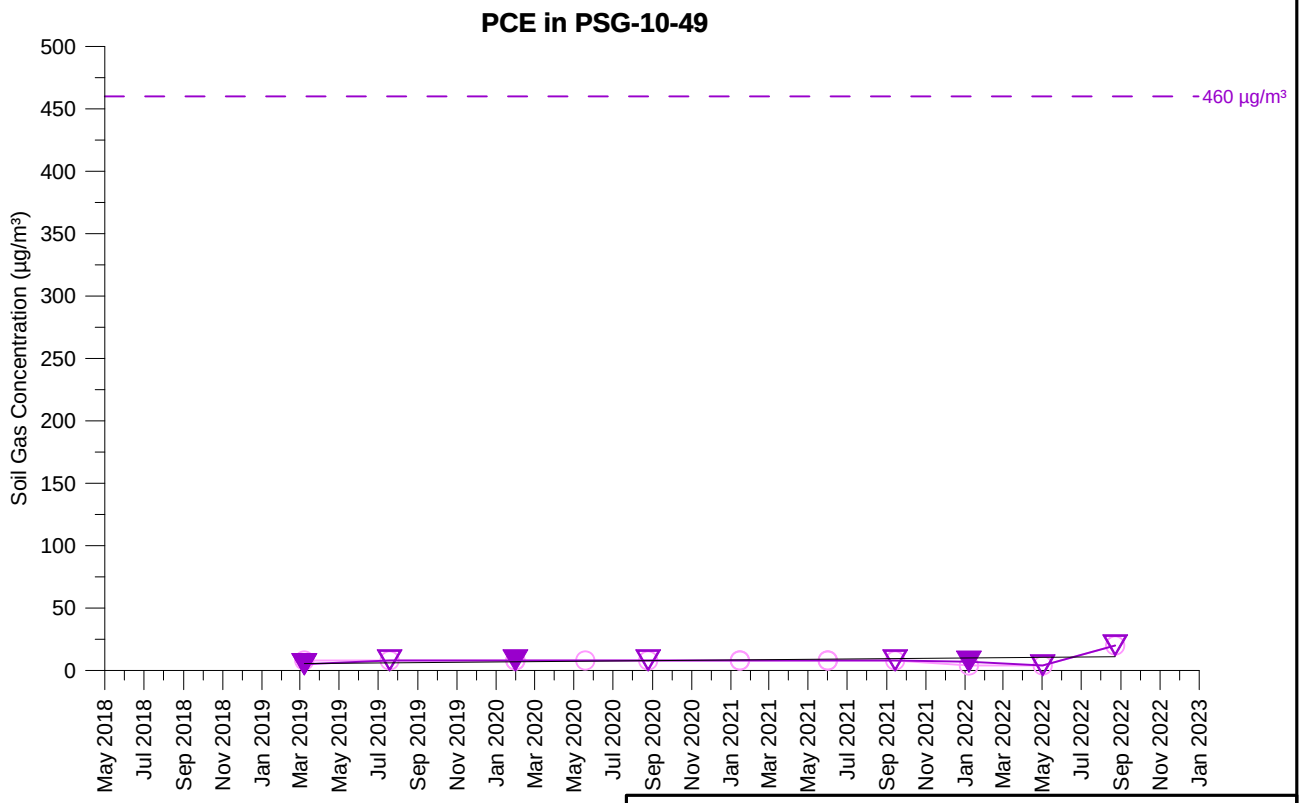

TCE Concentration (5 feet)
TCE Concentration (15 feet)
PCE Concentration (5 feet)
PCE Concentration (15 feet)

Open symbol denotes non-detect value

PSG-10-49
TCE AND PCE SOIL GAS CONCENTRATIONS OVER TIME
PARCEL 10
Former Ford Aeronutronic Property
Newport Beach, California

wsp	By: DMO	Proj. No. 8620397107.1.1G
	Date: 2/2/2023	Figure **H-1-285**

C:\Users\dave.oshea\Wood PLC\Bay Area Graphics - Documents\FordNB\fnb\1.1H\22_1117_gr\app_H1\psg_H-1-285_PSG-10-49.grf

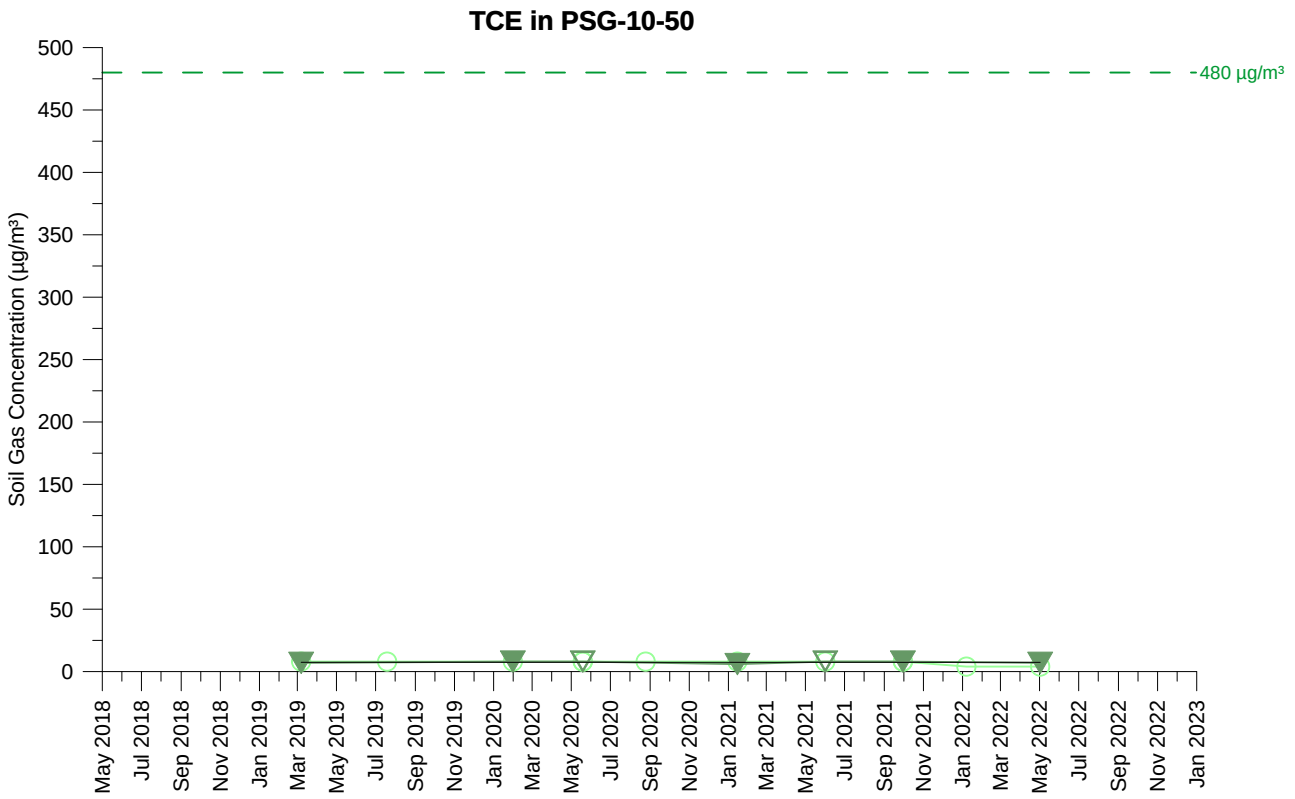

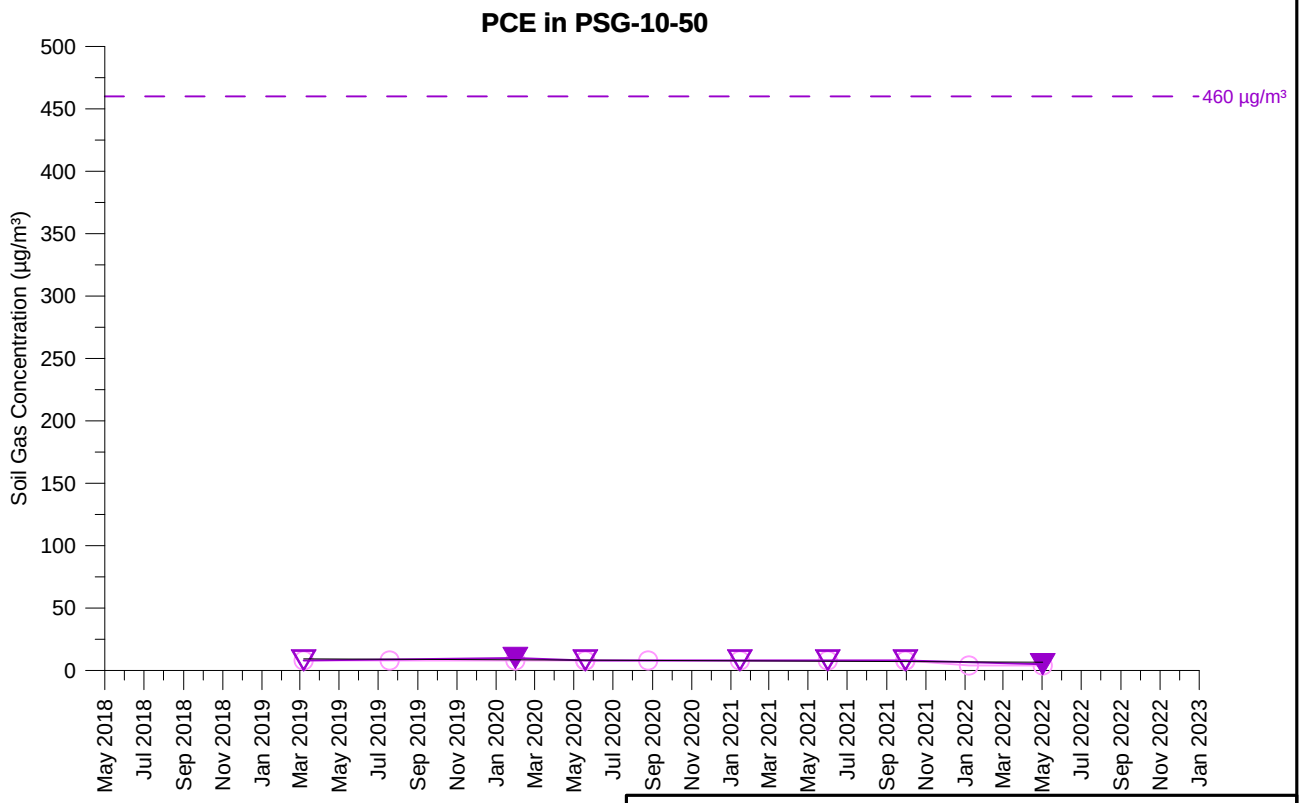

TCE Concentration (5 feet)
TCE Concentration (15 feet)
PCE Concentration (5 feet)
PCE Concentration (15 feet)

Open symbol denotes non-detect value

PSG-10-50
TCE AND PCE SOIL GAS CONCENTRATIONS OVER TIME
PARCEL 10
Former Ford Aeronutronic Property
Newport Beach, California

wsp	By: DMO	Proj. No. 8620397107.1.1G
	Date: 2/2/2023	Figure **H-1-286**

C:\Users\dave.oshea\Wood PLC\Bay Area Graphics - Documents\FordNB\fnb\1.1H\22_1117_gr\app_H1\psg_H-1-286_PSG-10-50.grf

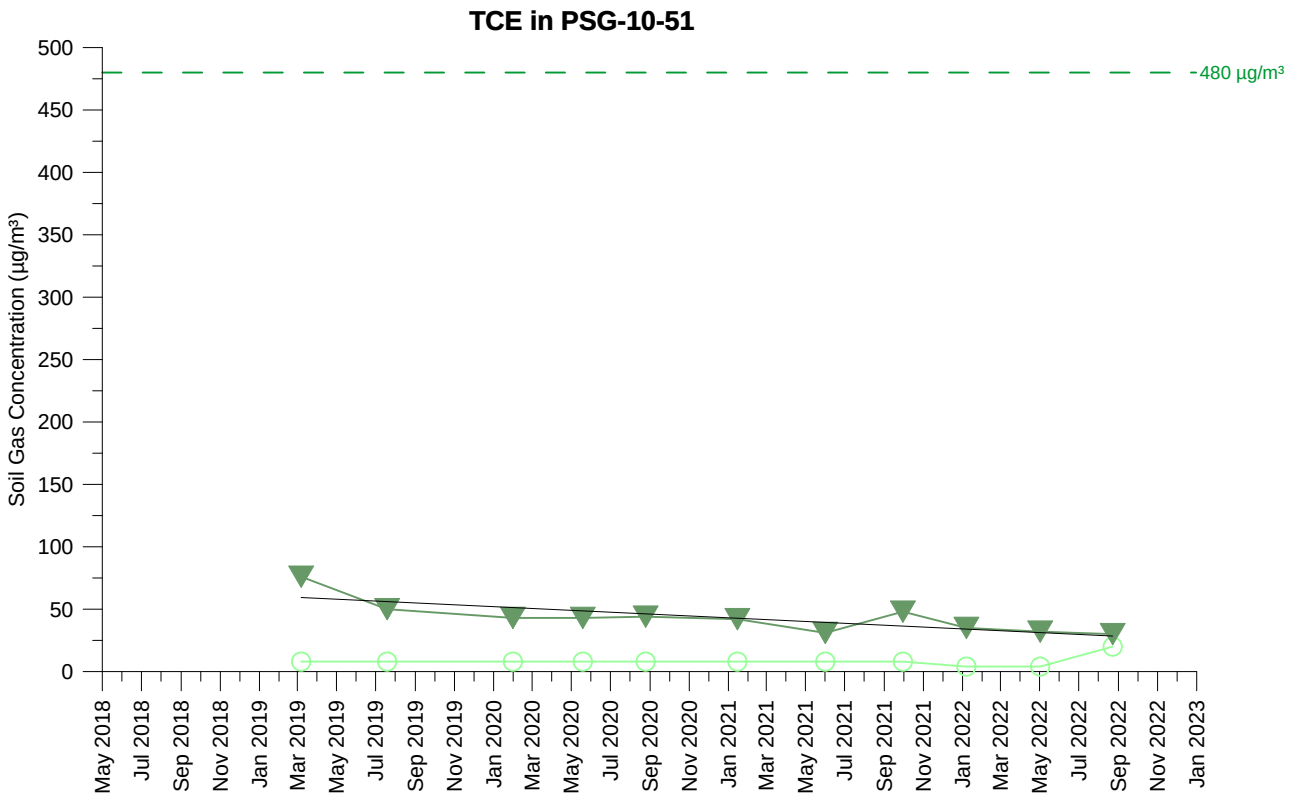

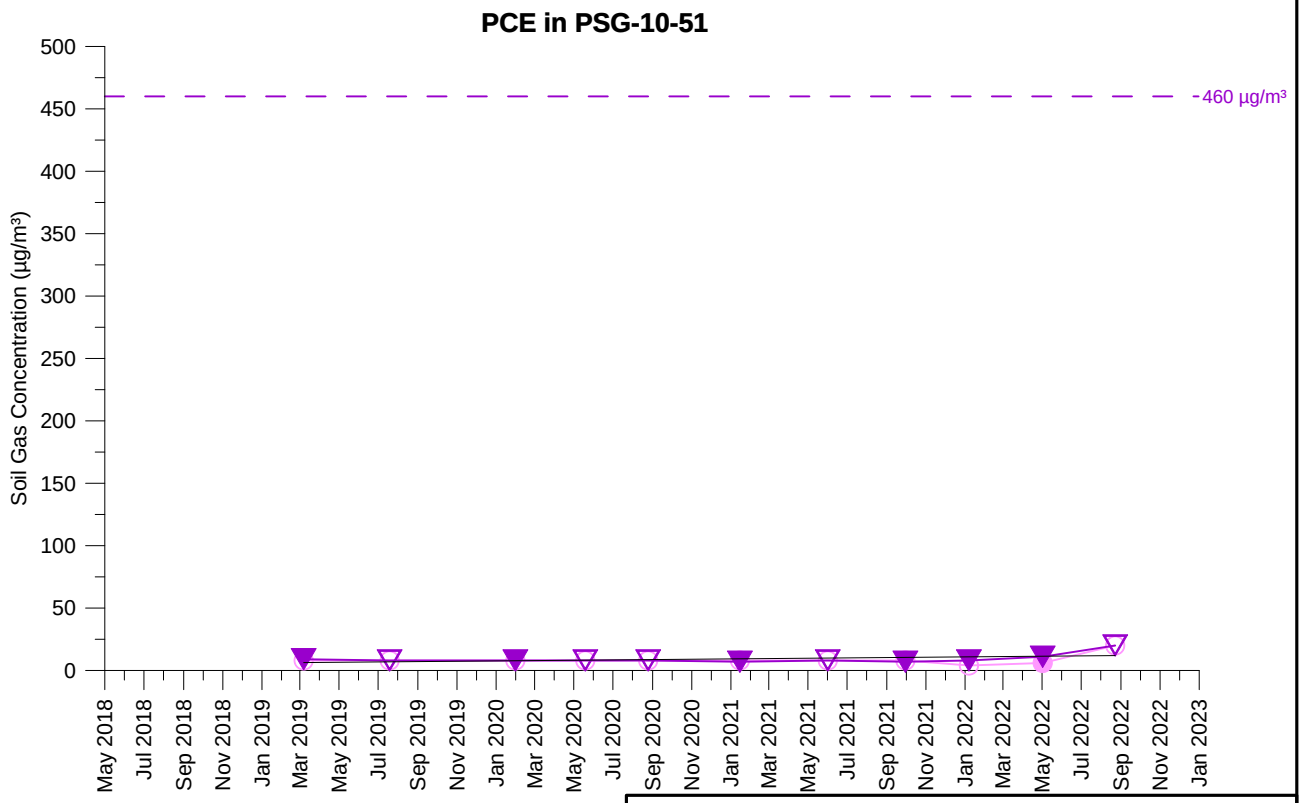

TCE Concentration (5 feet)
TCE Concentration (15 feet)
PCE Concentration (5 feet)
PCE Concentration (15 feet)

Open symbol denotes non-detect value

PSG-10-51
TCE AND PCE SOIL GAS CONCENTRATIONS OVER TIME
PARCEL 10
Former Ford Aeronutronic Property
Newport Beach, California

wsp	By: DMO	Proj. No. 8620397107.1.1G
	Date: 2/2/2023	Figure **H-1-287**

C:\Users\dave.oshea\Wood PLC\Bay Area Graphics - Documents\FordNB\fnb\1.1H\22_1117_gr\app_H1\psg_H-1-287_PSG-10-51.grf

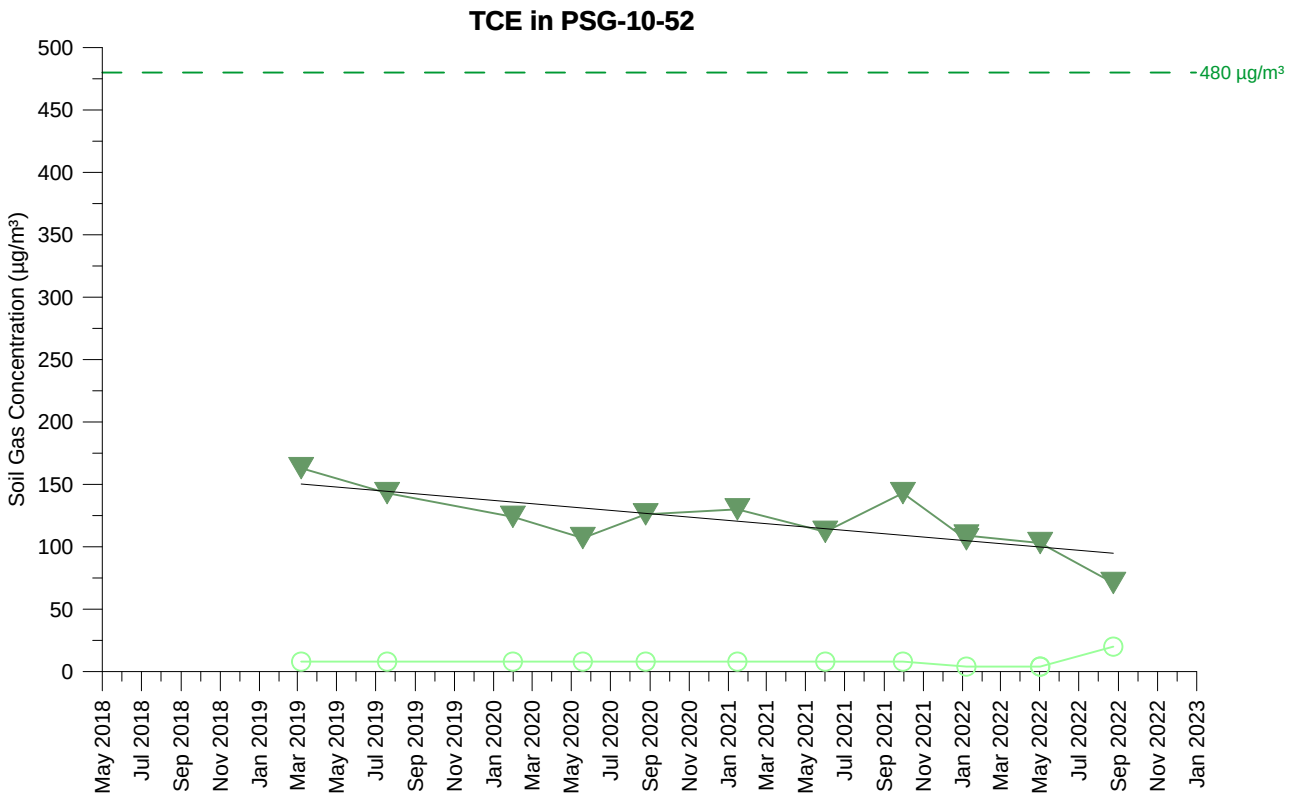

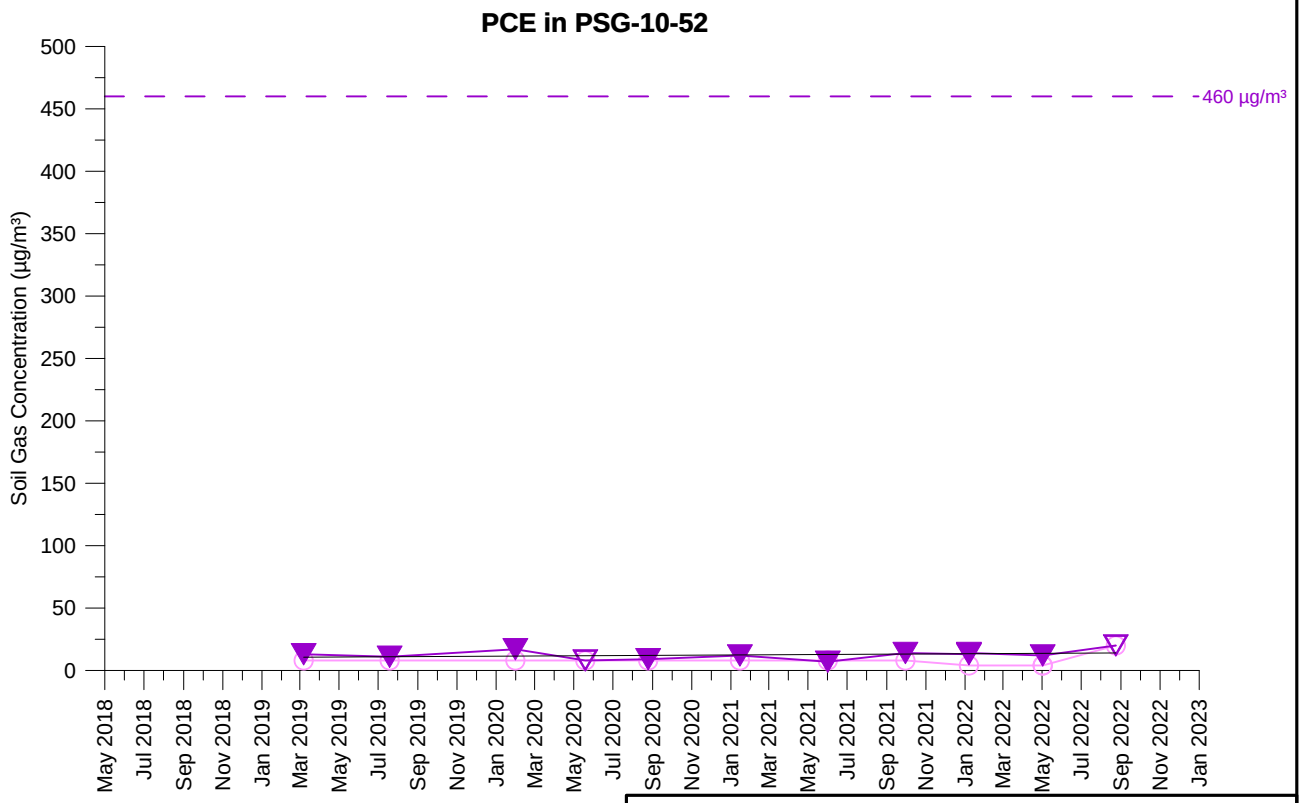

TCE Concentration (5 feet)
TCE Concentration (15 feet)
PCE Concentration (5 feet)
PCE Concentration (15 feet)

Open symbol denotes non-detect value

PSG-10-52
TCE AND PCE SOIL GAS CONCENTRATIONS OVER TIME
PARCEL 10
Former Ford Aeronutronic Property
Newport Beach, California

wsp	By: DMO	Proj. No. 8620397107.1.1G
	Date: 2/2/2023	Figure **H-1-288**

C:\Users\dave.oshea\Wood PLC\Bay Area Graphics - Documents\FordNB\fnb\1.1H\22_1117_gr\app_H1\psg_H-1-288_PSG-10-52.grf

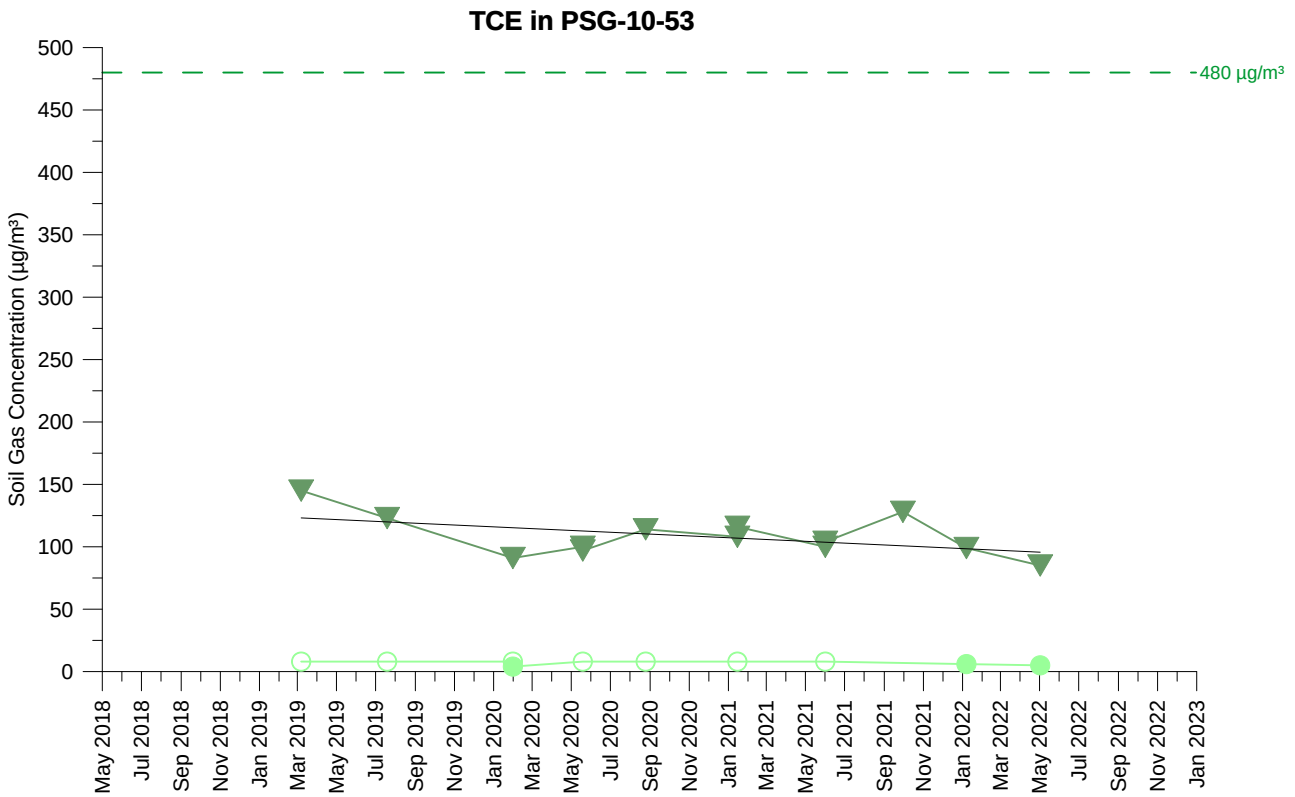

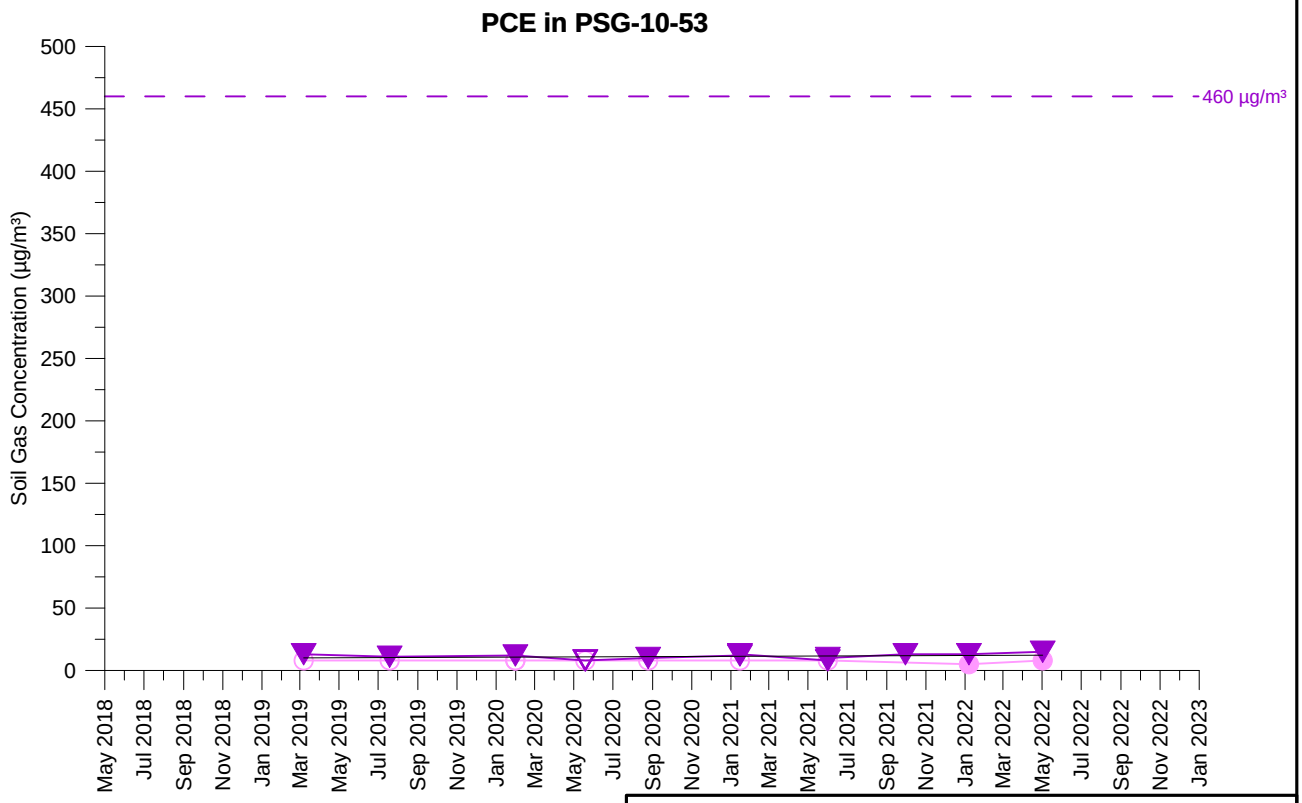

TCE Concentration (5 feet)
TCE Concentration (15 feet)
PCE Concentration (5 feet)
PCE Concentration (15 feet)

Open symbol denotes non-detect value

PSG-10-53
TCE AND PCE SOIL GAS CONCENTRATIONS OVER TIME
PARCEL 10
Former Ford Aeronutronic Property
Newport Beach, California

wsp	By: DMO	Proj. No. 8620397107.1.1G
	Date: 2/2/2023	Figure **H-1-289**

C:\Users\dave.oshea\Wood PLC\Bay Area Graphics - Documents\FordNB\fnb\1.1H\22_1117_gr\app_H1\psg_H-1-289_PSG-10-53.grf

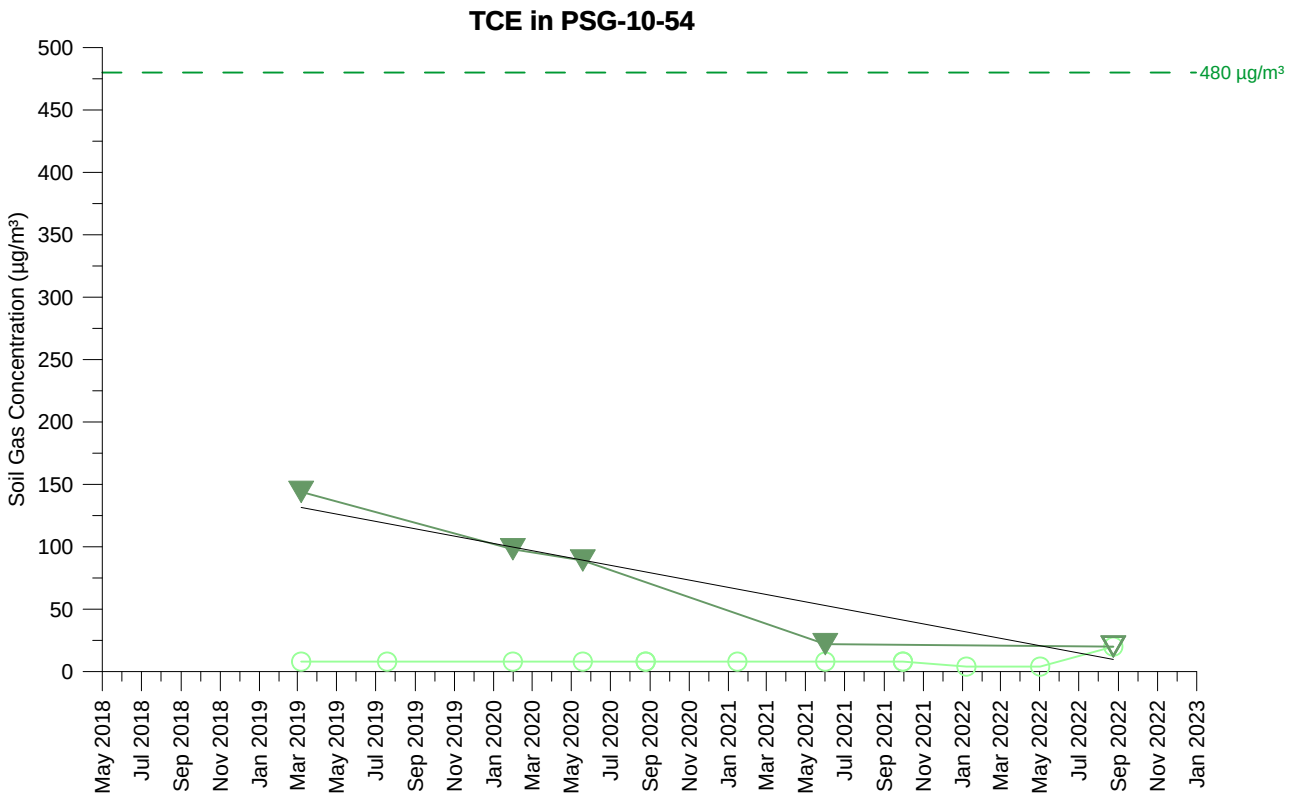

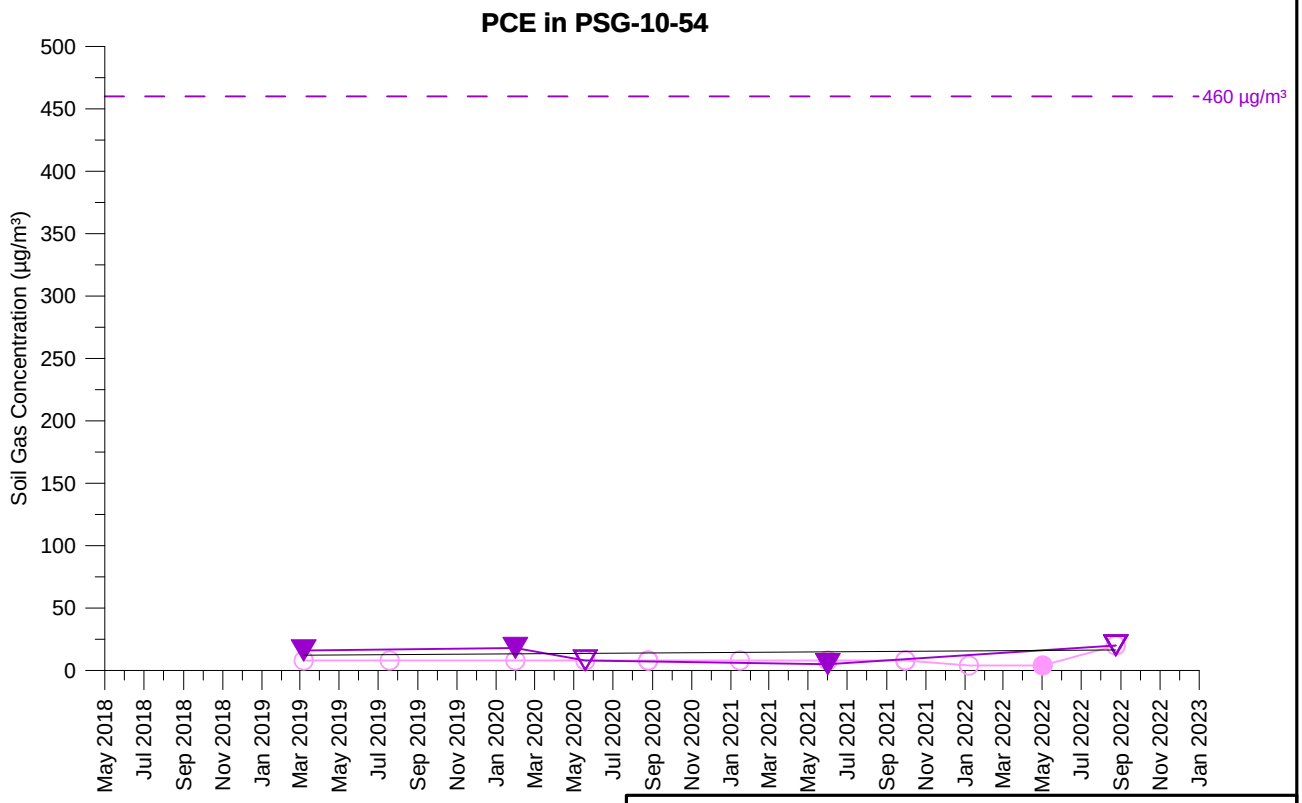

TCE Concentration (5 feet)
TCE Concentration (15 feet)
PCE Concentration (5 feet)
PCE Concentration (15 feet)

Open symbol denotes non-detect value

PSG-10-54
TCE AND PCE SOIL GAS CONCENTRATIONS OVER TIME
PARCEL 10
Former Ford Aeronutronic Property
Newport Beach, California

wsp	By: DMO	Proj. No. 8620397107.1.1G
	Date: 2/2/2023	Figure **H-1-290**

C:\Users\dave.oshea\Wood PLC\Bay Area Graphics - Documents\FordNB\fnb\1.1H\22_1117_gr\app_H1\psg_H-1-290_PSG-10-54.grf

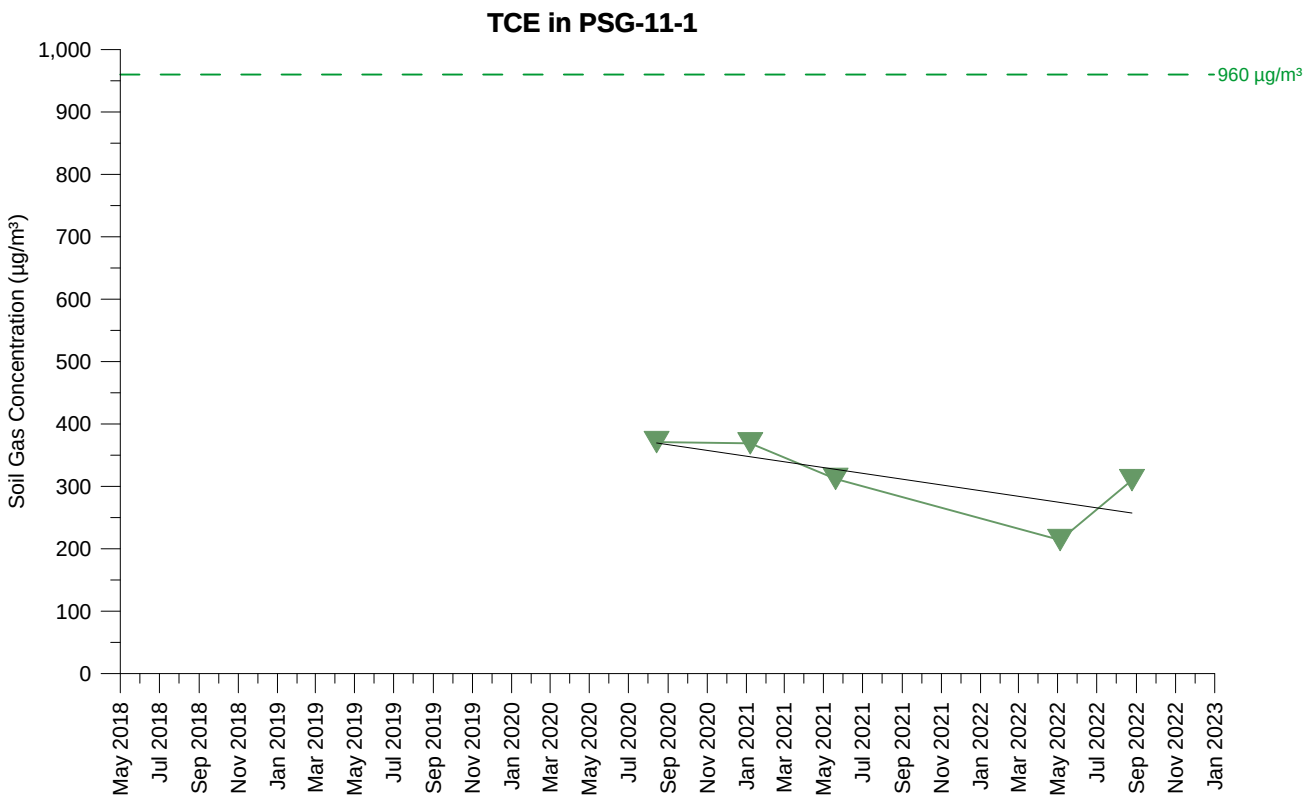

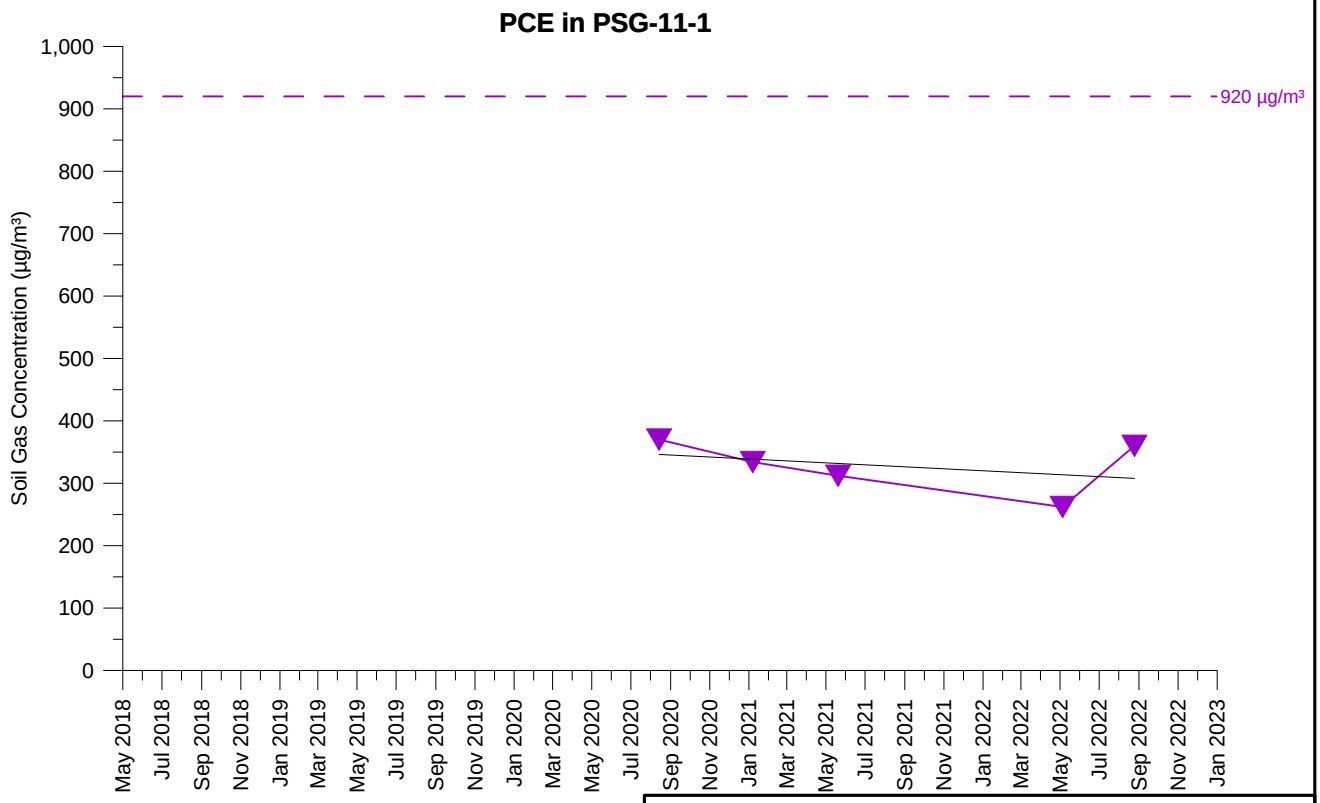

TCE Concentration (14.5 feet)

PCE Concentration (14.5 feet)

Open symbol denotes non-detect value

PSG-11-1
TCE AND PCE SOIL GAS CONCENTRATIONS OVER TIME
PARCEL 11
Former Ford Aeronutronic Property
Newport Beach, California

wsp	By: DMO	Proj. No. 8620397107.1.1G
	Date: 2/2/2023	Figure **H-1-291**

C:\Users\dave.oshea\Wood PLC\Bay Area Graphics - Documents\FordNB\fnb\1.1H\22_1117_gr\app_H1\psg_H-1-291_PSG-11-1.grf

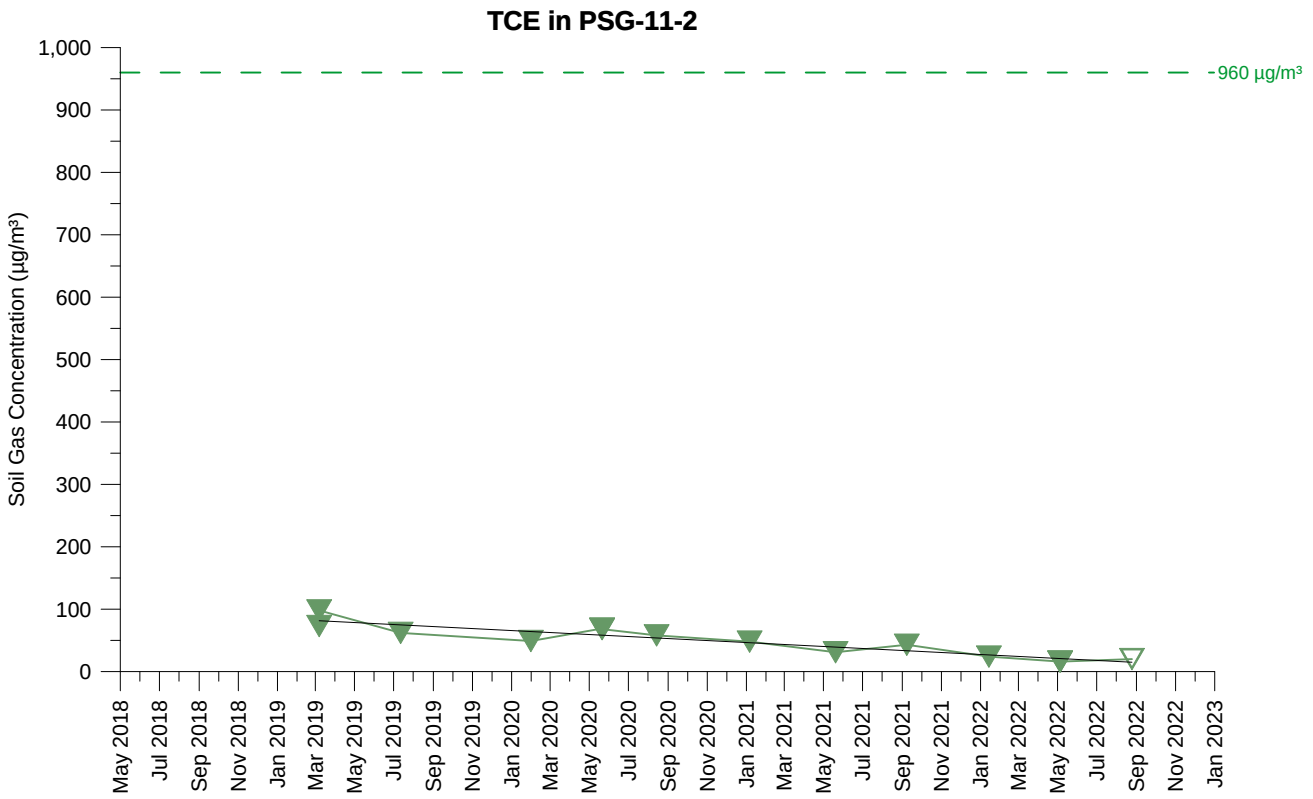

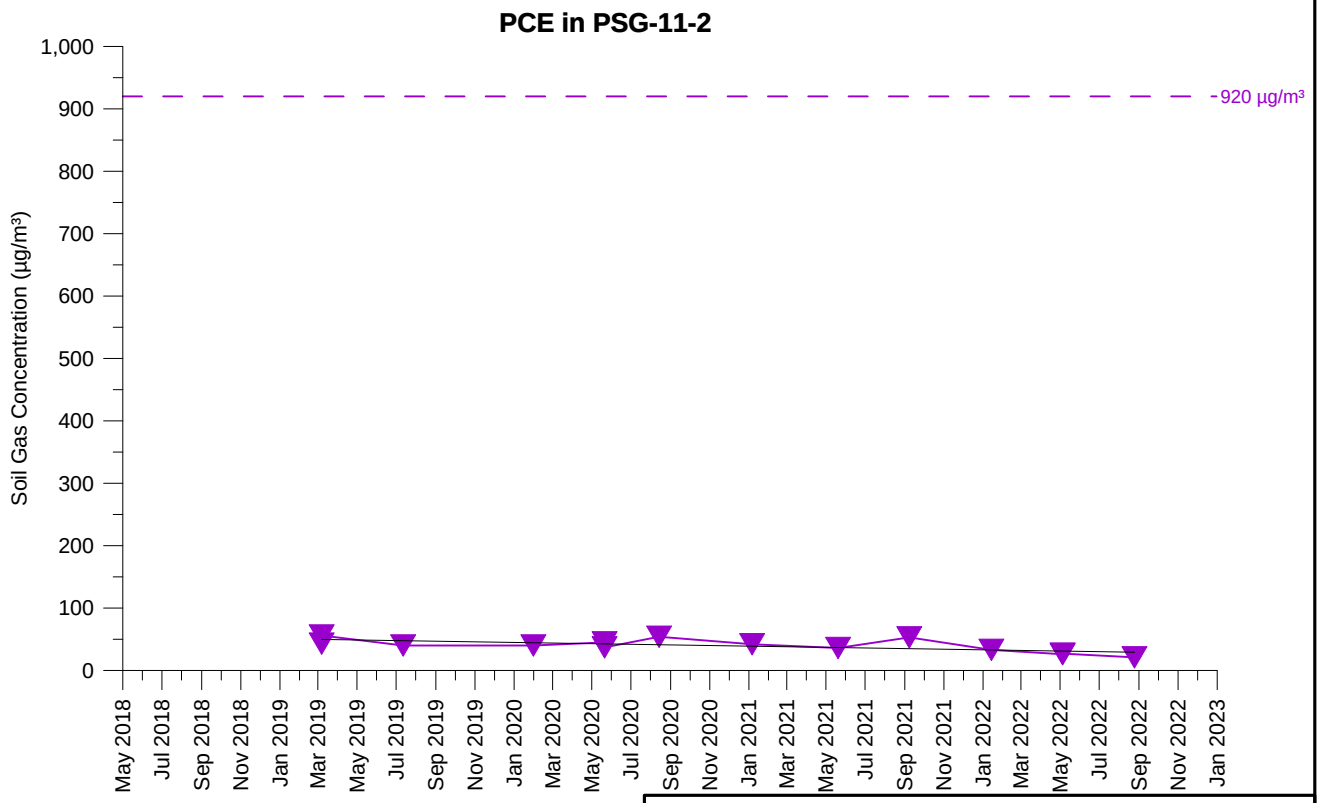

TCE Concentration (15 feet)

PCE Concentration (15 feet)

Open symbol denotes non-detect value

PSG-11-2
TCE AND PCE SOIL GAS CONCENTRATIONS OVER TIME
PARCEL 11
Former Ford Aeronutronic Property
Newport Beach, California

wsp	By: DMO	Proj. No. 8620397107.1.1G
	Date: 2/2/2023	Figure **H-1-292**

C:\Users\dave.oshea\Wood PLC\Bay Area Graphics - Documents\FordNB\fnb\1.1H\22_1117_gr\app_H1\psg_H-1-292_PSG-11-2.grf

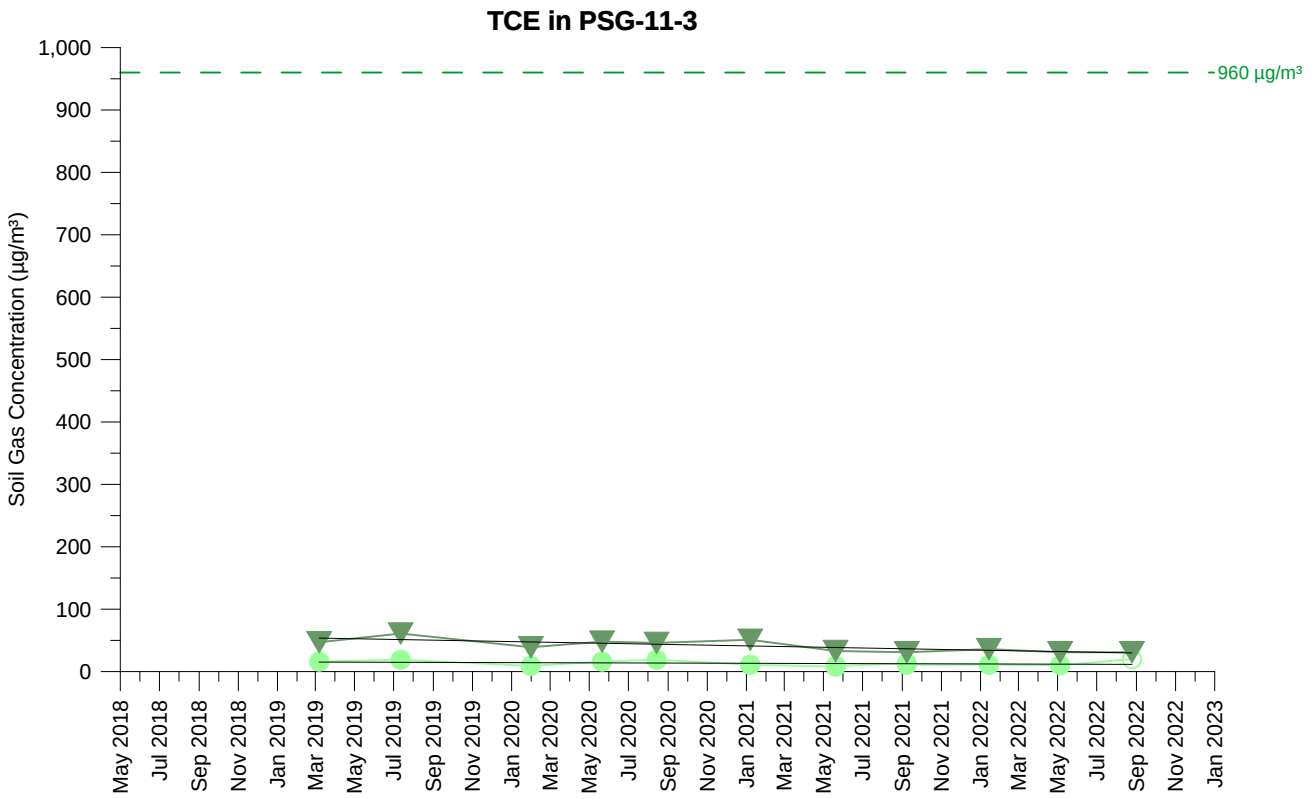

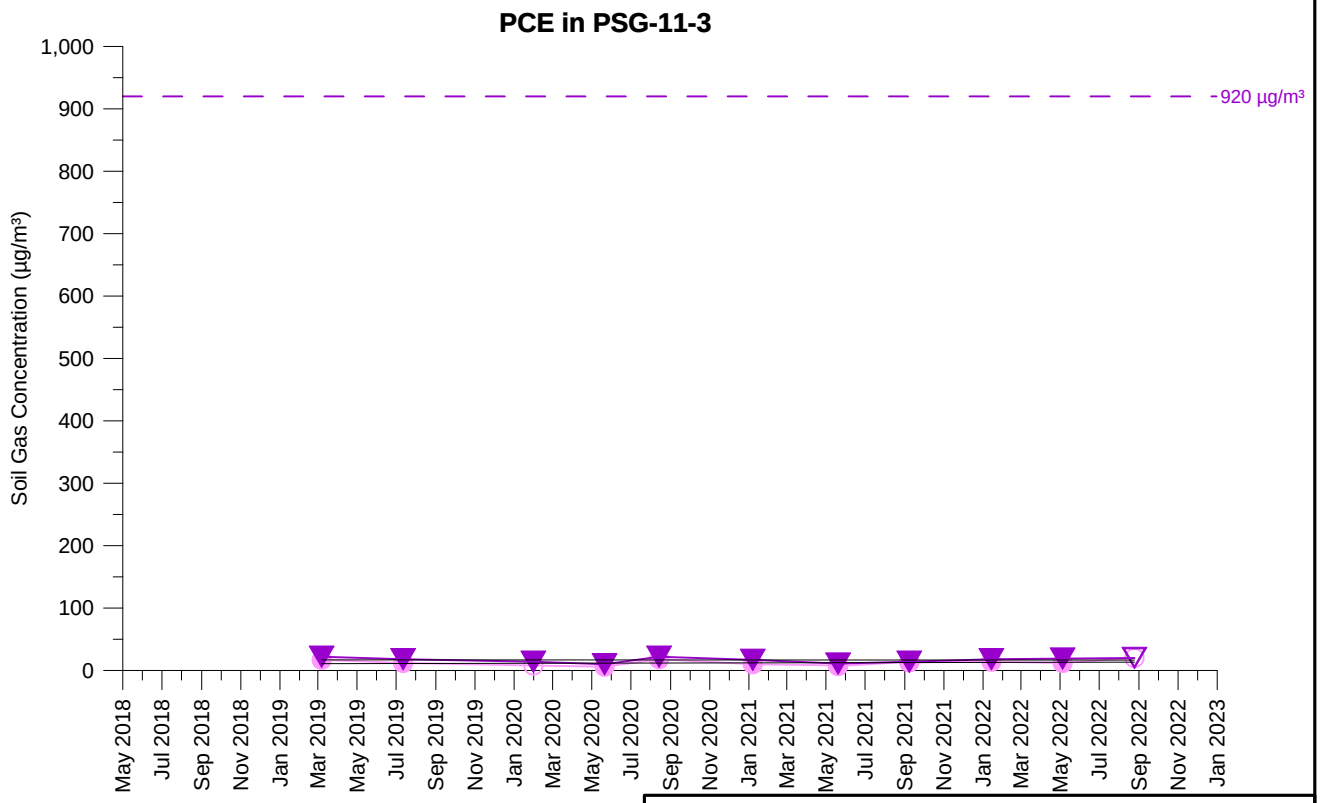

TCE Concentration (5 feet)
TCE Concentration (15 feet)
PCE Concentration (5 feet)
PCE Concentration (15 feet)

Open symbol denotes non-detect value

PSG-11-3
TCE AND PCE SOIL GAS CONCENTRATIONS OVER TIME
PARCEL 11
Former Ford Aeronutronic Property
Newport Beach, California

wsp	By: DMO	Proj. No. 8620397107.1.1G
	Date: 2/2/2023	Figure **H-1-293**

C:\Users\dave.oshea\Wood PLC\Bay Area Graphics - Documents\FordNB\fnb\1.1H\22_1117_gr\app_H1\psg_H-1-293_PSG-11-3.grf

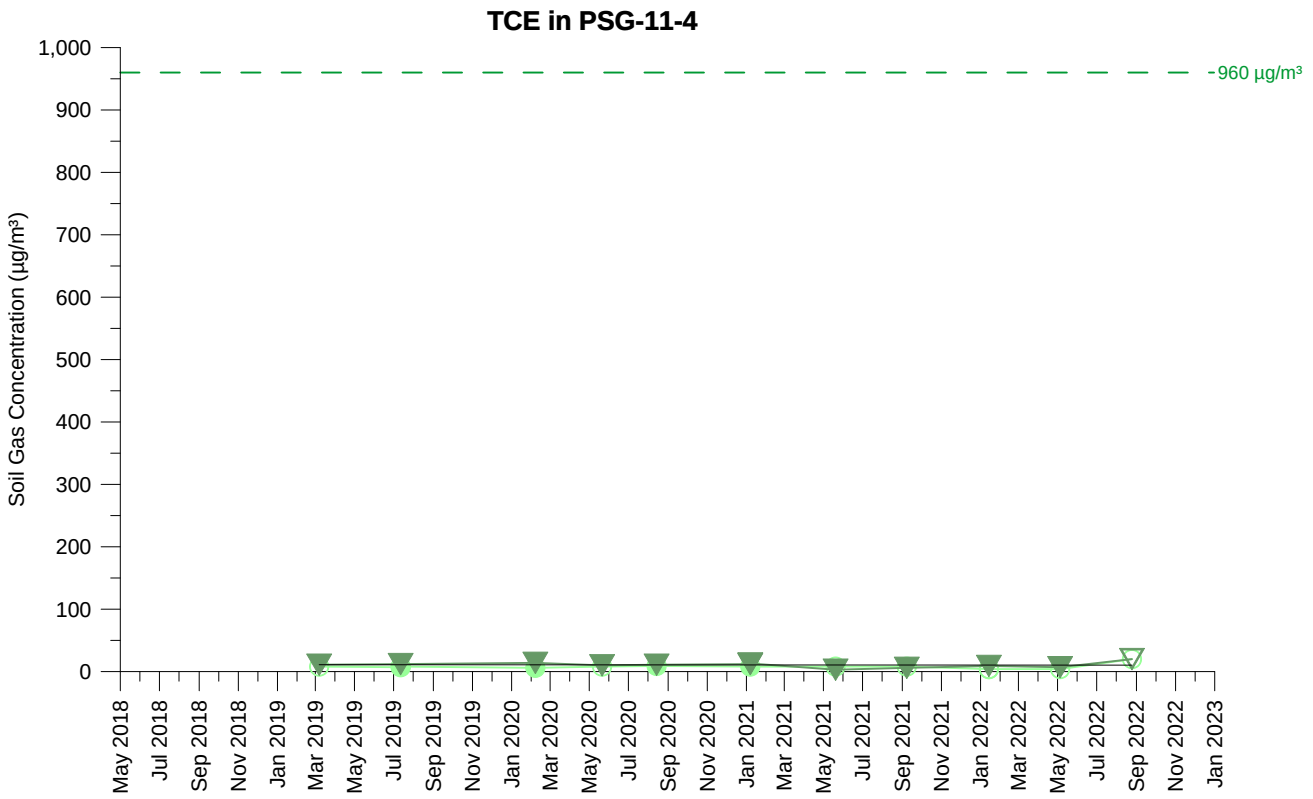

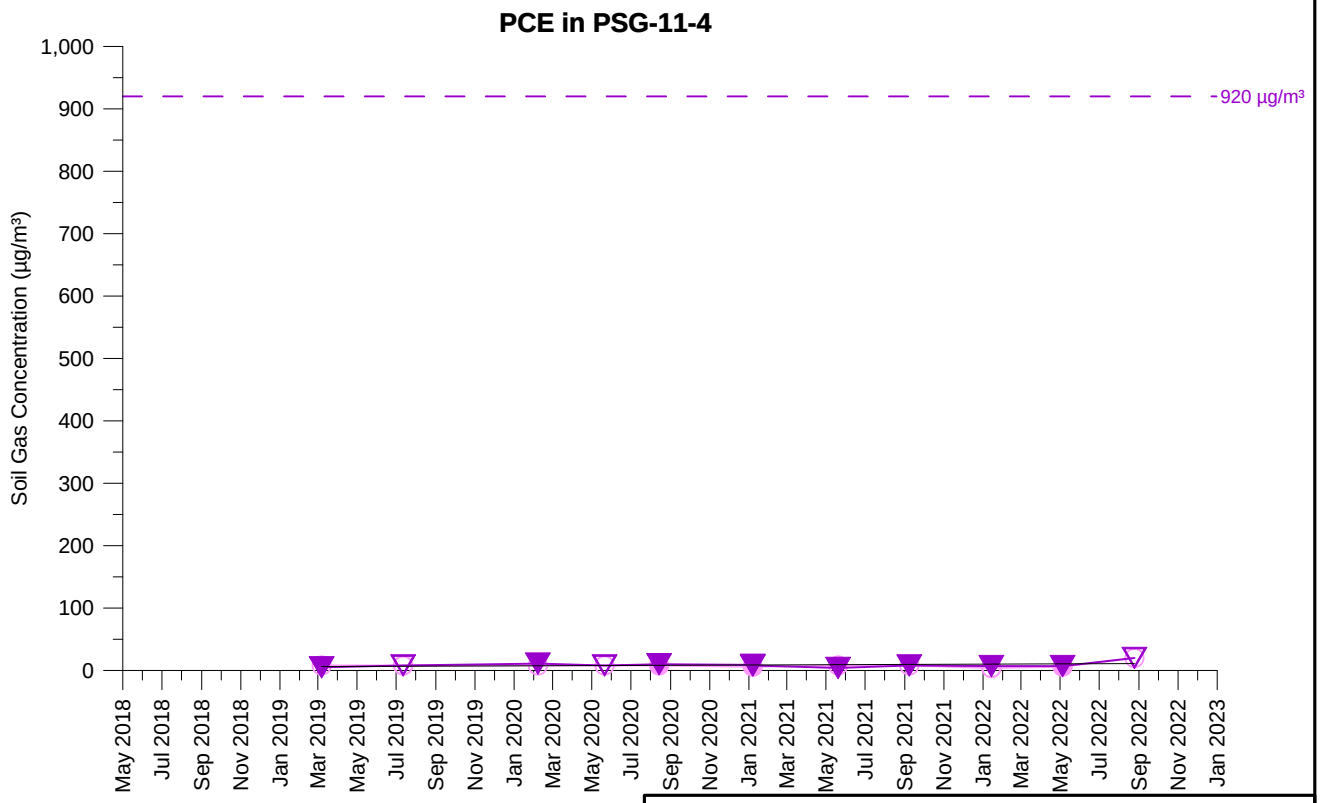

TCE Concentration (5 feet)
TCE Concentration (15 feet)
PCE Concentration (5 feet)
PCE Concentration (15 feet)

Open symbol denotes non-detect value

PSG-11-4
TCE AND PCE SOIL GAS CONCENTRATIONS OVER TIME
PARCEL 11
Former Ford Aeronutronic Property
Newport Beach, California

wsp	By: DMO	Proj. No. 8620397107.1.1G
	Date: 2/2/2023	Figure **H-1-294**

C:\Users\dave.oshea\Wood PLC\Bay Area Graphics - Documents\FordNB\fnb\1.1H\22_1117_gr\app_H1\psg_H-1-294_PSG-11-4.grf

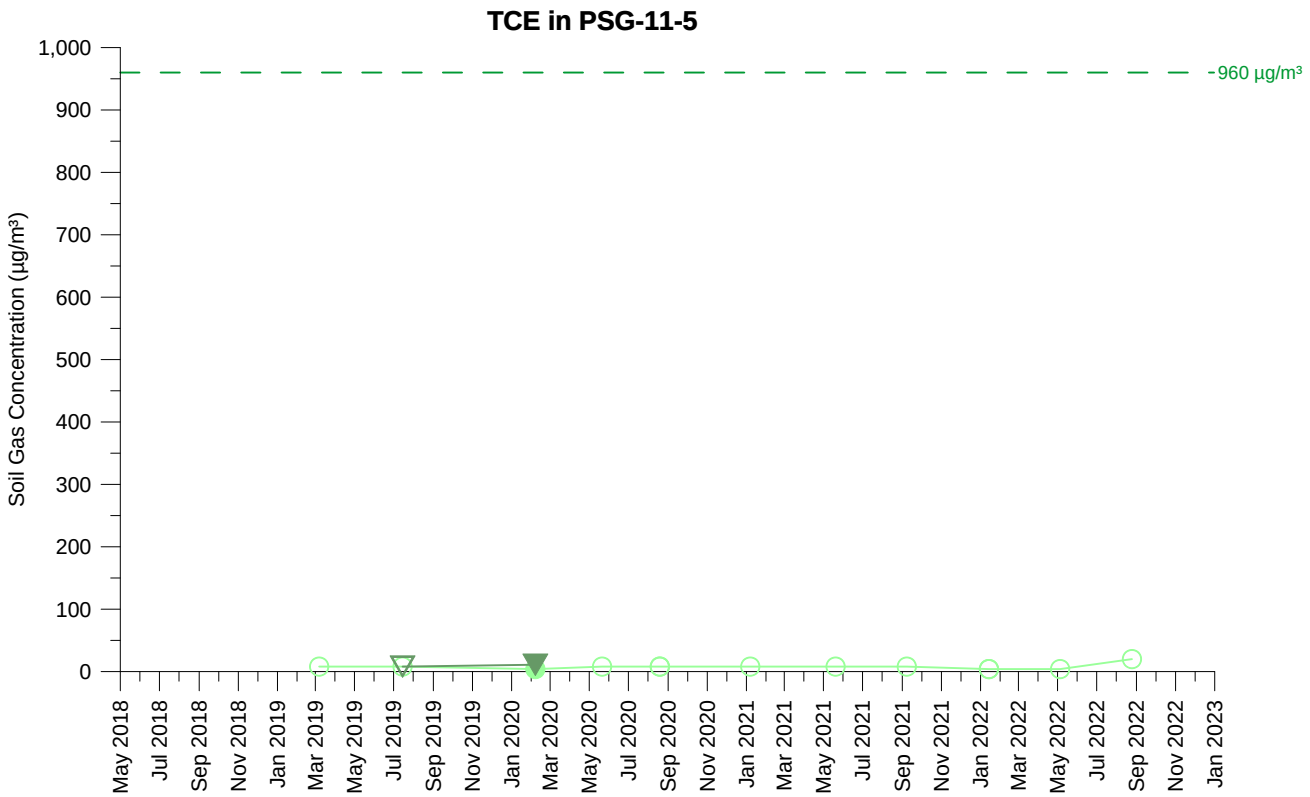

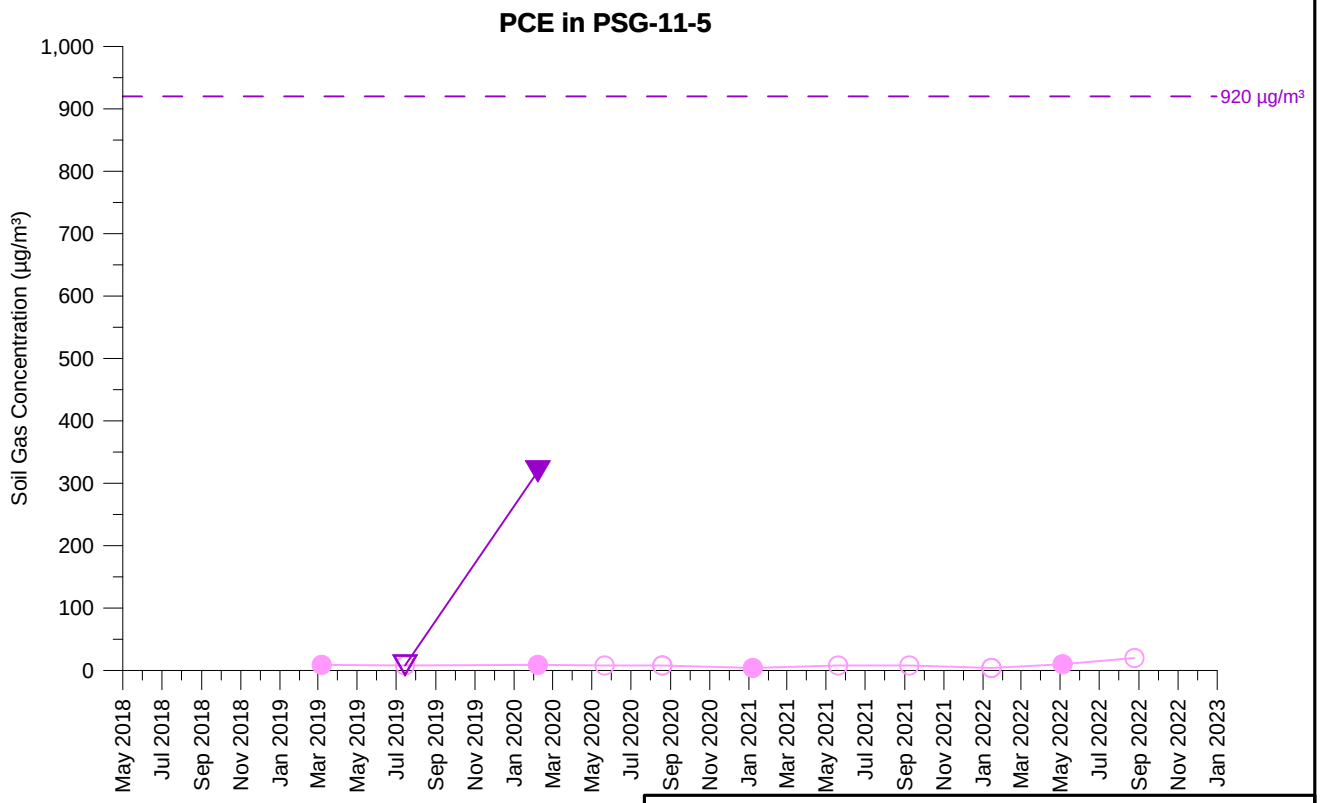

TCE Concentration (5 feet)
TCE Concentration (15 feet)
PCE Concentration (5 feet)
PCE Concentration (15 feet)

Open symbol denotes non-detect value

PSG-11-5
TCE AND PCE SOIL GAS CONCENTRATIONS OVER TIME
PARCEL 11
Former Ford Aeronutronic Property
Newport Beach, California

wsp	By: DMO	Proj. No. 8620397107.1.1G
	Date: 2/2/2023	Figure **H-1-295**

C:\Users\dave.oshea\Wood PLC\Bay Area Graphics - Documents\FordNB\fnb\1.1H\22_1117_gr\app_H1\psg_H-1-295_PSG-11-5.grf

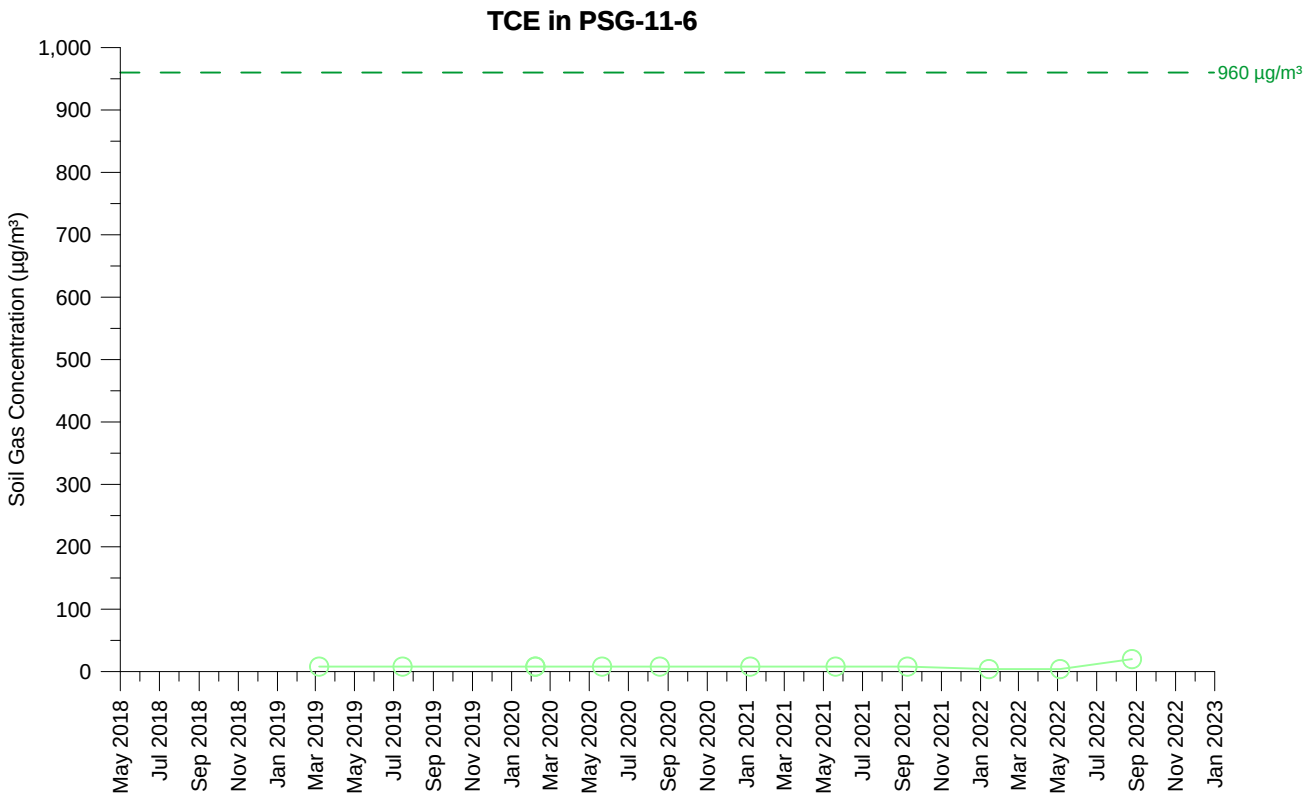

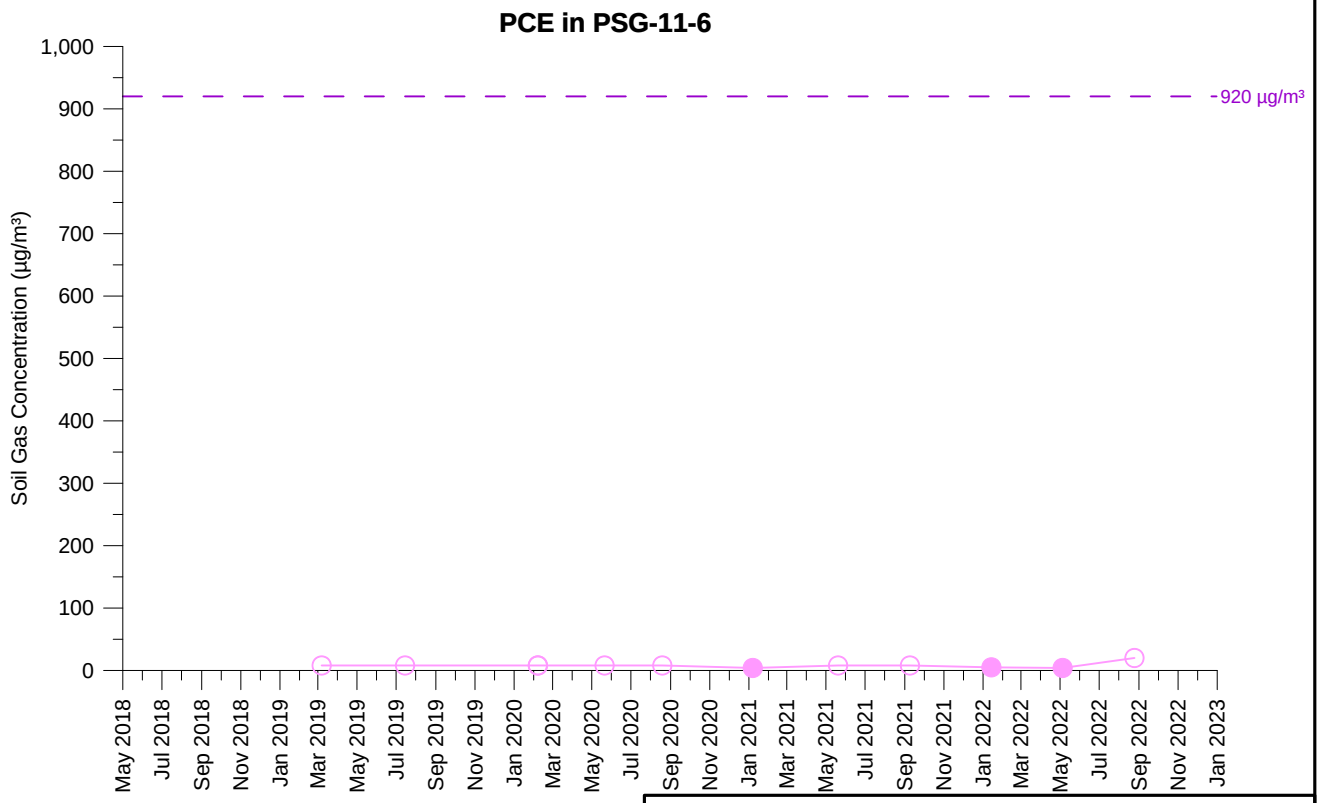

TCE Concentration (5 feet)

PCE Concentration (5 feet)

Open symbol denotes non-detect value

PSG-11-6
TCE AND PCE SOIL GAS CONCENTRATIONS OVER TIME
PARCEL 11
Former Ford Aeronutronic Property
Newport Beach, California

wsp	By: DMO	Proj. No. 8620397107.1.1G
	Date: 2/2/2023	Figure **H-1-296**

C:\Users\dave.oshea\Wood PLC\Bay Area Graphics - Documents\FordNB\fnb\1.1H\22_1117_gr\app_H1\psg_H-1-296_PSG-11-6.grf

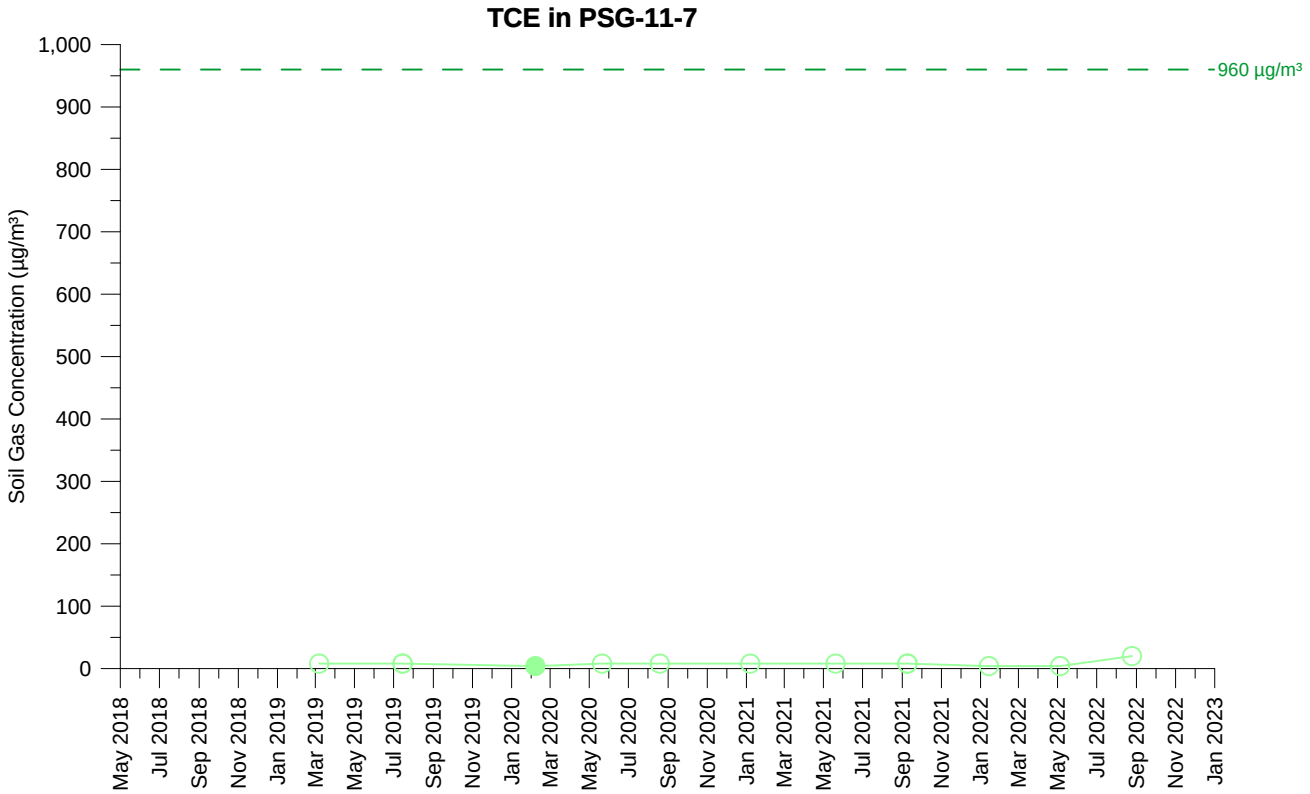

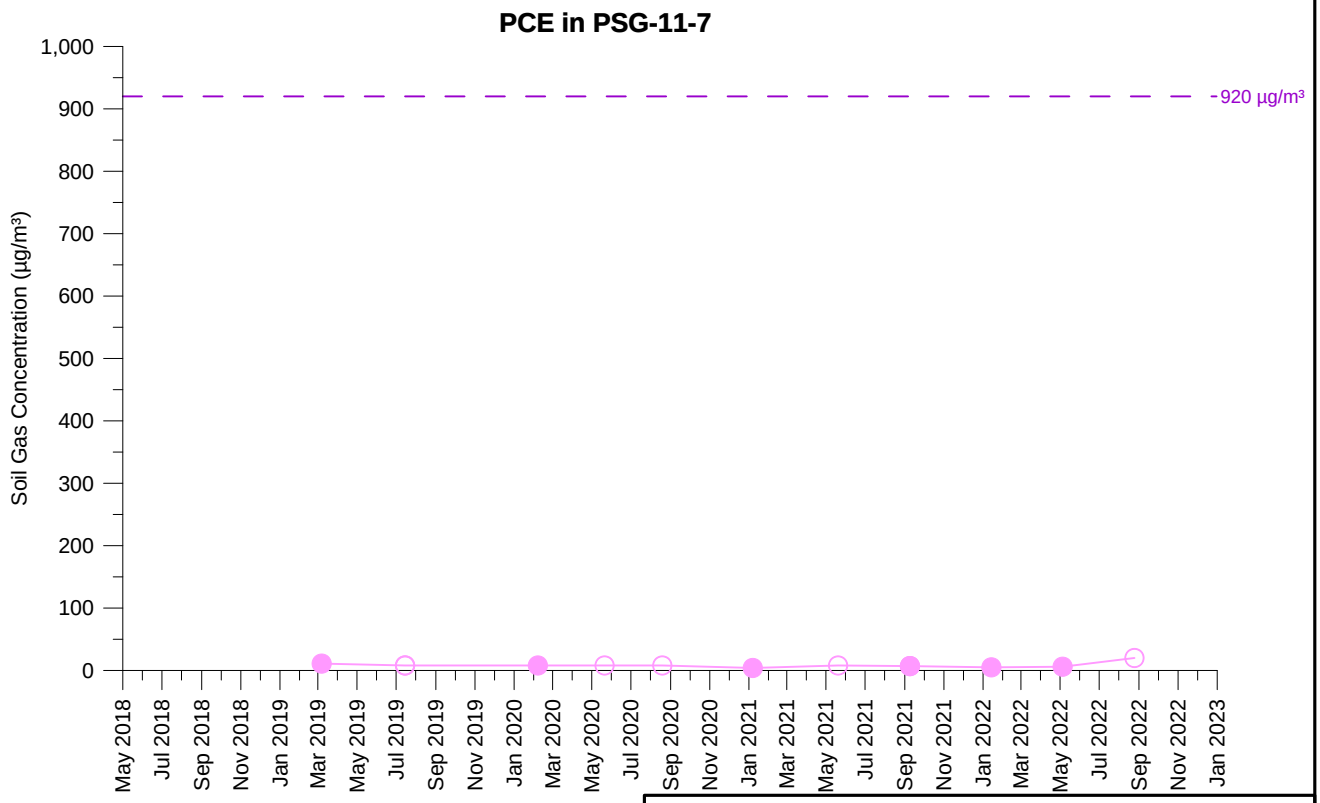

TCE Concentration (5 feet)

PCE Concentration (5 feet)

Open symbol denotes non-detect value

PSG-11-7
TCE AND PCE SOIL GAS CONCENTRATIONS OVER TIME
PARCEL 11
Former Ford Aeronutronic Property
Newport Beach, California

wsp	By: DMO	Proj. No. 8620397107.1.1G
	Date: 2/2/2023	Figure **H-1-297**

C:\Users\dave.oshea\Wood PLC\Bay Area Graphics - Documents\FordNB\fnb\1.1H\22_1117_gr\app_H1\psg_H-1-297_PSG-11-7.grf

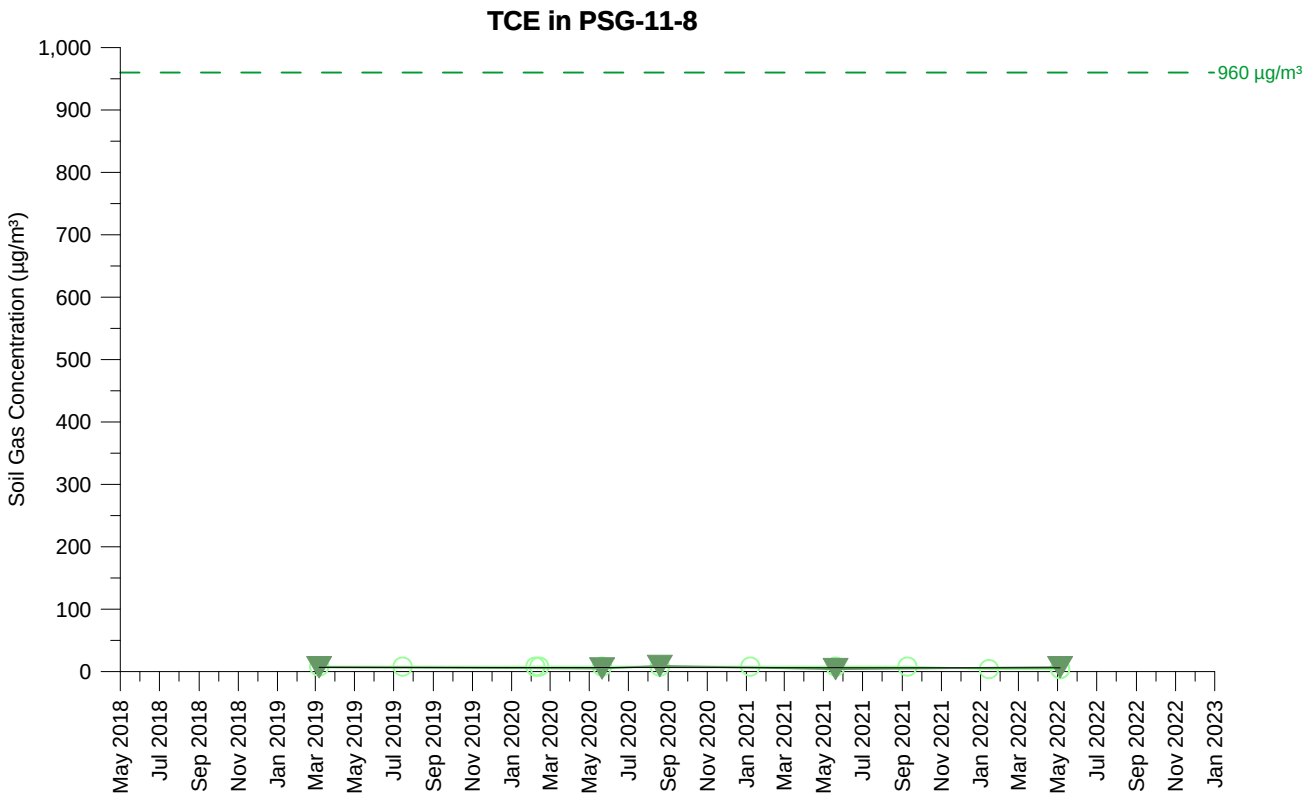

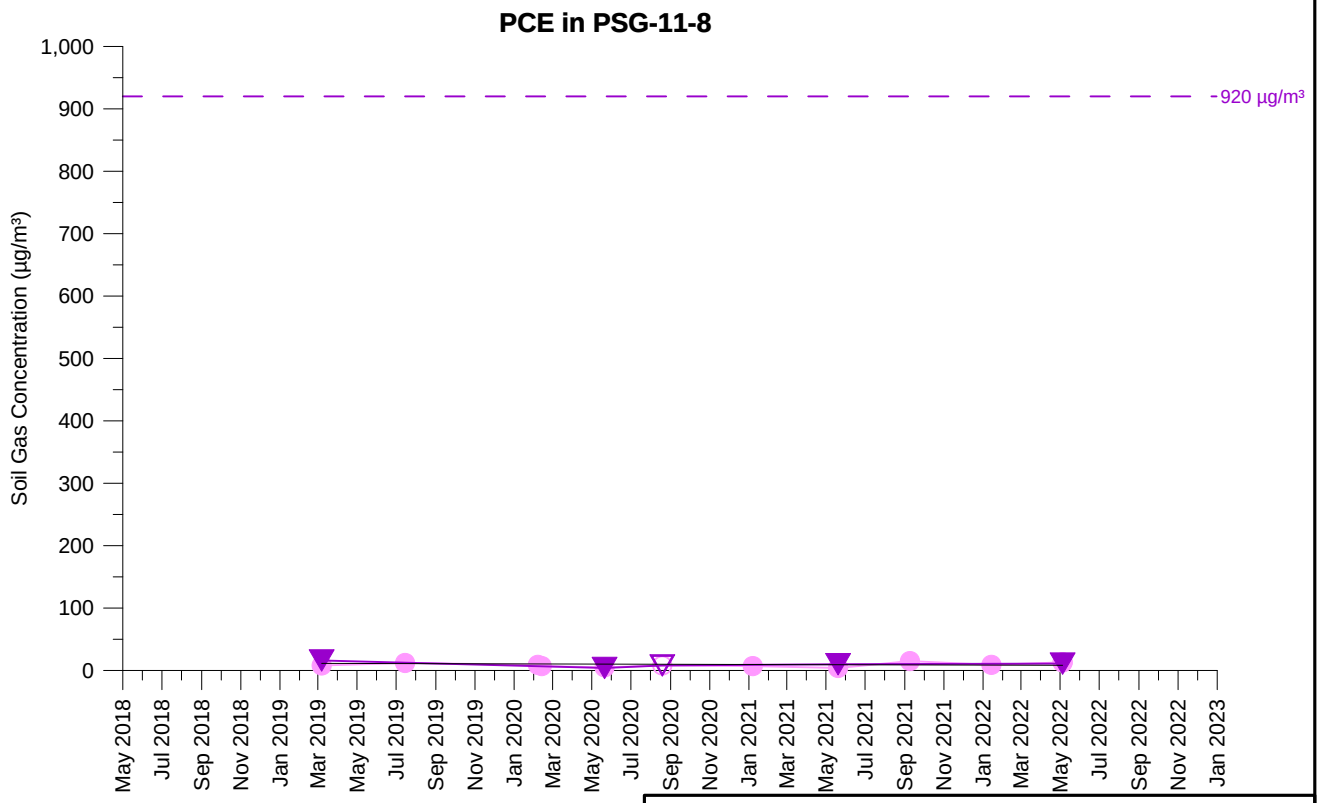

TCE Concentration (5 feet)
TCE Concentration (15 feet)
PCE Concentration (5 feet)
PCE Concentration (15 feet)

Open symbol denotes non-detect value

PSG-11-8
TCE AND PCE SOIL GAS CONCENTRATIONS OVER TIME
PARCEL 11
Former Ford Aeronutronic Property
Newport Beach, California

wsp	By: DMO	Proj. No. 8620397107.1.1G
	Date: 2/2/2023	Figure **H-1-298**

C:\Users\dave.oshea\Wood PLC\Bay Area Graphics - Documents\FordNB\fnb\1.1H\22_1117_gr\app_H1\psg_H-1-298_PSG-11-8.grf

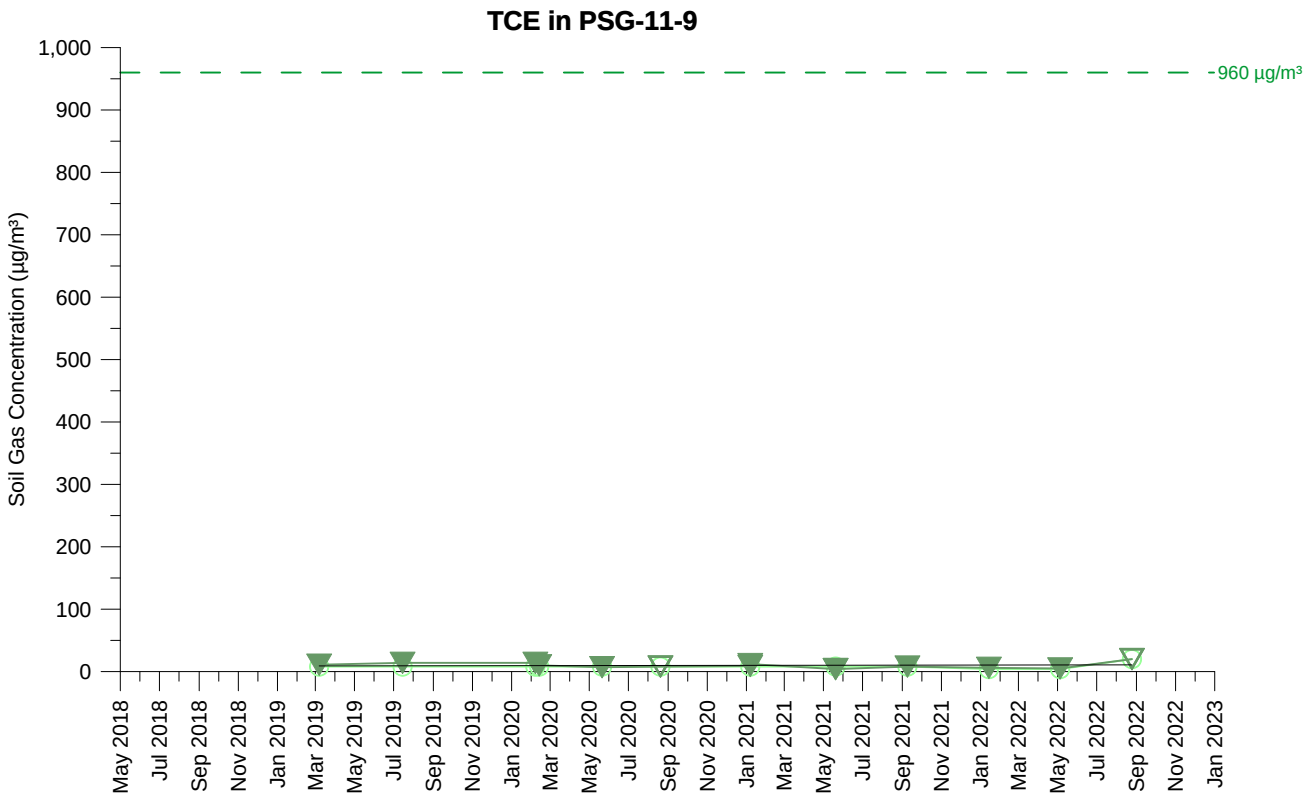

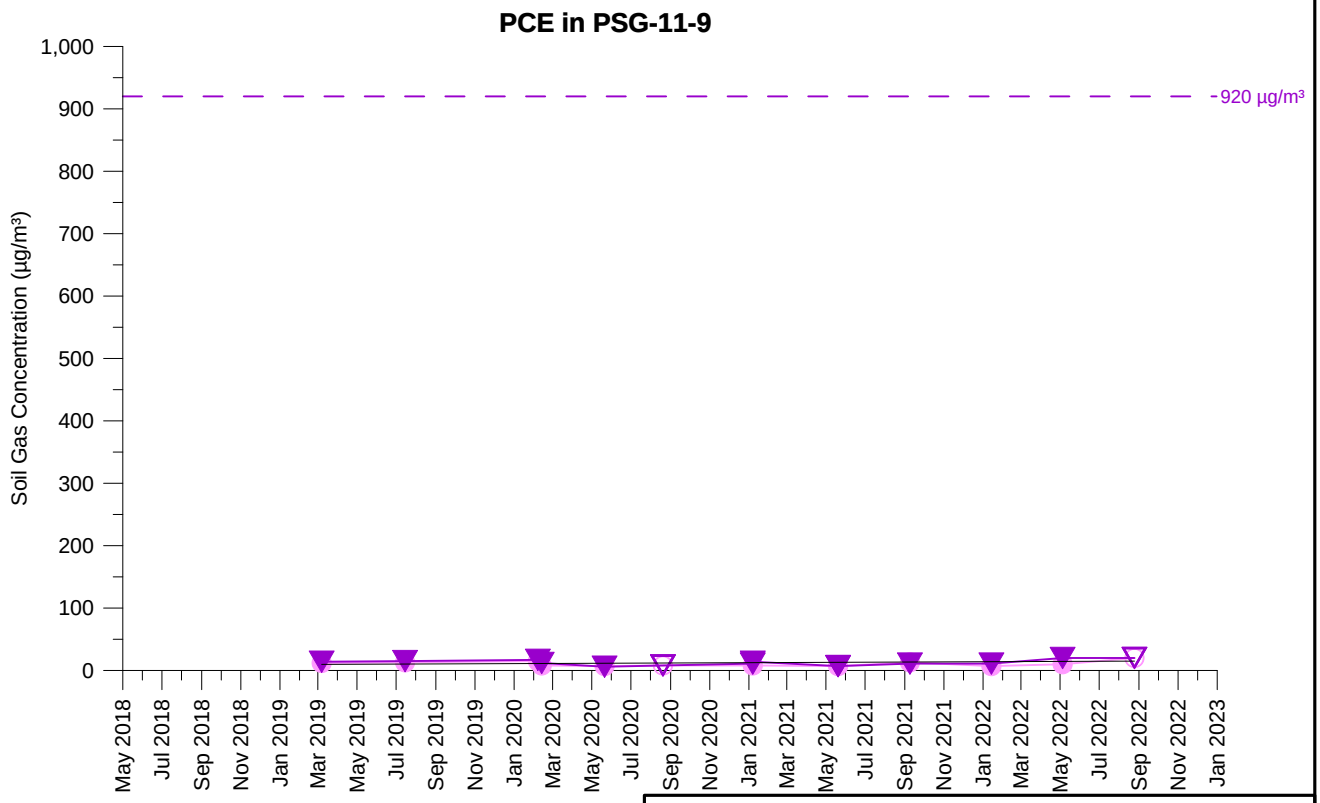

TCE Concentration (5 feet)
TCE Concentration (15 feet)
PCE Concentration (5 feet)
PCE Concentration (15 feet)

Open symbol denotes non-detect value

PSG-11-9
TCE AND PCE SOIL GAS CONCENTRATIONS OVER TIME
PARCEL 11
Former Ford Aeronutronic Property
Newport Beach, California

wsp	By: DMO	Proj. No. 8620397107.1.1G
	Date: 2/2/2023	Figure **H-1-299**

C:\Users\dave.oshea\Wood PLC\Bay Area Graphics - Documents\FordNB\fnb\1.1H\22_1117_gr\app_H1\psg_H-1-299_PSG-11-9.grf

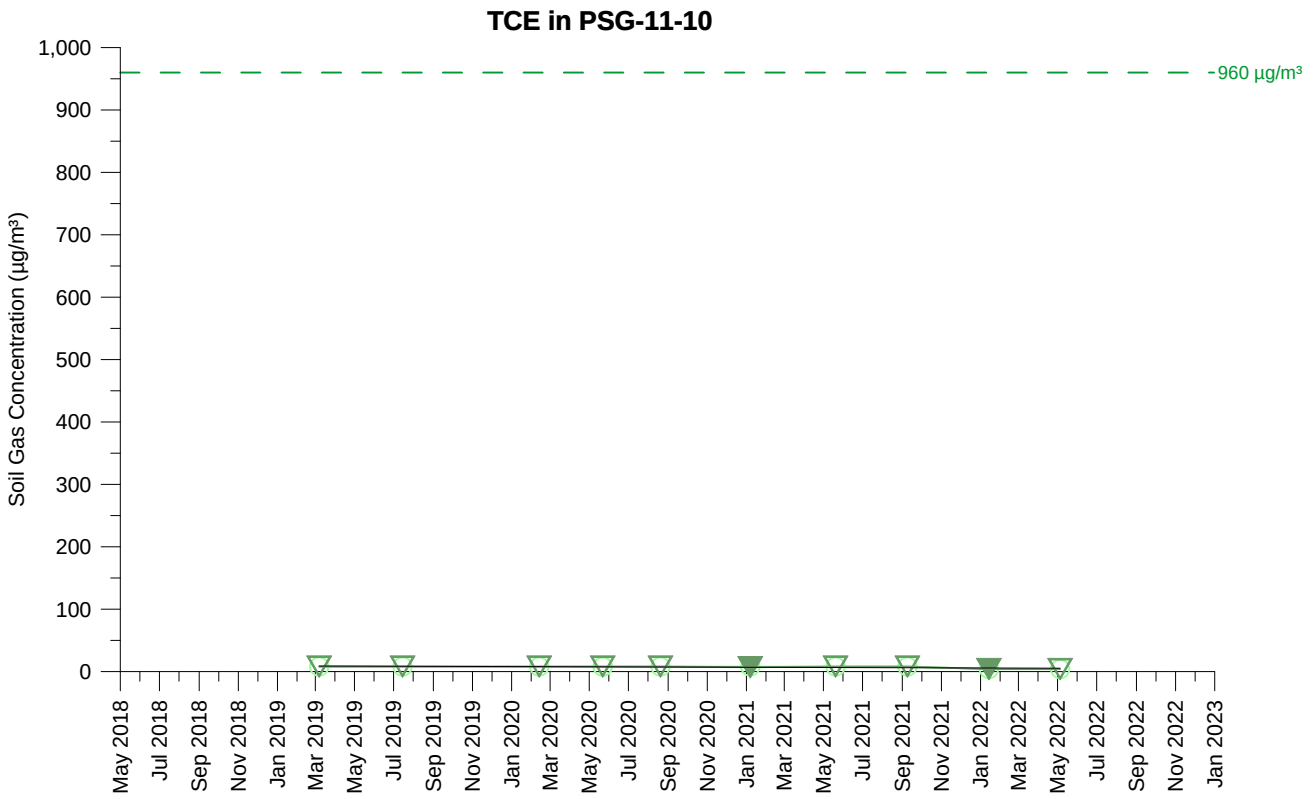

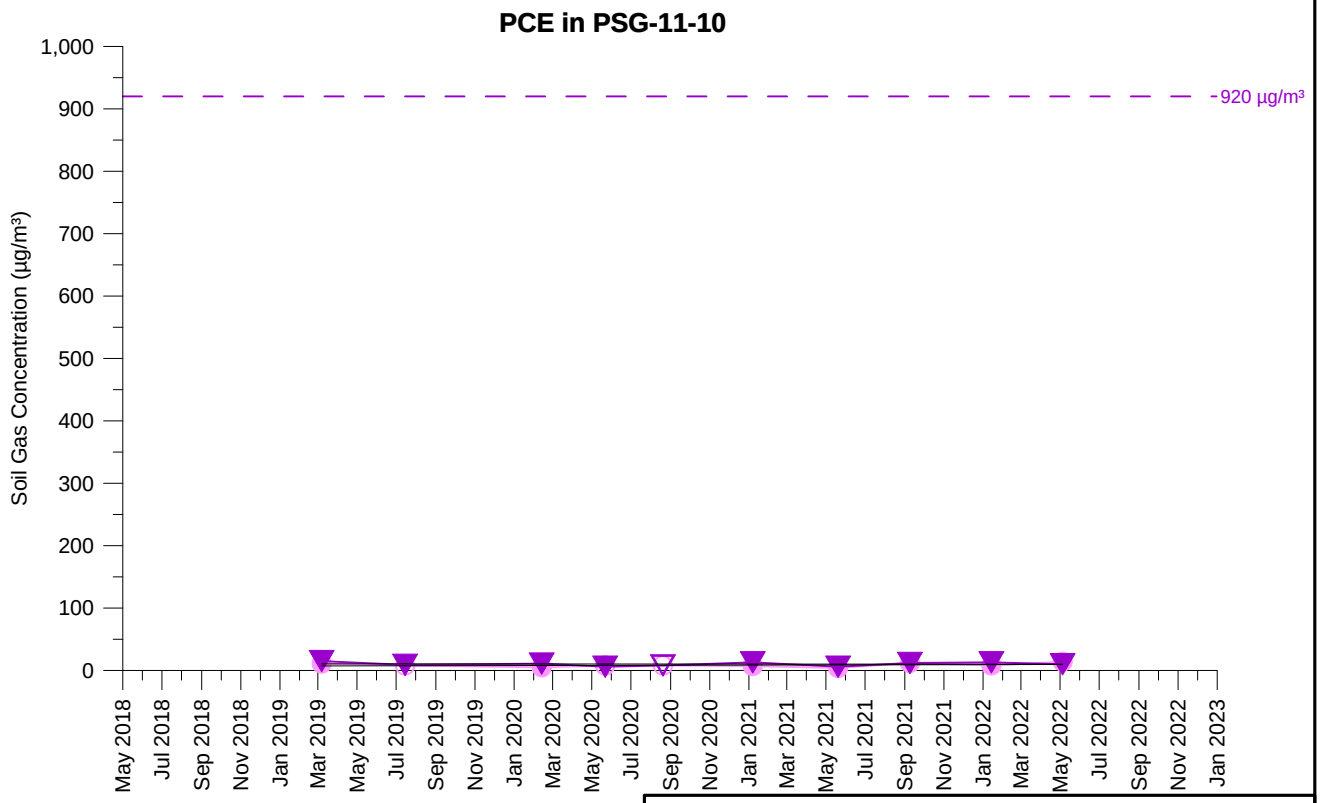

TCE Concentration (5 feet)
TCE Concentration (15 feet)
PCE Concentration (5 feet)
PCE Concentration (15 feet)

Open symbol denotes non-detect value

PSG-11-10
TCE AND PCE SOIL GAS CONCENTRATIONS OVER TIME
PARCEL 11
Former Ford Aeronutronic Property
Newport Beach, California

wsp	By: DMO	Proj. No. 8620397107.1.1G
	Date: 2/2/2023	Figure **H-1-300**

C:\Users\dave.oshea\Wood PLC\Bay Area Graphics - Documents\FordNB\fnb\1.1H\22_1117_gr\app_H1\psg_H-1-300_PSG-11-10.grf

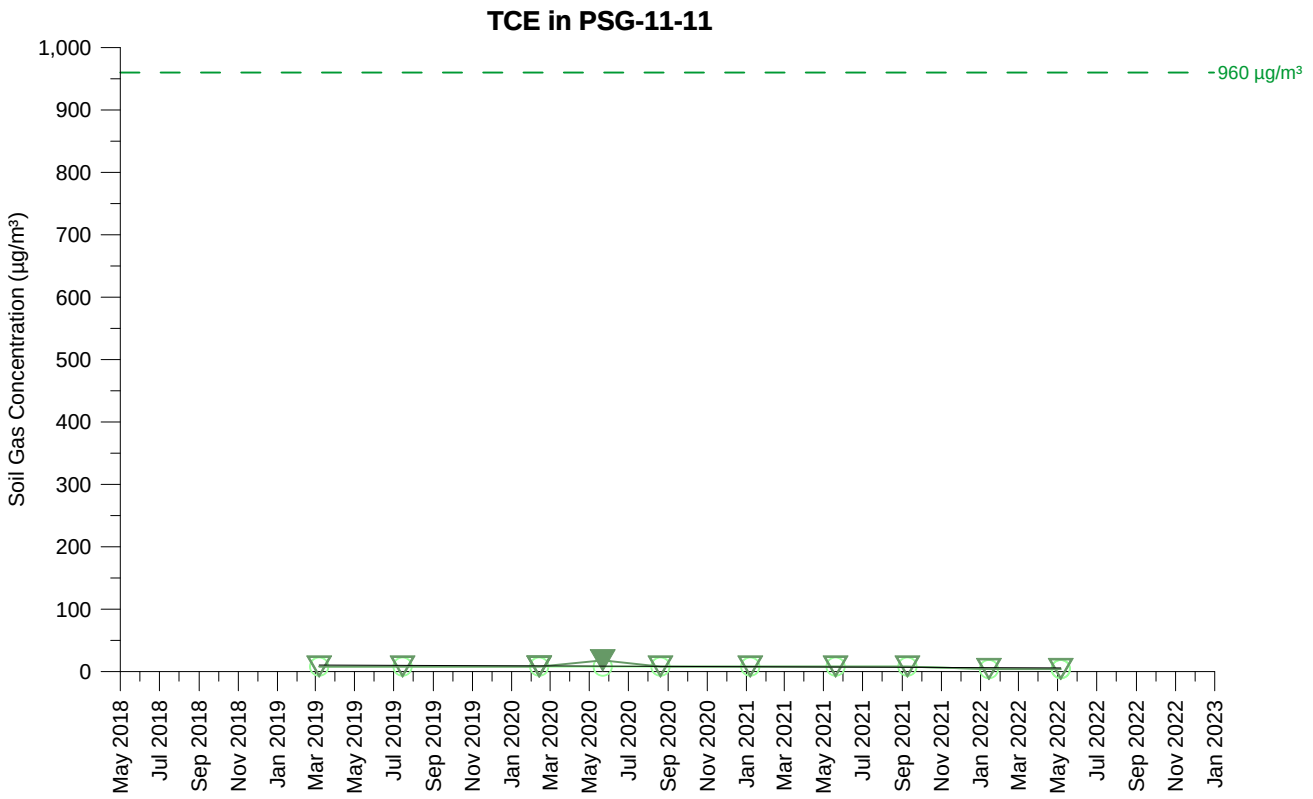

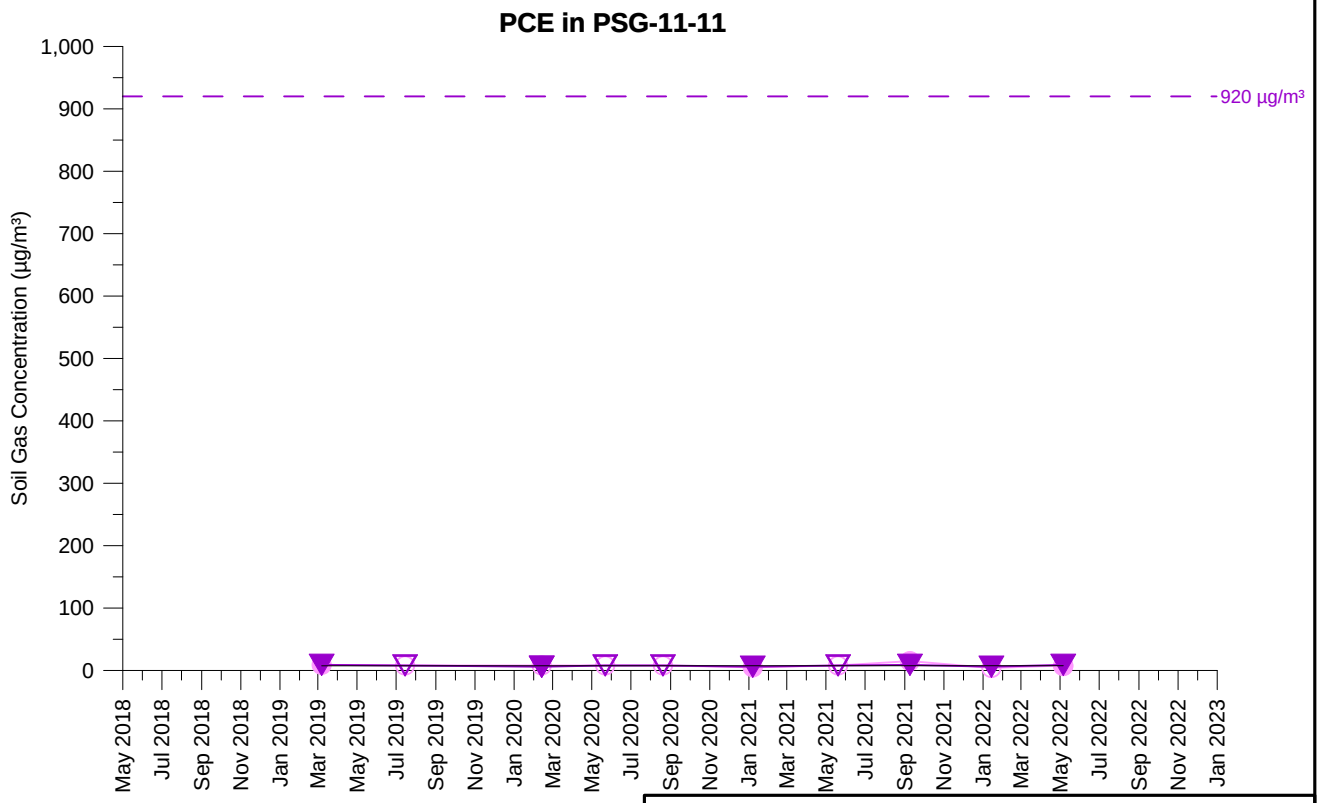

TCE Concentration (5 feet)
TCE Concentration (15 feet)
PCE Concentration (5 feet)
PCE Concentration (15 feet)

Open symbol denotes non-detect value

PSG-11-11
TCE AND PCE SOIL GAS CONCENTRATIONS OVER TIME
PARCEL 11
Former Ford Aeronutronic Property
Newport Beach, California

wsp	By: DMO	Proj. No. 8620397107.1.1G
	Date: 2/2/2023	Figure **H-1-301**

C:\Users\dave.oshea\Wood PLC\Bay Area Graphics - Documents\FordNB\fnb\1.1H\22_1117_gr\app_H1\psg_H-1-301_PSG-11-11.grf

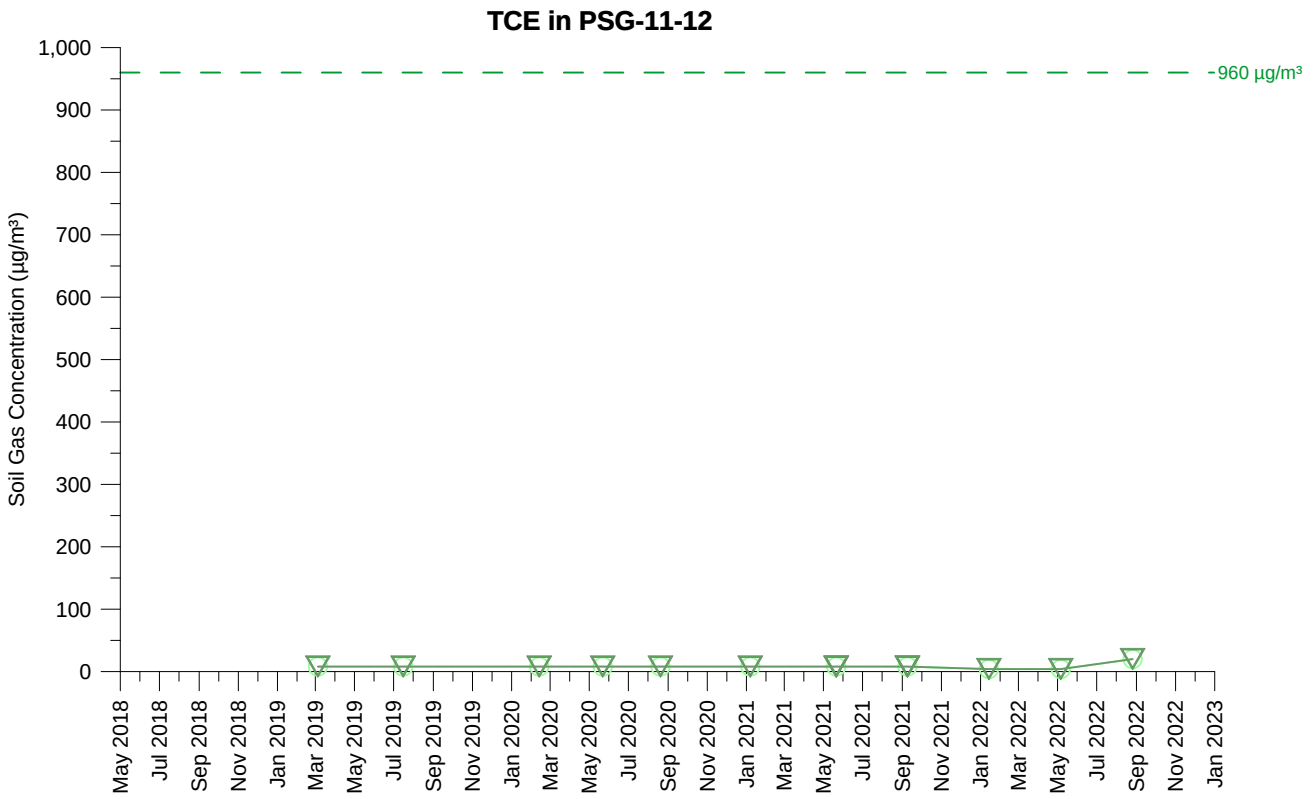

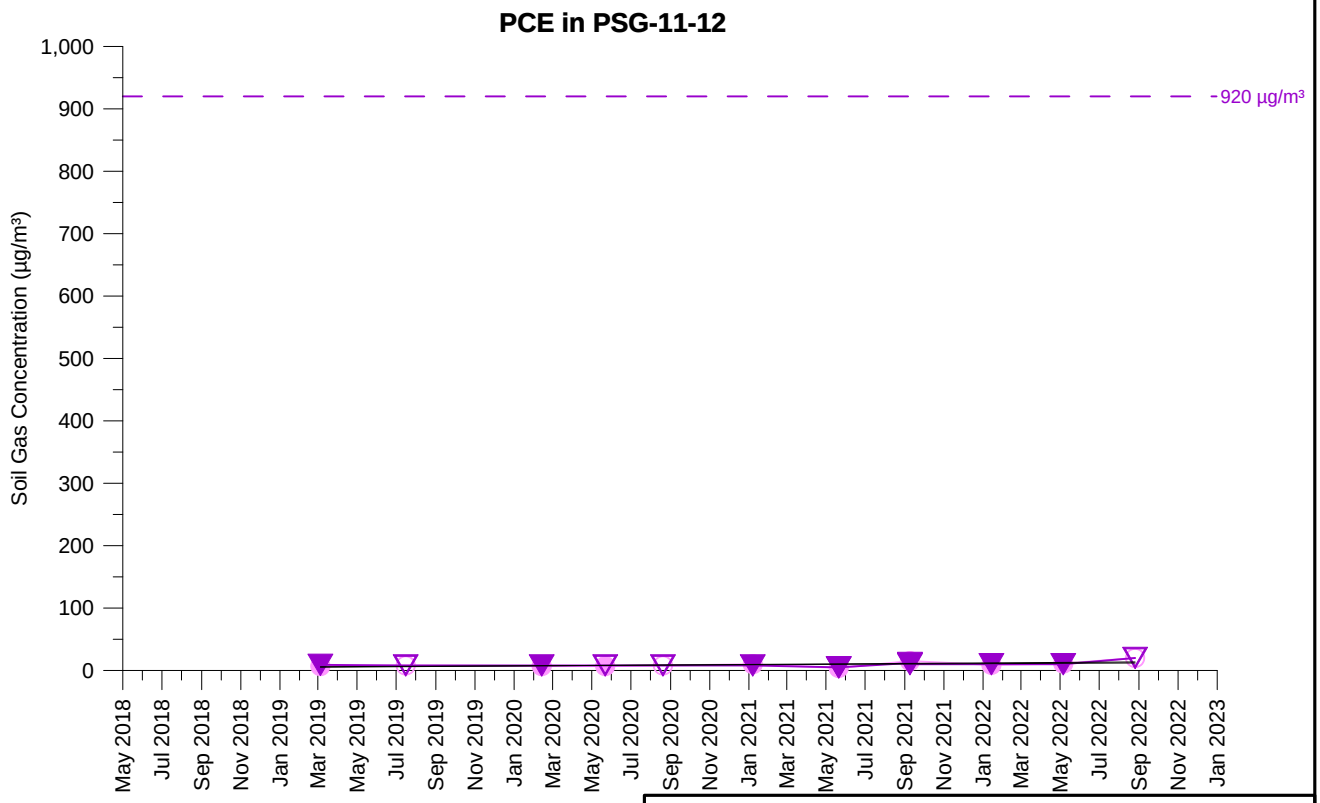

TCE Concentration (5 feet)
TCE Concentration (15 feet)
PCE Concentration (5 feet)
PCE Concentration (15 feet)

Open symbol denotes non-detect value

PSG-11-12
TCE AND PCE SOIL GAS CONCENTRATIONS OVER TIME
PARCEL 11
Former Ford Aeronutronic Property
Newport Beach, California

wsp	By: DMO	Proj. No. 8620397107.1.1G
	Date: 2/2/2023	Figure **H-1-302**

C:\Users\dave.oshea\Wood PLC\Bay Area Graphics - Documents\FordNB\fnb\1.1H\22_1117_gr\app_H1\psg_H-1-302_PSG-11-12.grf

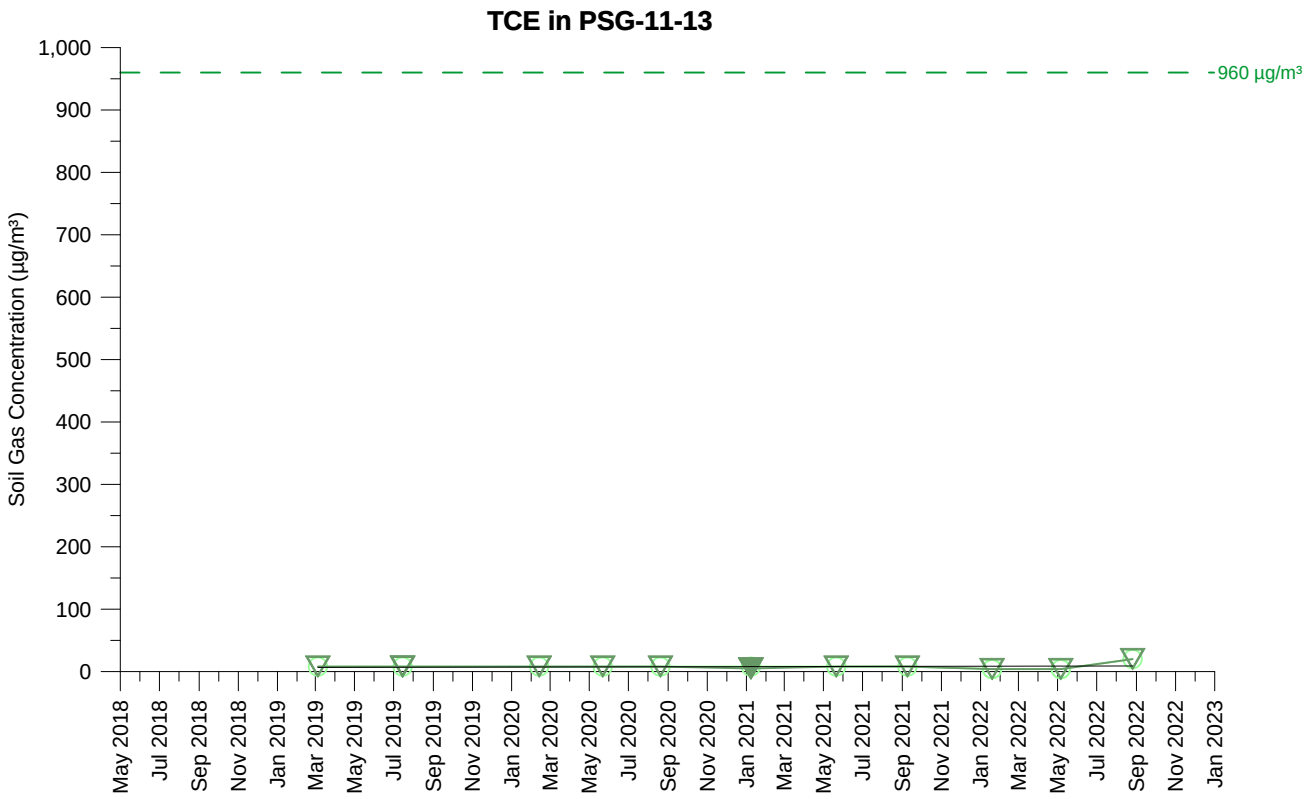

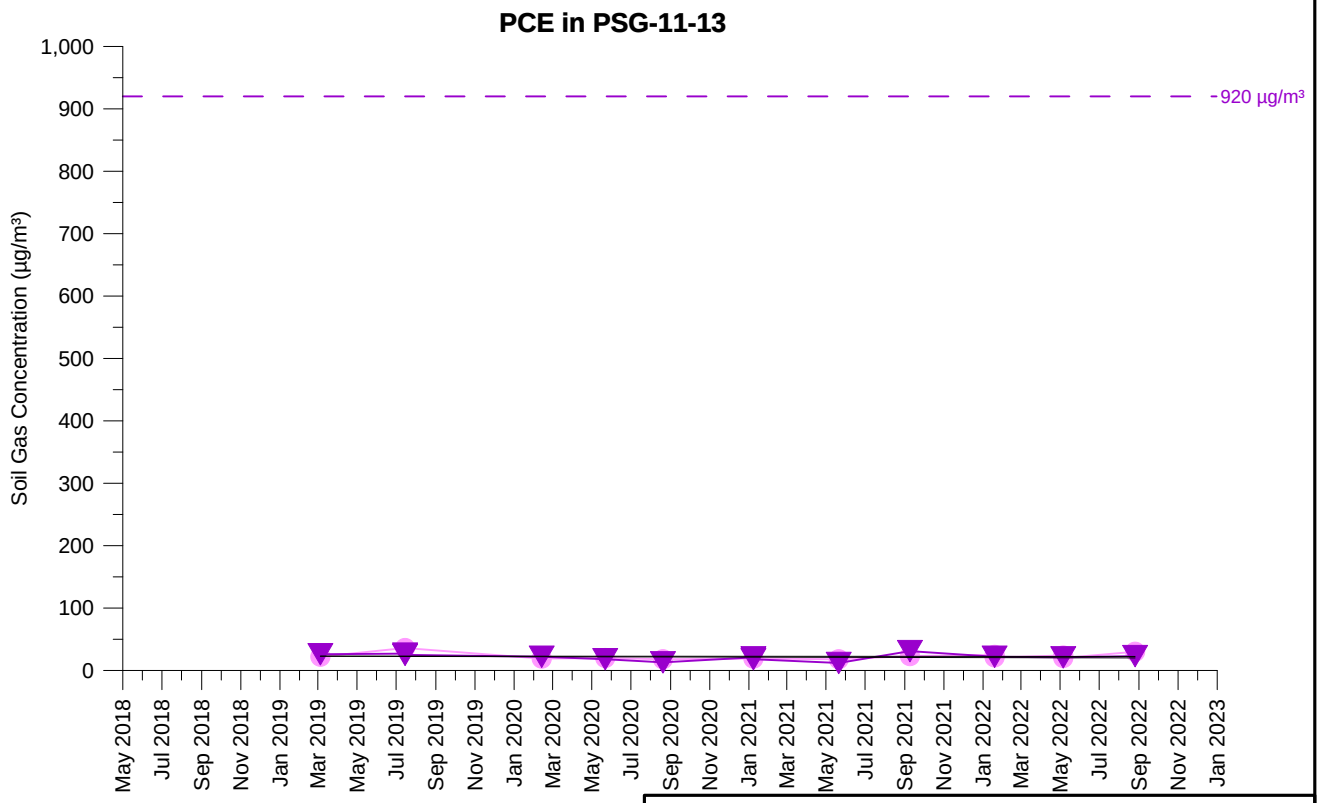

TCE Concentration (5 feet)
TCE Concentration (15 feet)
PCE Concentration (5 feet)
PCE Concentration (15 feet)

Open symbol denotes non-detect value

PSG-11-13
TCE AND PCE SOIL GAS CONCENTRATIONS OVER TIME
PARCEL 11
Former Ford Aeronutronic Property
Newport Beach, California

wsp	By: DMO	Proj. No. 8620397107.1.1G
	Date: 2/2/2023	Figure **H-1-303**

C:\Users\dave.oshea\Wood PLC\Bay Area Graphics - Documents\FordNB\fnb\1.1H\22_1117_gr\app_H1\psg_H-1-303_PSG-11-13.grf

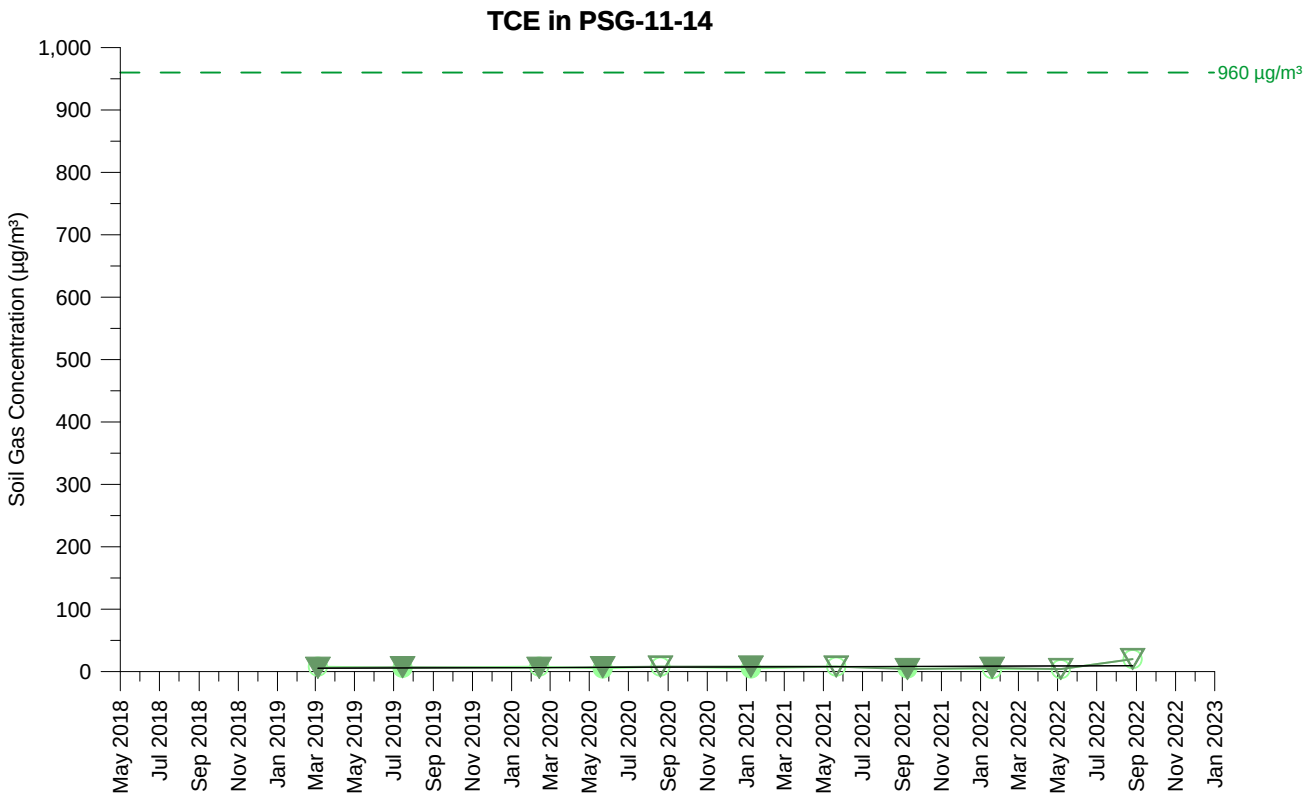

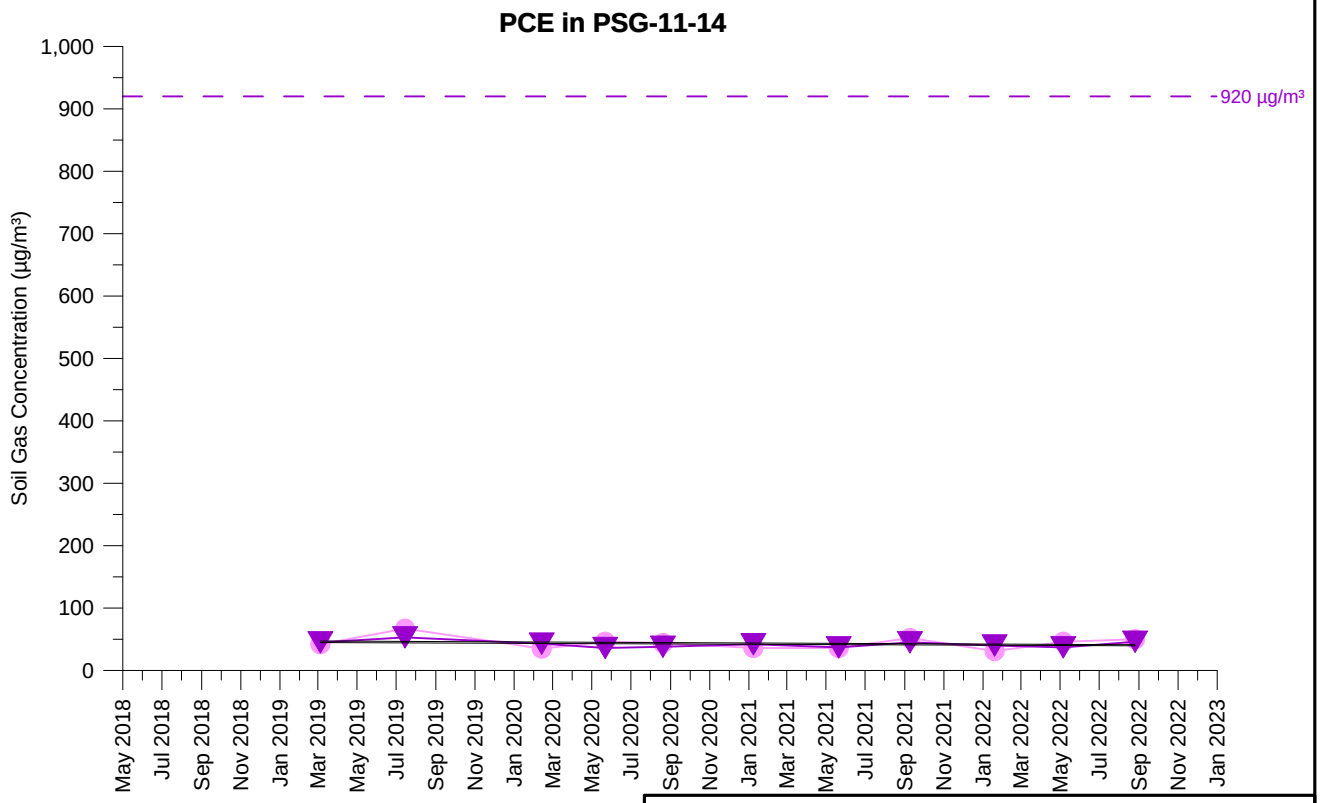

TCE Concentration (5 feet)
TCE Concentration (15 feet)
PCE Concentration (5 feet)
PCE Concentration (15 feet)

Open symbol denotes non-detect value

PSG-11-14
TCE AND PCE SOIL GAS CONCENTRATIONS OVER TIME
PARCEL 11
Former Ford Aeronutronic Property
Newport Beach, California

wsp	By: DMO	Proj. No. 8620397107.1.1G
	Date: 2/2/2023	Figure **H-1-304**

C:\Users\dave.oshea\Wood PLC\Bay Area Graphics - Documents\FordNB\fnb\1.1H\22_1117_gr\app_H1\psg_H-1-304_PSG-11-14.grf

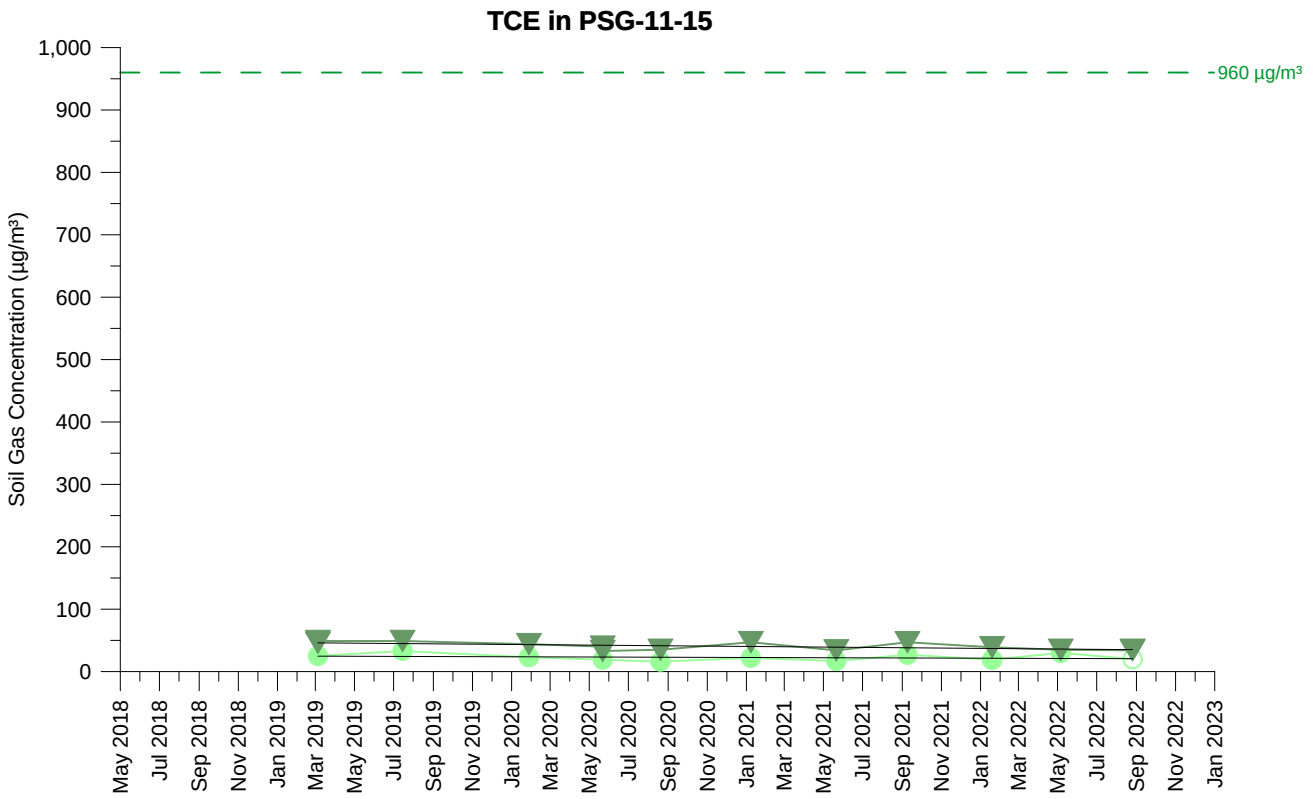

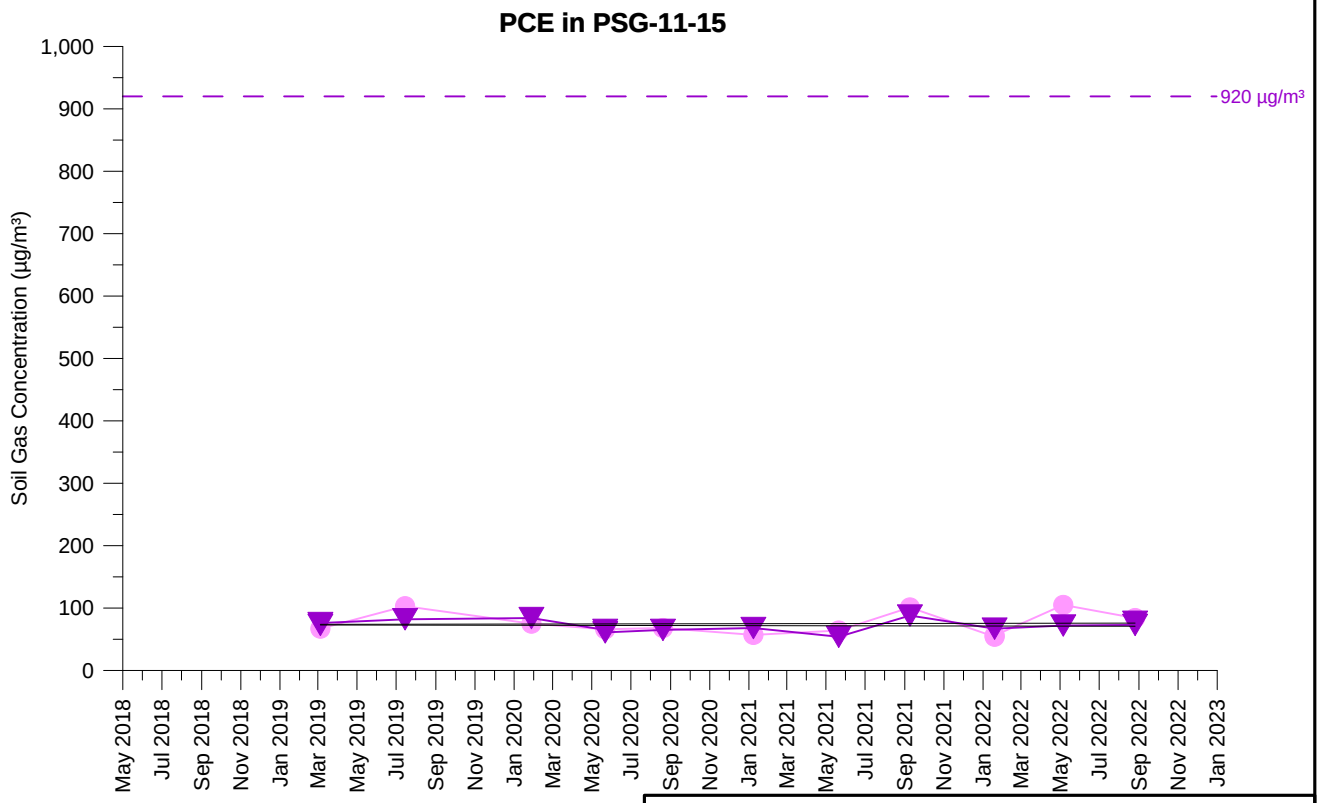

TCE Concentration (5 feet)
TCE Concentration (15 feet)
PCE Concentration (5 feet)
PCE Concentration (15 feet)

Open symbol denotes non-detect value

PSG-11-15
TCE AND PCE SOIL GAS CONCENTRATIONS OVER TIME
PARCEL 11
Former Ford Aeronutronic Property
Newport Beach, California

wsp	By: DMO	Proj. No. 8620397107.1.1G
	Date: 2/2/2023	Figure **H-1-305**

C:\Users\dave.oshea\Wood PLC\Bay Area Graphics - Documents\FordNB\fnb\1.1H\22_1117_gr\app_H1\psg_H-1-305_PSG-11-15.grf

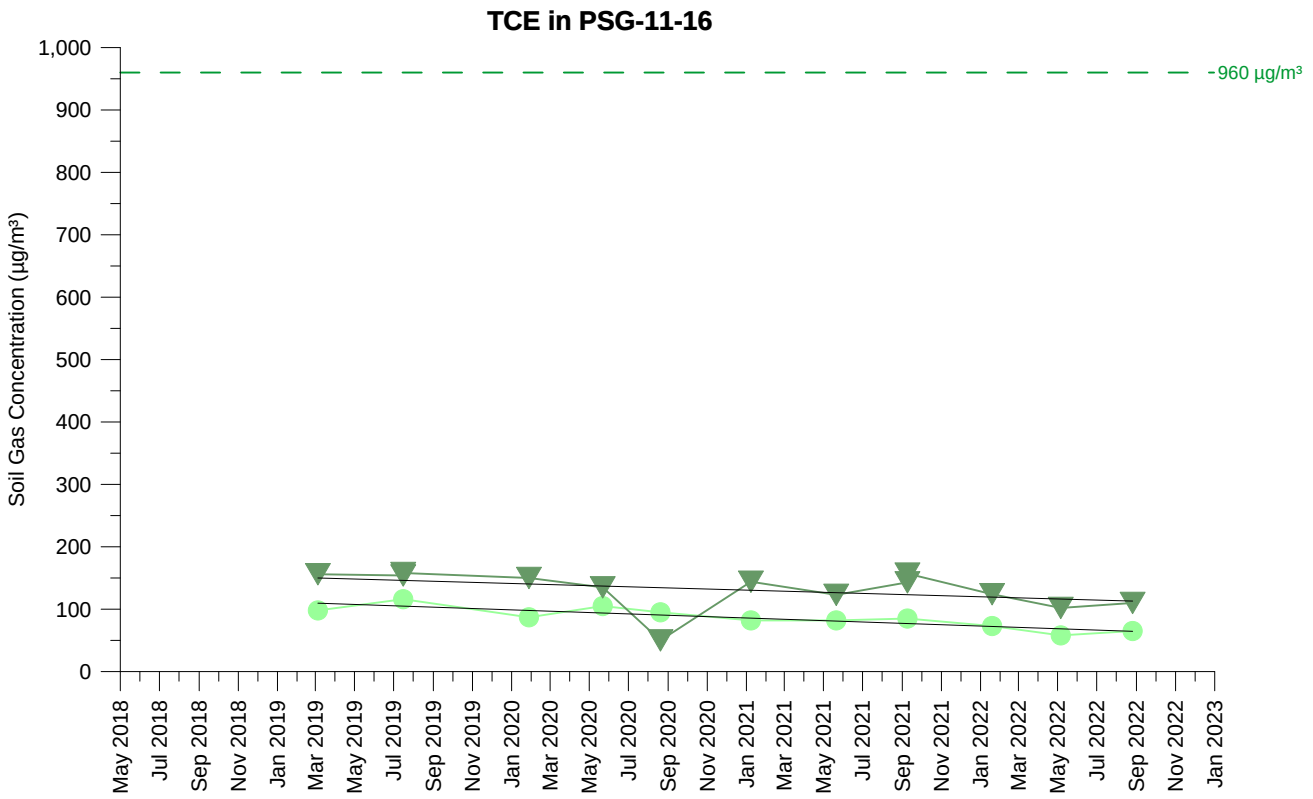

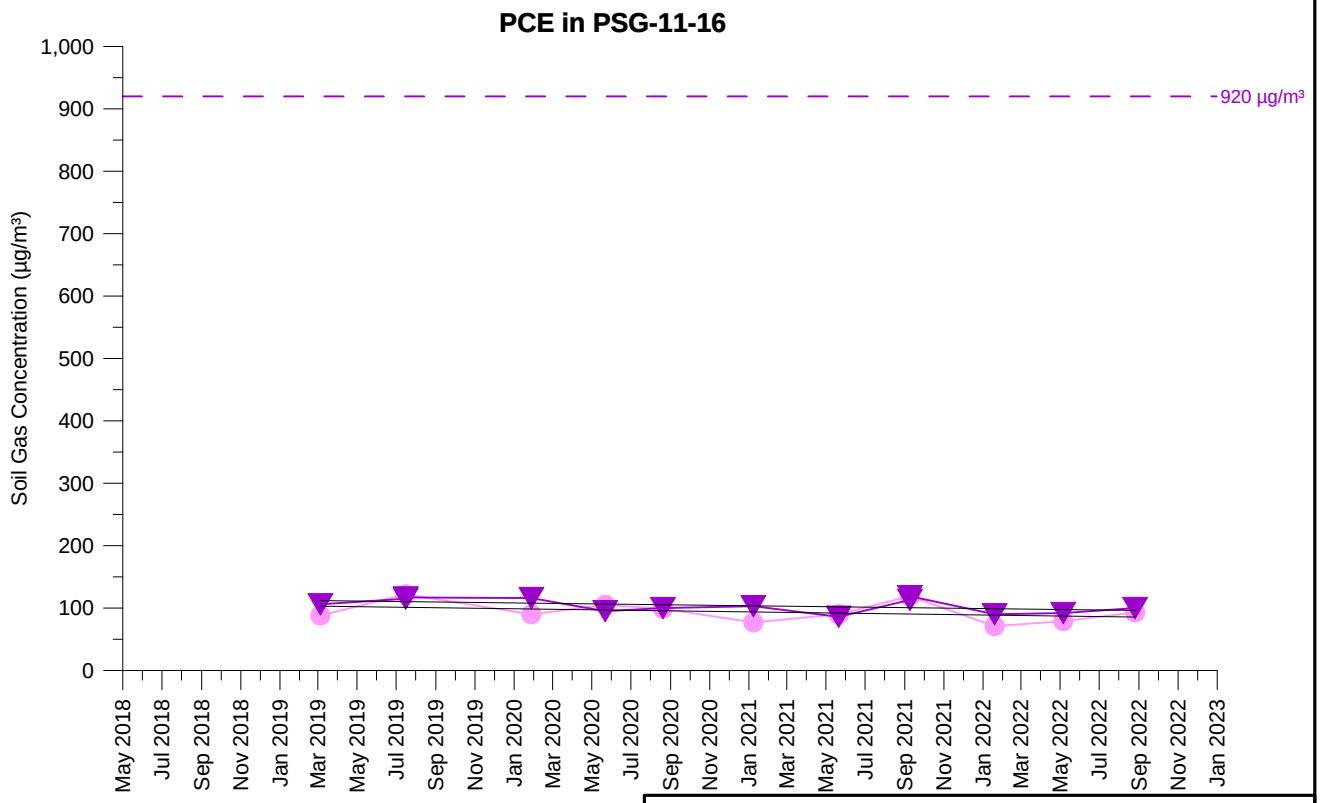

TCE Concentration (5 feet)
TCE Concentration (15 feet)
PCE Concentration (5 feet)
PCE Concentration (15 feet)

Open symbol denotes non-detect value

PSG-11-16
TCE AND PCE SOIL GAS CONCENTRATIONS OVER TIME
PARCEL 11
Former Ford Aeronutronic Property
Newport Beach, California

wsp	By: DMO	Proj. No. 8620397107.1.1G
	Date: 2/2/2023	Figure **H-1-306**

C:\Users\dave.oshea\Wood PLC\Bay Area Graphics - Documents\FordNB\fnb\1.1H\22_1117_gr\app_H1\psg_H-1-306_PSG-11-16.grf

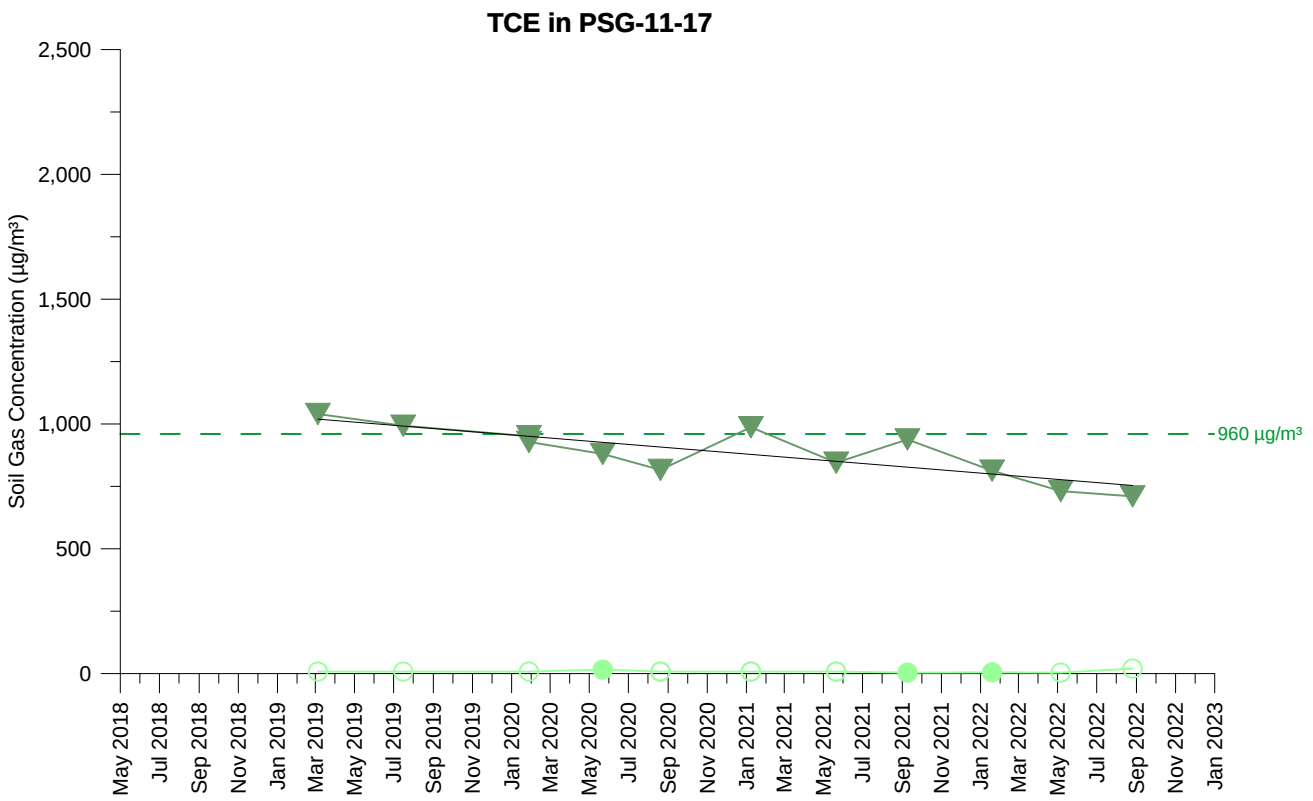

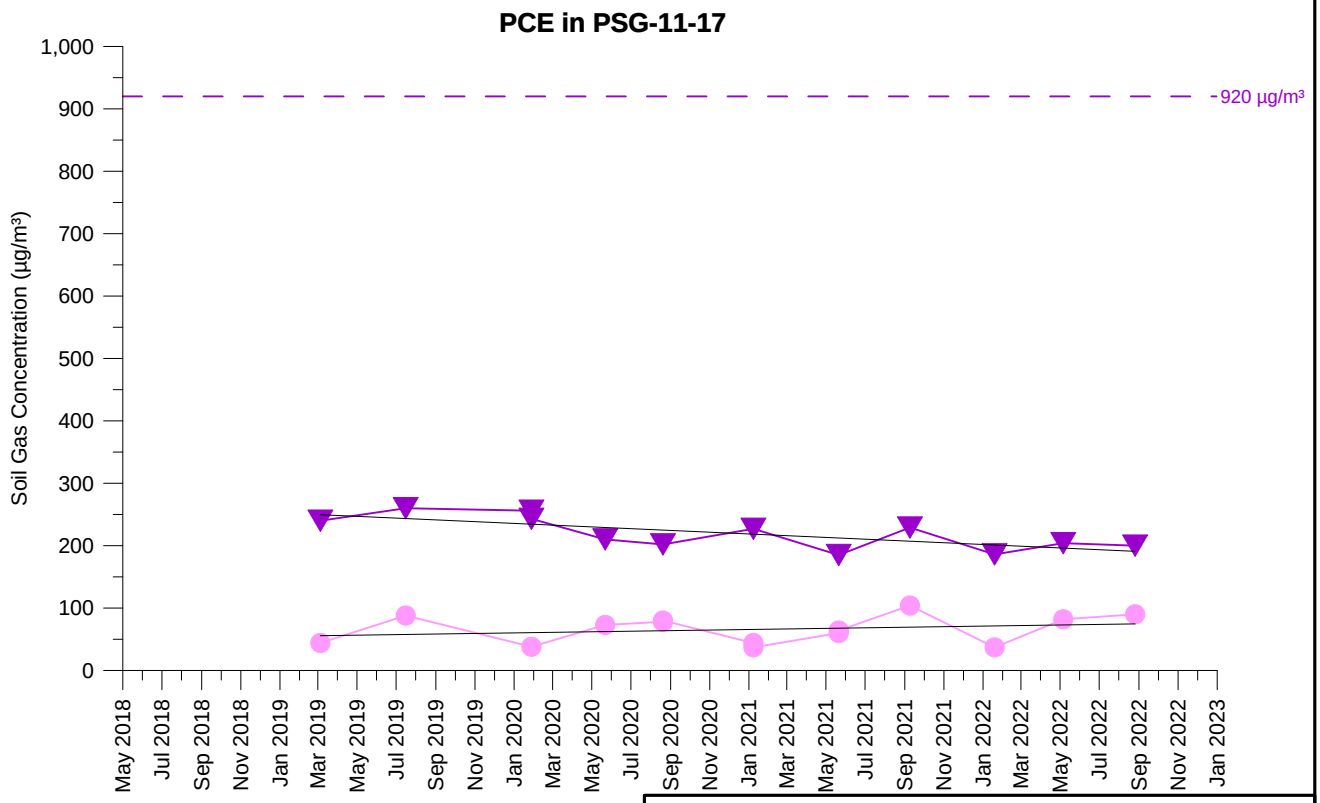

TCE Concentration (5 feet)
TCE Concentration (15 feet)
PCE Concentration (5 feet)
PCE Concentration (15 feet)

Open symbol denotes non-detect value

PSG-11-17
TCE AND PCE SOIL GAS CONCENTRATIONS OVER TIME
PARCEL 11
Former Ford Aeronutronic Property
Newport Beach, California

wsp	By: DMO	Proj. No. 8620397107.1.1G
	Date: 2/2/2023	Figure **H-1-307**

C:\Users\dave.oshea\Wood PLC\Bay Area Graphics - Documents\FordNB\fnb\1.1H\22_1117_gr\app_H1\psg_H-1-307_PSG-11-17.grf

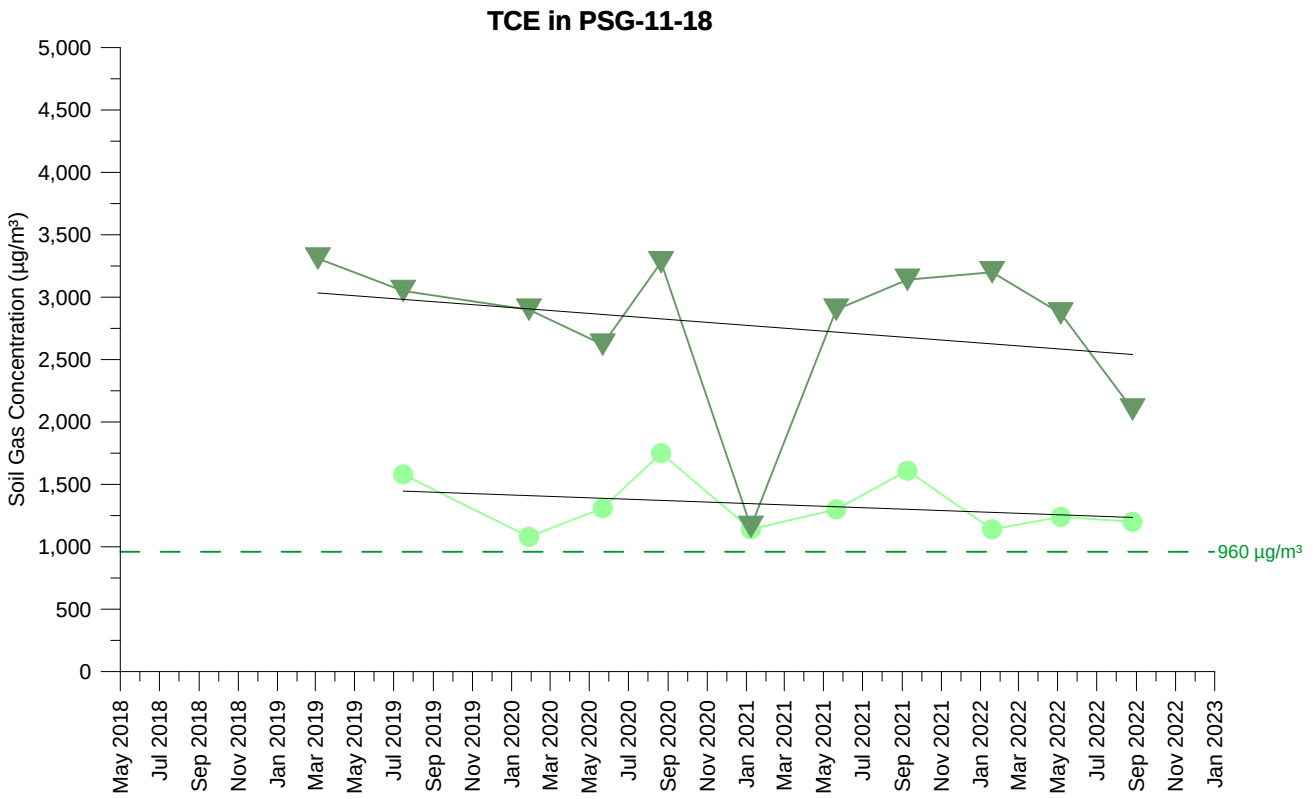

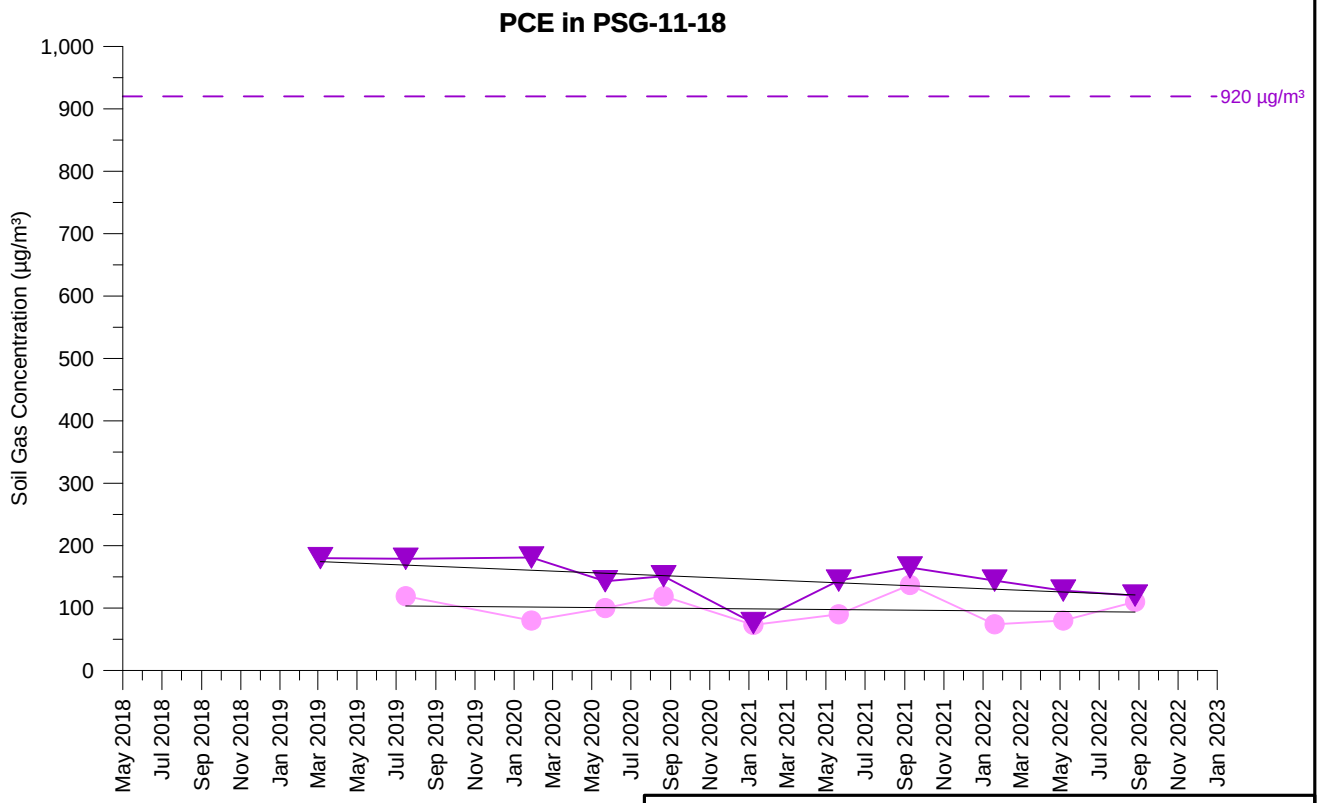

TCE Concentration (5 feet)
TCE Concentration (15 feet)
PCE Concentration (5 feet)
PCE Concentration (15 feet)

Open symbol denotes non-detect value

PSG-11-18
TCE AND PCE SOIL GAS CONCENTRATIONS OVER TIME
PARCEL 11
Former Ford Aeronutronic Property
Newport Beach, California

wsp	By: DMO	Proj. No. 8620397107.1.1G
	Date: 2/2/2023	Figure **H-1-308**

C:\Users\dave.oshea\Wood PLC\Bay Area Graphics - Documents\FordNB\fnb\1.1H\22_1117_gr\app_H1\psg_H-1-308_PSG-11-18.grf

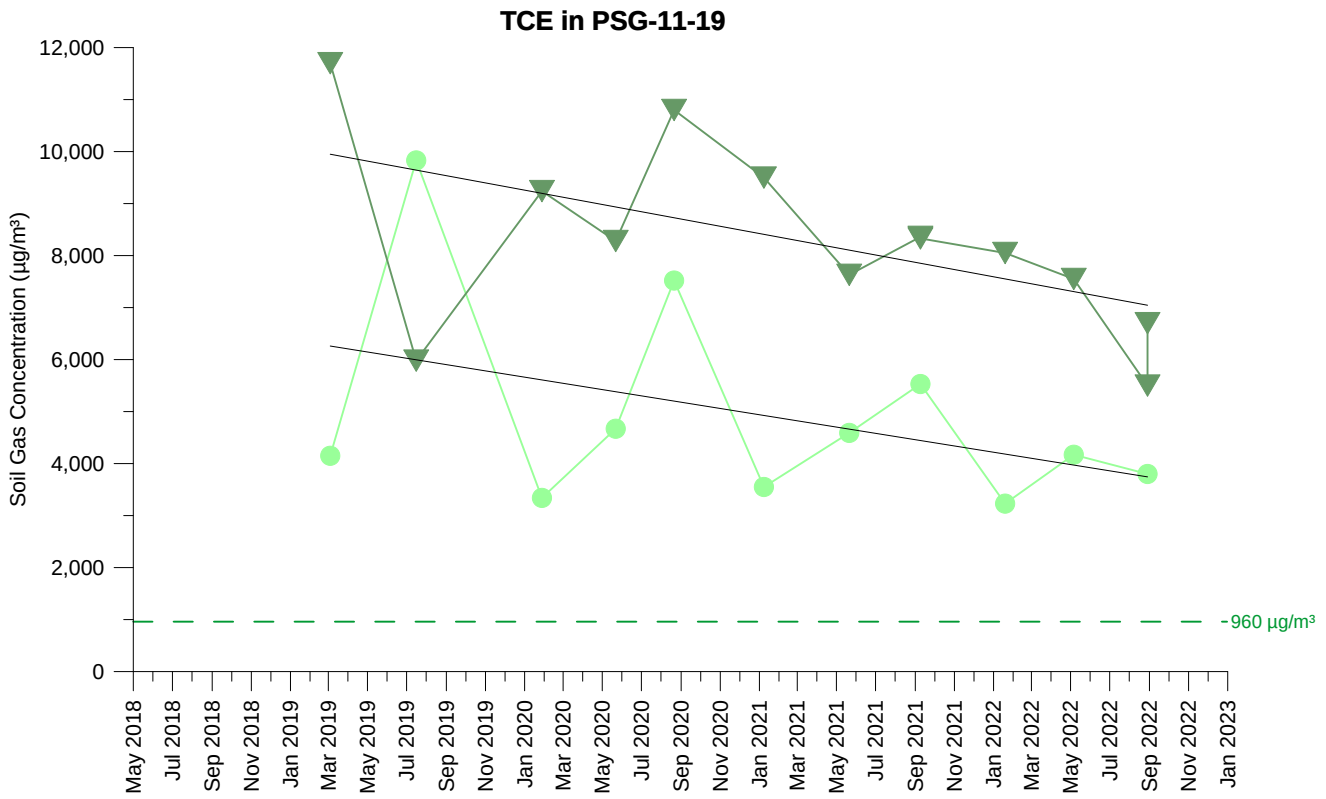

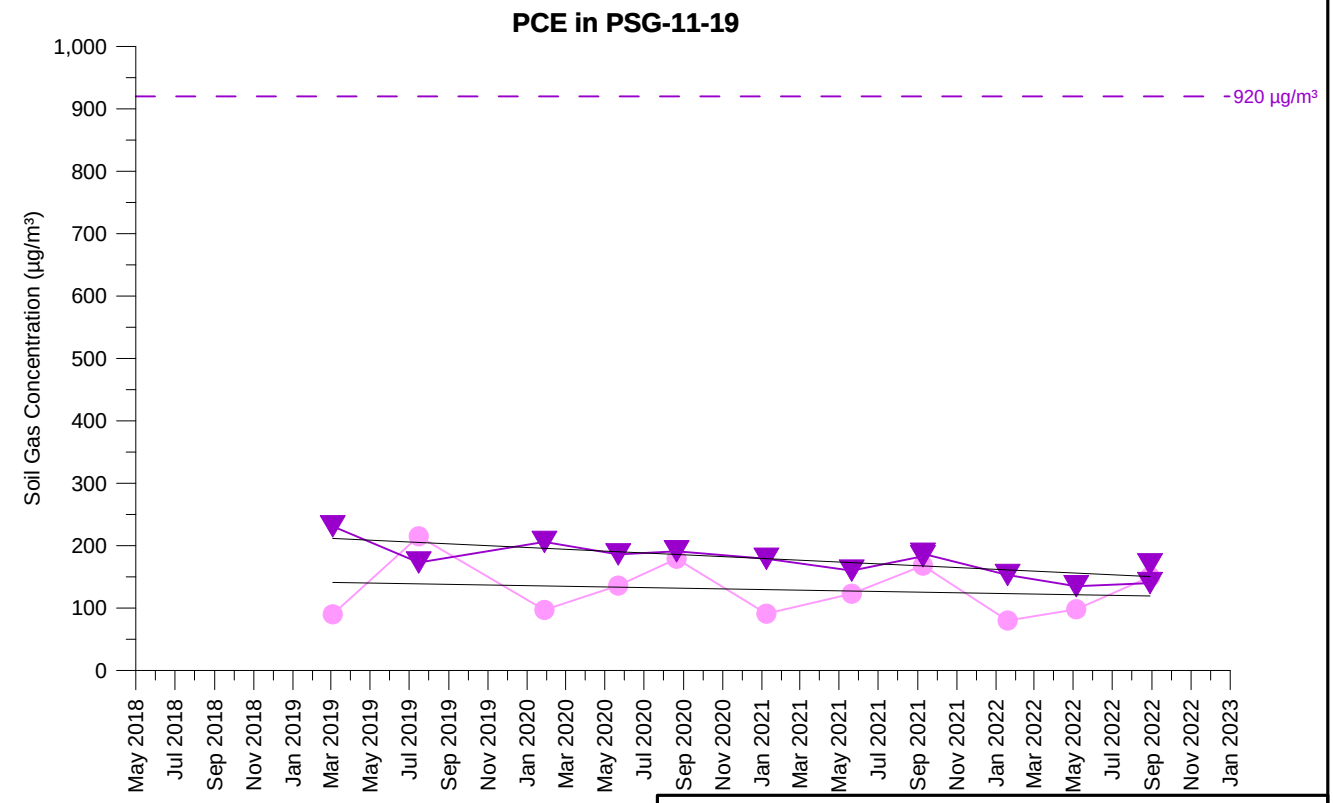

TCE Concentration (5 feet)
TCE Concentration (15 feet)
PCE Concentration (5 feet)
PCE Concentration (15 feet)

Open symbol denotes non-detect value

PSG-11-19
TCE AND PCE SOIL GAS CONCENTRATIONS OVER TIME
PARCEL 11
Former Ford Aeronutronic Property
Newport Beach, California

wsp	By: DMO	Proj. No. 8620397107.1.1G
	Date: 2/2/2023	Figure **H-1-309**

C:\Users\dave.oshea\Wood PLC\Bay Area Graphics - Documents\FordNB\fnb\1.1H\22_1117_gr\app_H1\psg_H-1-309_PSG-11-19.grf

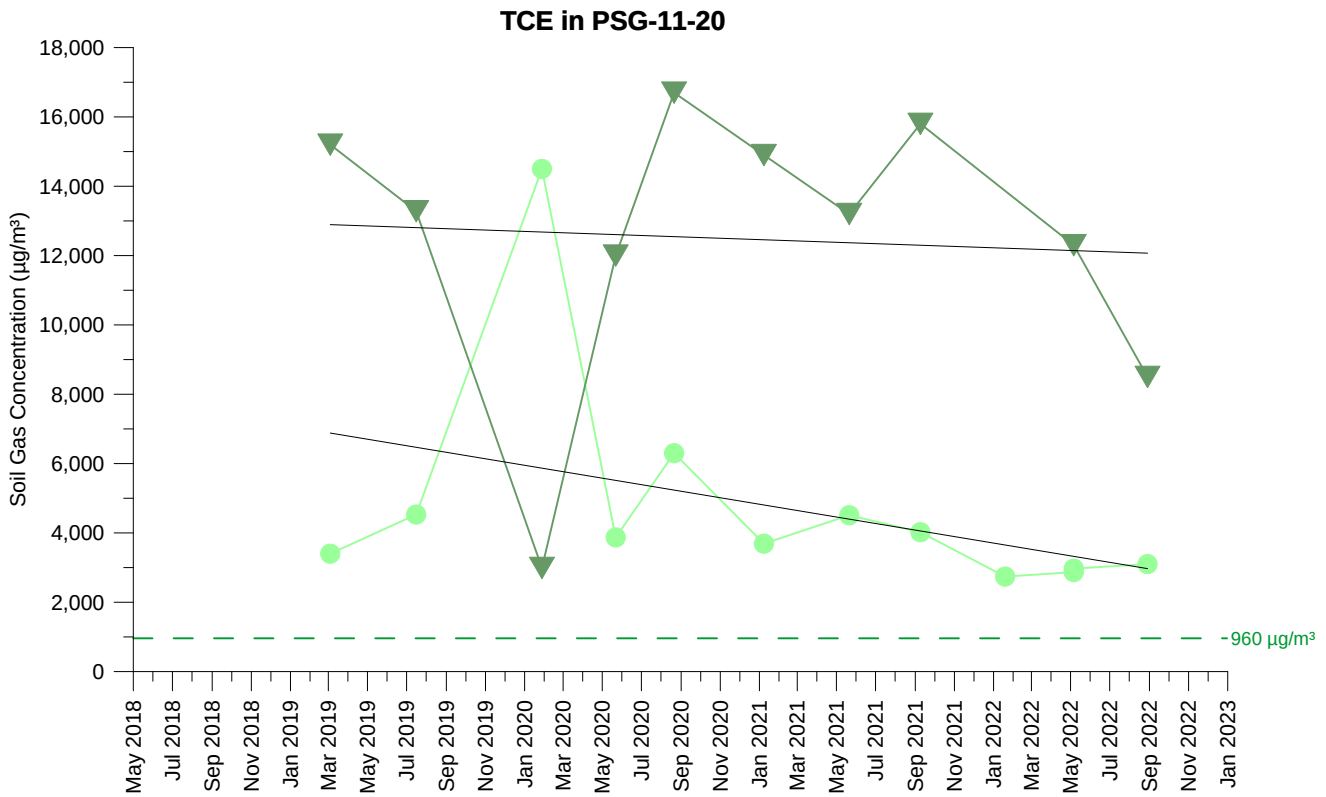

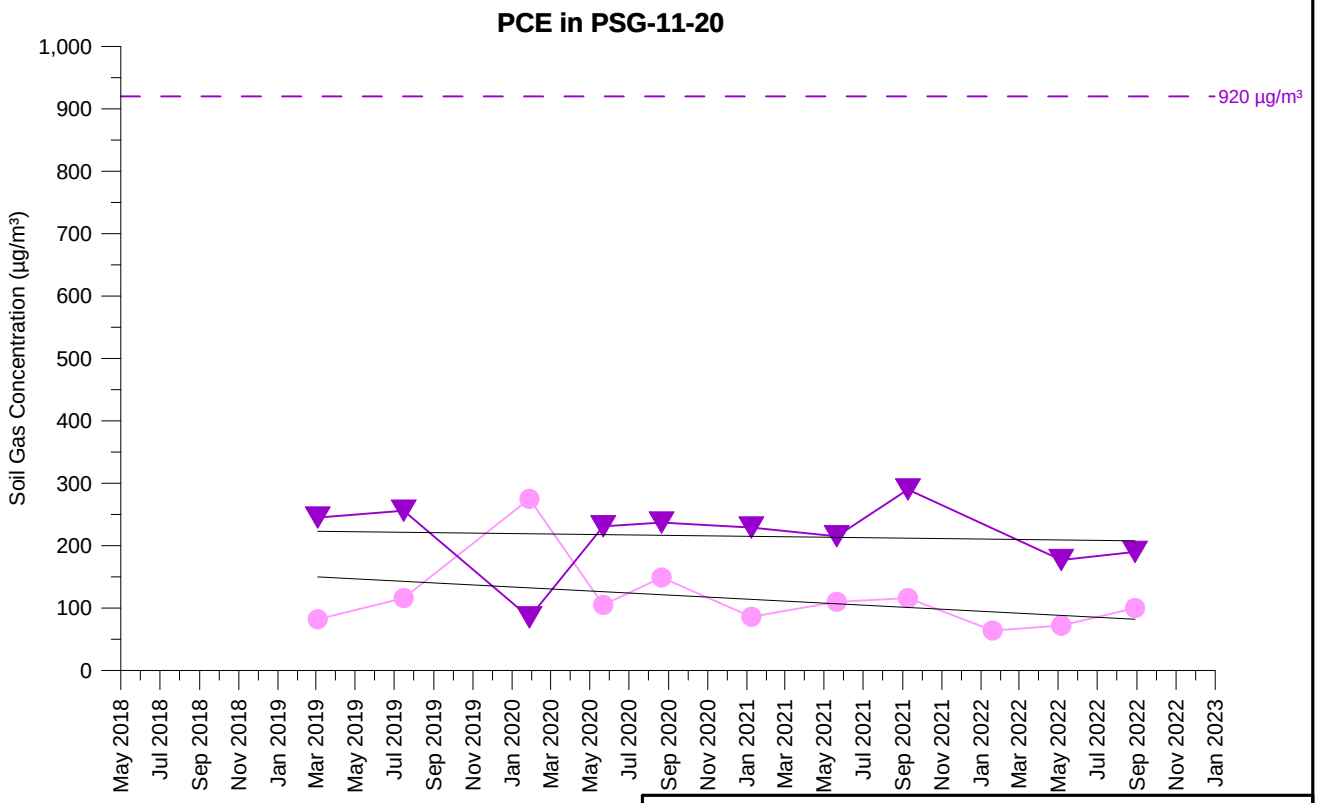

TCE Concentration (5 feet)
TCE Concentration (15 feet)
PCE Concentration (5 feet)
PCE Concentration (15 feet)

Open symbol denotes non-detect value

PSG-11-20
TCE AND PCE SOIL GAS CONCENTRATIONS OVER TIME
PARCEL 11
Former Ford Aeronutronic Property
Newport Beach, California

wsp	By: DMO	Proj. No. 8620397107.1.1G
	Date: 2/2/2023	Figure **H-1-310**

C:\Users\dave.oshea\Wood PLC\Bay Area Graphics - Documents\FordNB\fnb\1.1H\22_1117_gr\app_H1\psg_H-1-310_PSG-11-20.grf

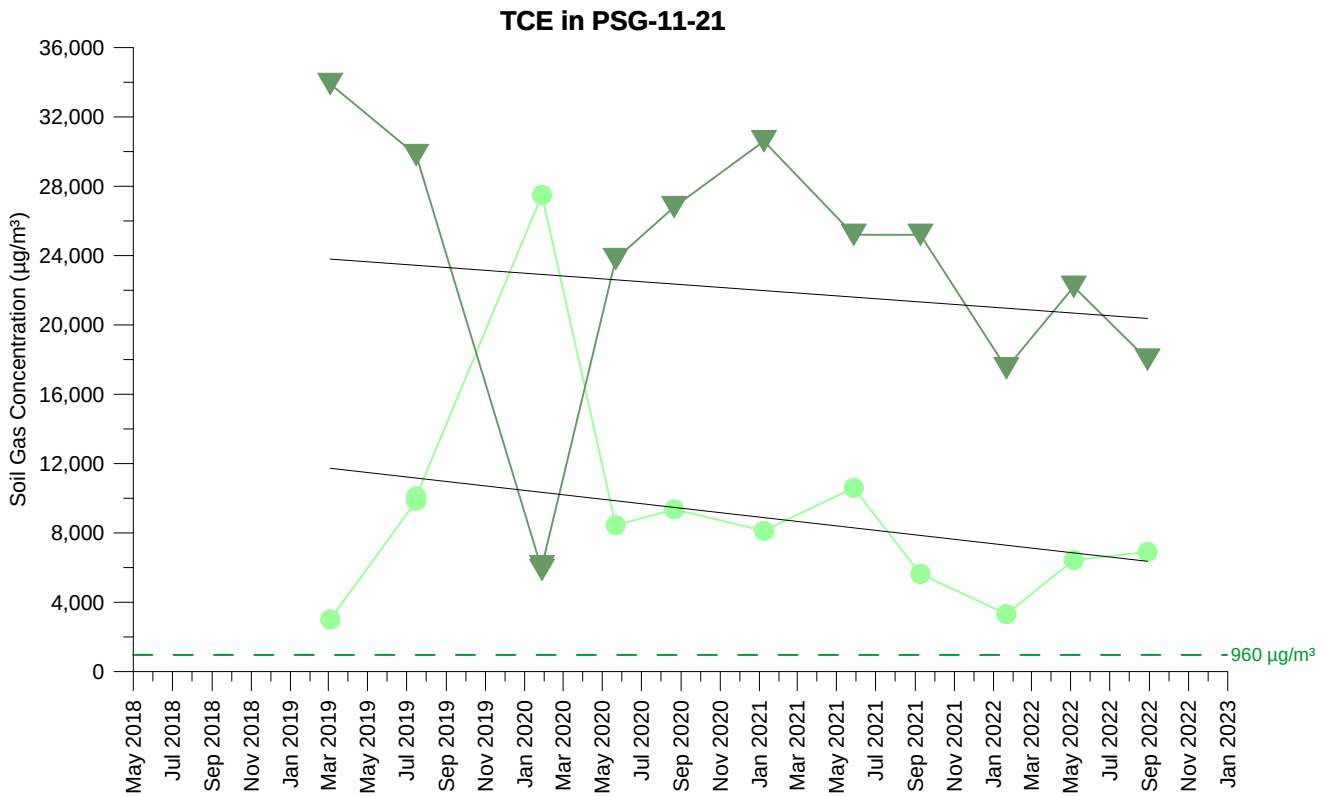

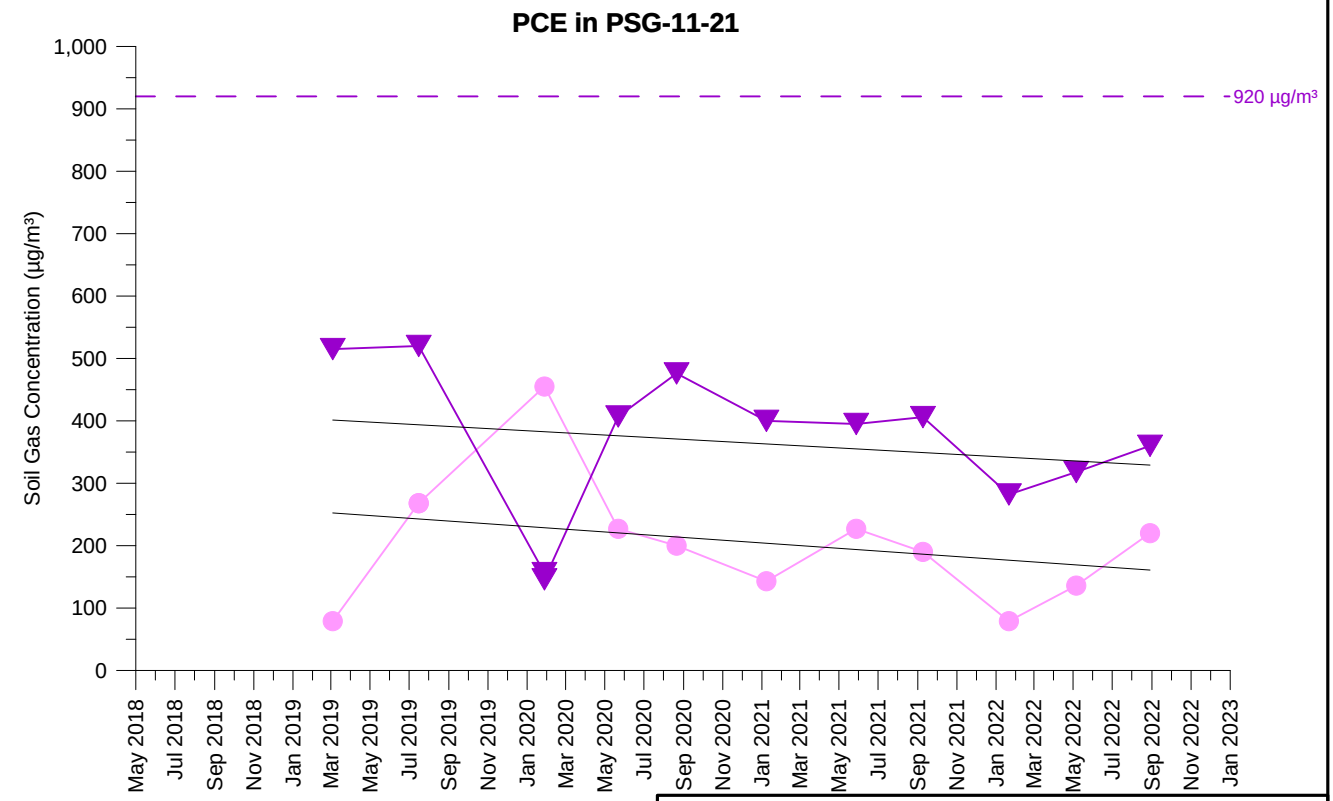

TCE Concentration (5 feet)
TCE Concentration (15 feet)
PCE Concentration (5 feet)
PCE Concentration (15 feet)

Open symbol denotes non-detect value

PSG-11-21
TCE AND PCE SOIL GAS CONCENTRATIONS OVER TIME
PARCEL 11
Former Ford Aeronutronic Property
Newport Beach, California

wsp	By: DMO	Proj. No. 8620397107.1.1G
	Date: 2/2/2023	Figure **H-1-311**

C:\Users\dave.oshea\Wood PLC\Bay Area Graphics - Documents\FordNB\fnb\1.1H\22_1117_gr\app_H1\psg_H-1-311_PSG-11-21.grf

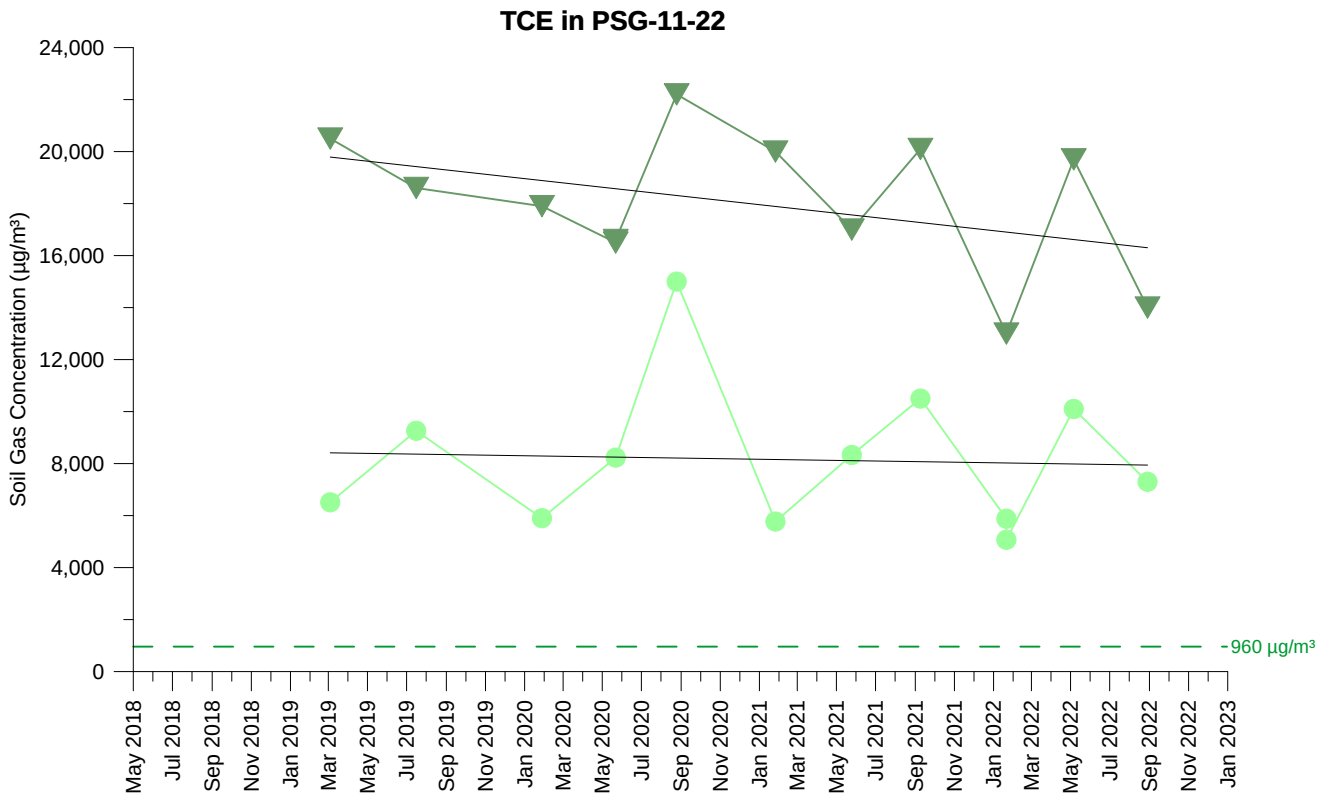

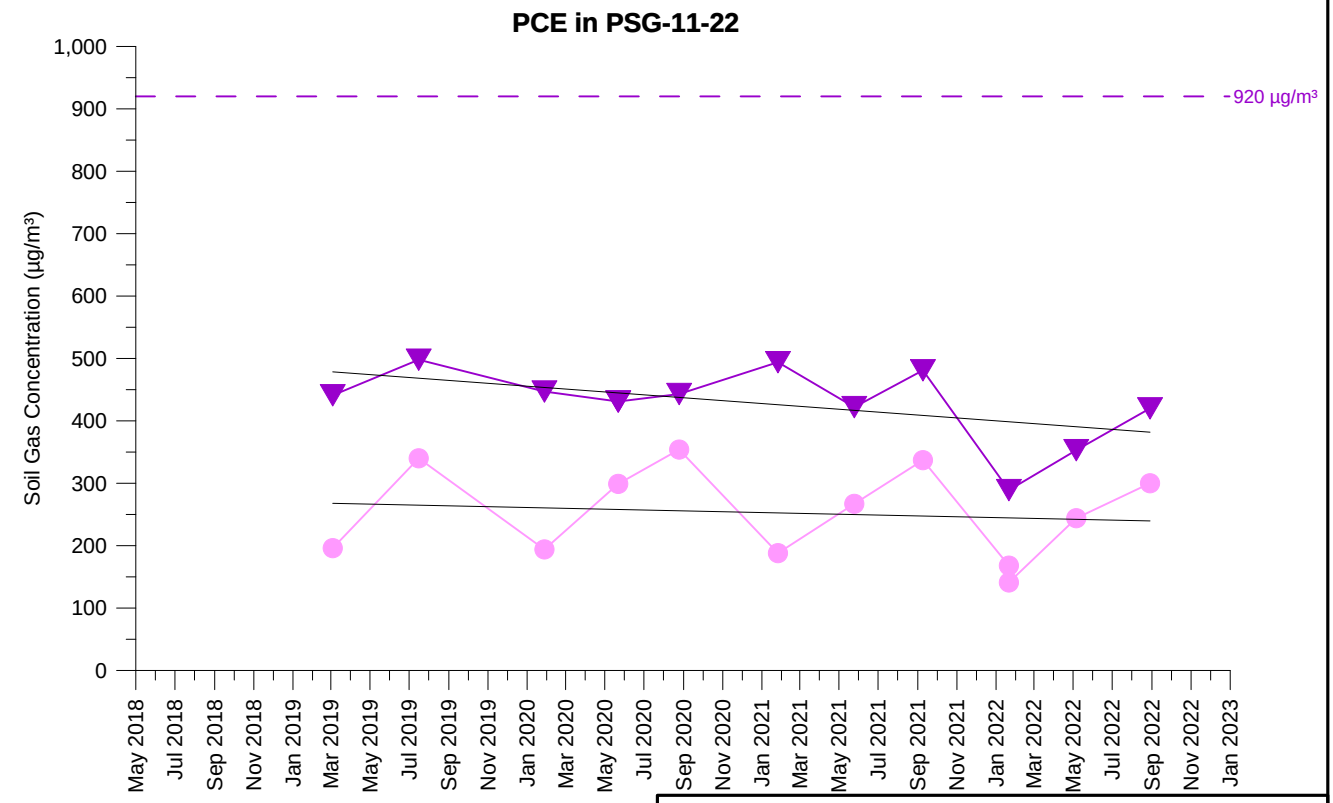

TCE Concentration (5 feet)
TCE Concentration (15 feet)
PCE Concentration (5 feet)
PCE Concentration (15 feet)

Open symbol denotes non-detect value

PSG-11-22
TCE AND PCE SOIL GAS CONCENTRATIONS OVER TIME
PARCEL 11
Former Ford Aeronutronic Property
Newport Beach, California

wsp	By: DMO	Proj. No. 8620397107.1.1G
	Date: 2/2/2023	Figure **H-1-312**

C:\Users\dave.oshea\Wood PLC\Bay Area Graphics - Documents\FordNB\fnb\1.1H\22_1117_gr\app_H1\psg_H-1-312_PSG-11-22.grf

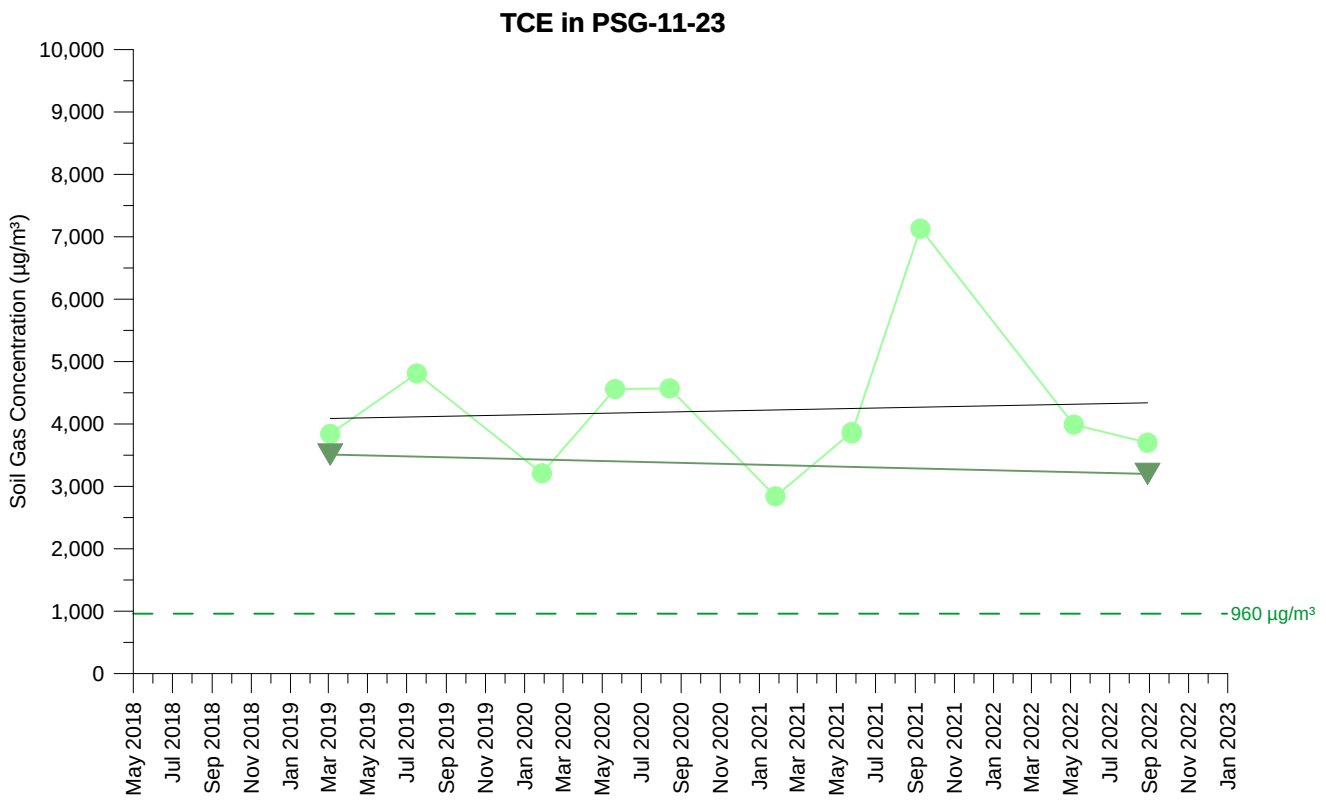

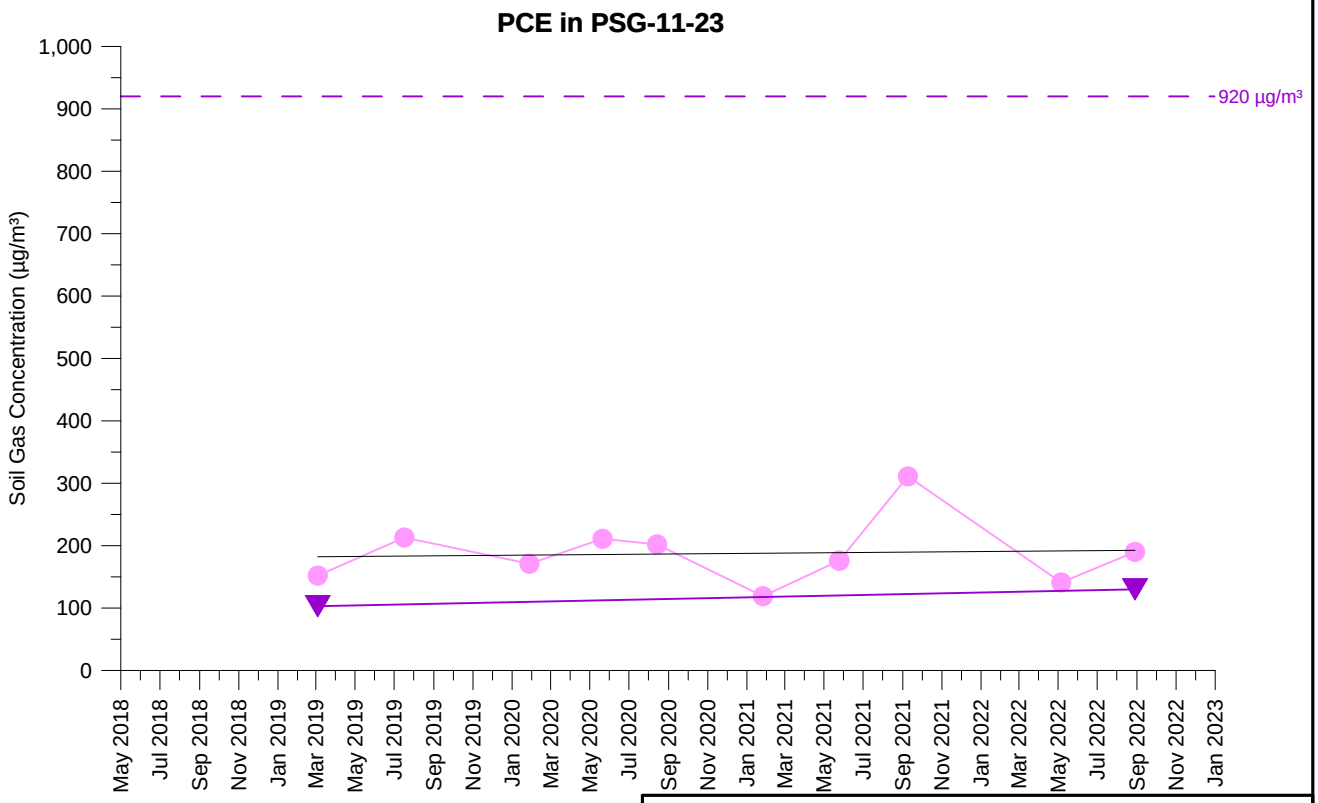

TCE Concentration (5 feet)
TCE Concentration (15 feet)
PCE Concentration (5 feet)
PCE Concentration (15 feet)

Open symbol denotes non-detect value

PSG-11-23
TCE AND PCE SOIL GAS CONCENTRATIONS OVER TIME
PARCEL 11
Former Ford Aeronutronic Property
Newport Beach, California

wsp	By: DMO	Proj. No. 8620397107.1.1G
	Date: 2/2/2023	Figure **H-1-313**

C:\Users\dave.oshea\Wood PLC\Bay Area Graphics - Documents\FordNB\fnb\1.1H\22_1117_gr\app_H1\psg_H-1-313_PSG-11-23.grf

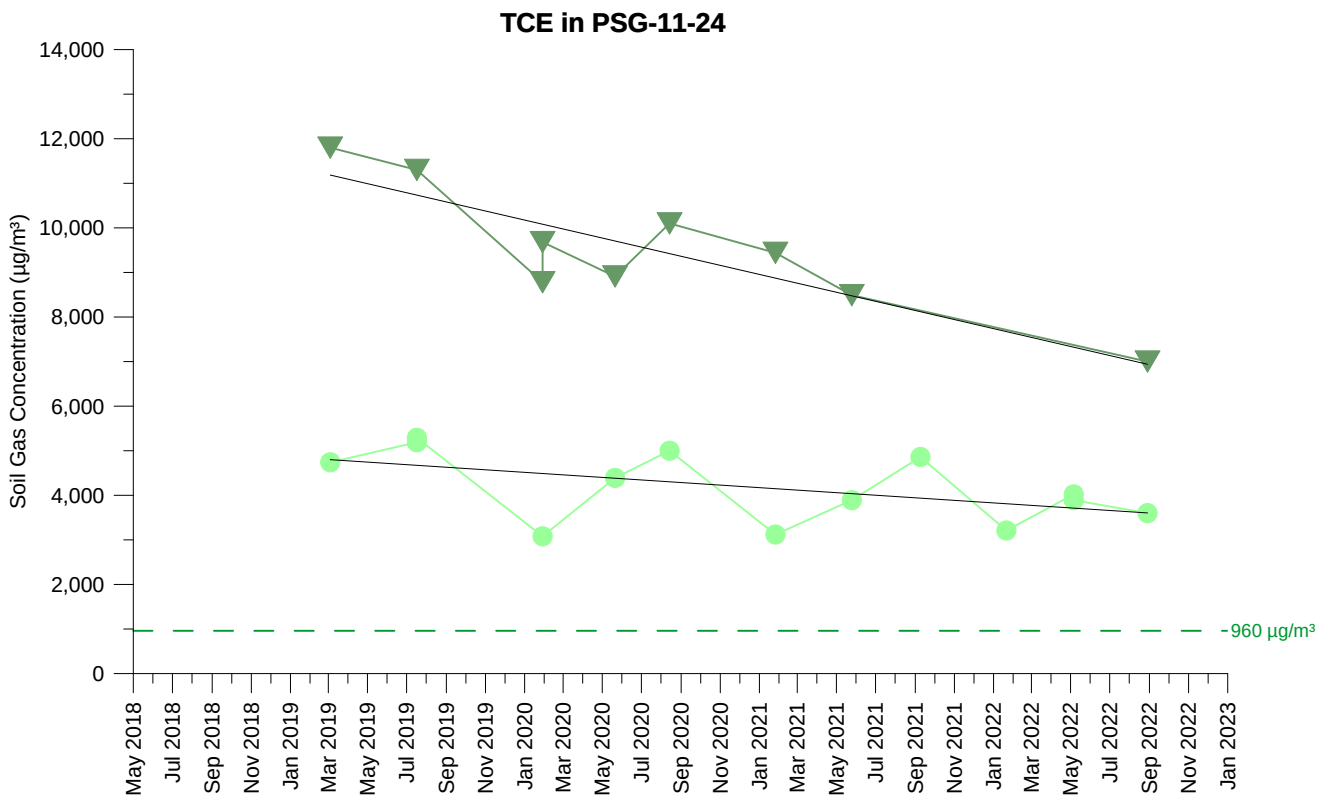

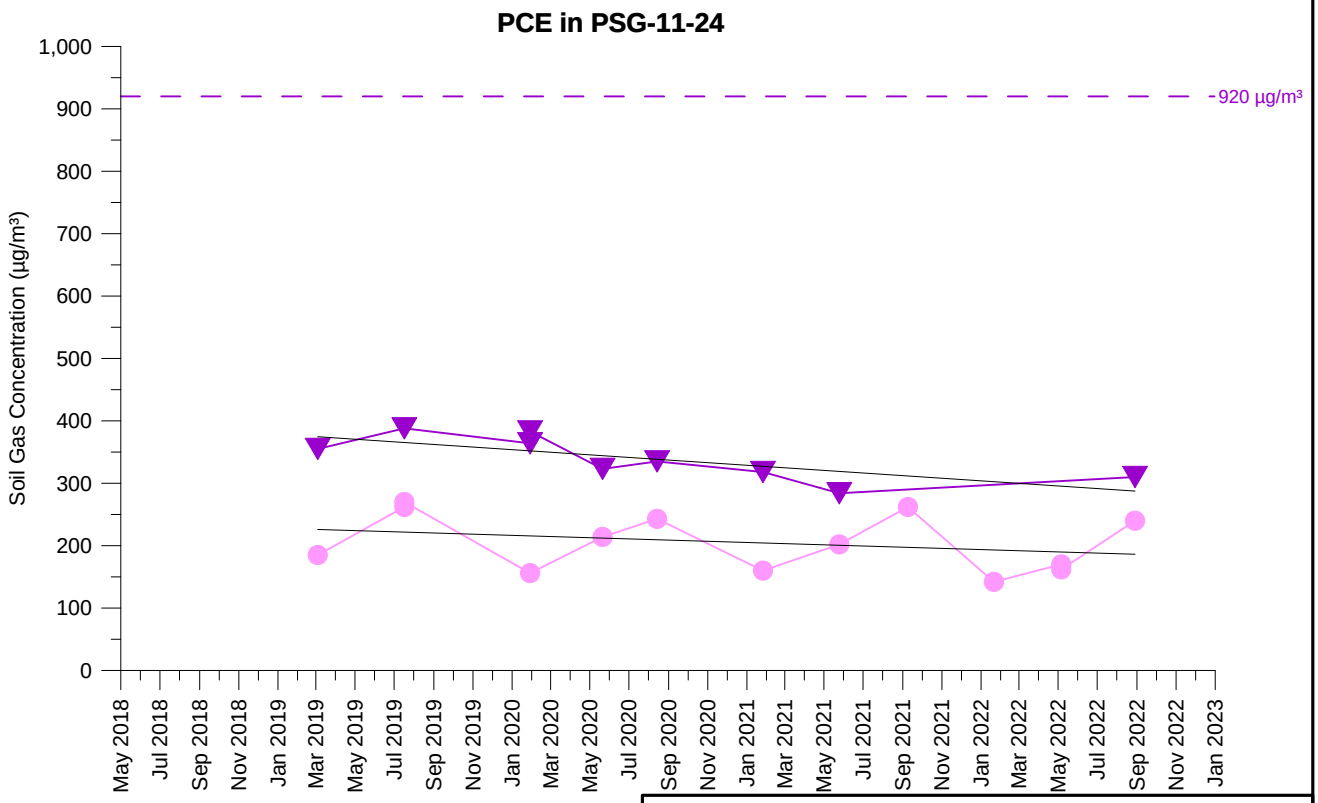

TCE Concentration (5 feet)
TCE Concentration (15 feet)
PCE Concentration (5 feet)
PCE Concentration (15 feet)

Open symbol denotes non-detect value

PSG-11-24
TCE AND PCE SOIL GAS CONCENTRATIONS OVER TIME
PARCEL 11
Former Ford Aeronutronic Property
Newport Beach, California

wsp	By: DMO	Proj. No. 8620397107.1.1G
	Date: 2/2/2023	Figure **H-1-314**

C:\Users\dave.oshea\Wood PLC\Bay Area Graphics - Documents\FordNB\fnb\1.1H\22_1117_gr\app_H1\psg_H-1-314_PSG-11-24.grf

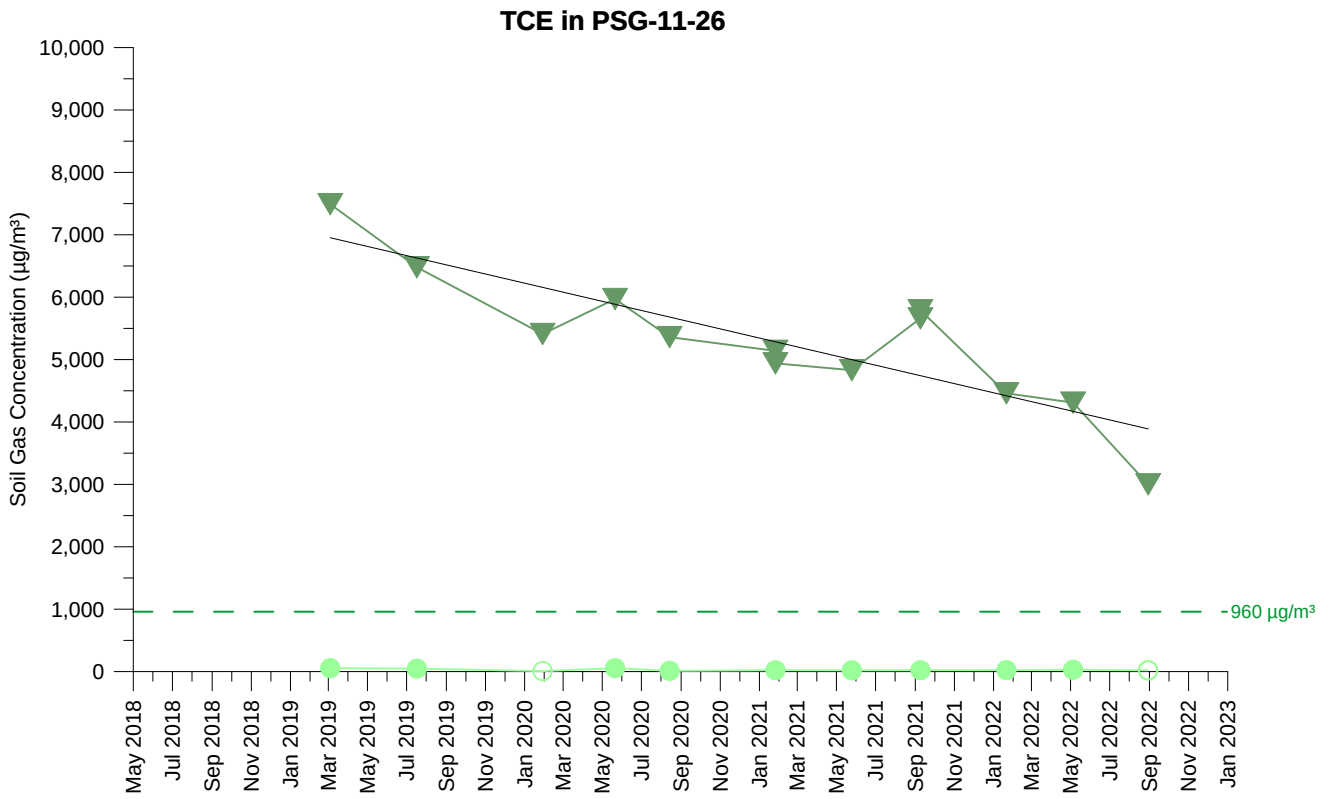

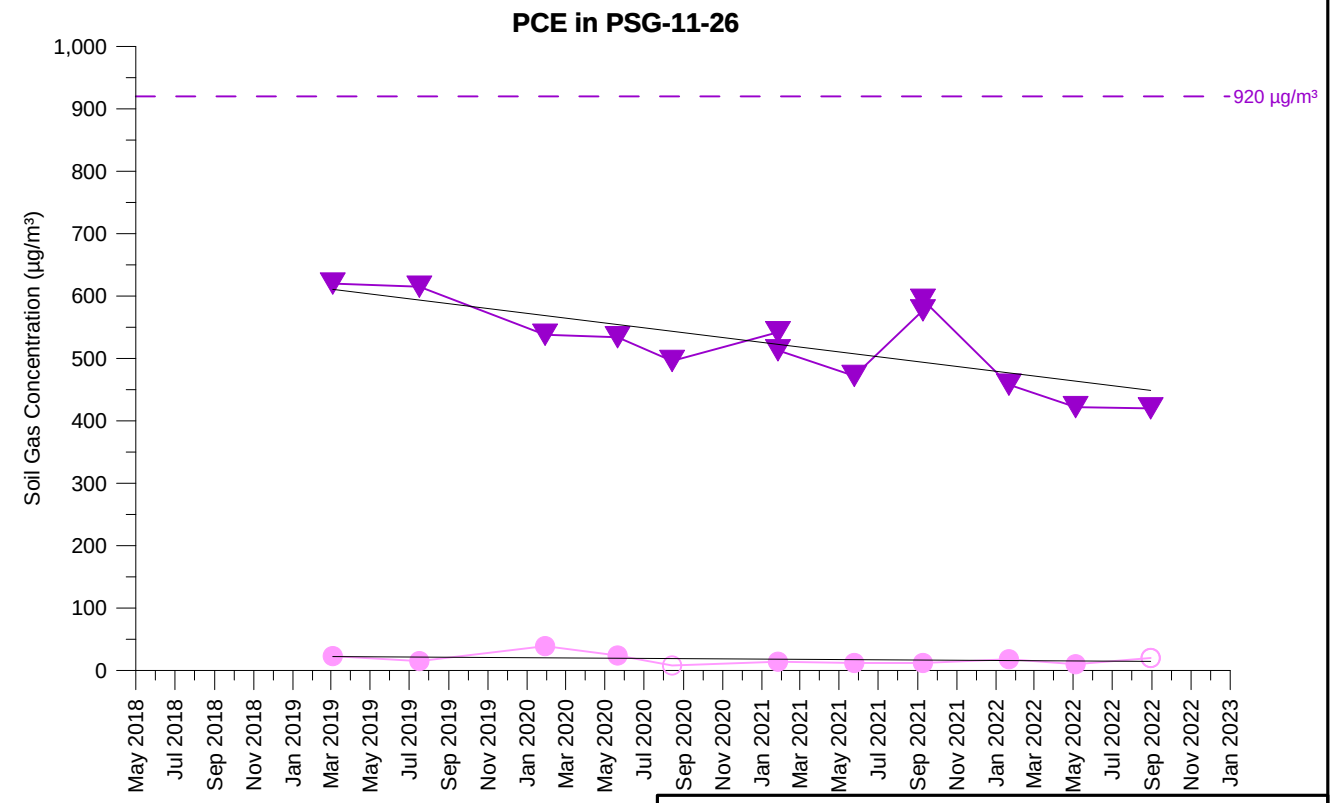

TCE Concentration (5 feet)
TCE Concentration (15 feet)
PCE Concentration (5 feet)
PCE Concentration (15 feet)

Open symbol denotes non-detect value

PSG-11-26
TCE AND PCE SOIL GAS CONCENTRATIONS OVER TIME
PARCEL 11
Former Ford Aeronutronic Property
Newport Beach, California

wsp	By: DMO	Proj. No. 8620397107.1.1G
	Date: 2/2/2023	Figure **H-1-315**

C:\Users\dave.oshea\Wood PLC\Bay Area Graphics - Documents\FordNB\fnb\1.1H\22_1117_gr\app_H1\psg_H-1-315_PSG-11-26.grf

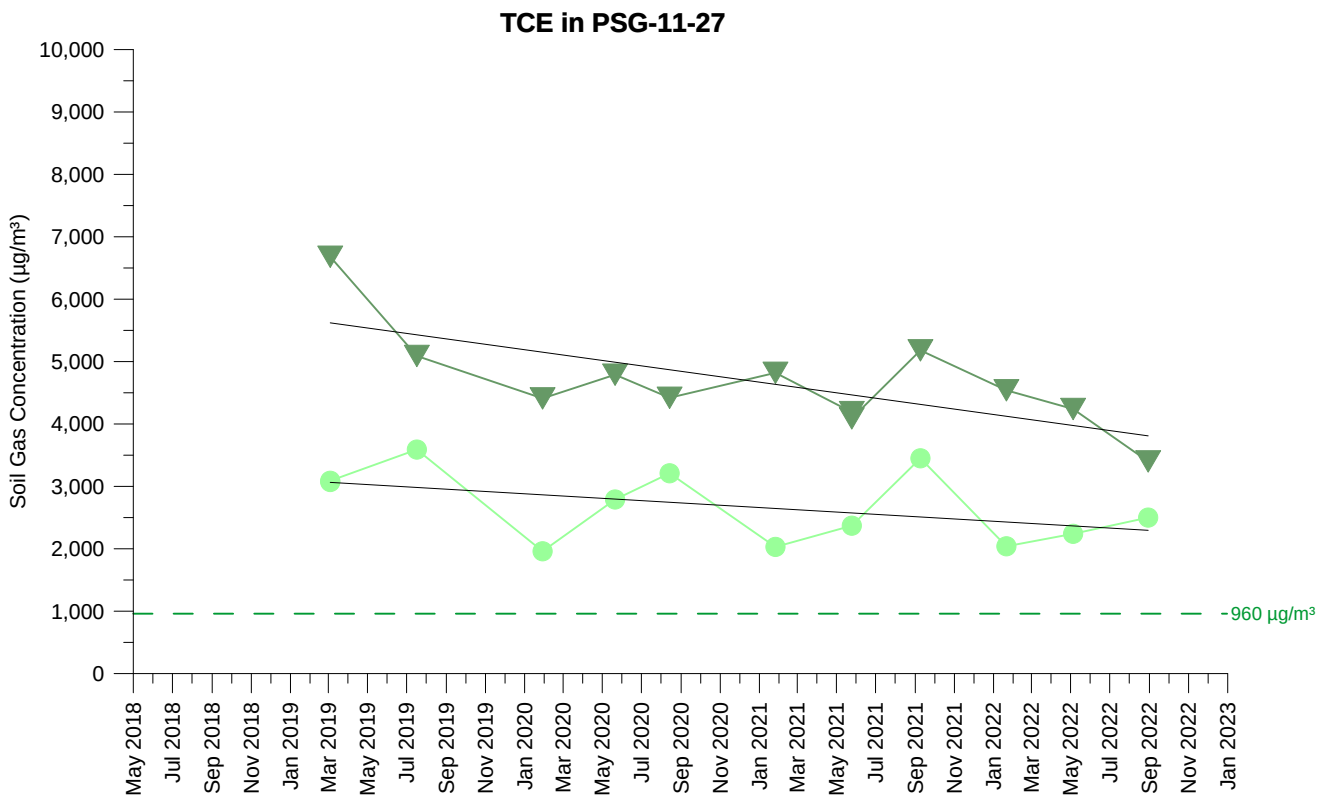

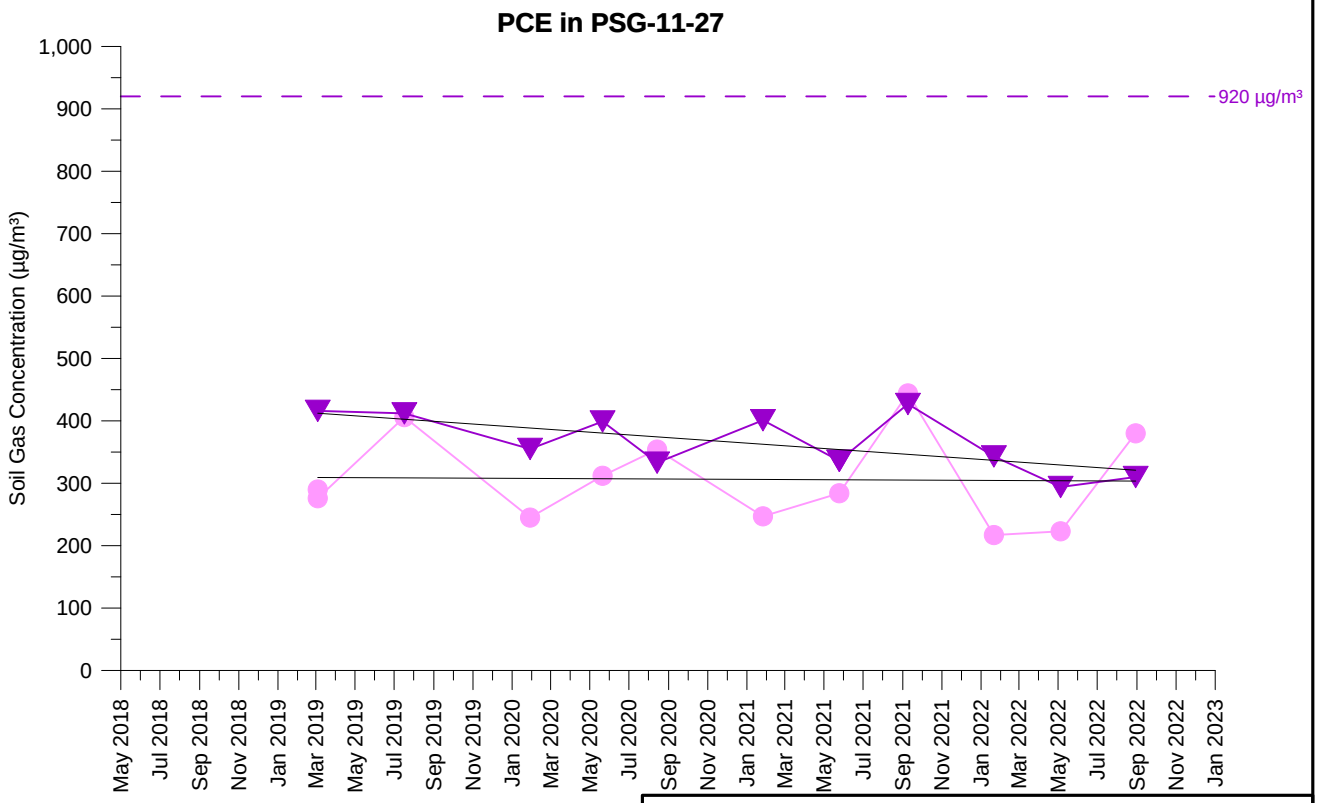

TCE Concentration (5 feet)
TCE Concentration (15 feet)
PCE Concentration (5 feet)
PCE Concentration (15 feet)

Open symbol denotes non-detect value

PSG-11-27
TCE AND PCE SOIL GAS CONCENTRATIONS OVER TIME
PARCEL 11
Former Ford Aeronutronic Property
Newport Beach, California

wsp	By: DMO	Proj. No. 8620397107.1.1G
	Date: 2/2/2023	Figure **H-1-316**

C:\Users\dave.oshea\Wood PLC\Bay Area Graphics - Documents\FordNB\fnb\1.1H\22_1117_gr\app_H1\psg_H-1-316_PSG-11-27.grf

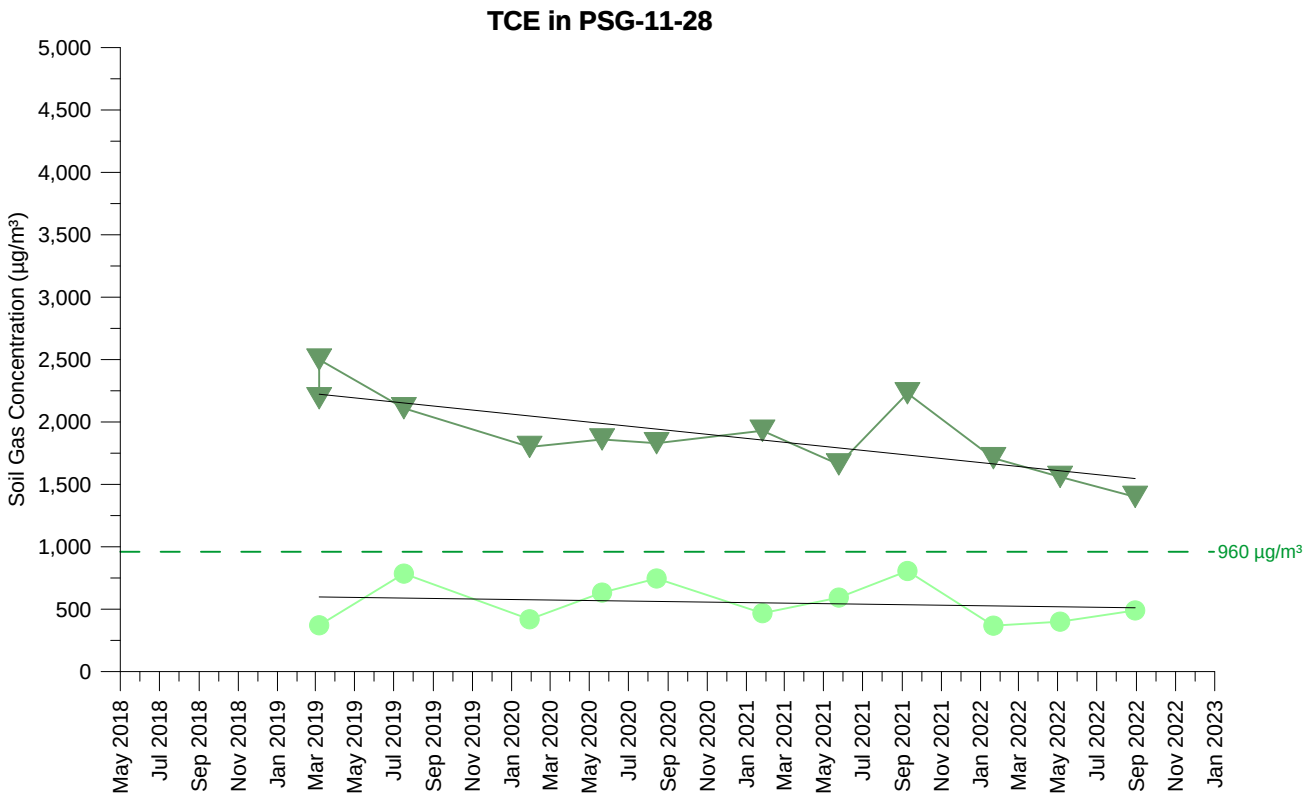

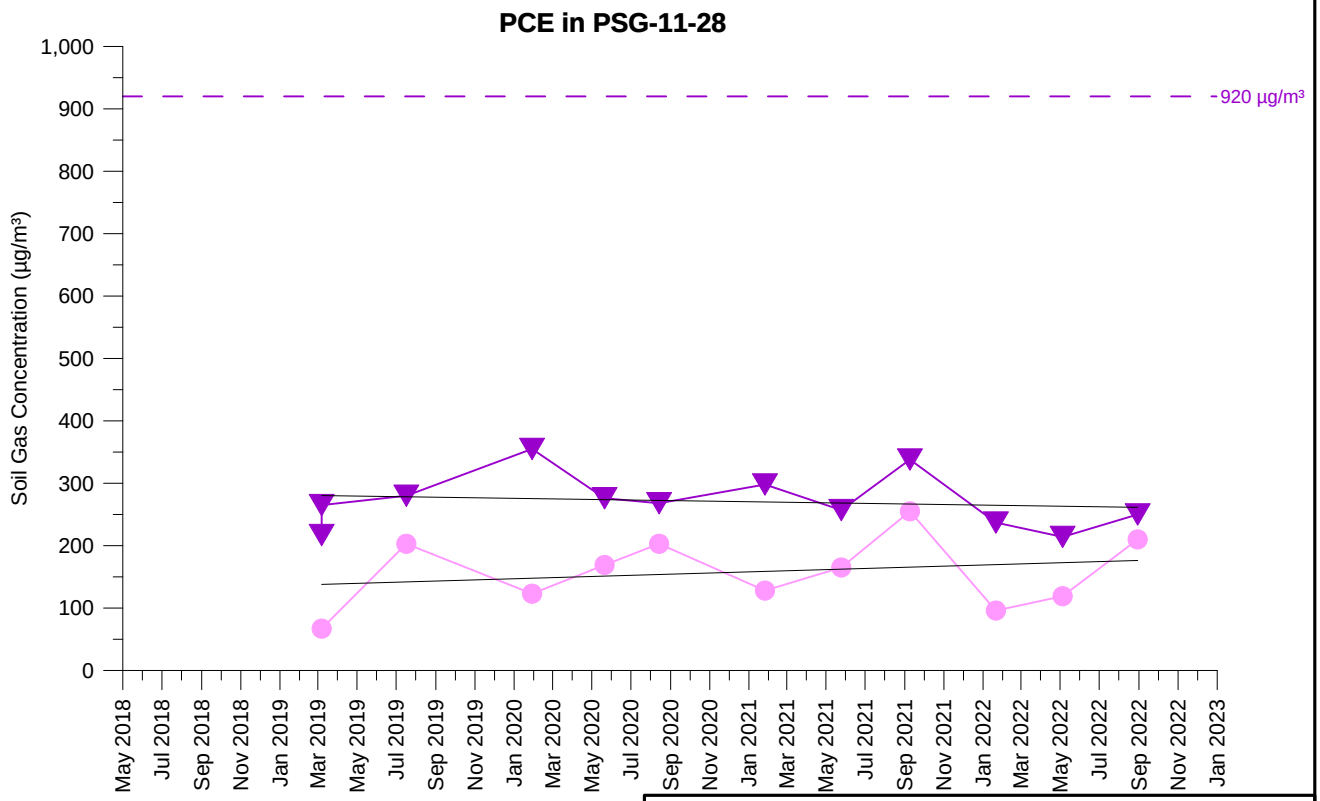

TCE Concentration (5 feet)
TCE Concentration (15 feet)
PCE Concentration (5 feet)
PCE Concentration (15 feet)

Open symbol denotes non-detect value

PSG-11-28
TCE AND PCE SOIL GAS CONCENTRATIONS OVER TIME
PARCEL 11
Former Ford Aeronutronic Property
Newport Beach, California

wsp	By: DMO	Proj. No. 8620397107.1.1G
	Date: 2/2/2023	Figure **H-1-317**

C:\Users\dave.oshea\Wood PLC\Bay Area Graphics - Documents\FordNB\fnb\1.1H\22_1117_gr\app_H1\psg_H-1-317_PSG-11-28.grf

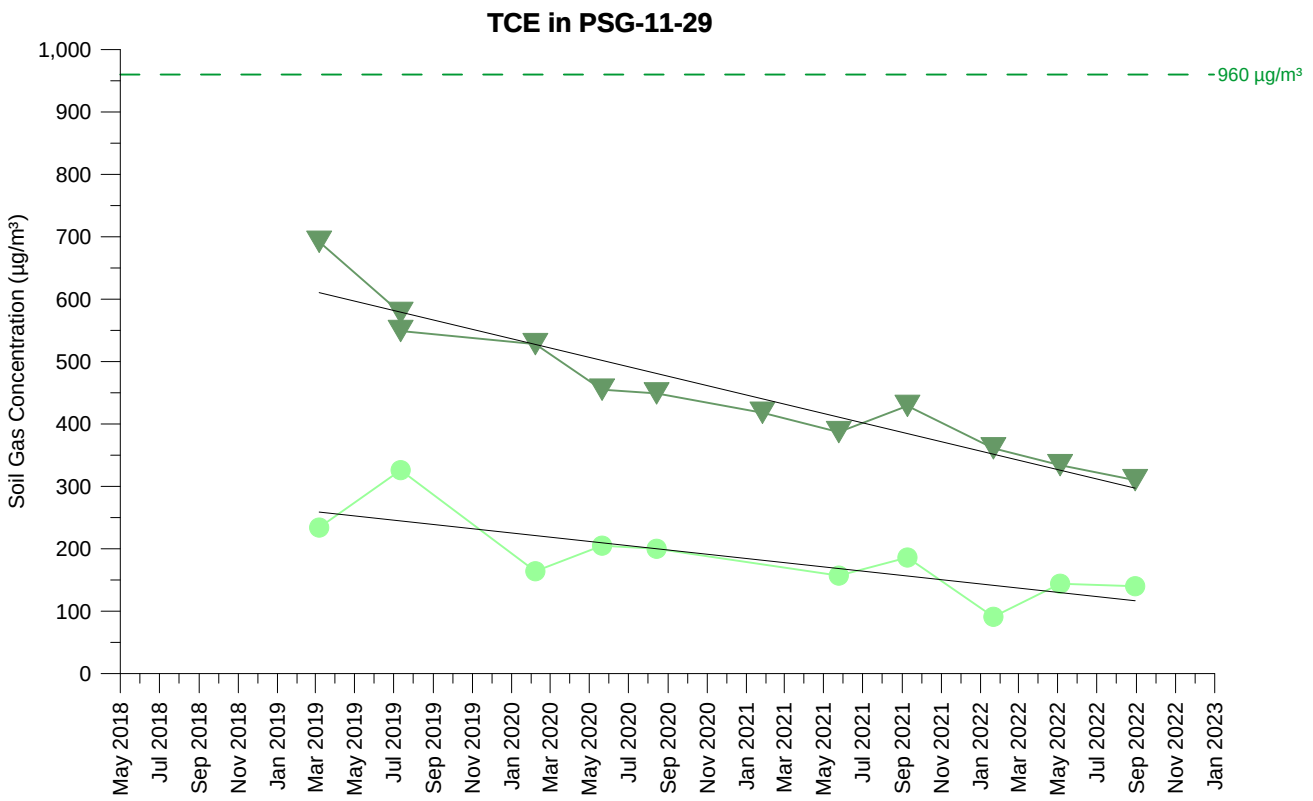

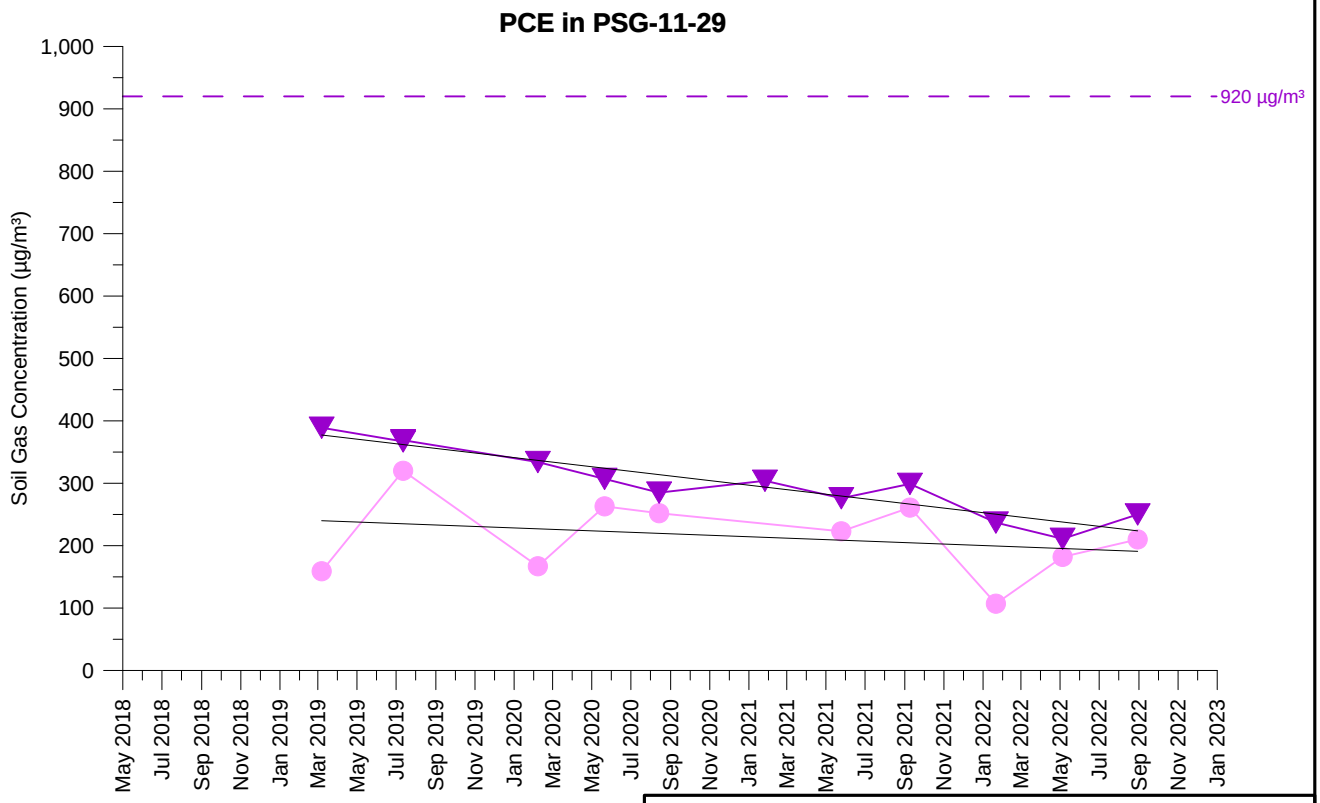

TCE Concentration (5 feet)
TCE Concentration (15 feet)
PCE Concentration (5 feet)
PCE Concentration (15 feet)

Open symbol denotes non-detect value

PSG-11-29
TCE AND PCE SOIL GAS CONCENTRATIONS OVER TIME
PARCEL 11
Former Ford Aeronutronic Property
Newport Beach, California

wsp	By: DMO	Proj. No. 8620397107.1.1G
	Date: 2/2/2023	Figure **H-1-318**

C:\Users\dave.oshea\Wood PLC\Bay Area Graphics - Documents\FordNB\fnb\1.1H\22_1117_gr\app_H1\psg_H-1-318_PSG-11-29.grf

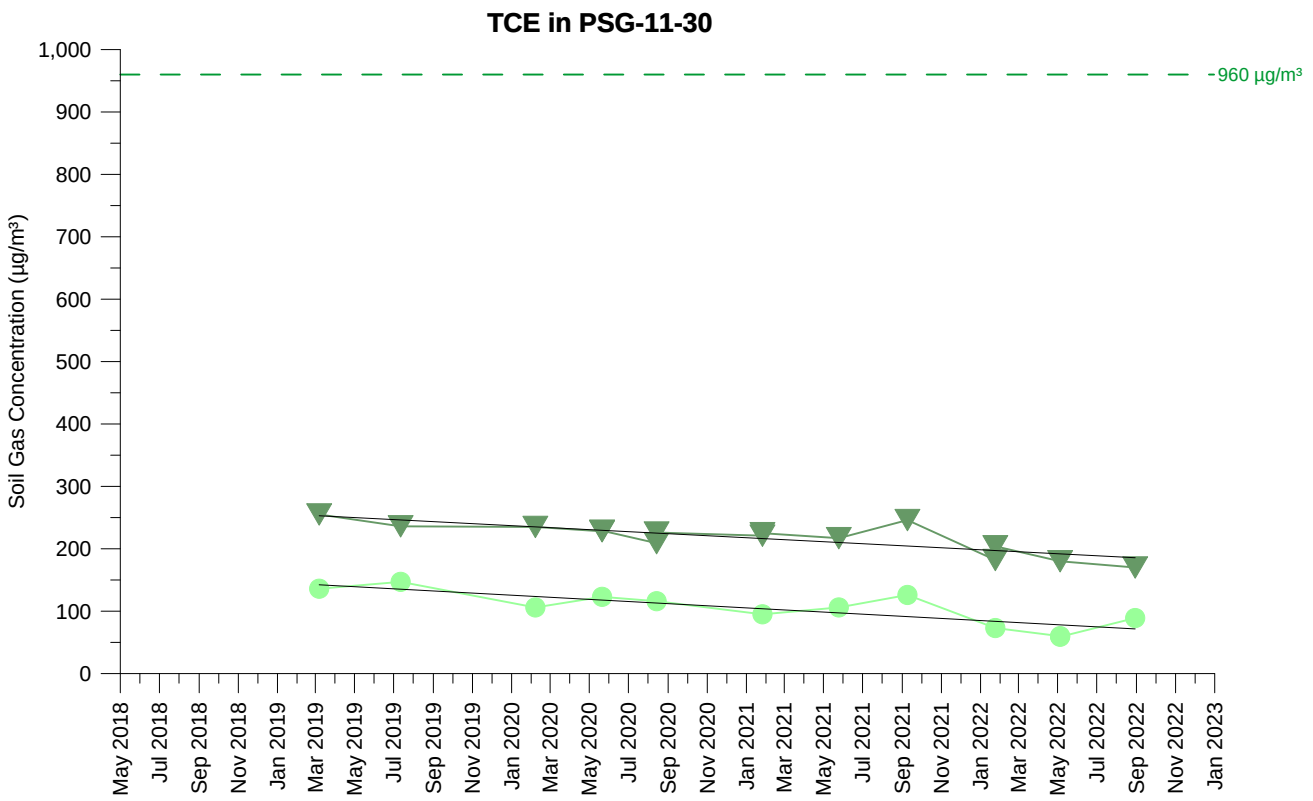

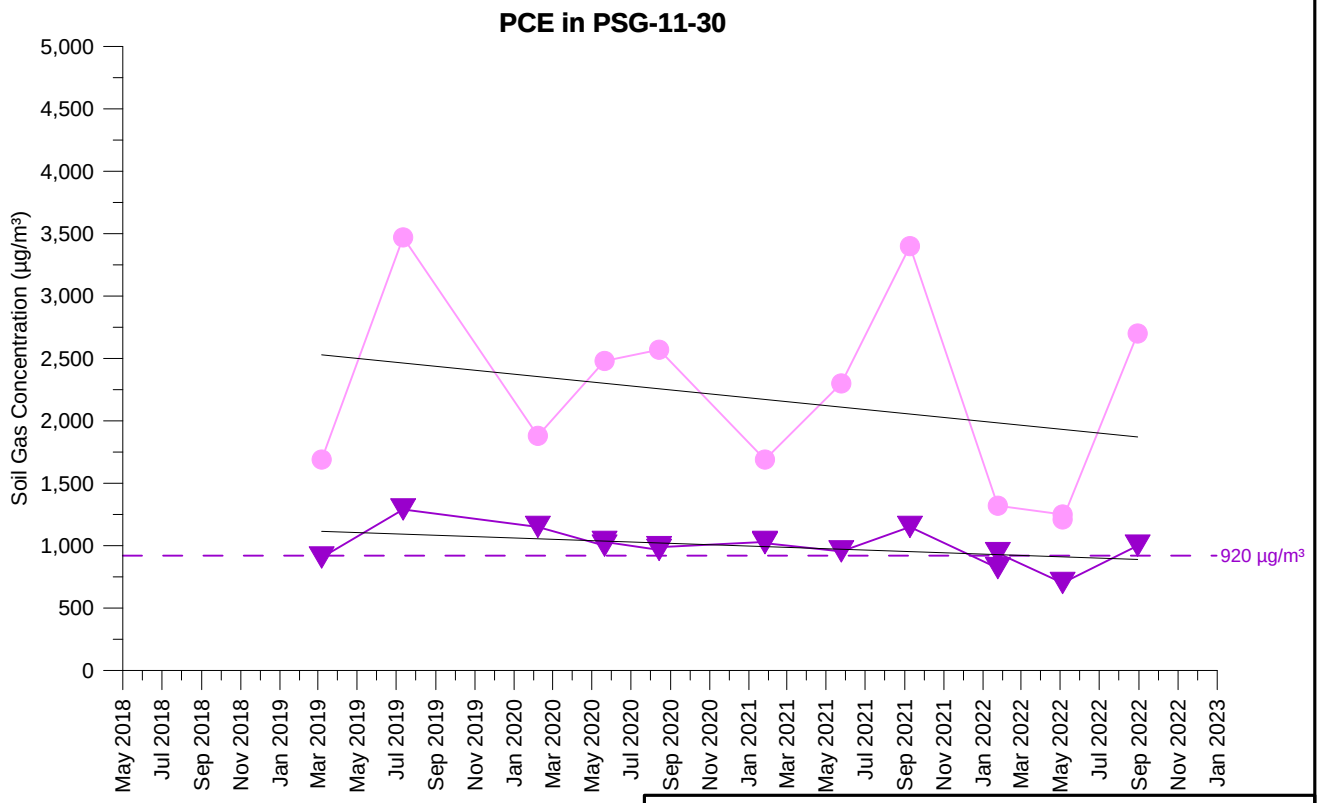

TCE Concentration (5 feet)
TCE Concentration (15 feet)
PCE Concentration (5 feet)
PCE Concentration (15 feet)

Open symbol denotes non-detect value

PSG-11-30
TCE AND PCE SOIL GAS CONCENTRATIONS OVER TIME
PARCEL 11
Former Ford Aeronutronic Property
Newport Beach, California

wsp	By: DMO	Proj. No. 8620397107.1.1G
	Date: 2/2/2023	Figure **H-1-319**

C:\Users\dave.oshea\Wood PLC\Bay Area Graphics - Documents\FordNB\fnb\1.1H\22_1117_gr\app_H1\psg_H-1-319_PSG-11-30.grf

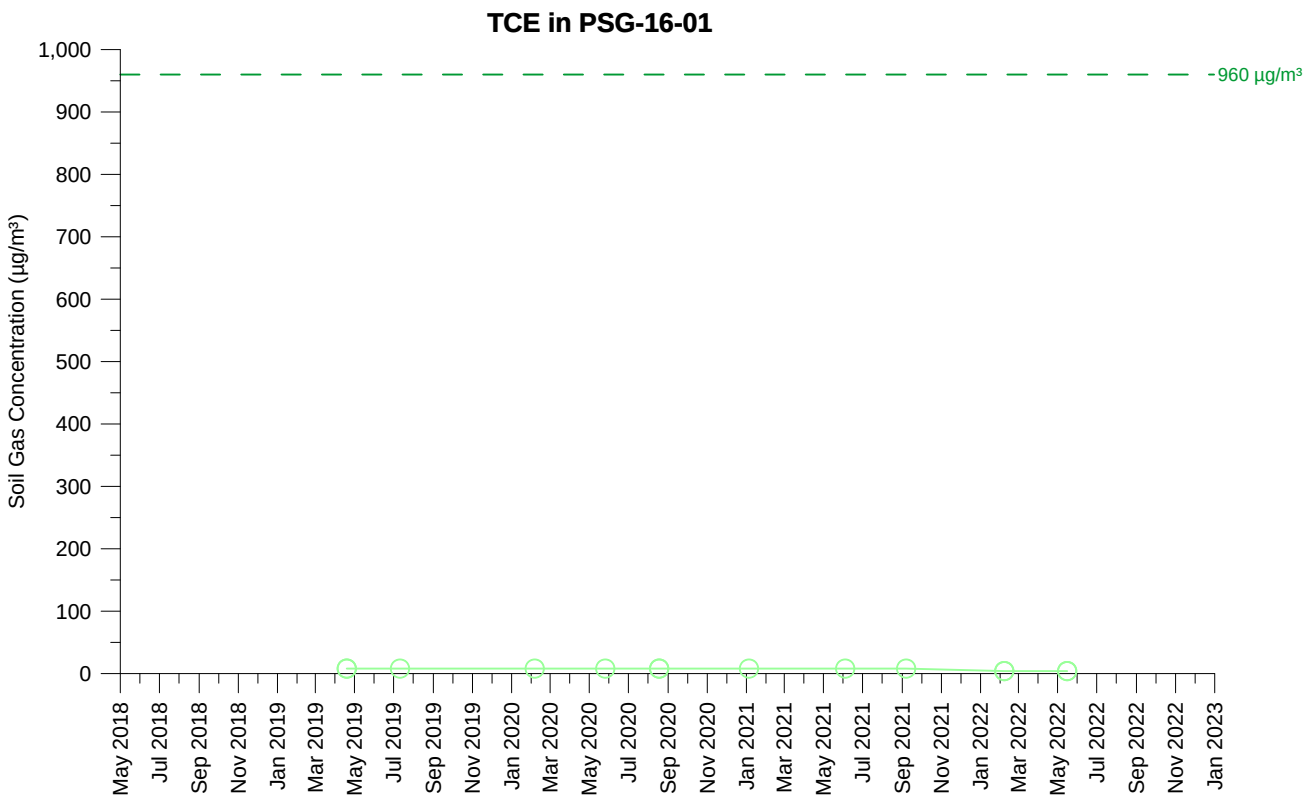

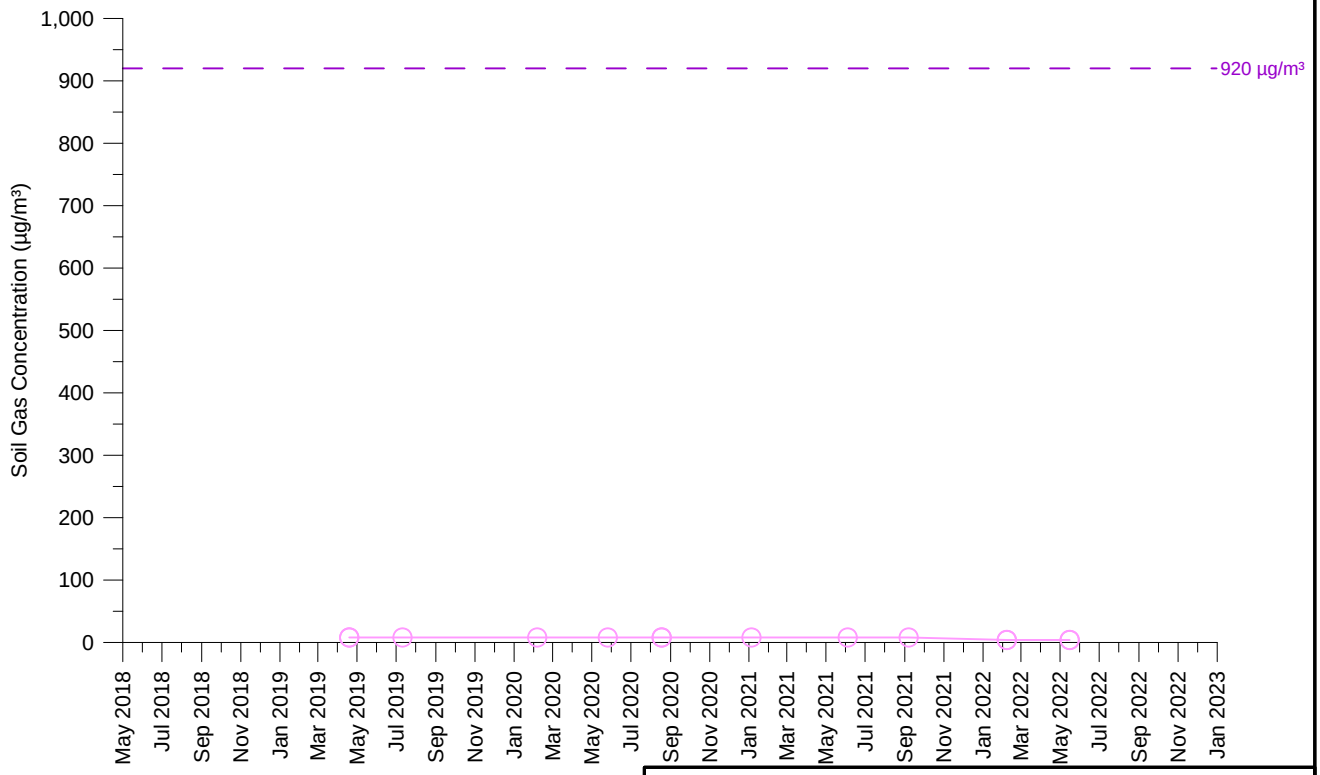

TCE Concentration (5.5 feet)

PCE Concentration (5.5 feet)

Open symbol denotes non-detect value

PSG-16-01
TCE AND PCE SOIL GAS CONCENTRATIONS OVER TIME
PARCEL 16
Former Ford Aeronutronic Property
Newport Beach, California

wsp	By: DMO	Proj. No. 8620397107.1.1G
	Date: 2/2/2023	Figure **H-1-320**

C:\Users\dave.oshea\Wood PLC\Bay Area Graphics - Documents\FordNB\fnb\1.1H\22_1117_gr\app_H1\psg_H-1-320_PSG-16-01.grf

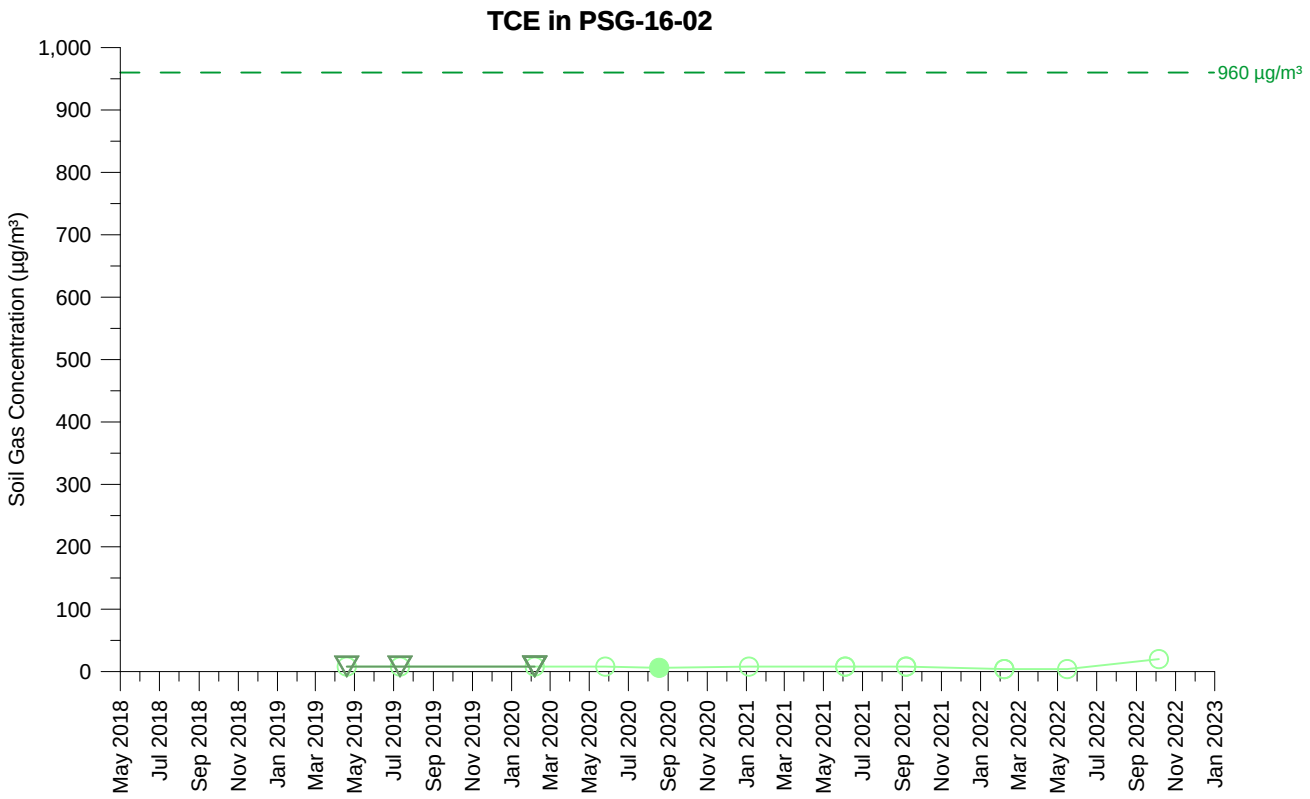

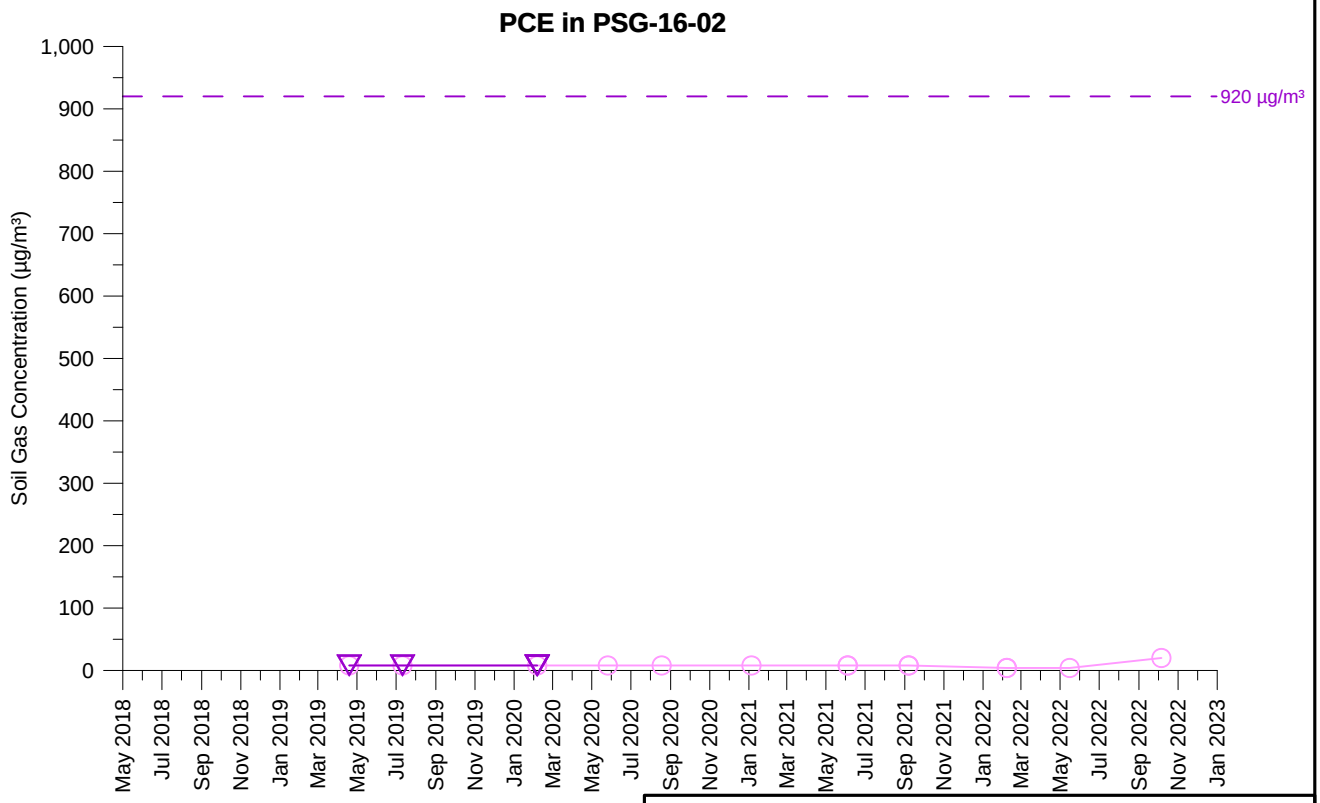

TCE Concentration (5 feet)
TCE Concentration (15 feet)
PCE Concentration (5 feet)
PCE Concentration (15 feet)

Open symbol denotes non-detect value

PSG-16-02
TCE AND PCE SOIL GAS CONCENTRATIONS OVER TIME
PARCEL 16
Former Ford Aeronutronic Property
Newport Beach, California

wsp	By: DMO	Proj. No. 8620397107.1.1G
	Date: 2/2/2023	Figure **H-1-321**

C:\Users\dave.oshea\Wood PLC\Bay Area Graphics - Documents\FordNB\fnb\1.1H\22_1117_gr\app_H1\psg_H-1-321_PSG-16-02.grf

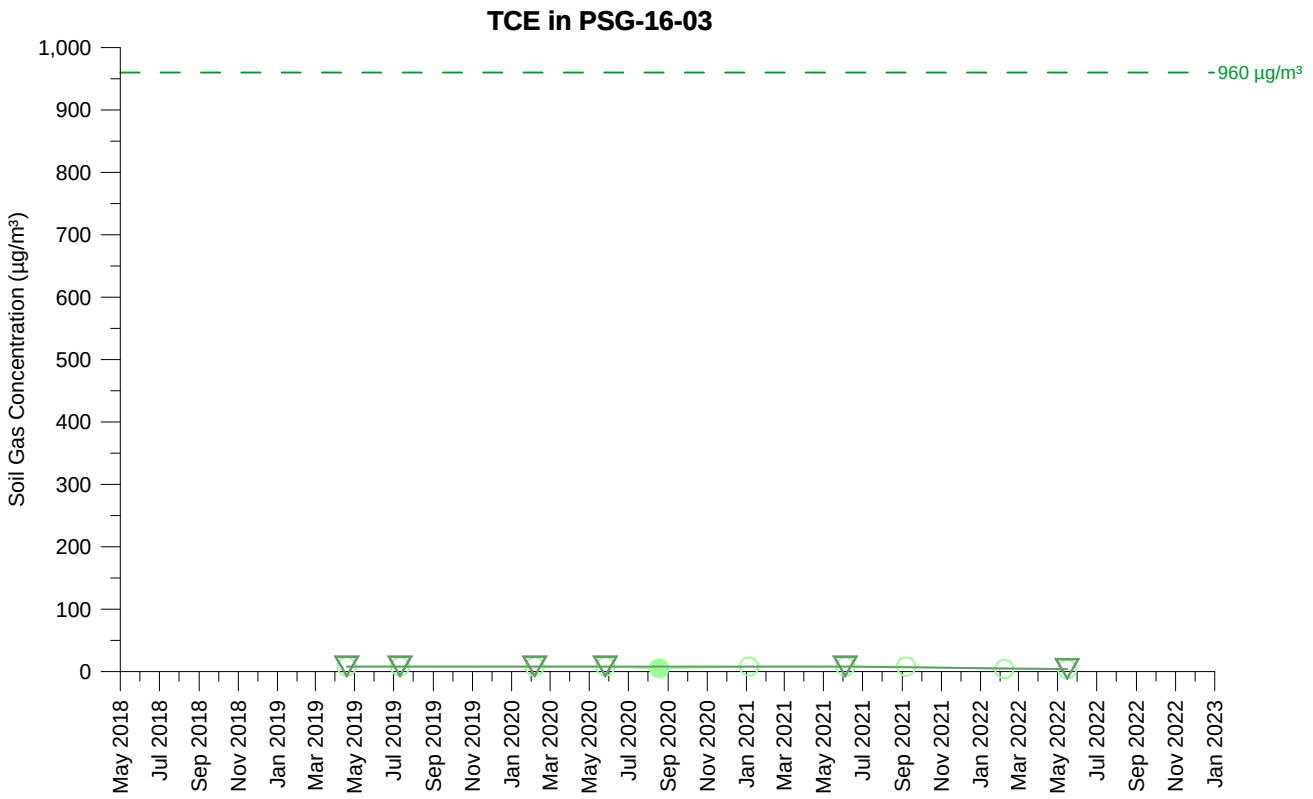

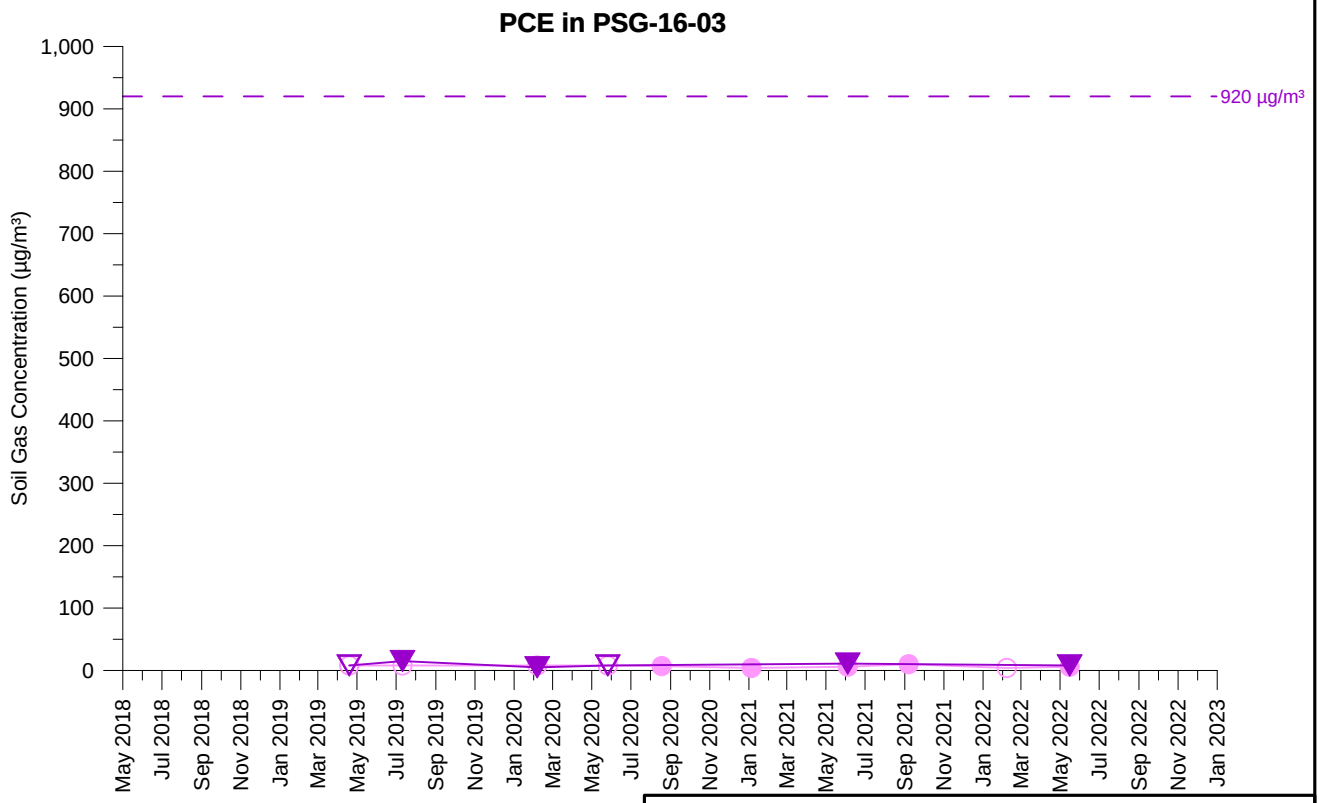

TCE Concentration (5 feet)
TCE Concentration (15 feet)
PCE Concentration (5 feet)
PCE Concentration (15 feet)

Open symbol denotes non-detect value

PSG-16-03
TCE AND PCE SOIL GAS CONCENTRATIONS OVER TIME
PARCEL 16
Former Ford Aeronutronic Property
Newport Beach, California

wsp	By: DMO	Proj. No. 8620397107.1.1G
	Date: 2/2/2023	Figure **H-1-322**

C:\Users\dave.oshea\Wood PLC\Bay Area Graphics - Documents\FordNB\fnb\1.1H\22_1117_gr\app_H1\psg_H-1-322_PSG-16-03.grf

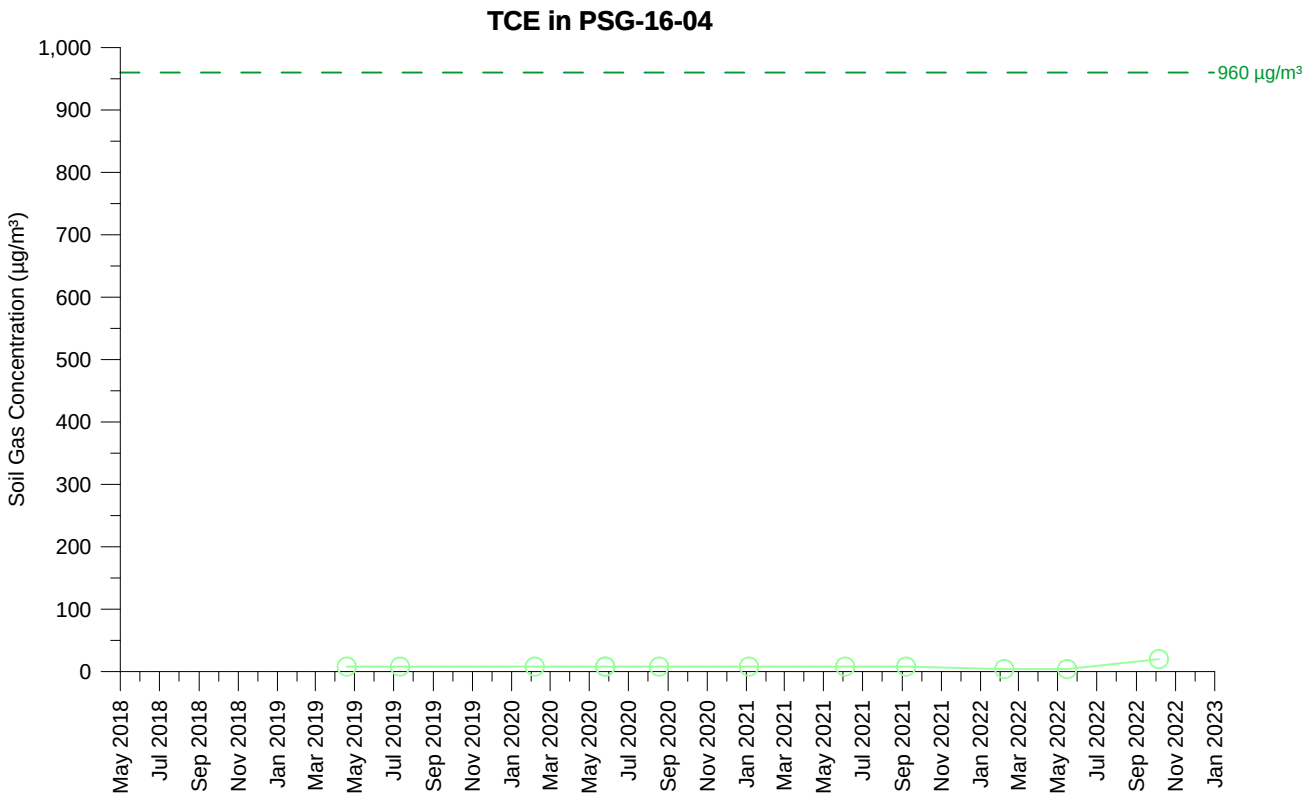

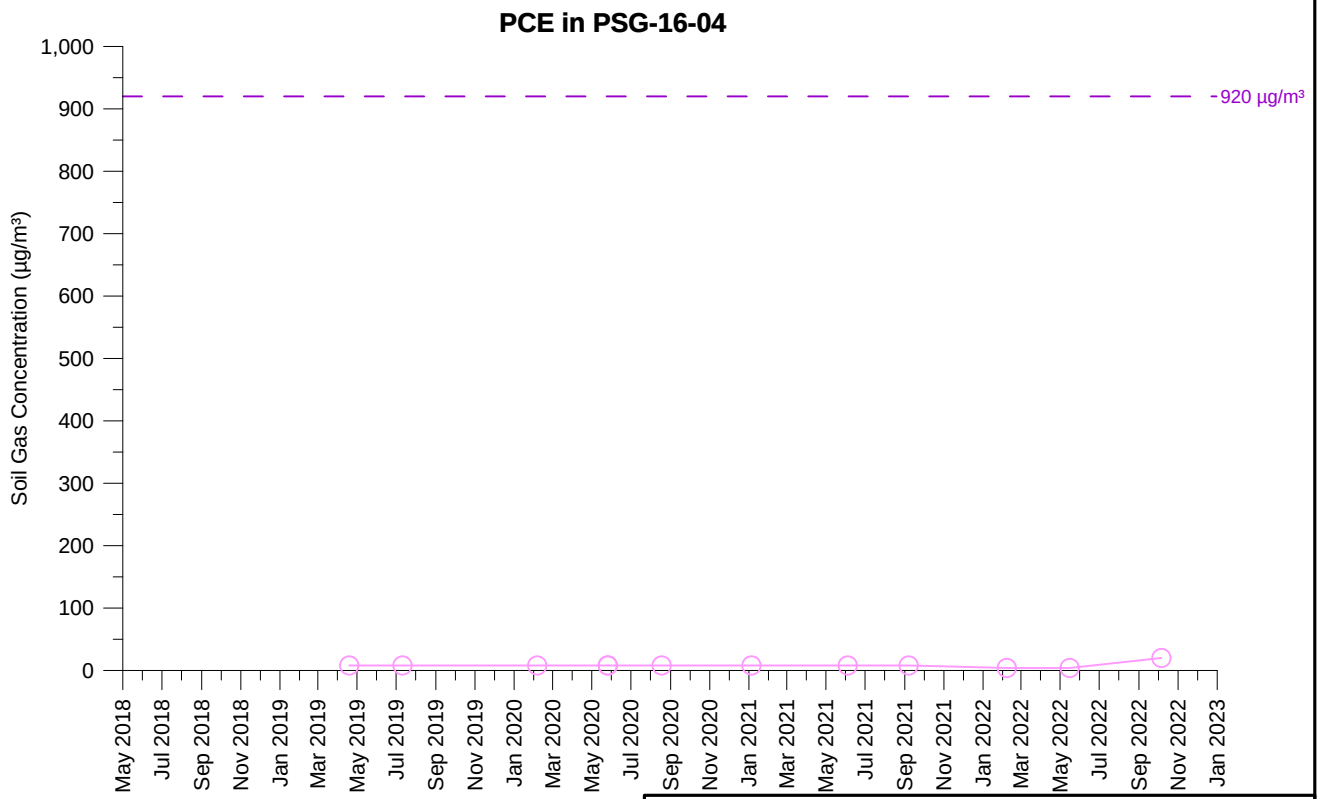

TCE Concentration (5 feet)

PCE Concentration (5 feet)

Open symbol denotes non-detect value

PSG-16-04
TCE AND PCE SOIL GAS CONCENTRATIONS OVER TIME
PARCEL 16
Former Ford Aeronutronic Property
Newport Beach, California

wsp	By: DMO	Proj. No. 8620397107.1.1G
	Date: 2/2/2023	Figure **H-1-323**

C:\Users\dave.oshea\Wood PLC\Bay Area Graphics - Documents\FordNB\fnb\1.1H\22_1117_gr\app_H1\psg_H-1-323_PSG-16-04.grf

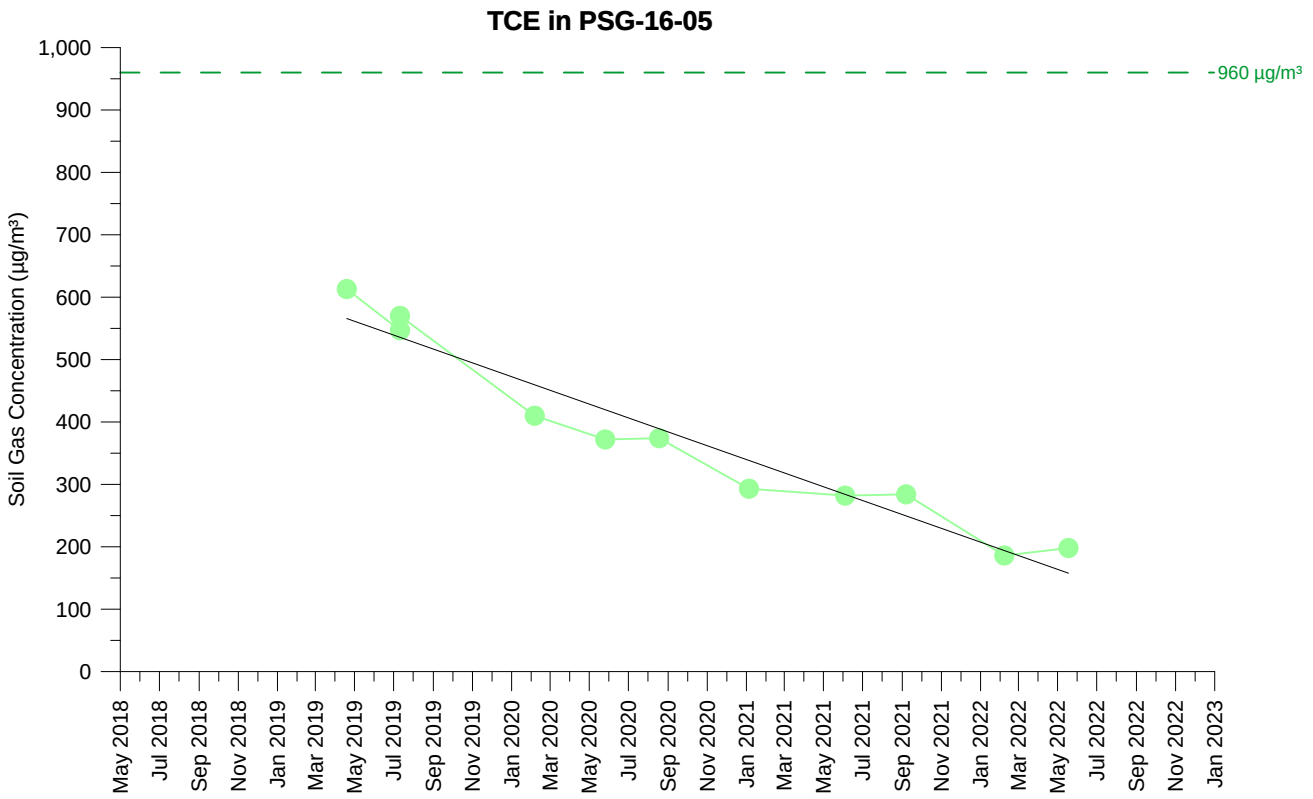

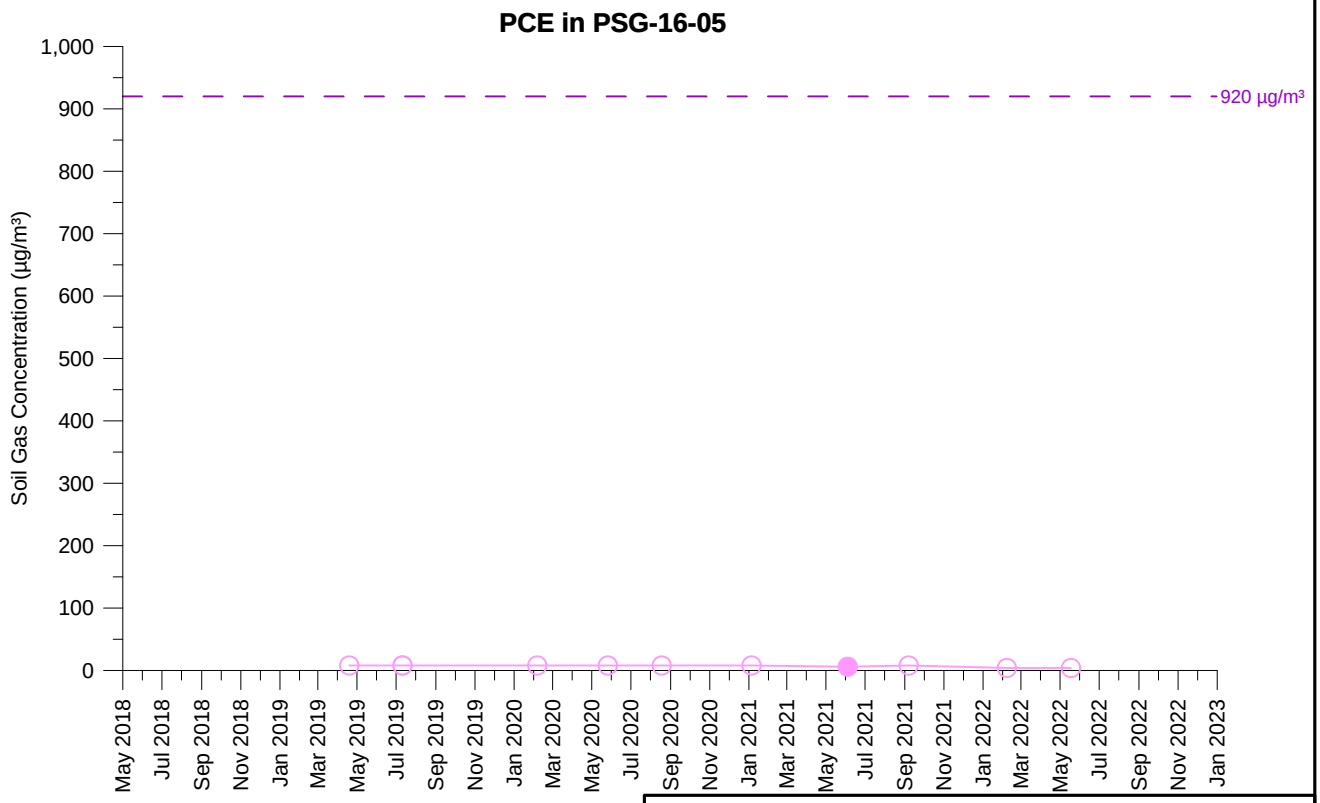

TCE Concentration (5 feet)

PCE Concentration (5 feet)

Open symbol denotes non-detect value

PSG-16-05
TCE AND PCE SOIL GAS CONCENTRATIONS OVER TIME
PARCEL 16
Former Ford Aeronutronic Property
Newport Beach, California

wsp	By: DMO	Proj. No. 8620397107.1.1G
	Date: 2/2/2023	Figure **H-1-324**

C:\Users\dave.oshea\Wood PLC\Bay Area Graphics - Documents\FordNB\fnb\1.1H\22_1117_gr\app_H1\psg_H-1-324_PSG-16-05.grf

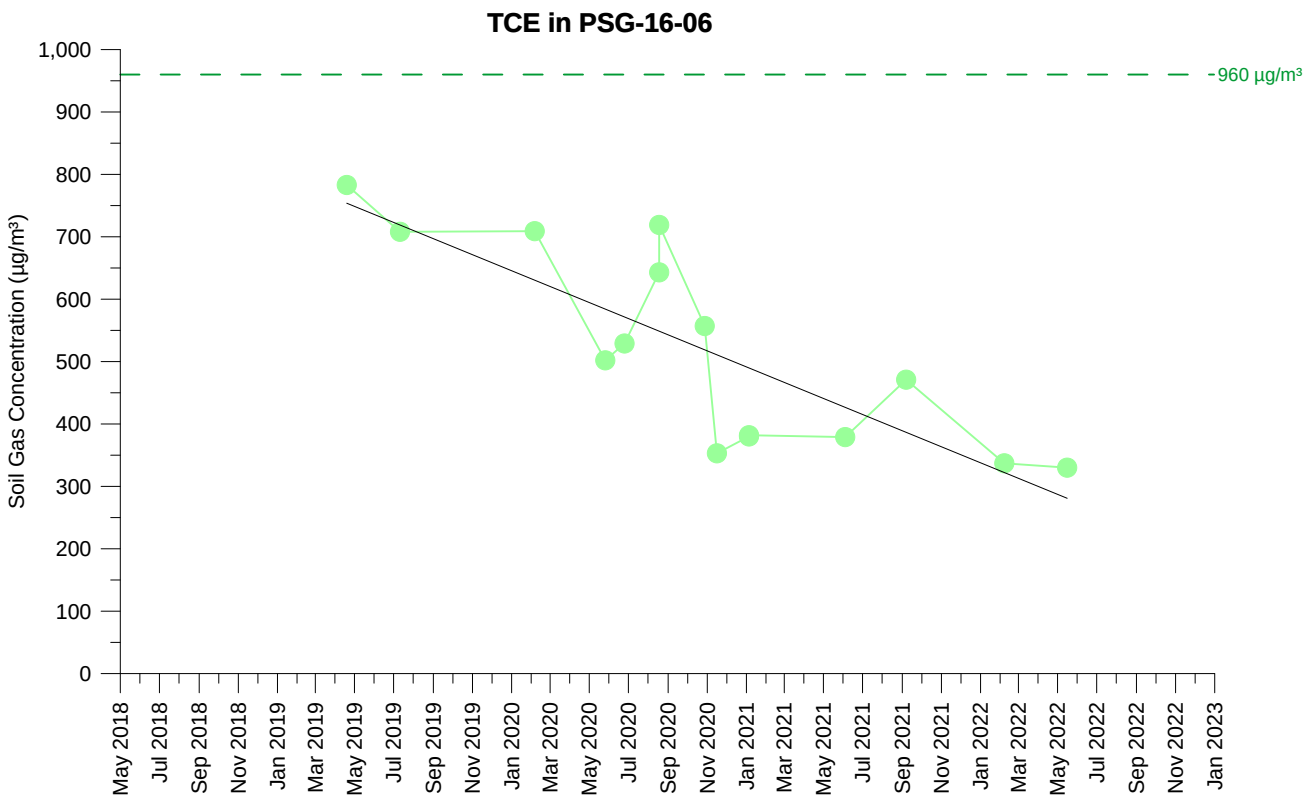

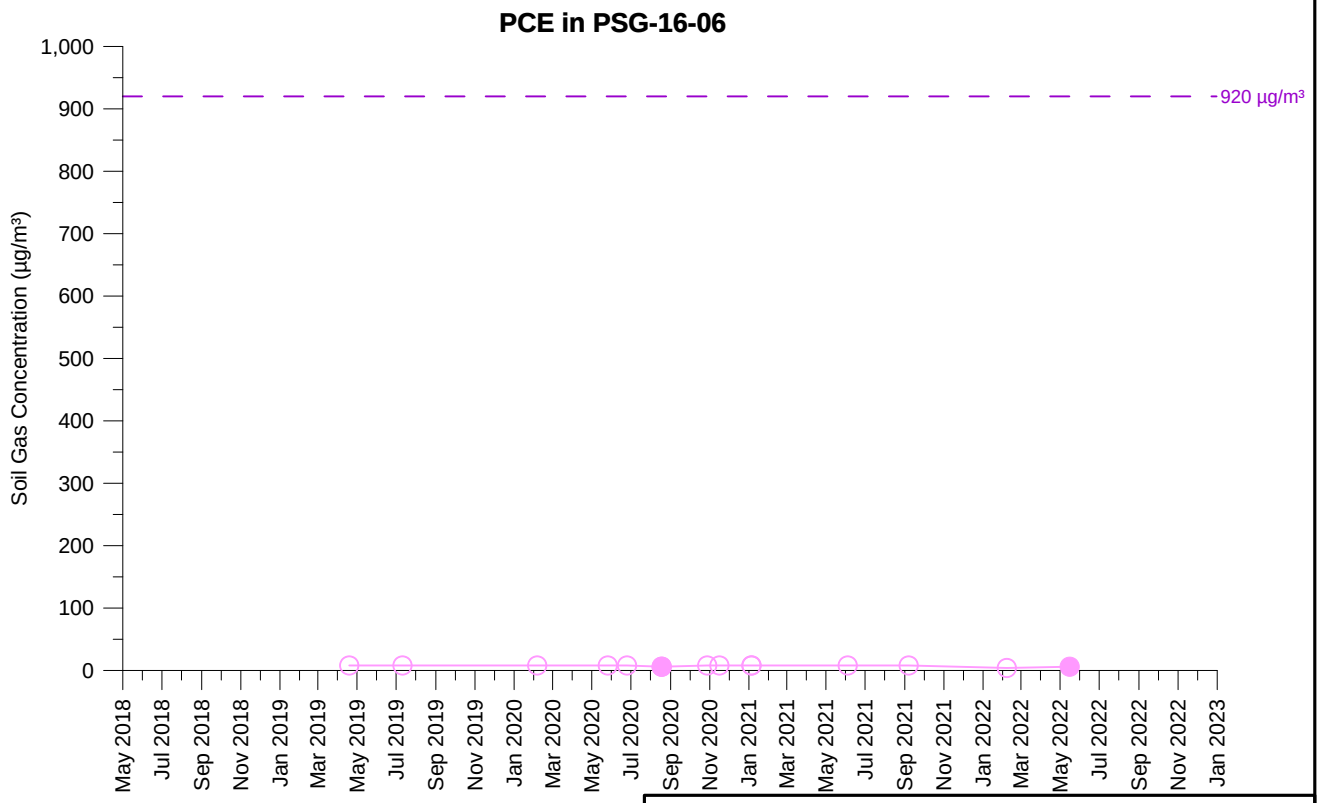

TCE Concentration (5.5 feet)

PCE Concentration (5.5 feet)

Open symbol denotes non-detect value

PSG-16-06
TCE AND PCE SOIL GAS CONCENTRATIONS OVER TIME
PARCEL 16
Former Ford Aeronutronic Property
Newport Beach, California

wsp	By: DMO	Proj. No. 8620397107.1.1G
	Date: 2/2/2023	Figure **H-1-325**

C:\Users\dave.oshea\Wood PLC\Bay Area Graphics - Documents\FordNB\fnb\1.1H\22_1117_gr\app_H1\psg_H-1-325_PSG-16-06.grf

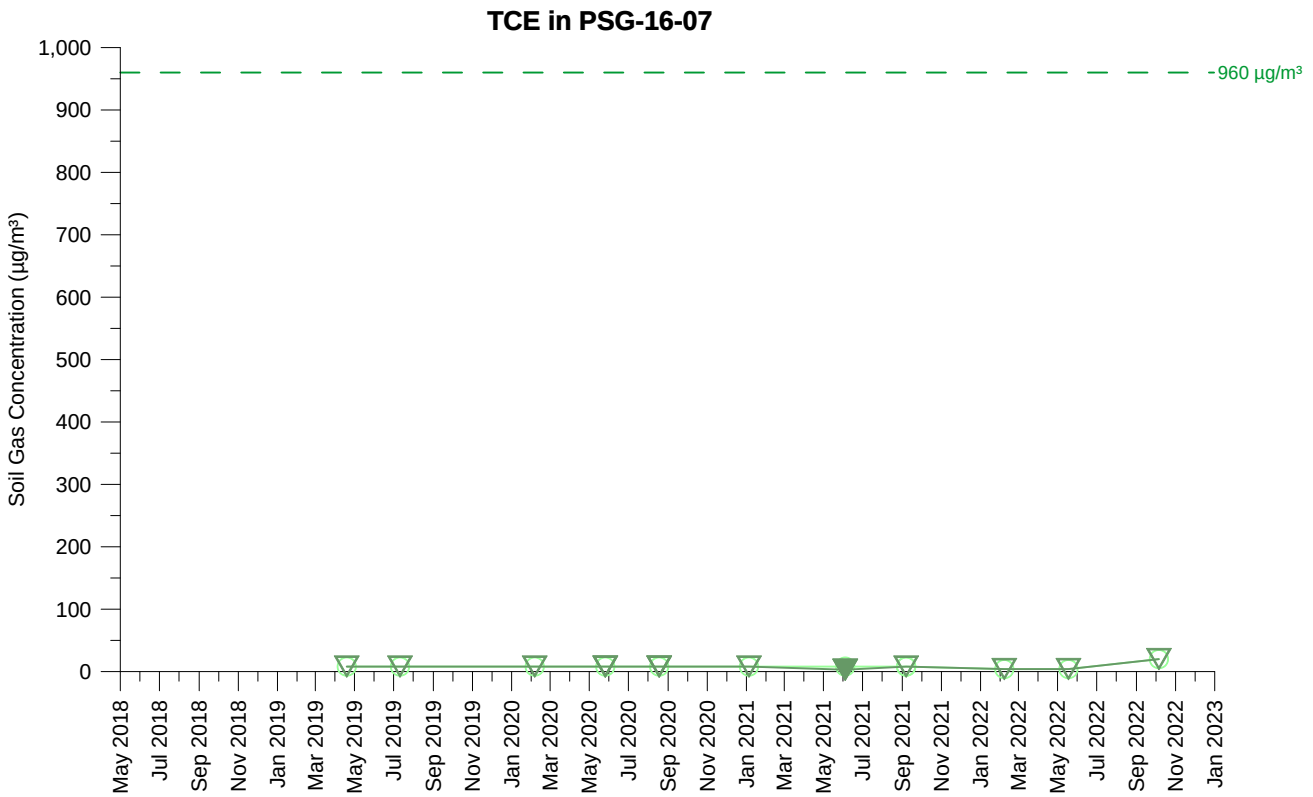

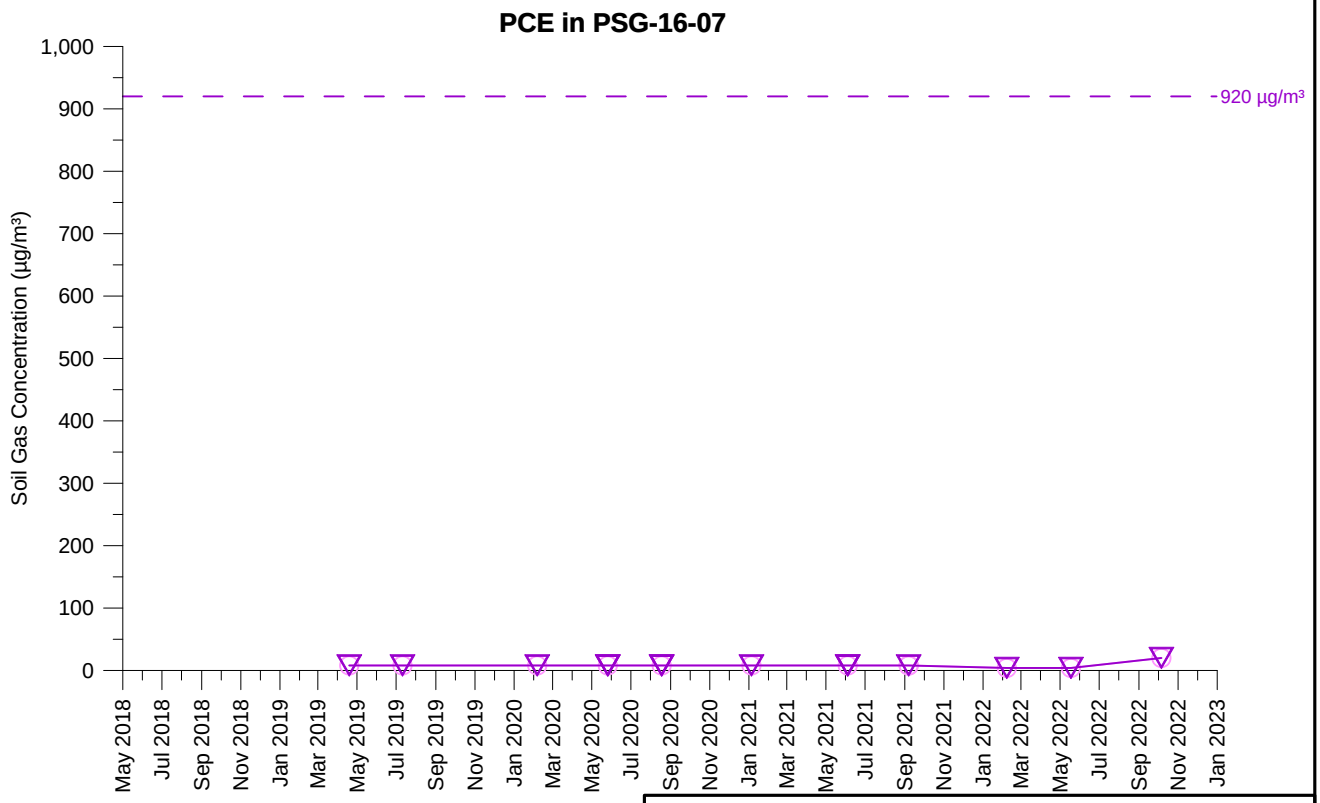

TCE Concentration (5 feet)
TCE Concentration (15 feet)
PCE Concentration (5 feet)
PCE Concentration (15 feet)

Open symbol denotes non-detect value

PSG-16-07
TCE AND PCE SOIL GAS CONCENTRATIONS OVER TIME
PARCEL 16
Former Ford Aeronutronic Property
Newport Beach, California

wsp	By: DMO	Proj. No. 8620397107.1.1G
	Date: 2/2/2023	Figure **H-1-326**

C:\Users\dave.oshea\Wood PLC\Bay Area Graphics - Documents\FordNB\fnb\1.1H\22_1117_gr\app_H1\psg_H-1-326_PSG-16-07.grf

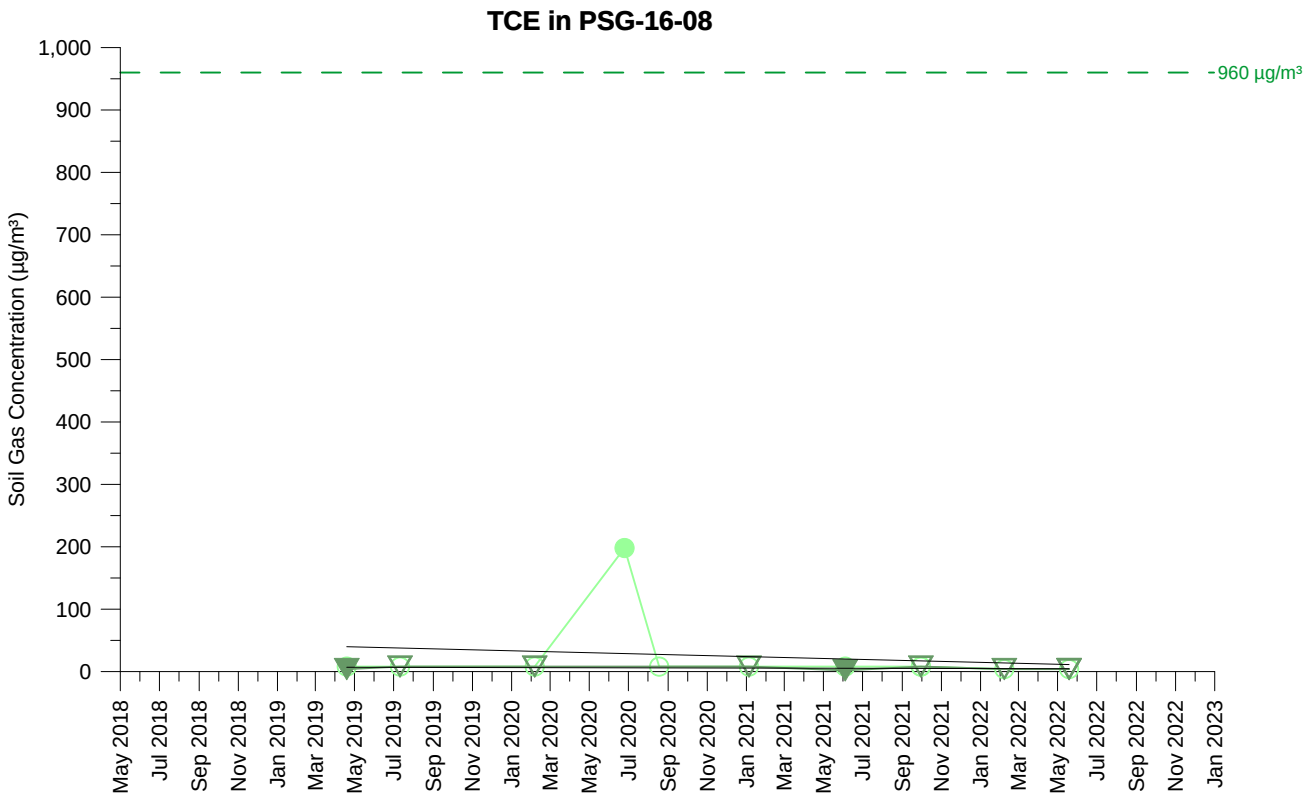

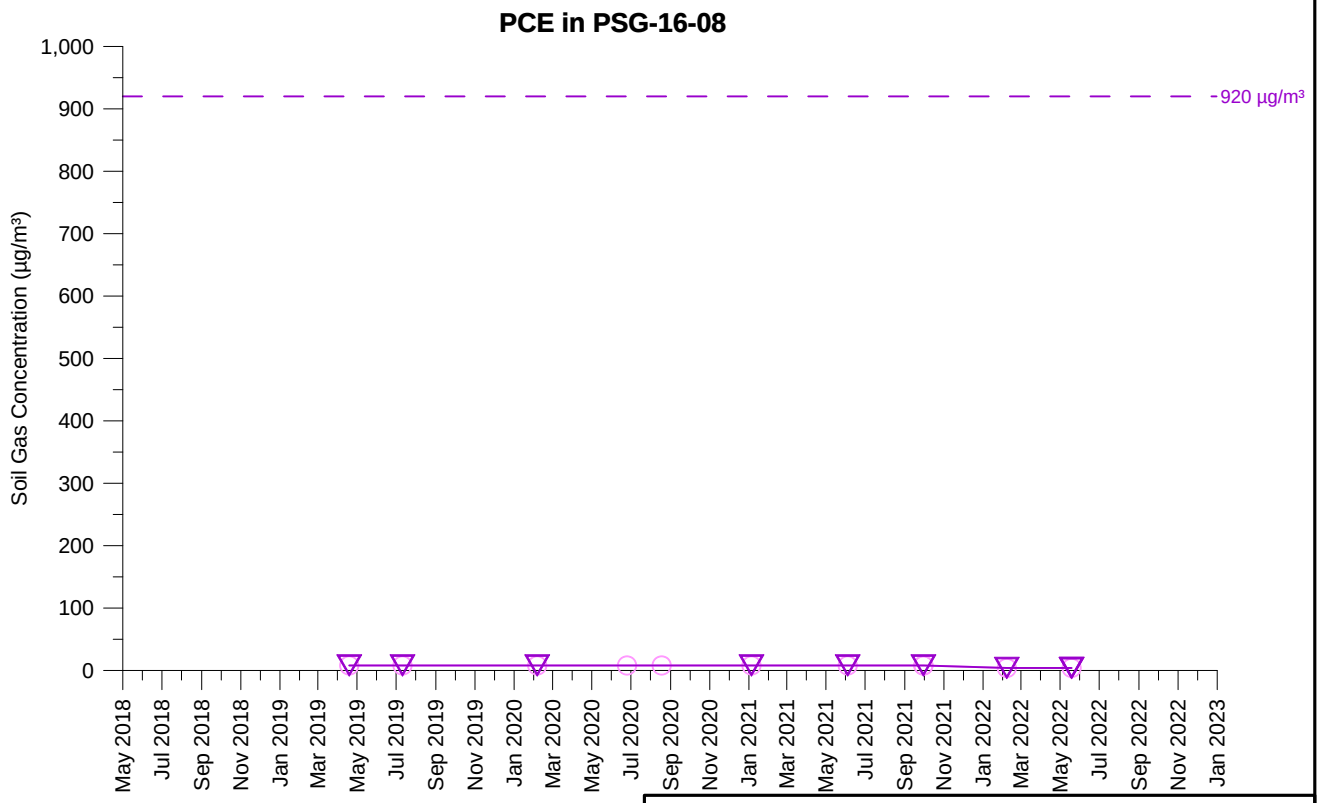

TCE Concentration (5 feet)
TCE Concentration (15 feet)
PCE Concentration (5 feet)
PCE Concentration (15 feet)

Open symbol denotes non-detect value

PSG-16-08
TCE AND PCE SOIL GAS CONCENTRATIONS OVER TIME
PARCEL 16
Former Ford Aeronutronic Property
Newport Beach, California

wsp	By: DMO	Proj. No. 8620397107.1.1G
	Date: 2/2/2023	Figure **H-1-327**

C:\Users\dave.oshea\Wood PLC\Bay Area Graphics - Documents\FordNB\fnb\1.1H\22_1117_gr\app_H1\psg_H-1-327_PSG-16-08.grf

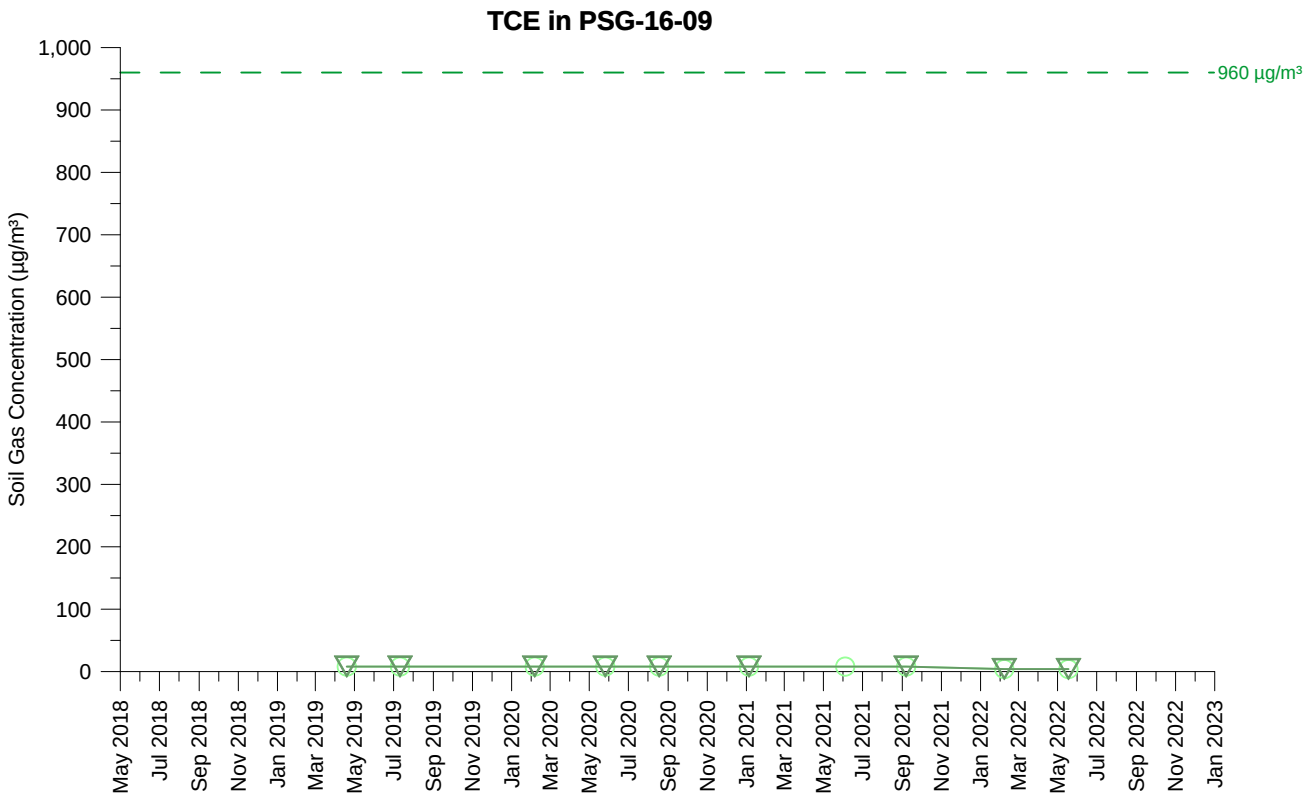

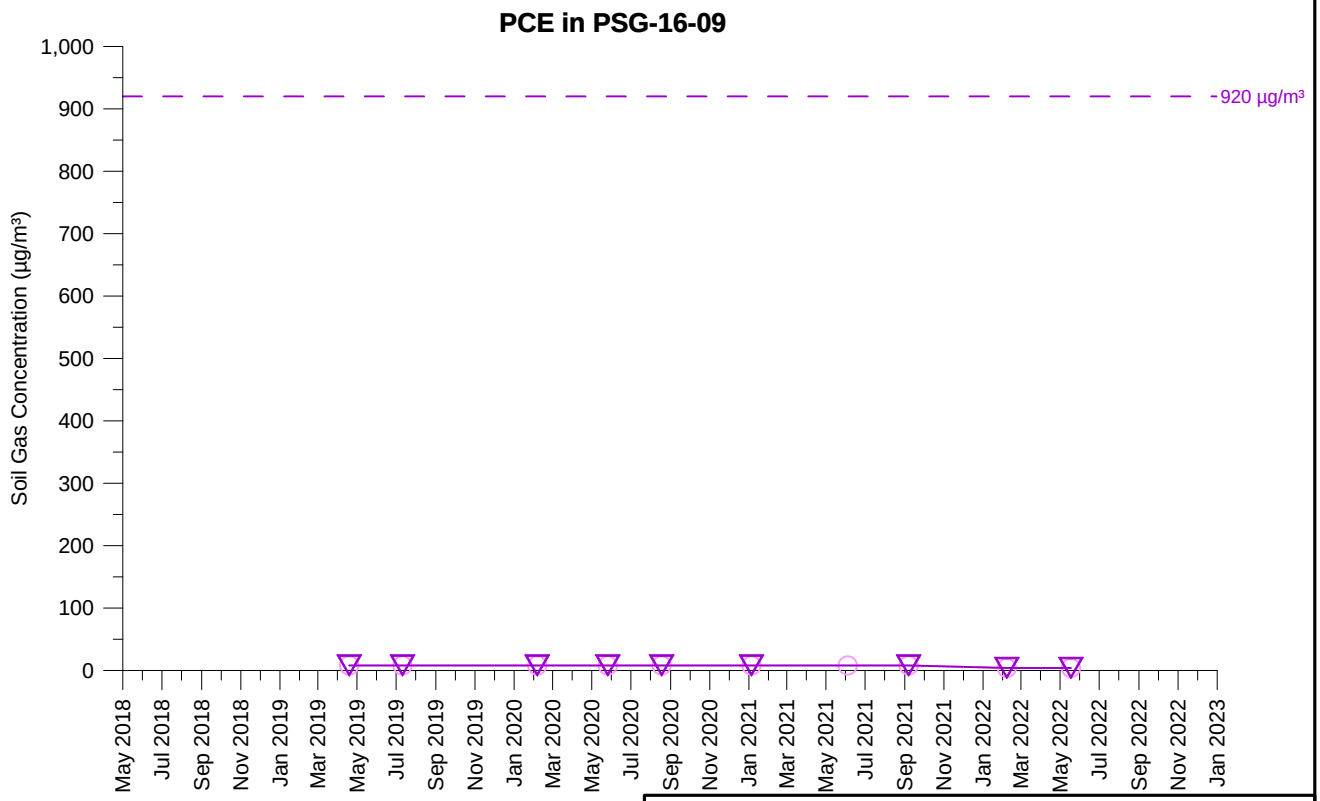

TCE Concentration (5 feet)
TCE Concentration (15 feet)
PCE Concentration (5 feet)
PCE Concentration (15 feet)

Open symbol denotes non-detect value

PSG-16-09
TCE AND PCE SOIL GAS CONCENTRATIONS OVER TIME
PARCEL 16
Former Ford Aeronutronic Property
Newport Beach, California

wsp	By: DMO	Proj. No. 8620397107.1.1G
	Date: 2/2/2023	Figure **H-1-328**

C:\Users\dave.oshea\Wood PLC\Bay Area Graphics - Documents\FordNB\fnb\1.1H\22_1117_gr\app_H1\psg_H-1-328_PSG-16-09.grf

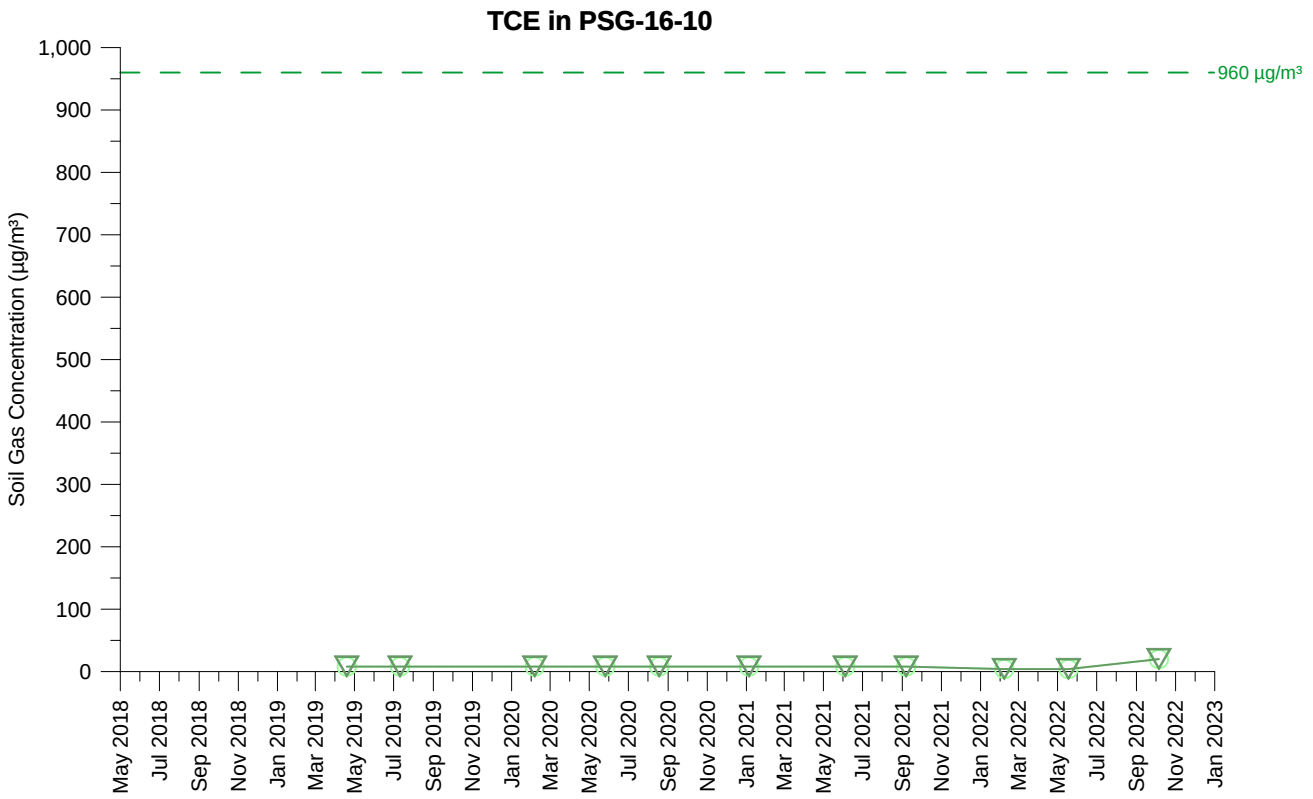

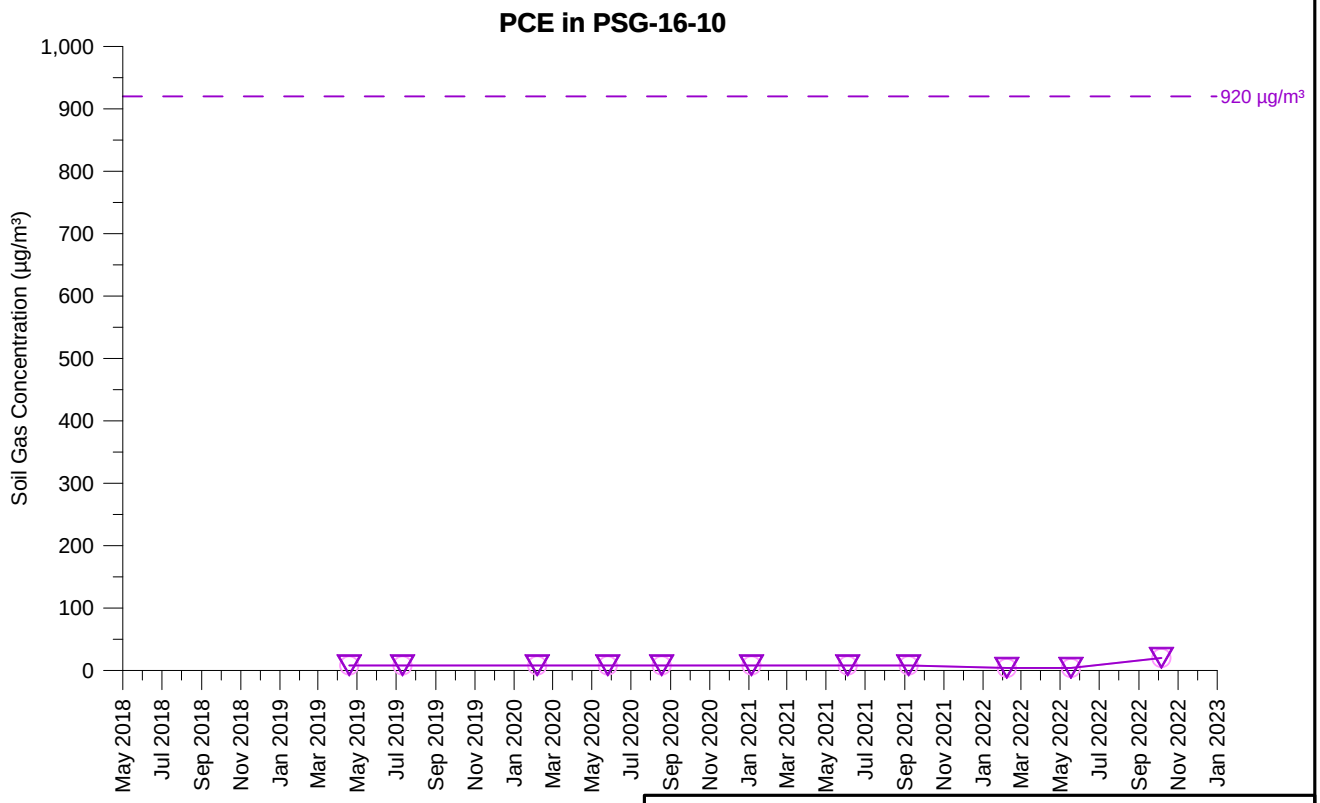

TCE Concentration (5 feet)
TCE Concentration (15 feet)
PCE Concentration (5 feet)
PCE Concentration (15 feet)

Open symbol denotes non-detect value

PSG-16-10
TCE AND PCE SOIL GAS CONCENTRATIONS OVER TIME
PARCEL 16
Former Ford Aeronutronic Property
Newport Beach, California

wsp	By: DMO	Proj. No. 8620397107.1.1G
	Date: 2/2/2023	Figure **H-1-329**

C:\Users\dave.oshea\Wood PLC\Bay Area Graphics - Documents\FordNB\fnb\1.1H\22_1117_gr\app_H1\psg_H-1-329_PSG-16-10.grf

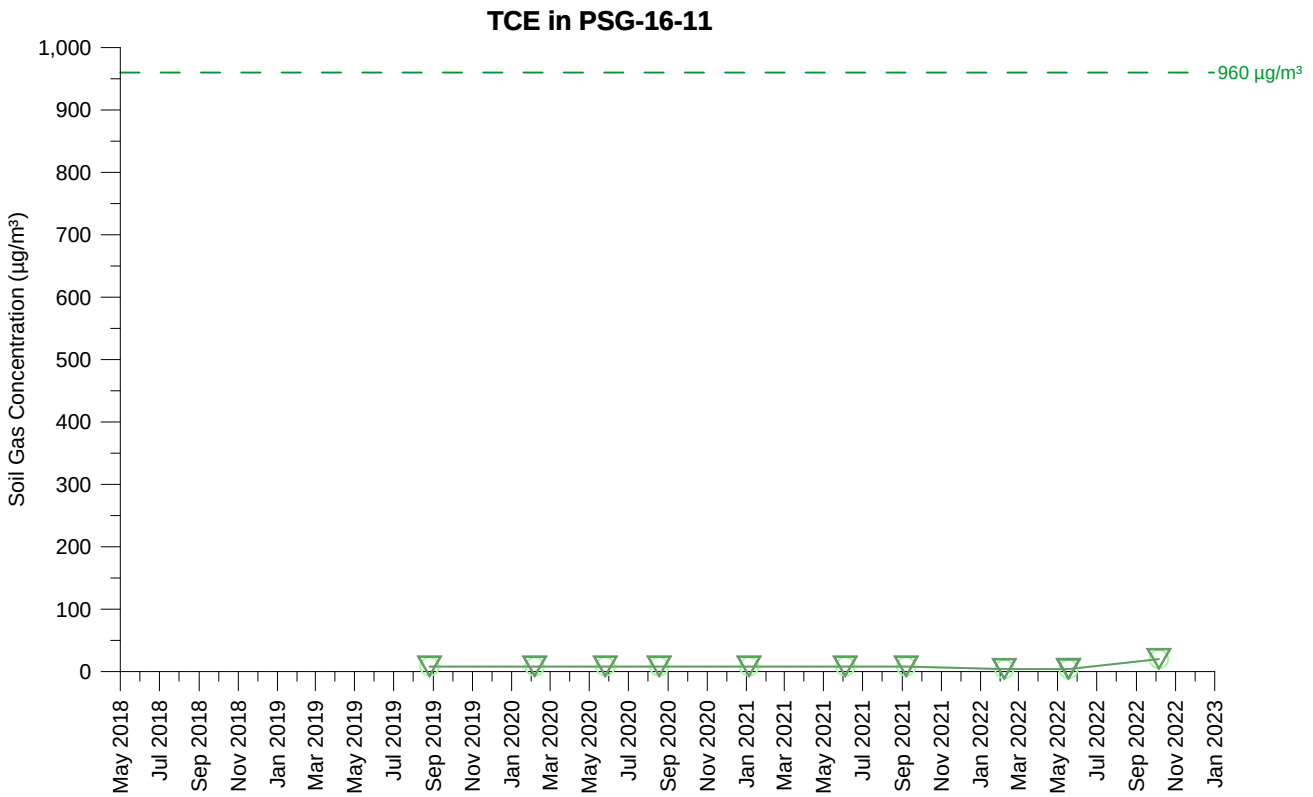

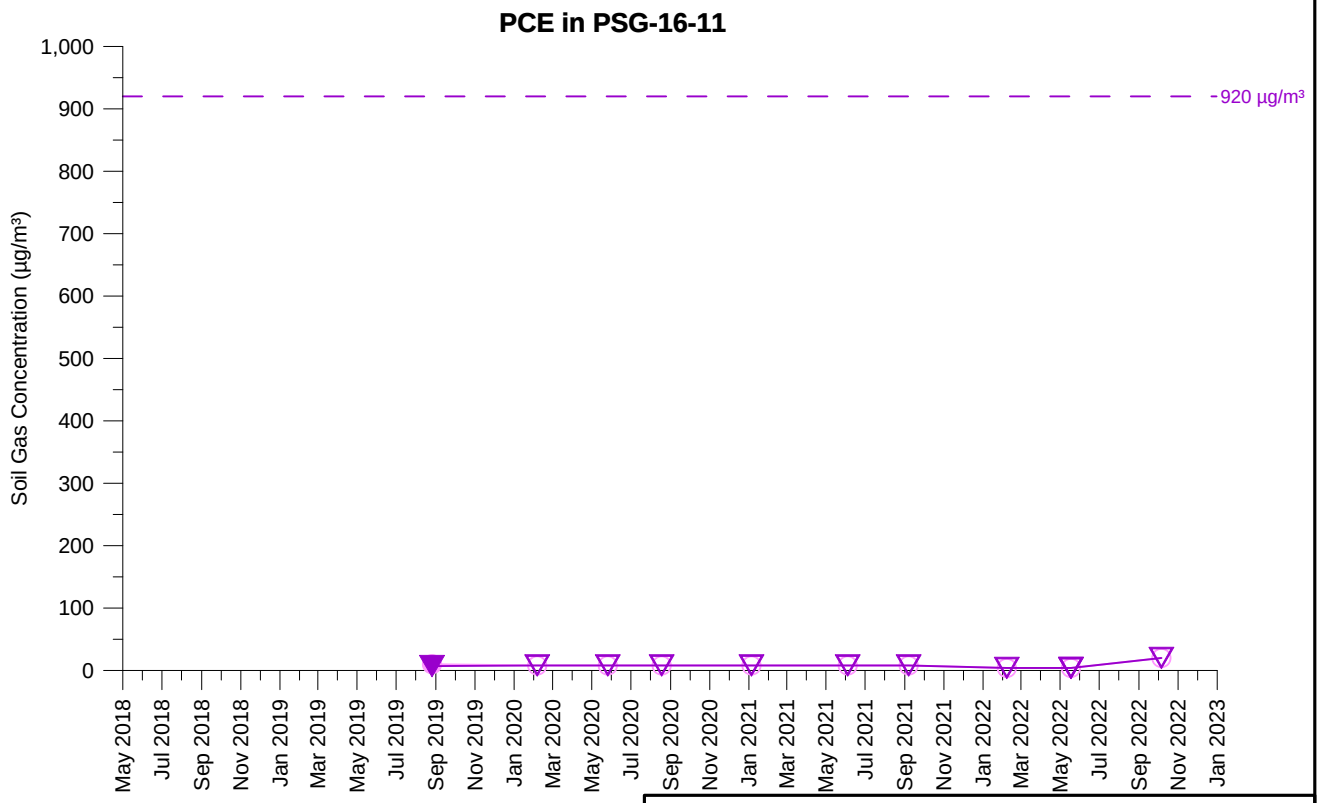

TCE Concentration (5 feet)
TCE Concentration (15 feet)
PCE Concentration (5 feet)
PCE Concentration (15 feet)

Open symbol denotes non-detect value

PSG-16-11
TCE AND PCE SOIL GAS CONCENTRATIONS OVER TIME
PARCEL 16
Former Ford Aeronutronic Property
Newport Beach, California

wsp	By: DMO	Proj. No. 8620397107.1.1G
	Date: 2/2/2023	Figure **H-1-330**

C:\Users\dave.oshea\Wood PLC\Bay Area Graphics - Documents\FordNB\fnb\1.1H\22_1117_gr\app_H1\psg_H-1-330_PSG-16-11.grf

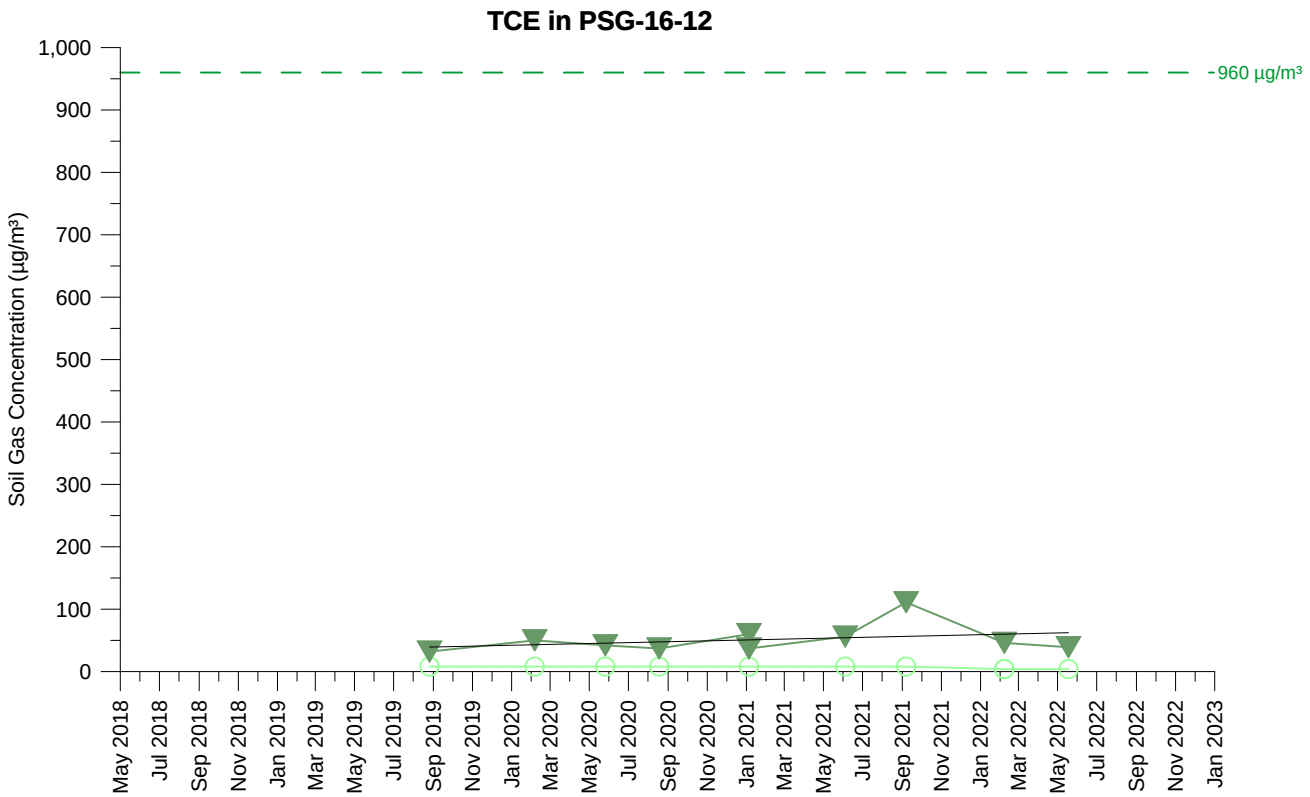

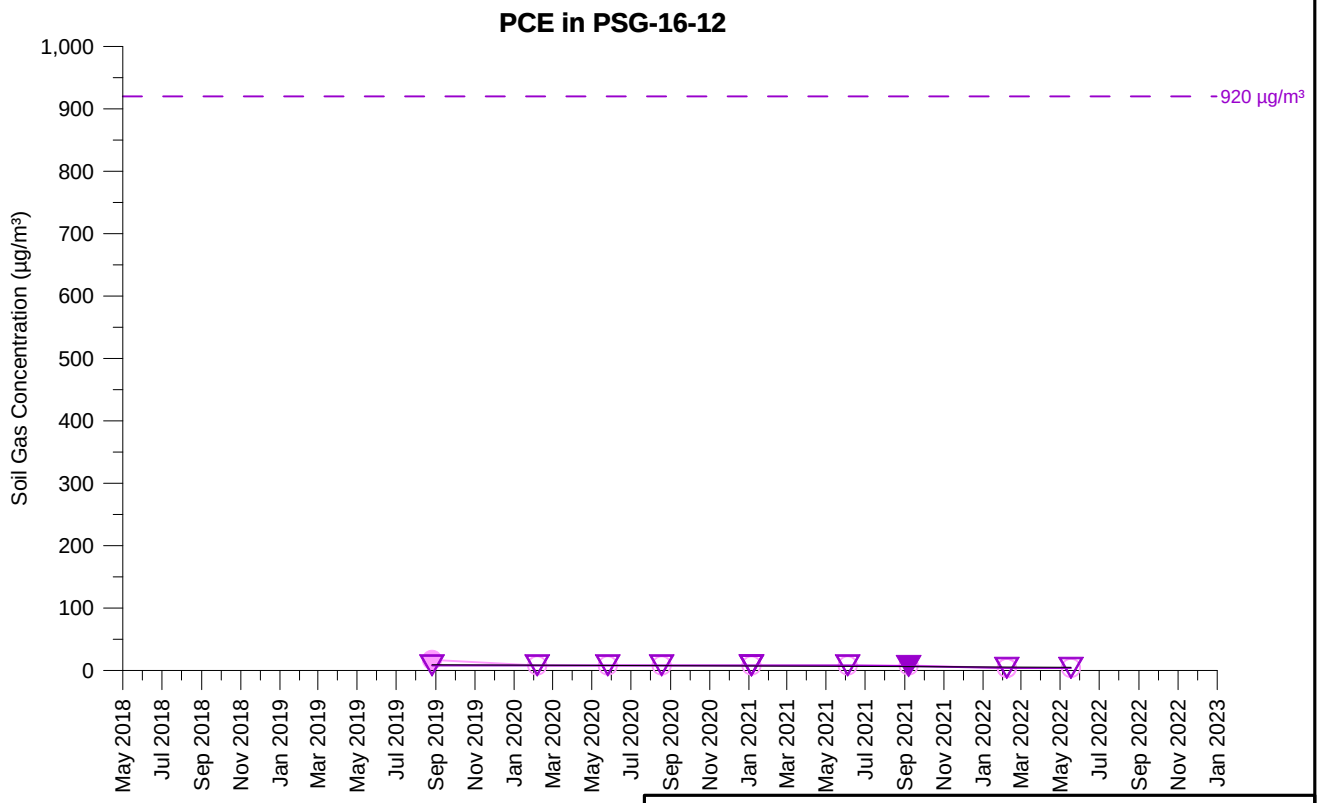

TCE Concentration (5 feet)
TCE Concentration (15 feet)
PCE Concentration (5 feet)
PCE Concentration (15 feet)

Open symbol denotes non-detect value

PSG-16-12
TCE AND PCE SOIL GAS CONCENTRATIONS OVER TIME
PARCEL 16
Former Ford Aeronutronic Property
Newport Beach, California

wsp	By: DMO	Proj. No. 8620397107.1.1G
	Date: 2/2/2023	Figure **H-1-331**

C:\Users\dave.oshea\Wood PLC\Bay Area Graphics - Documents\FordNB\fnb\1.1H\22_1117_gr\app_H1\psg_H-1-331_PSG-16-12.grf

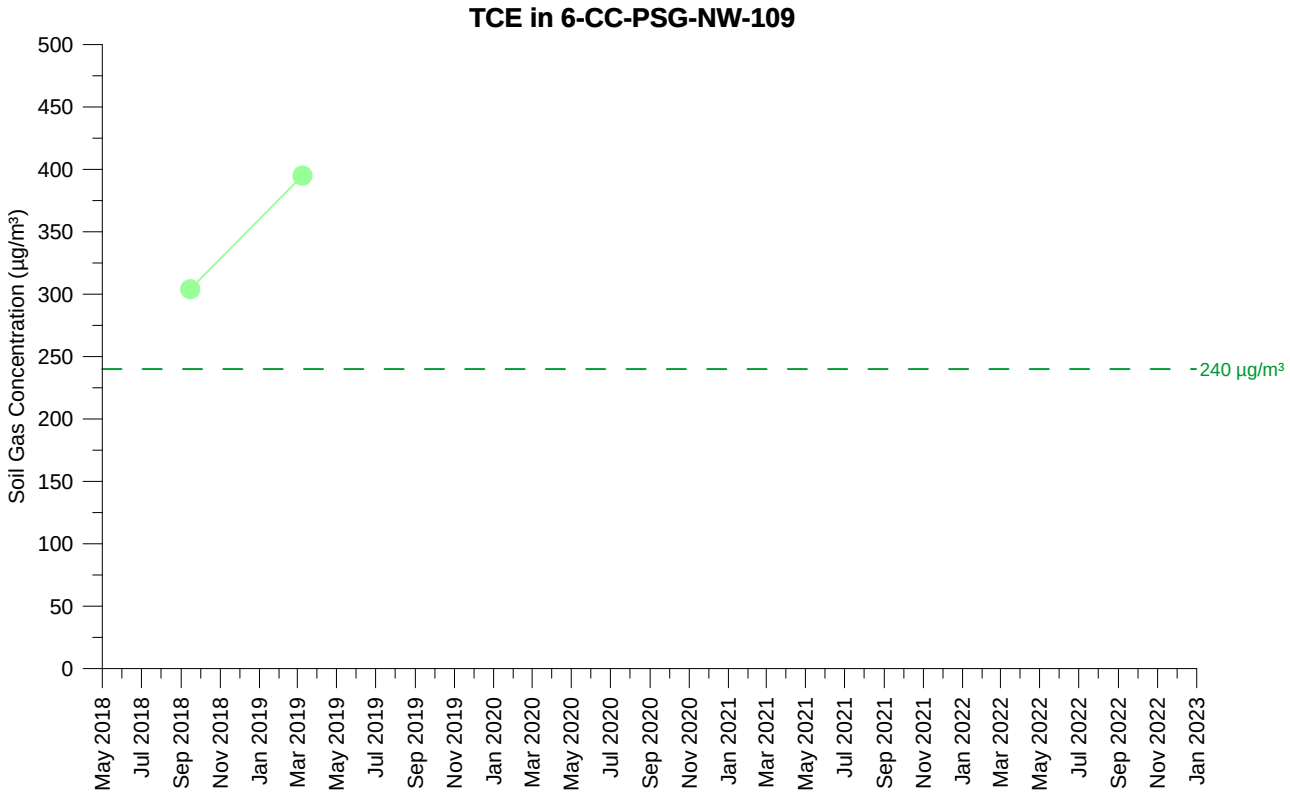

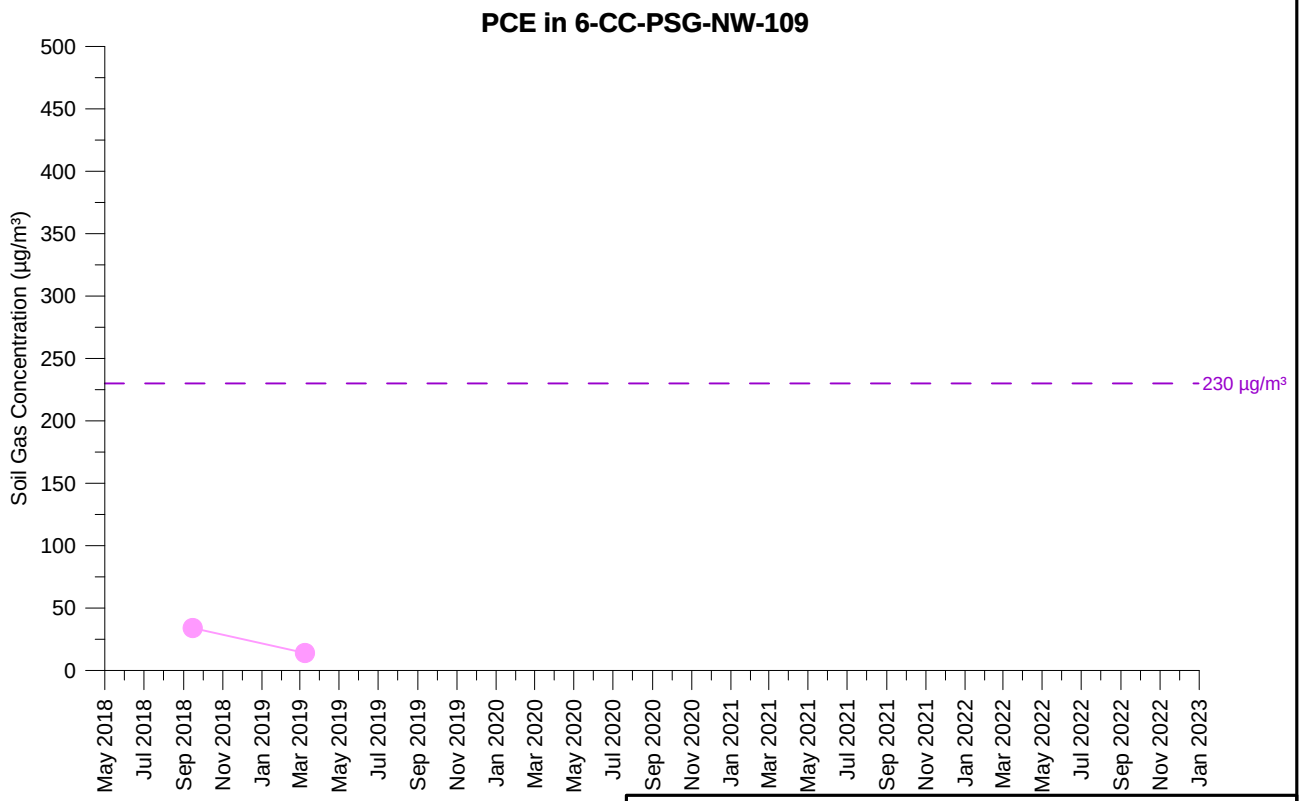

TCE Concentration (5 feet)

PCE Concentration (5 feet)

Open symbol denotes non-detect value

6-CC-PSG-NW-109
TCE AND PCE SOIL GAS CONCENTRATIONS OVER TIME
PARCEL 6
Former Ford Aeronutronic Property
Newport Beach, California

wsp	By: DMO	Proj. No. 8620397107.1.1G
	Date: 2/2/2023	Figure **H-1-332**

C:\Users\dave.oshea\Wood PLC\Bay Area Graphics - Documents\FordNB\fnb\1.1H\22_1117_gr\app_H1\psg_H-1-332_6-CC-PSG-NW-109.grf

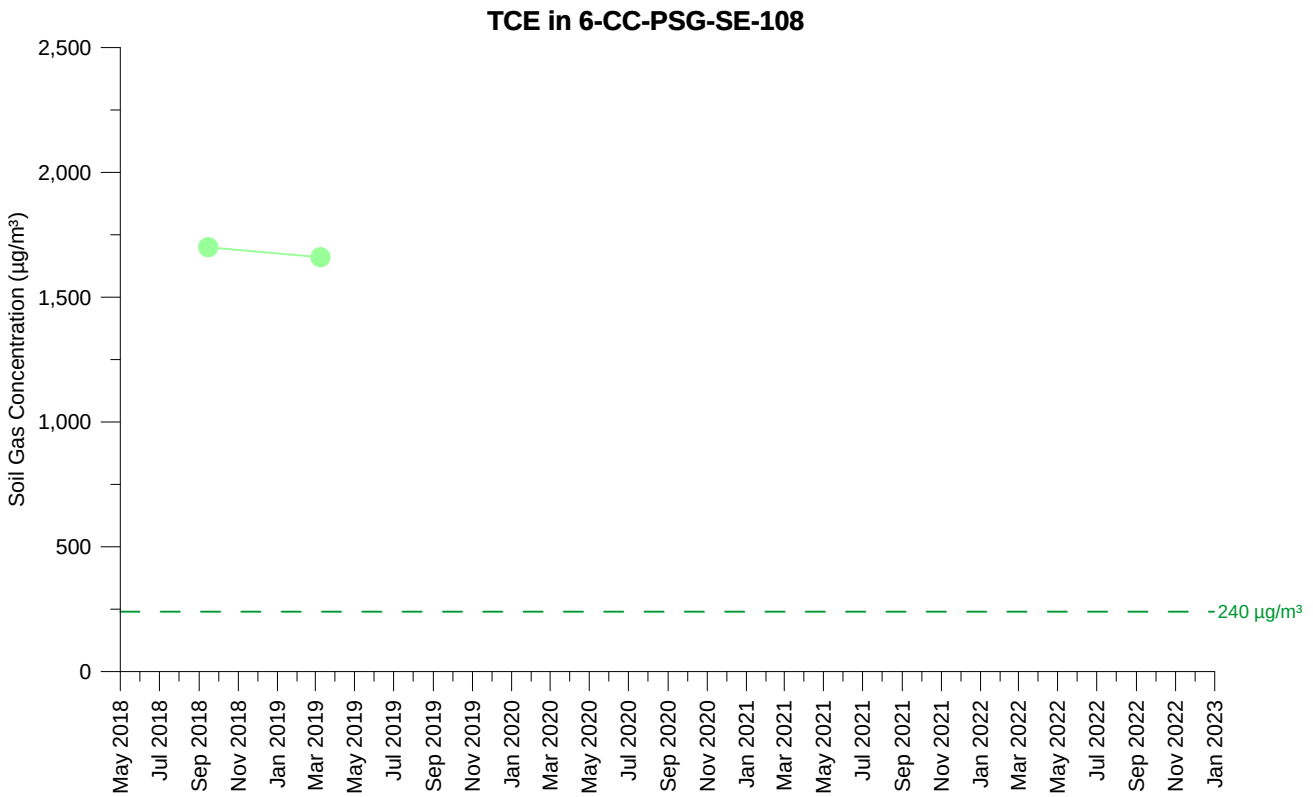

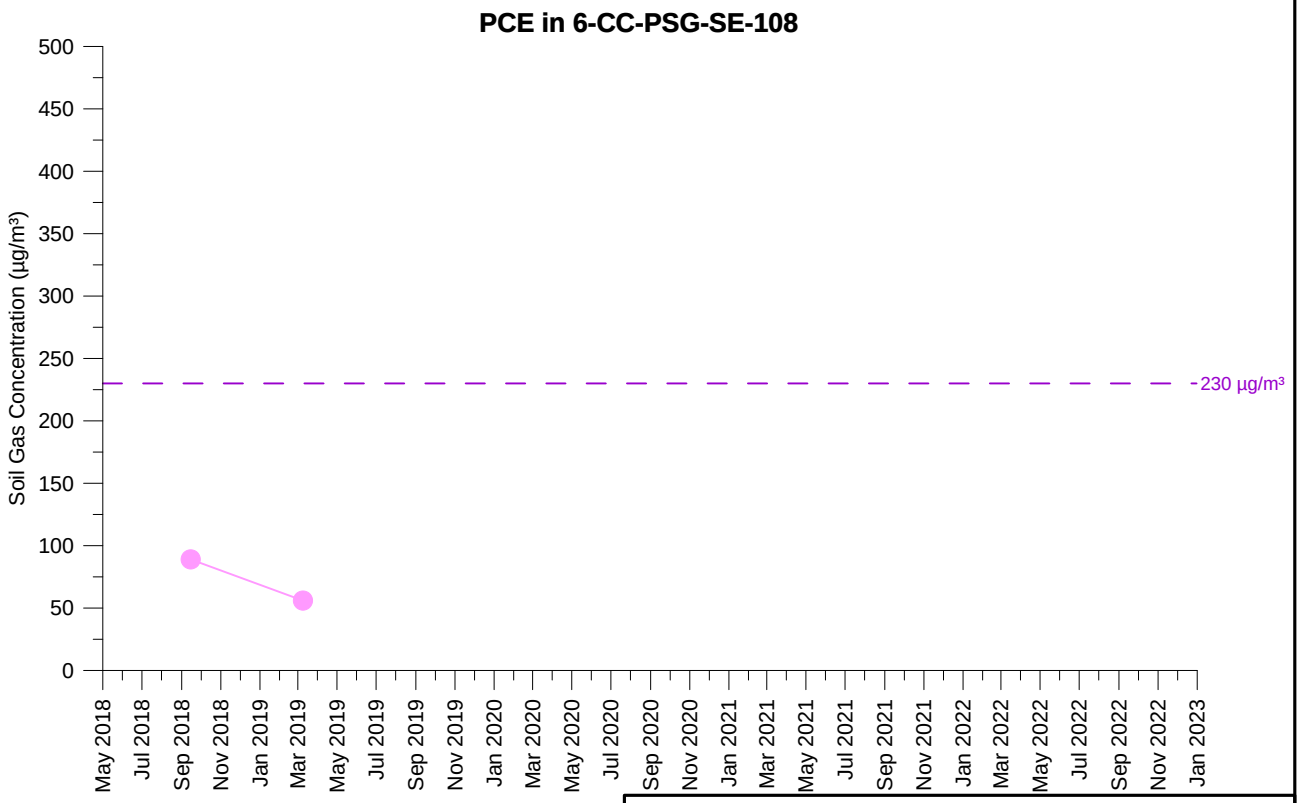

TCE Concentration (5 feet)

PCE Concentration (5 feet)

Open symbol denotes non-detect value

6-CC-PSG-SE-108
TCE AND PCE SOIL GAS CONCENTRATIONS OVER TIME
PARCEL 6
Former Ford Aeronutronic Property
Newport Beach, California

wsp	By: DMO	Proj. No. 8620397107.1.1G
	Date: 2/2/2023	Figure **H-1-333**

C:\Users\dave.oshea\Wood PLC\Bay Area Graphics - Documents\FordNB\fnb\1.1H\22_1117_gr\app_H1\psg_H-1-333_6-CC-PSG-SE-108.grf

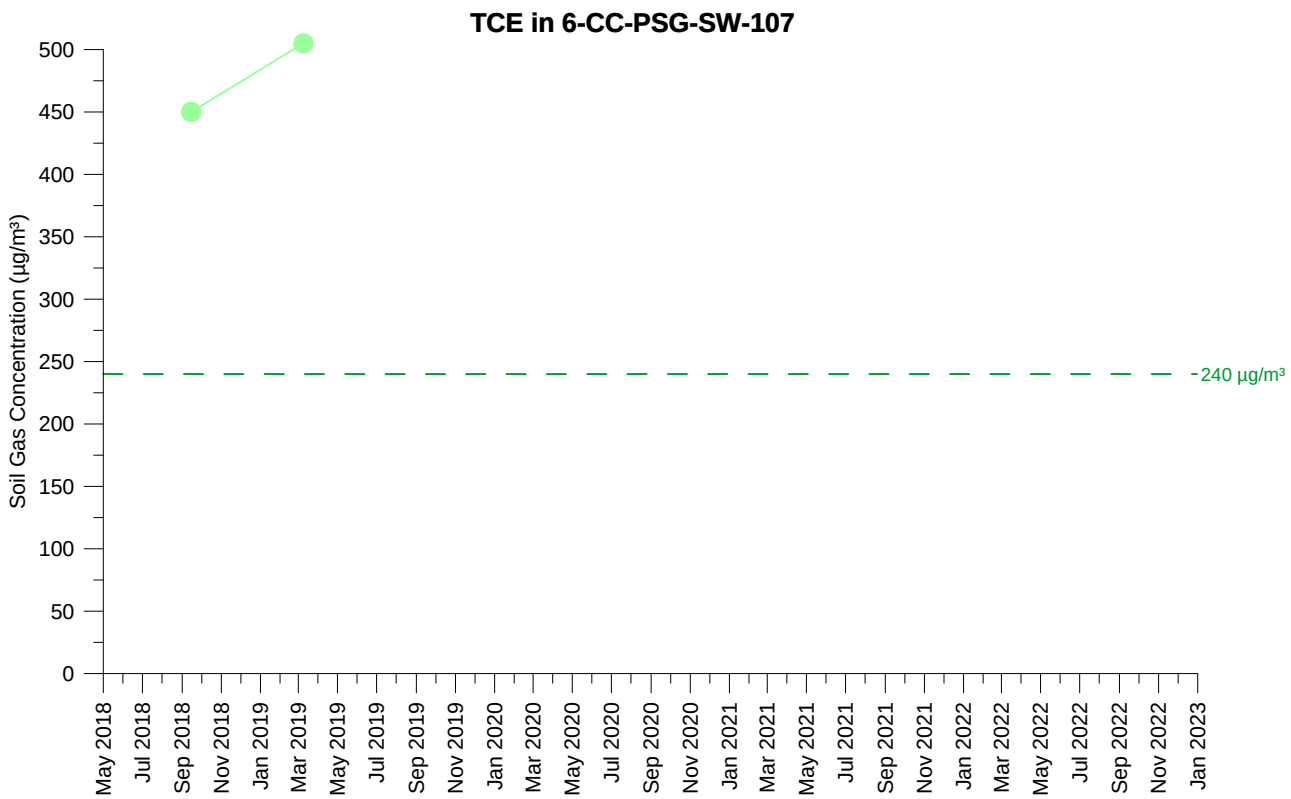

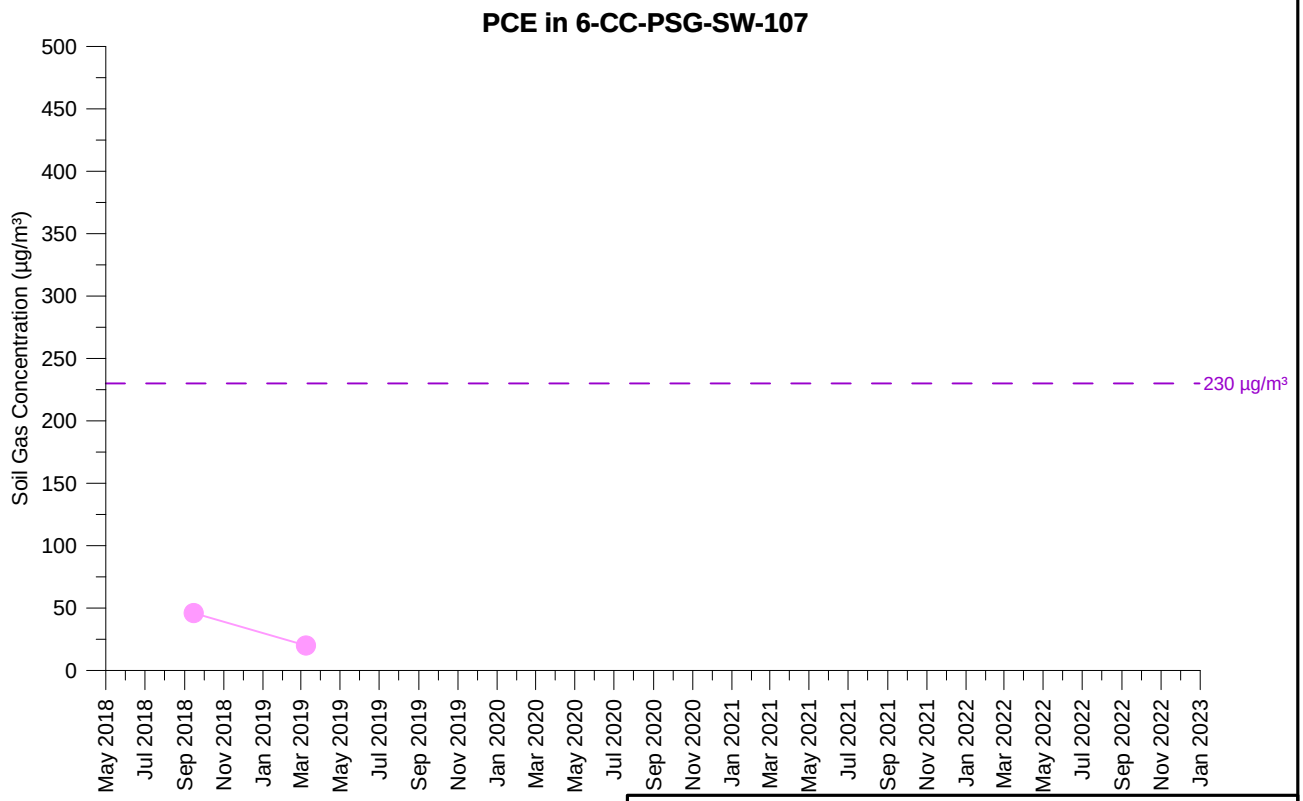

TCE Concentration (5 feet)

PCE Concentration (5 feet)

Open symbol denotes non-detect value

6-CC-PSG-SW-107
TCE AND PCE SOIL GAS CONCENTRATIONS OVER TIME
PARCEL 6
Former Ford Aeronutronic Property
Newport Beach, California

wsp	By: DMO	Proj. No. 8620397107.1.1G
	Date: 2/2/2023	Figure **H-1-334**

C:\Users\dave.oshea\Wood PLC\Bay Area Graphics - Documents\FordNB\fnb\1.1H\22_1117_gr\app_H1\psg_H-1-334_6-CC-PSG-SW-107.grf

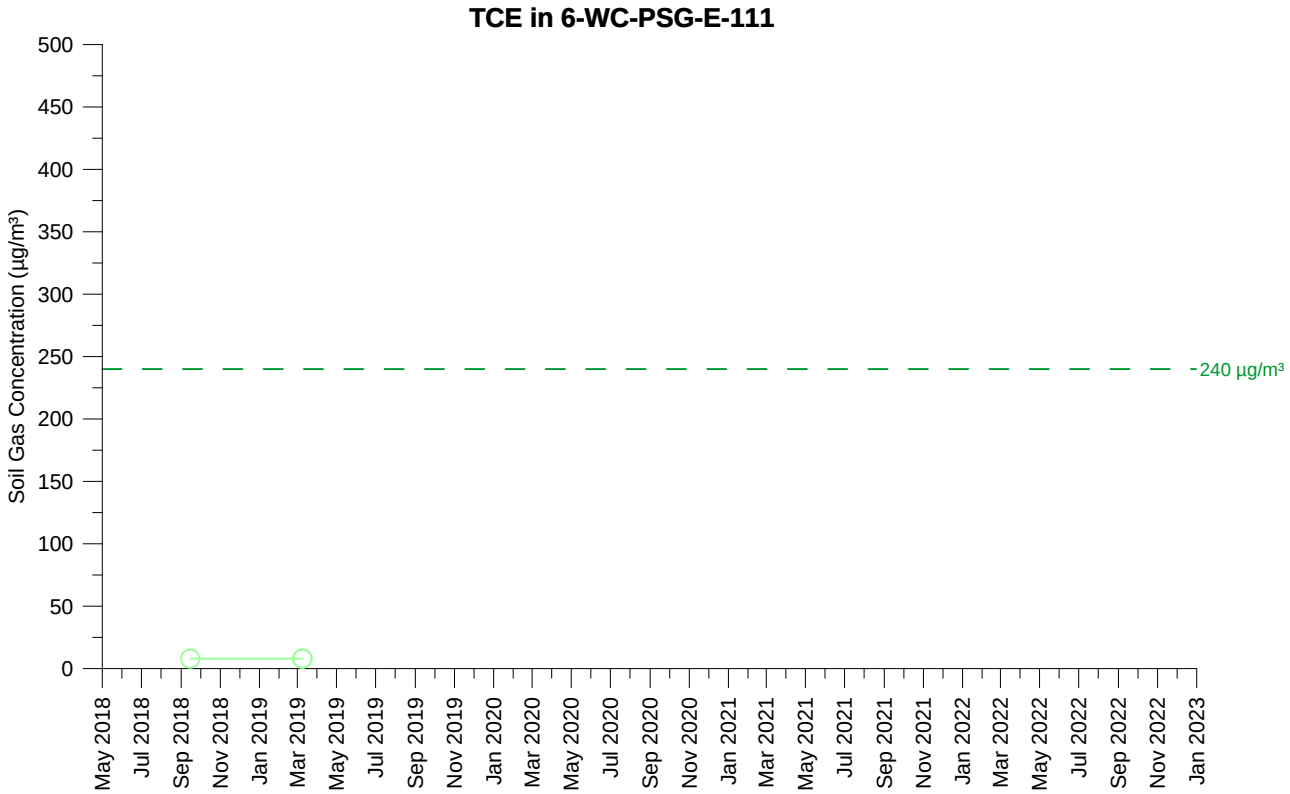

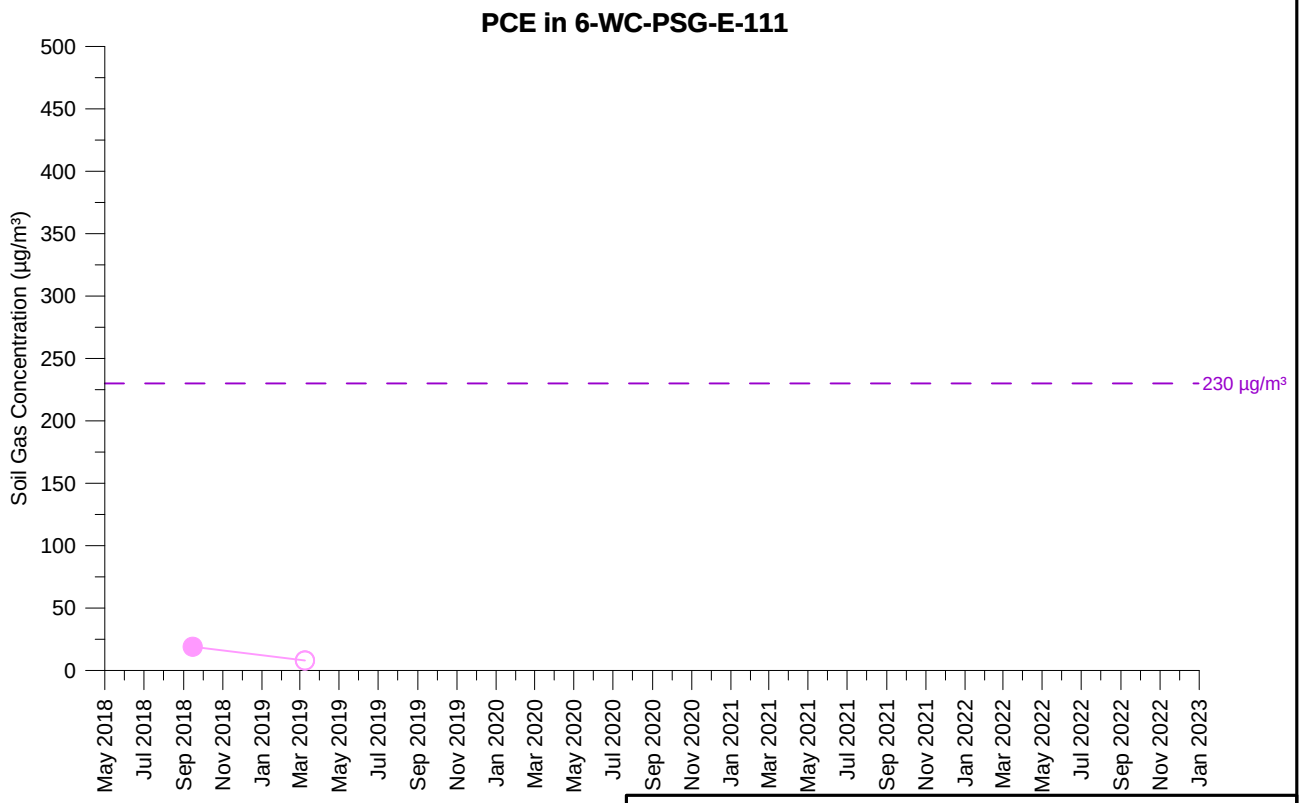

TCE Concentration (5 feet)

PCE Concentration (5 feet)

Open symbol denotes non-detect value

6-WC-PSG-E-111
TCE AND PCE SOIL GAS CONCENTRATIONS OVER TIME
PARCEL 6
Former Ford Aeronutronic Property
Newport Beach, California

wsp	By: DMO	Proj. No. 8620397107.1.1G
	Date: 2/2/2023	Figure **H-1-335**

C:\Users\dave.oshea\Wood PLC\Bay Area Graphics - Documents\FordNB\fnb\1.1H\22_1117_gr\app_H1\psg_H-1-335_6-WC-PSG-E-111.grf

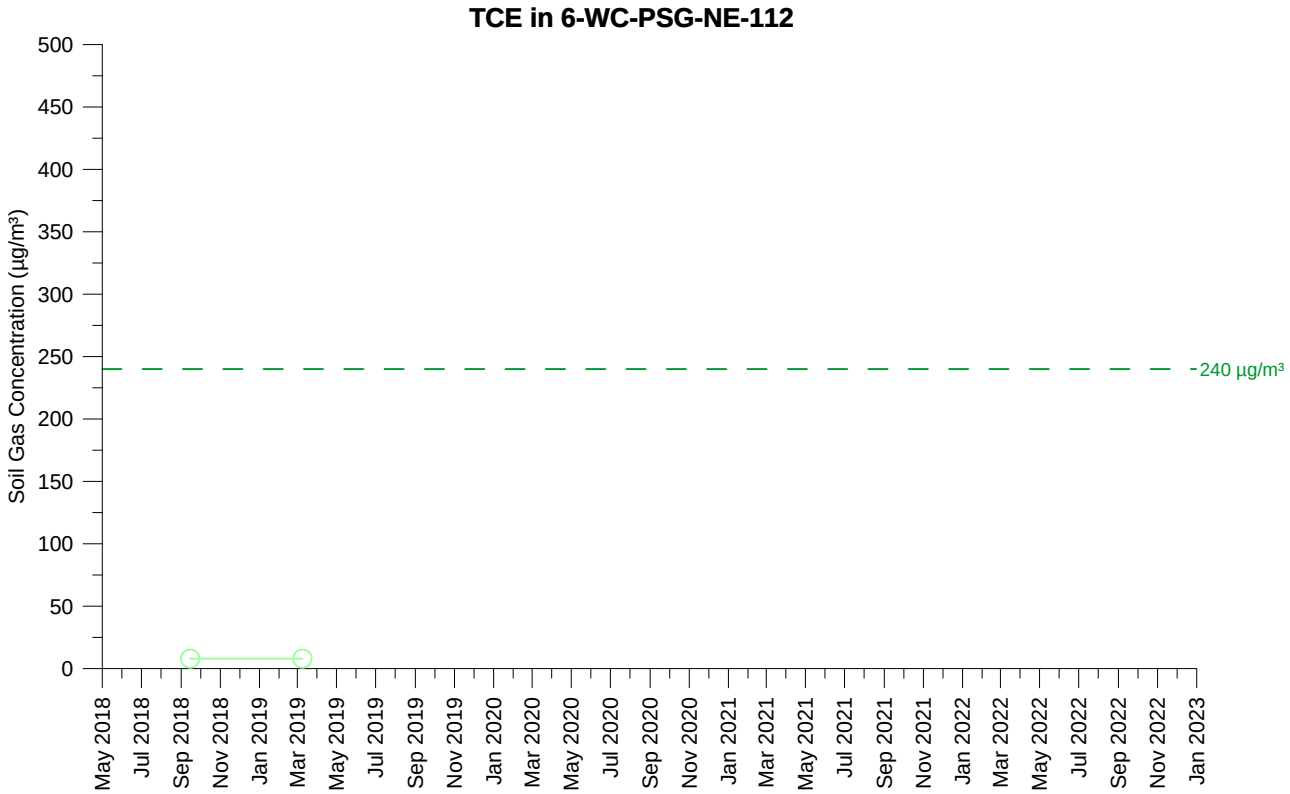

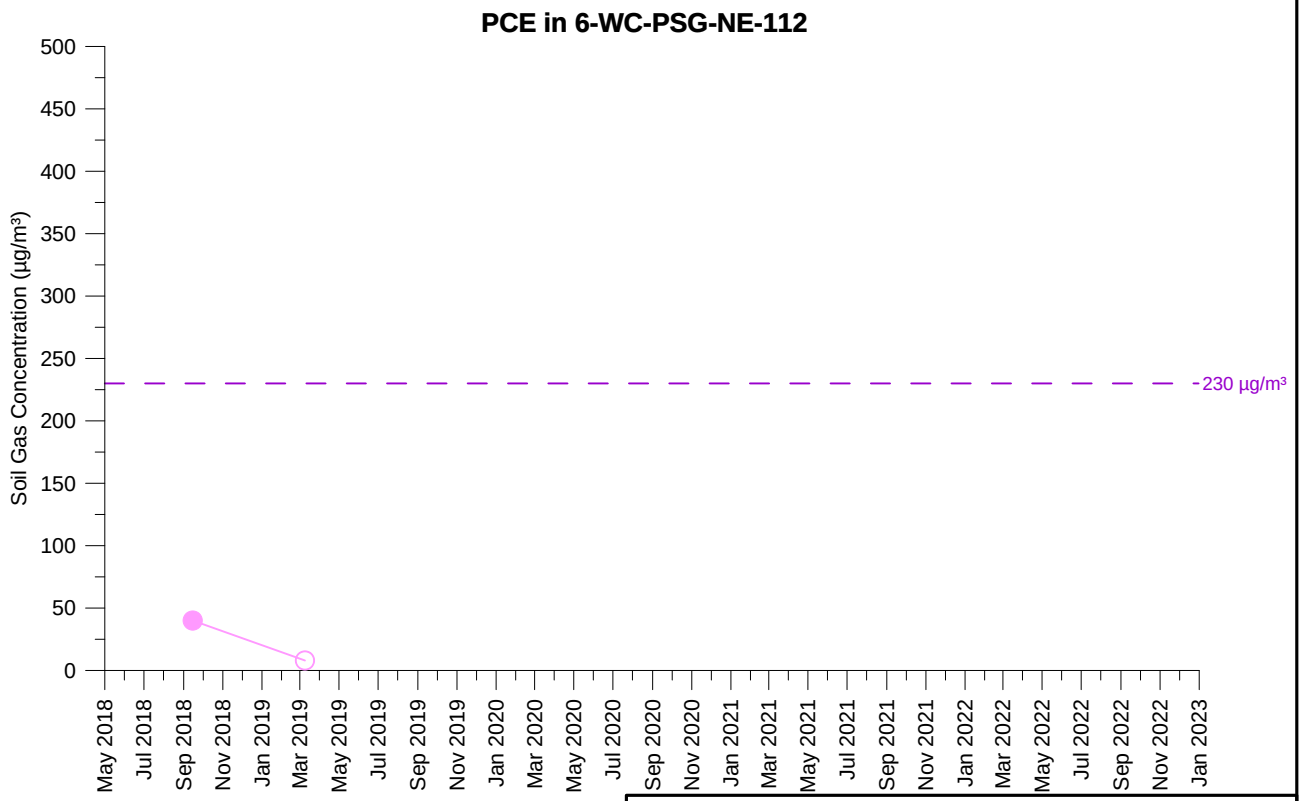

TCE Concentration (5 feet)

PCE Concentration (5 feet)

Open symbol denotes non-detect value

6-WC-PSG-NE-112
TCE AND PCE SOIL GAS CONCENTRATIONS OVER TIME
PARCEL 6
Former Ford Aeronutronic Property
Newport Beach, California

wsp	By: DMO	Proj. No. 8620397107.1.1G
	Date: 2/2/2023	Figure **H-1-336**

C:\Users\dave.oshea\Wood PLC\Bay Area Graphics - Documents\FordNB\fnb\1.1H\22_1117_gr\app_H1\psg_H-1-336_6-WC-PSG-NE-112.grf

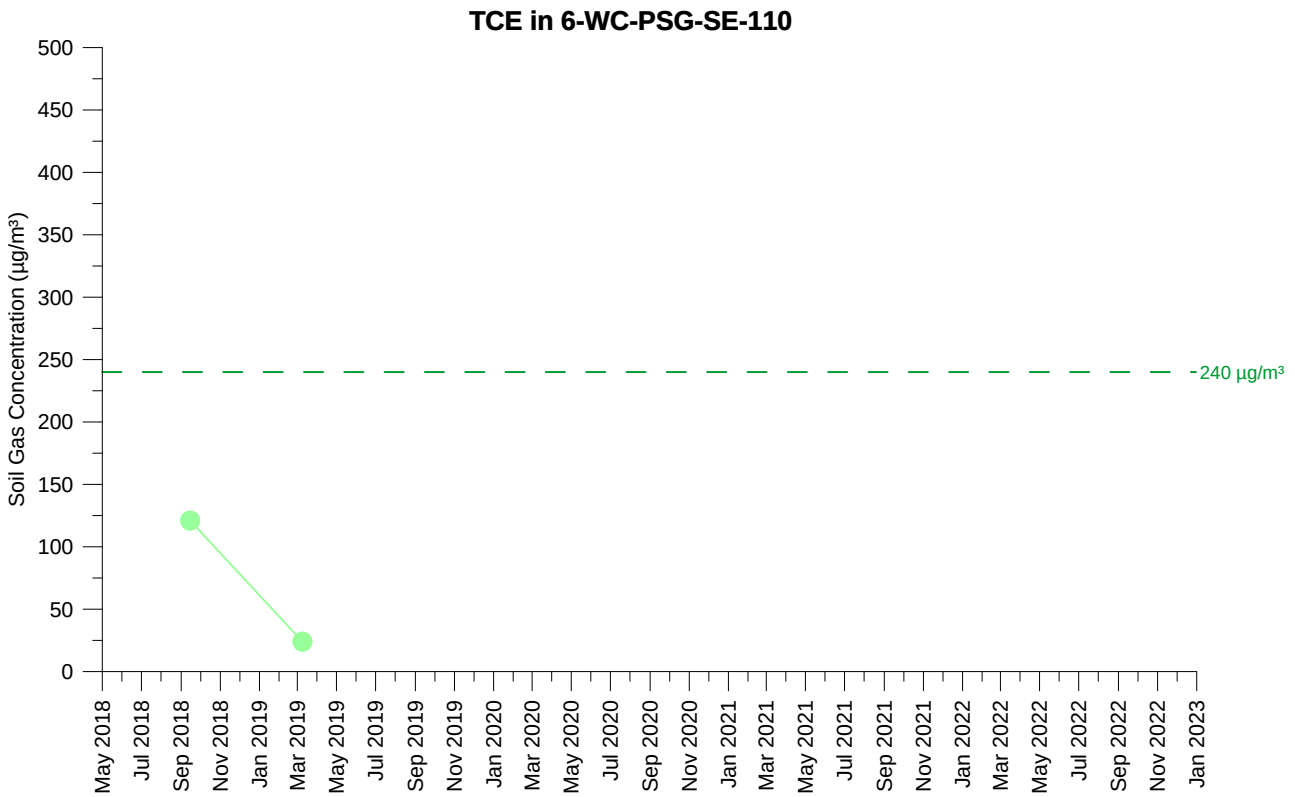

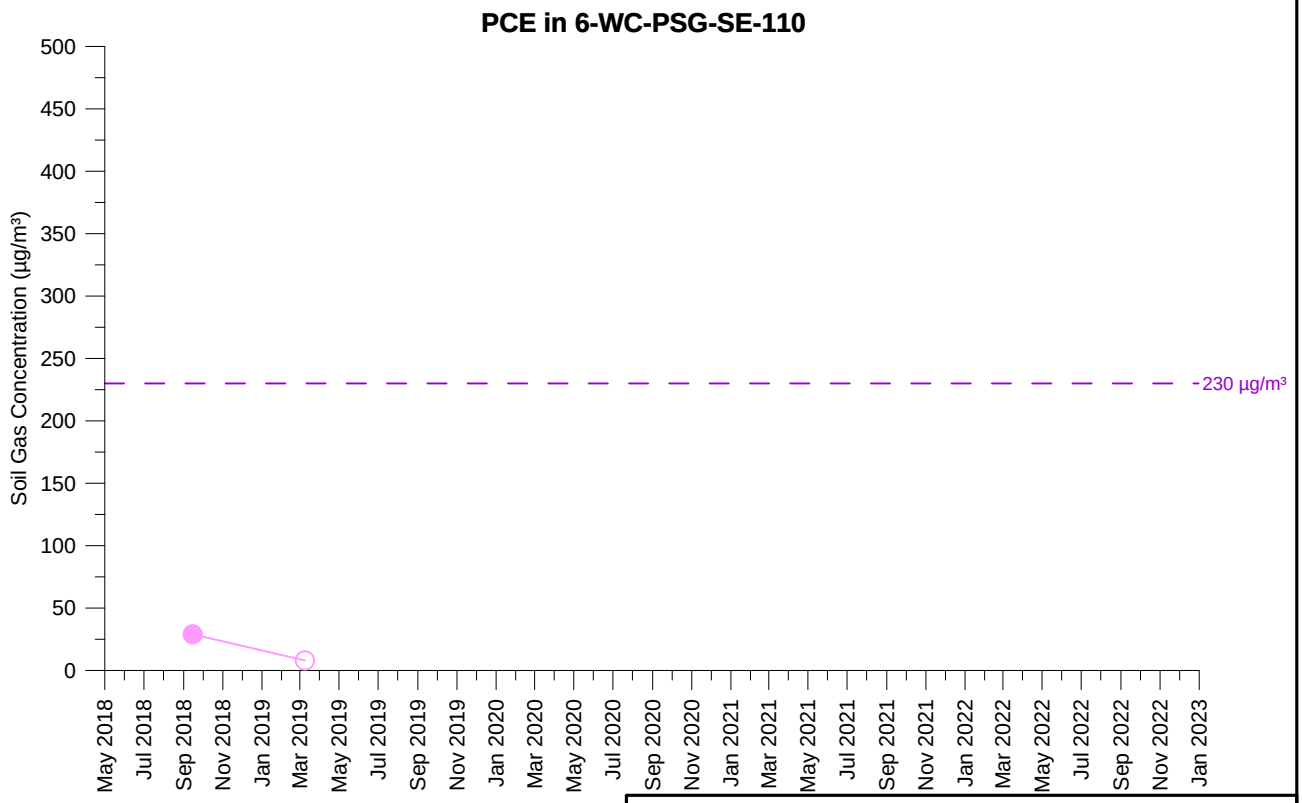

TCE Concentration (5 feet)

PCE Concentration (5 feet)

Open symbol denotes non-detect value

6-WC-PSG-SE-110
TCE AND PCE SOIL GAS CONCENTRATIONS OVER TIME
PARCEL 6
Former Ford Aeronutronic Property
Newport Beach, California

wsp	By: DMO	Proj. No. 8620397107.1.1G
	Date: 2/2/2023	Figure **H-1-337**

C:\Users\dave.oshea\Wood PLC\Bay Area Graphics - Documents\FordNB\fnb\1.1H\22_1117_gr\app_H1\psg_H-1-337_6-WC-PSG-SE-110.grf

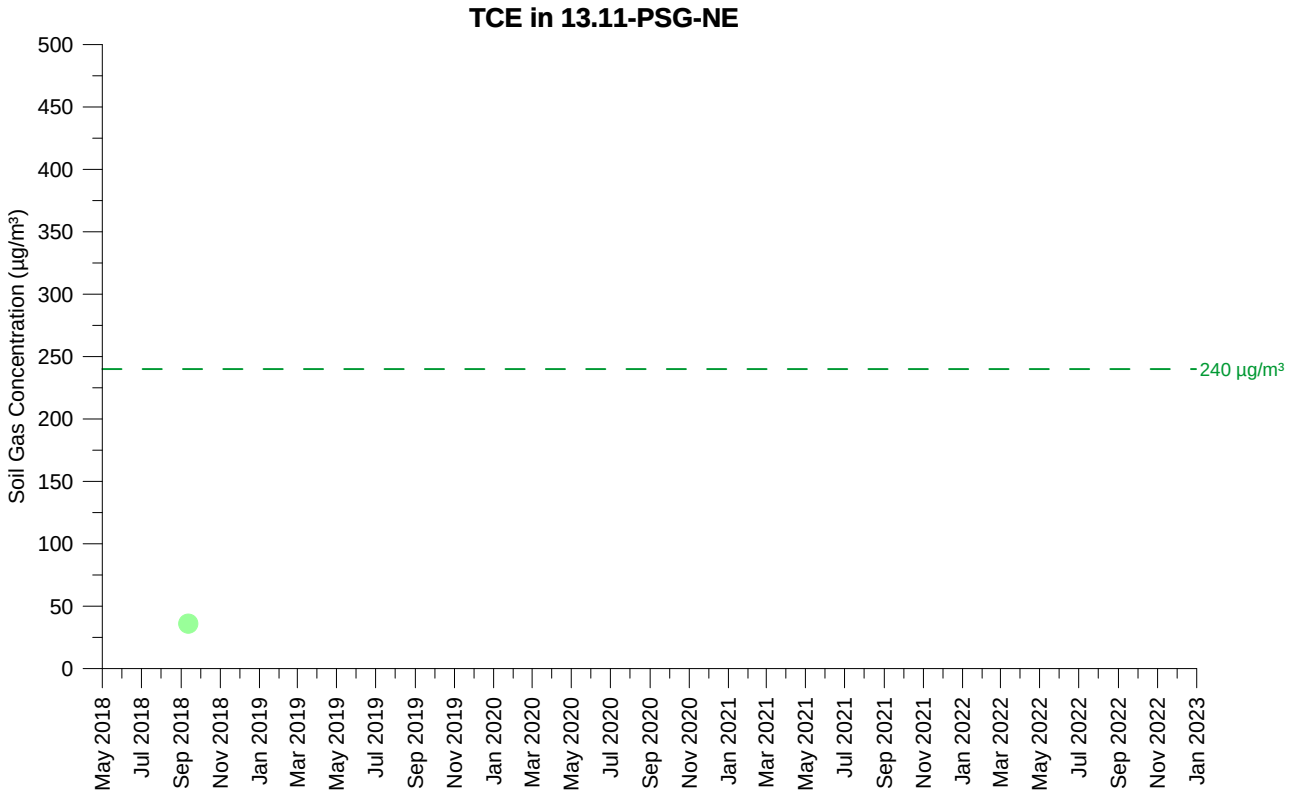

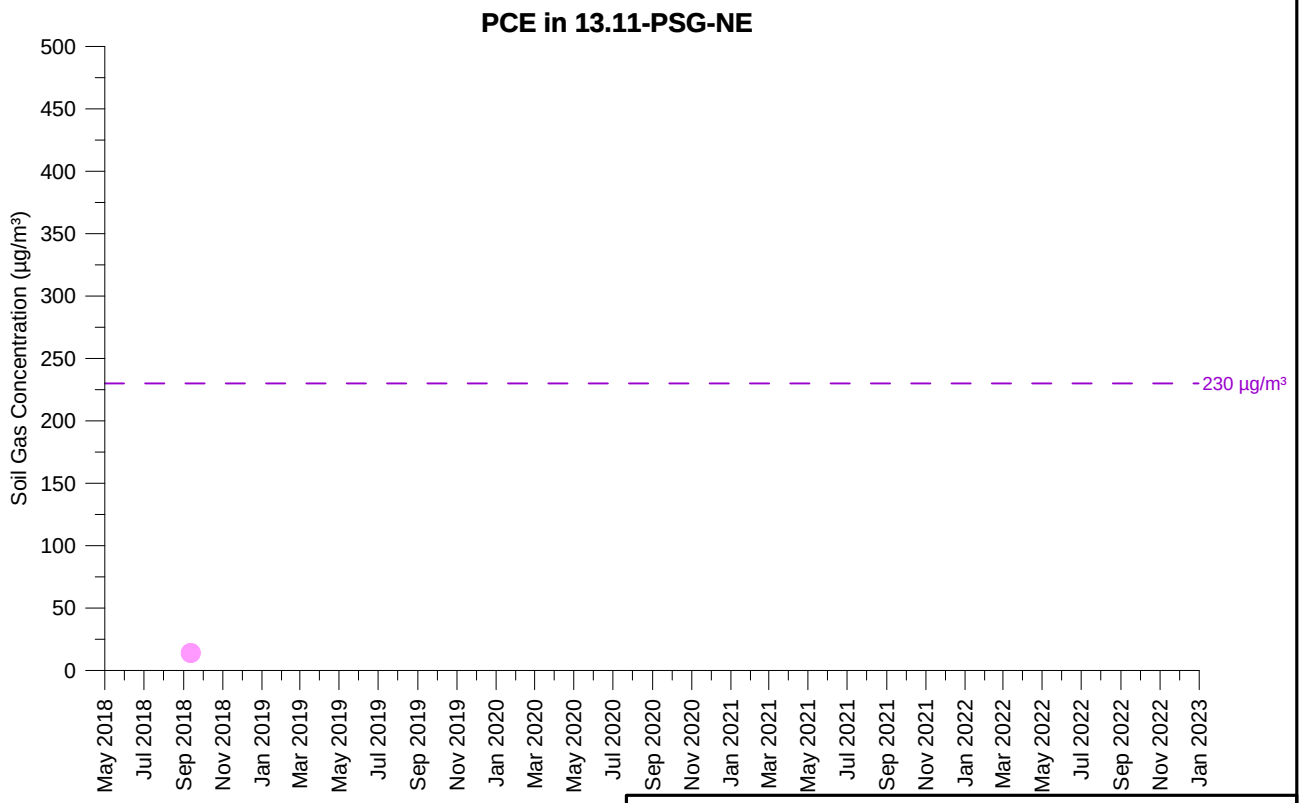

TCE Concentration (5 feet)

PCE Concentration (5 feet)

Open symbol denotes non-detect value

13.11-PSG-NE
TCE AND PCE SOIL GAS CONCENTRATIONS OVER TIME
PARCEL 13
Former Ford Aeronutronic Property
Newport Beach, California

wsp	By: DMO	Proj. No. 8620397107.1.1G
	Date: 2/2/2023	Figure **H-1-338**

C:\Users\dave.oshea\Wood PLC\Bay Area Graphics - Documents\FordNB\fnb\1.1H\22_1117_gr\app_H1\psg_H-1-338_13.11-PSG-NE.grf

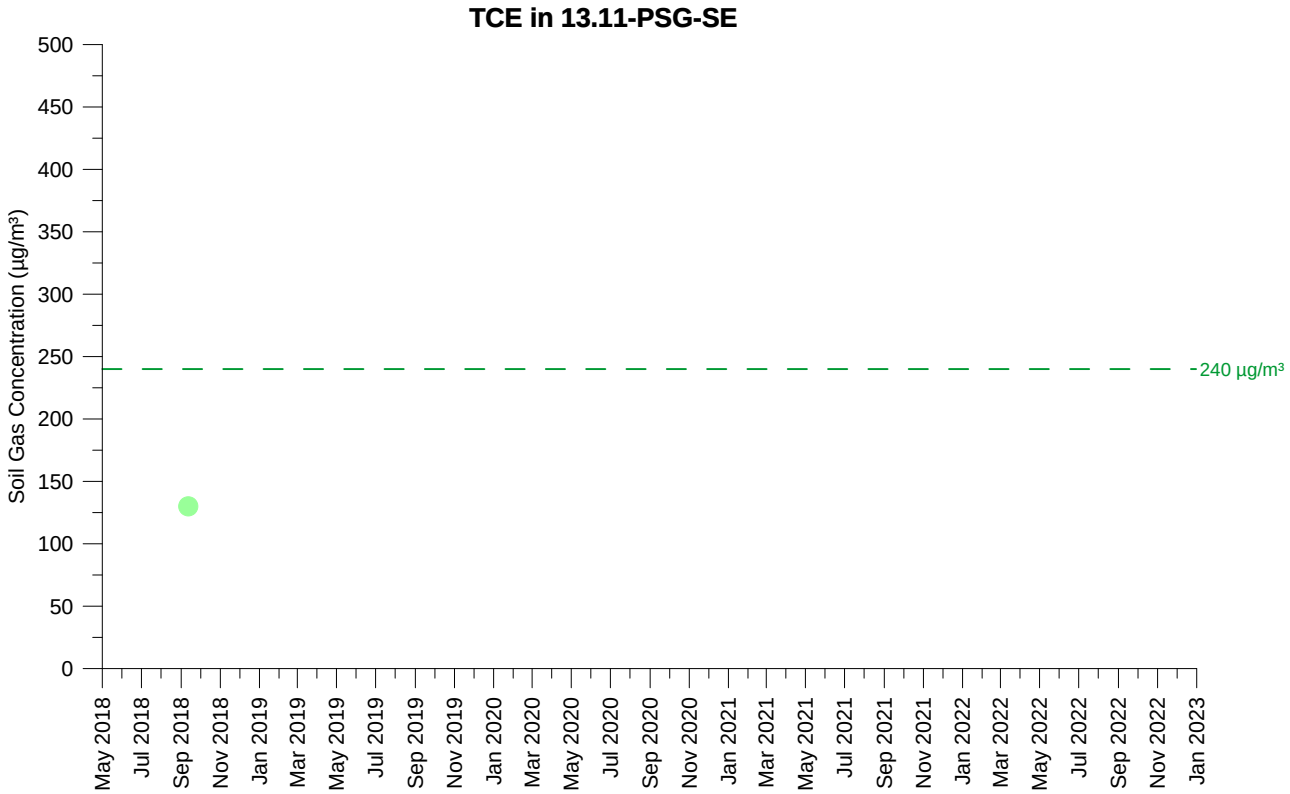

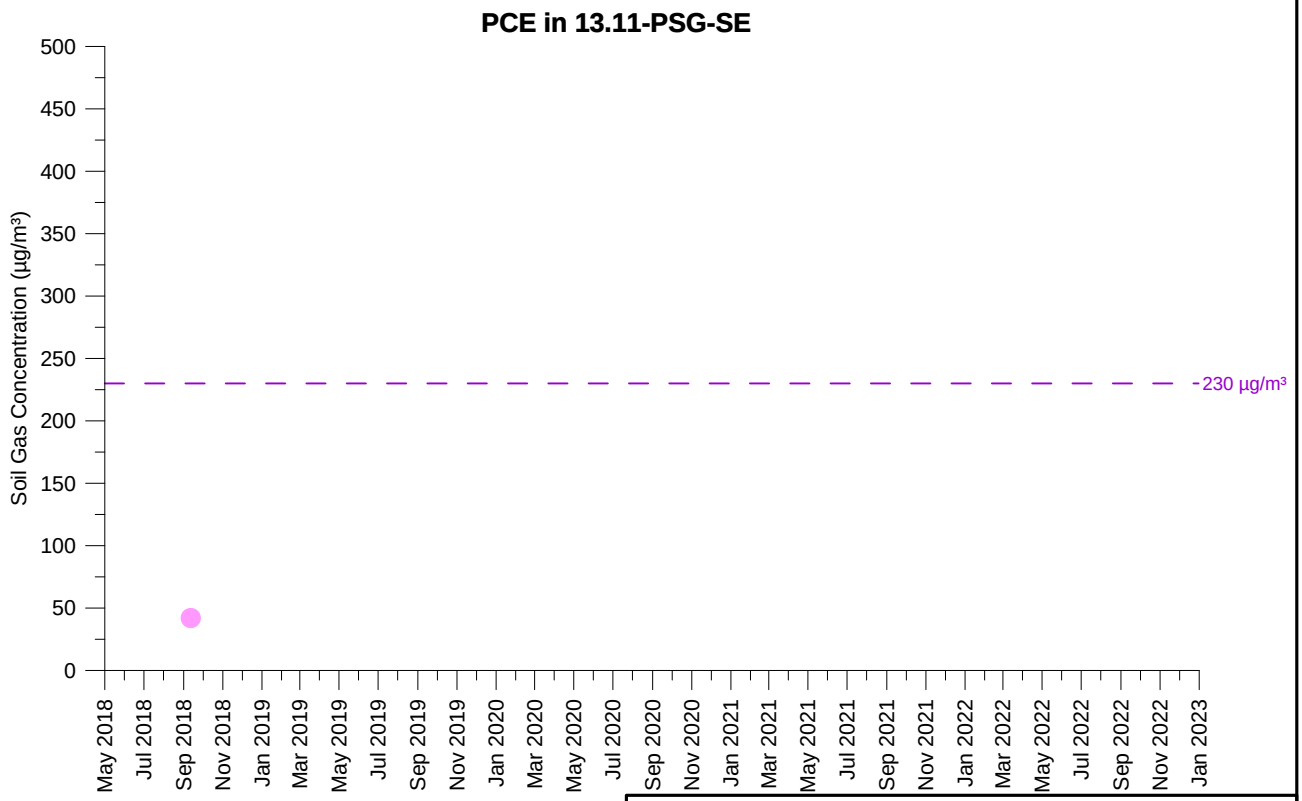

TCE Concentration (5 feet)

PCE Concentration (5 feet)

Open symbol denotes non-detect value

13.11-PSG-SE
TCE AND PCE SOIL GAS CONCENTRATIONS OVER TIME
PARCEL 13
Former Ford Aeronutronic Property
Newport Beach, California

wsp	By: DMO	Proj. No. 8620397107.1.1G
	Date: 2/2/2023	Figure **H-1-339**

C:\Users\dave.oshea\Wood PLC\Bay Area Graphics - Documents\FordNB\fnb\1.1H\22_1117_gr\app_H1\psg_H-1-339_13.11-PSG-SE.grf

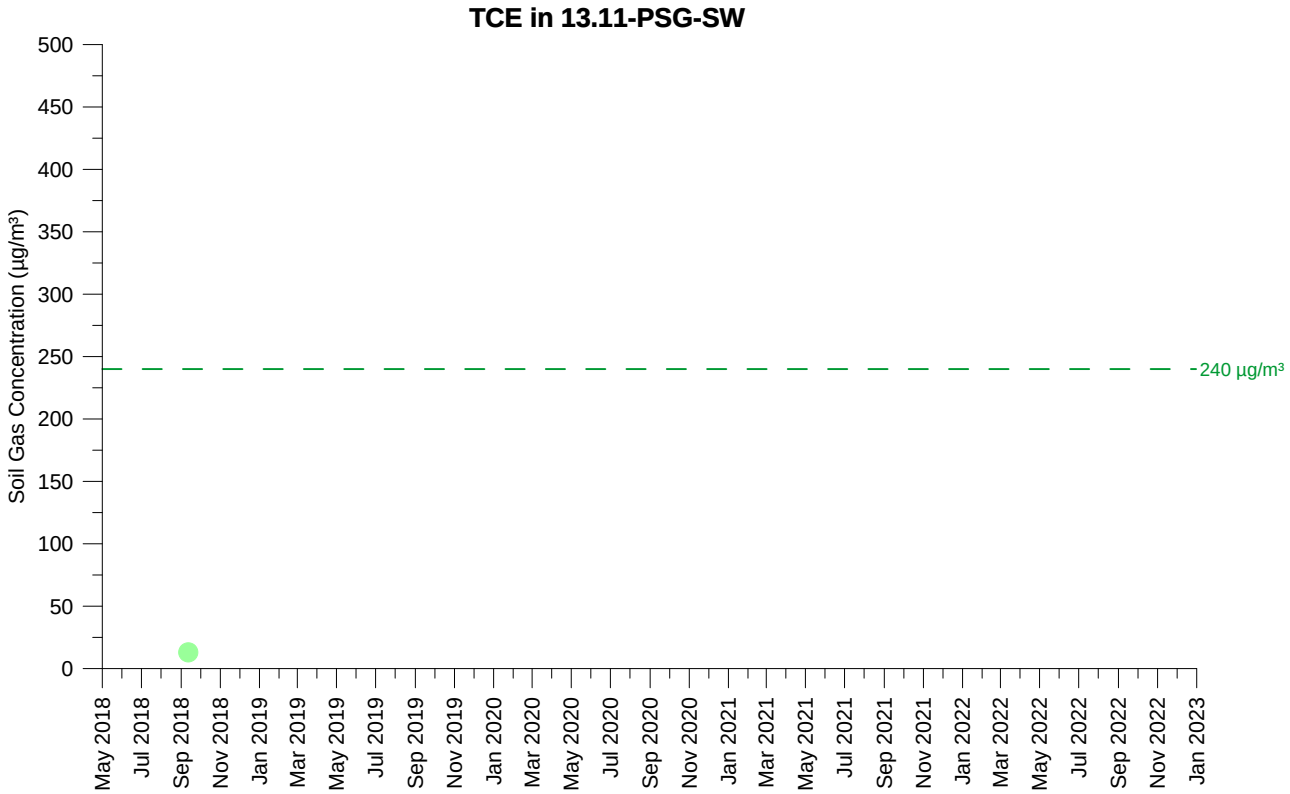

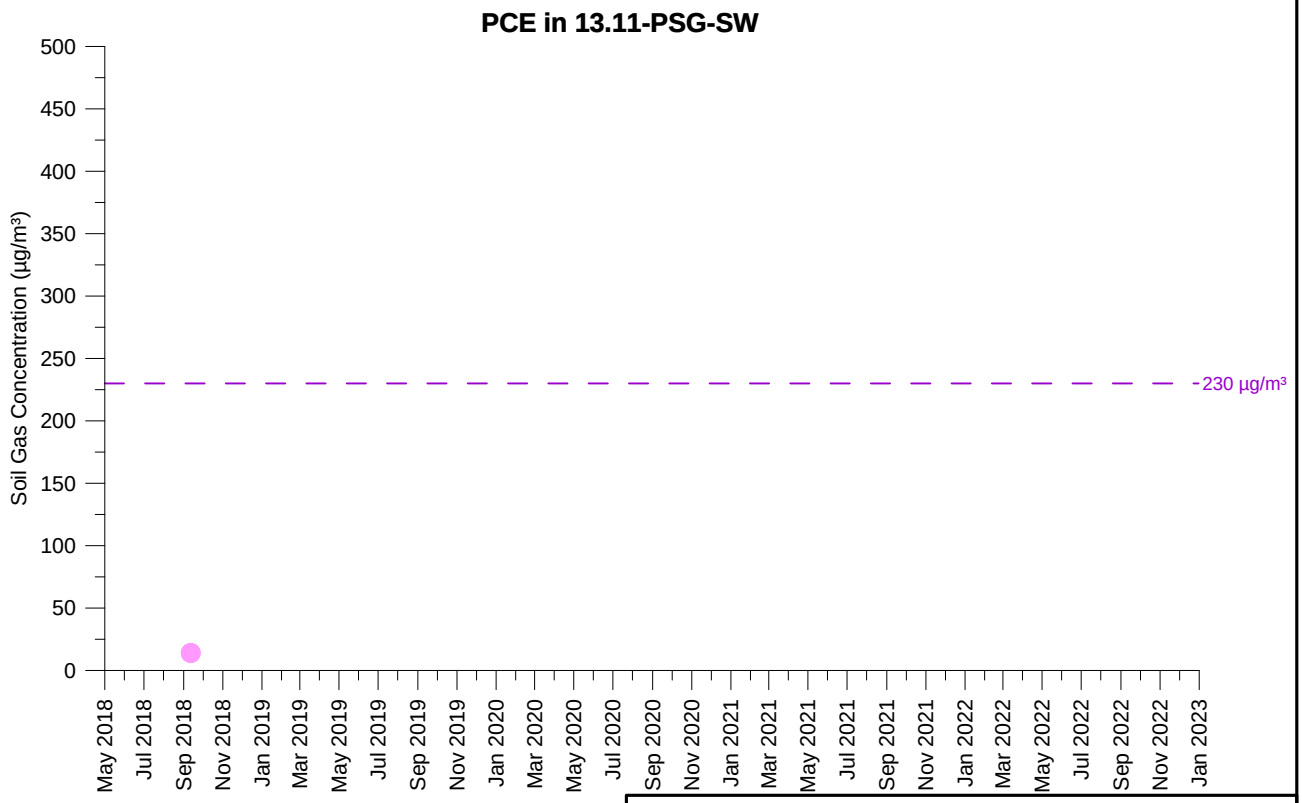

TCE Concentration (5 feet)

PCE Concentration (5 feet)

Open symbol denotes non-detect value

13.11-PSG-SW
TCE AND PCE SOIL GAS CONCENTRATIONS OVER TIME
PARCEL 13
Former Ford Aeronutronic Property
Newport Beach, California

wsp	By: DMO	Proj. No. 8620397107.1.1G
	Date: 2/2/2023	Figure **H-1-340**

C:\Users\dave.oshea\Wood PLC\Bay Area Graphics - Documents\FordNB\fnb\1.1H\22_1117_gr\app_H1\psg_H-1-340_13.11-PSG-SW.grf

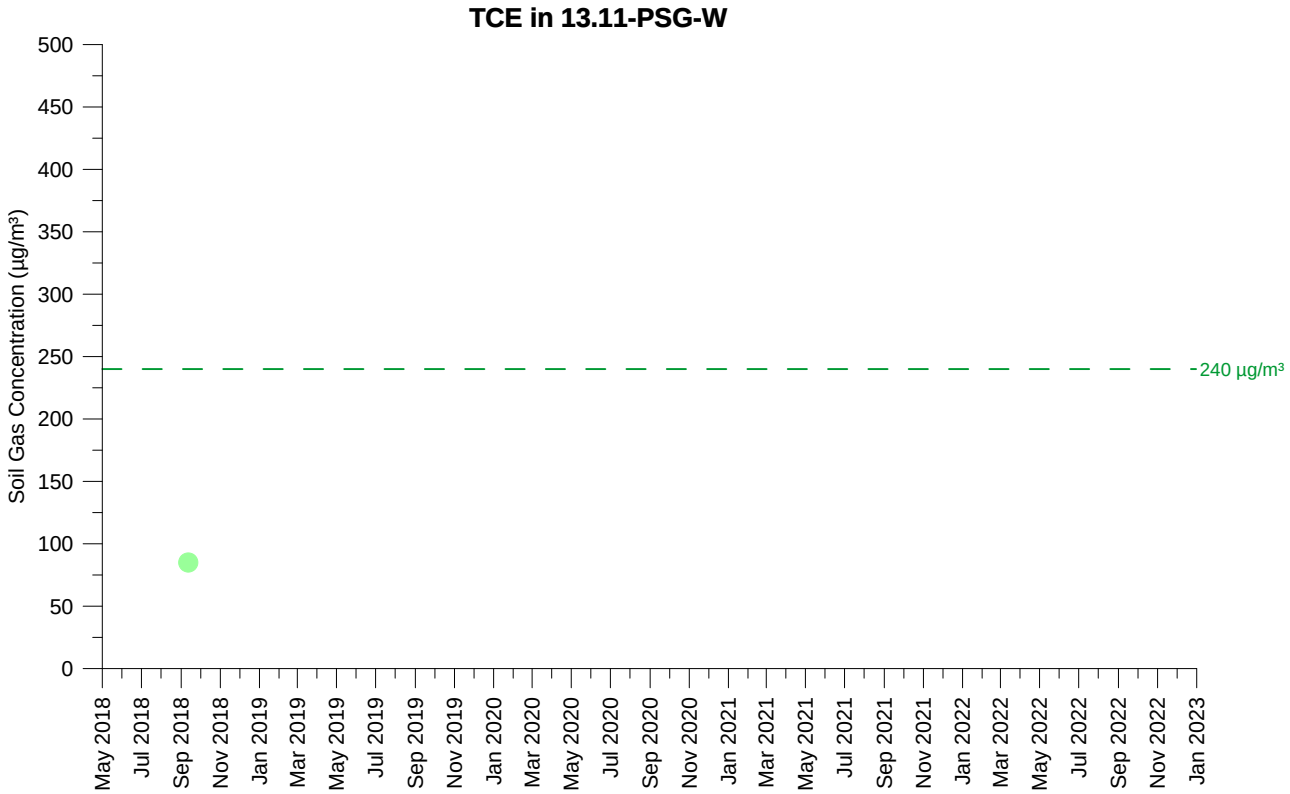

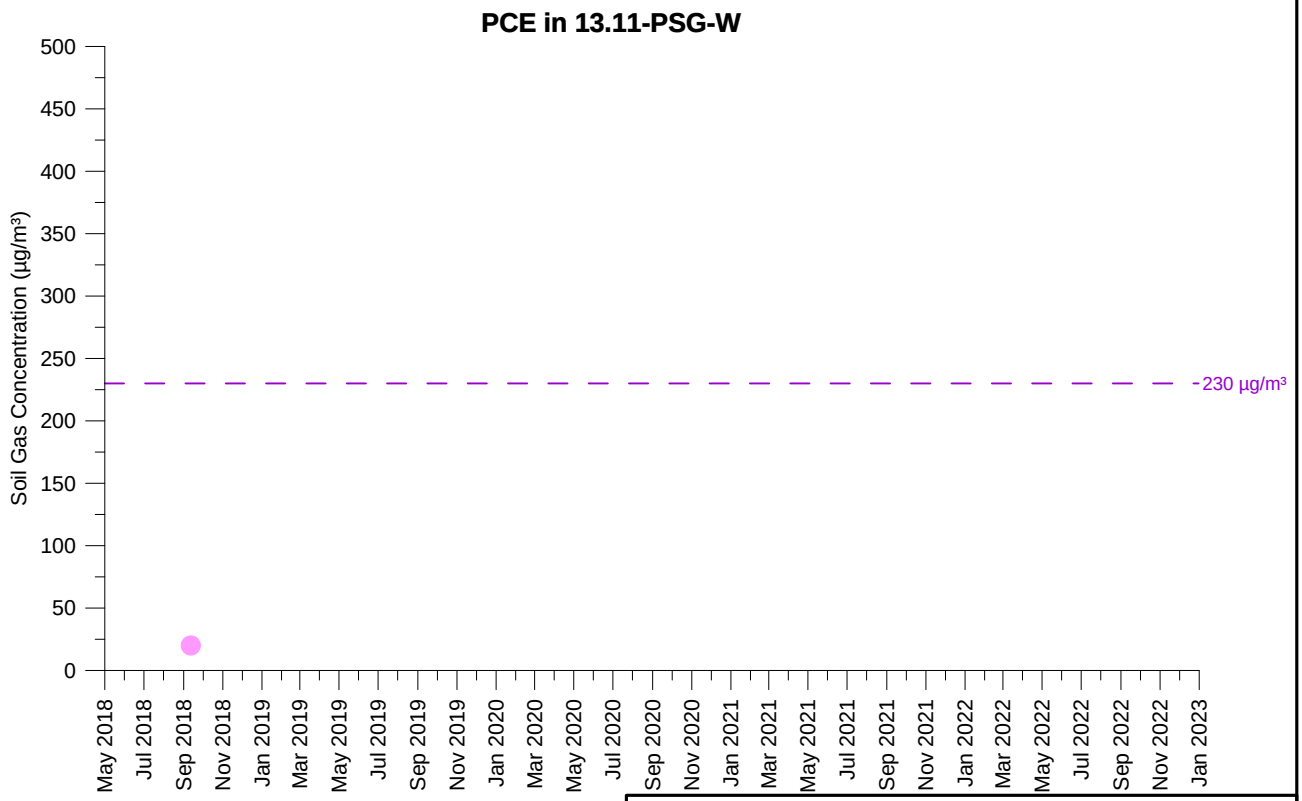

TCE Concentration (5 feet)

PCE Concentration (5 feet)

Open symbol denotes non-detect value

13.11-PSG-W
TCE AND PCE SOIL GAS CONCENTRATIONS OVER TIME
PARCEL 13
Former Ford Aeronutronic Property
Newport Beach, California

wsp	By: DMO	Proj. No. 8620397107.1.1G
	Date: 2/2/2023	Figure **H-1-341**

C:\Users\dave.oshea\Wood PLC\Bay Area Graphics - Documents\FordNB\fnb\1.1H\22_1117_gr\app_H1\psg_H-1-341_13.11-PSG-W.grf

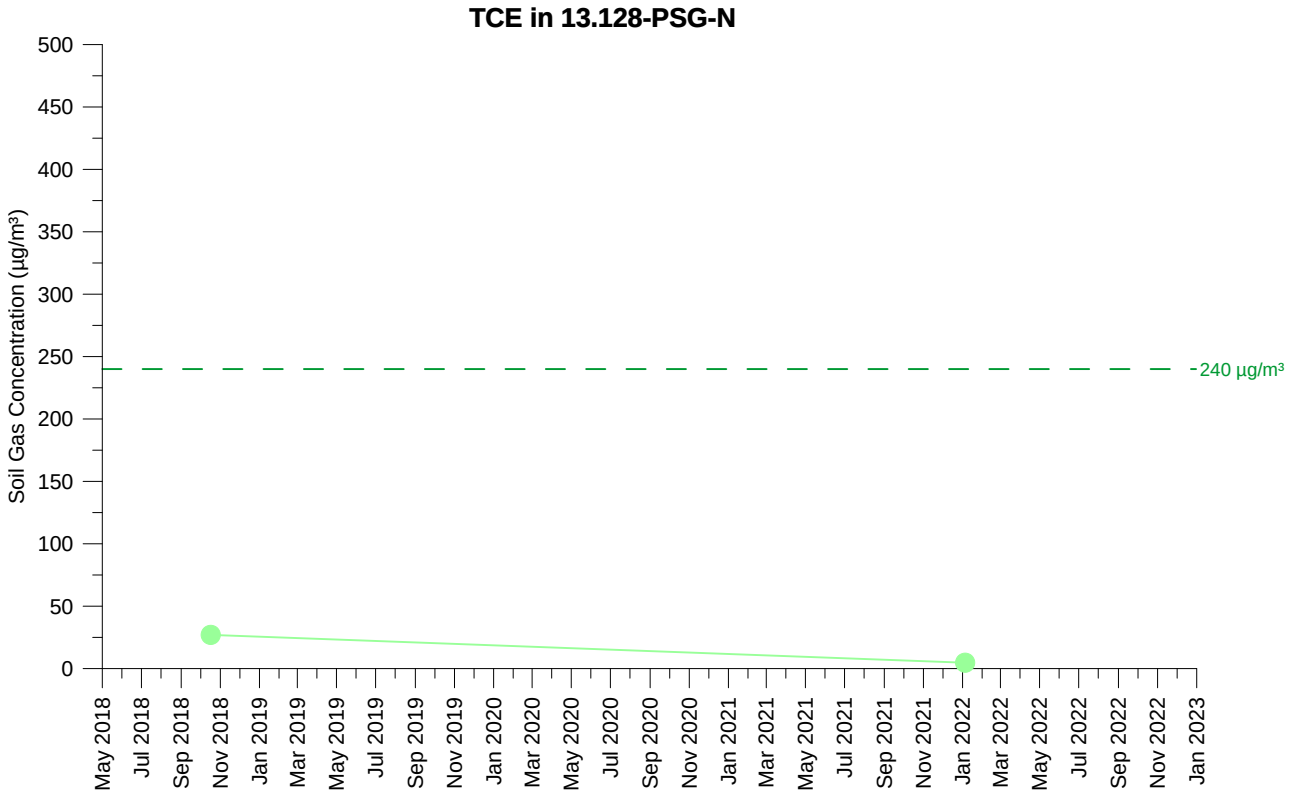

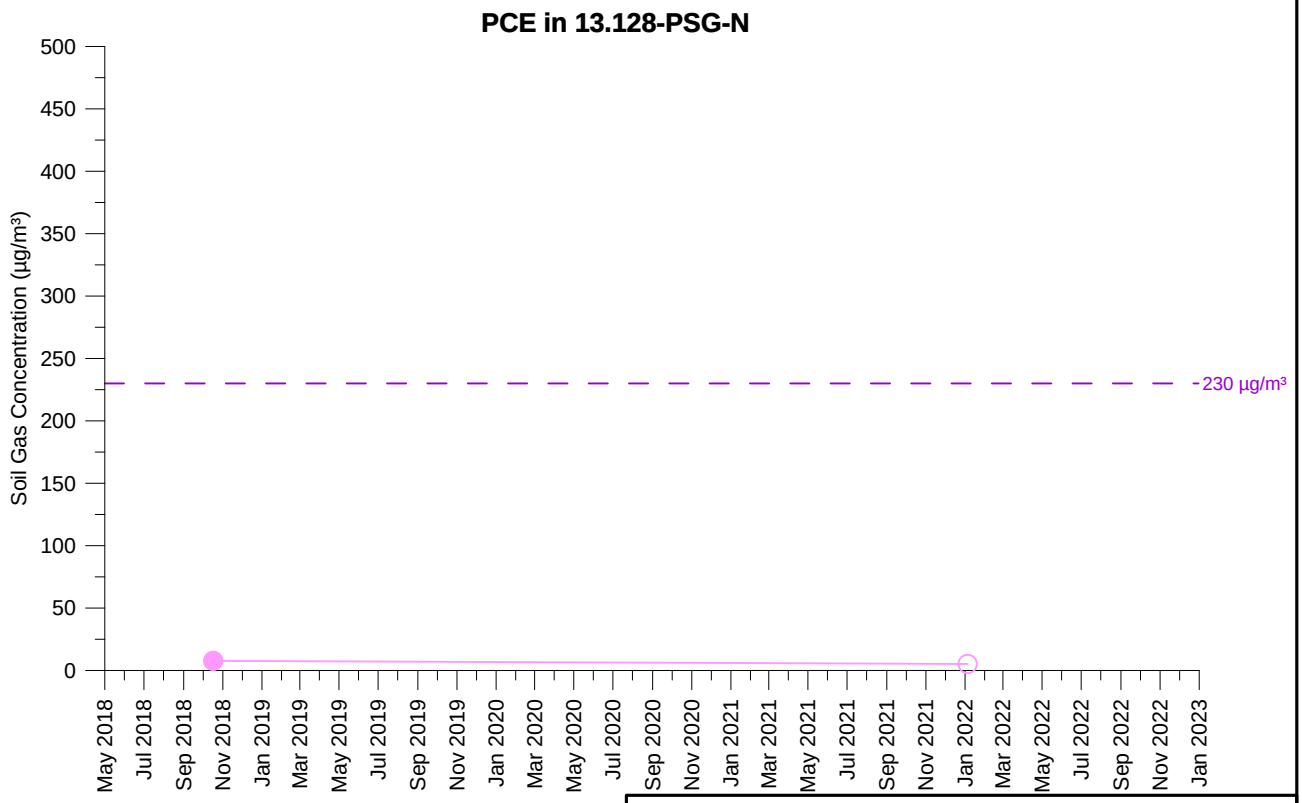

TCE Concentration (5 feet)

PCE Concentration (5 feet)

Open symbol denotes non-detect value

13.128-PSG-N
TCE AND PCE SOIL GAS CONCENTRATIONS OVER TIME
PARCEL 13
Former Ford Aeronutronic Property
Newport Beach, California

wsp	By: DMO	Proj. No. 8620397107.1.1G
	Date: 2/2/2023	Figure **H-1-342**

C:\Users\dave.oshea\Wood PLC\Bay Area Graphics - Documents\FordNB\fnb\1.1H\22_1117_gr\app_H1\psg_H-1-342_13.128-PSG-N.grf

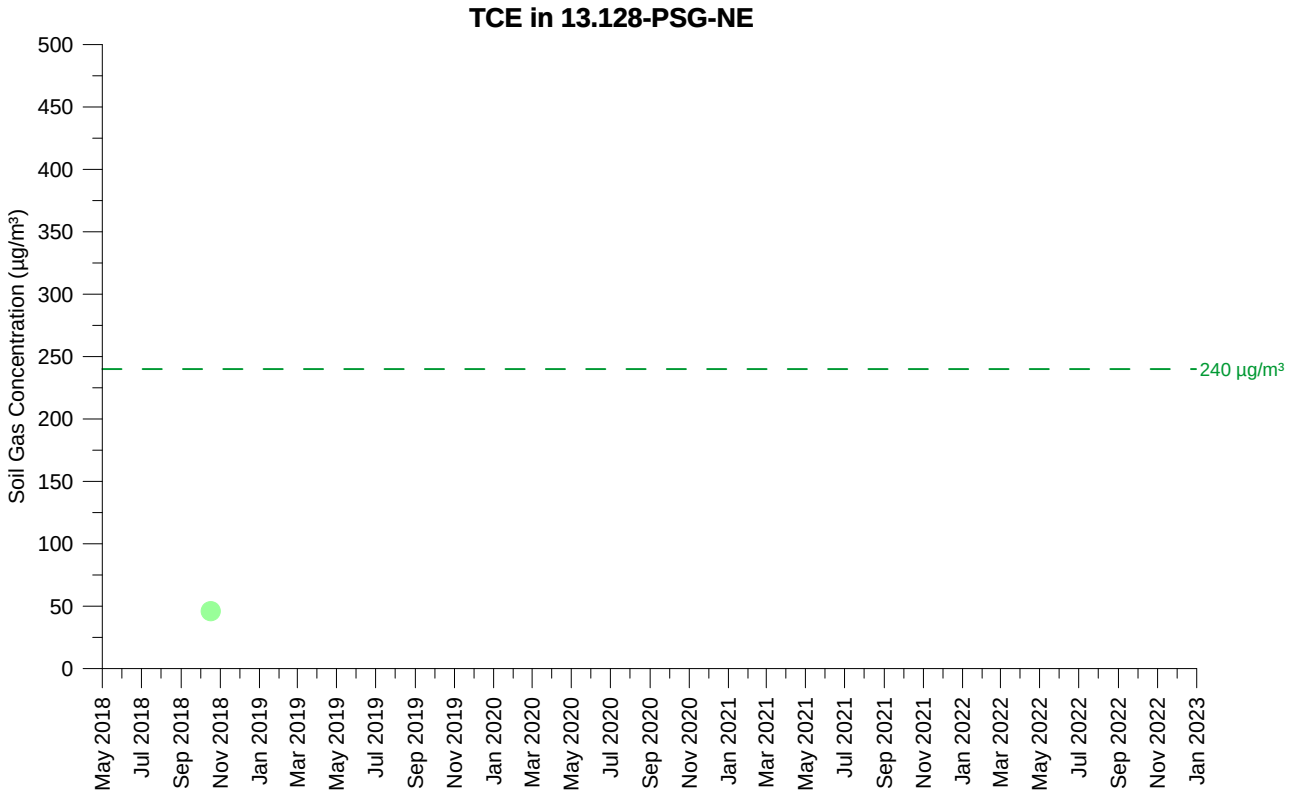

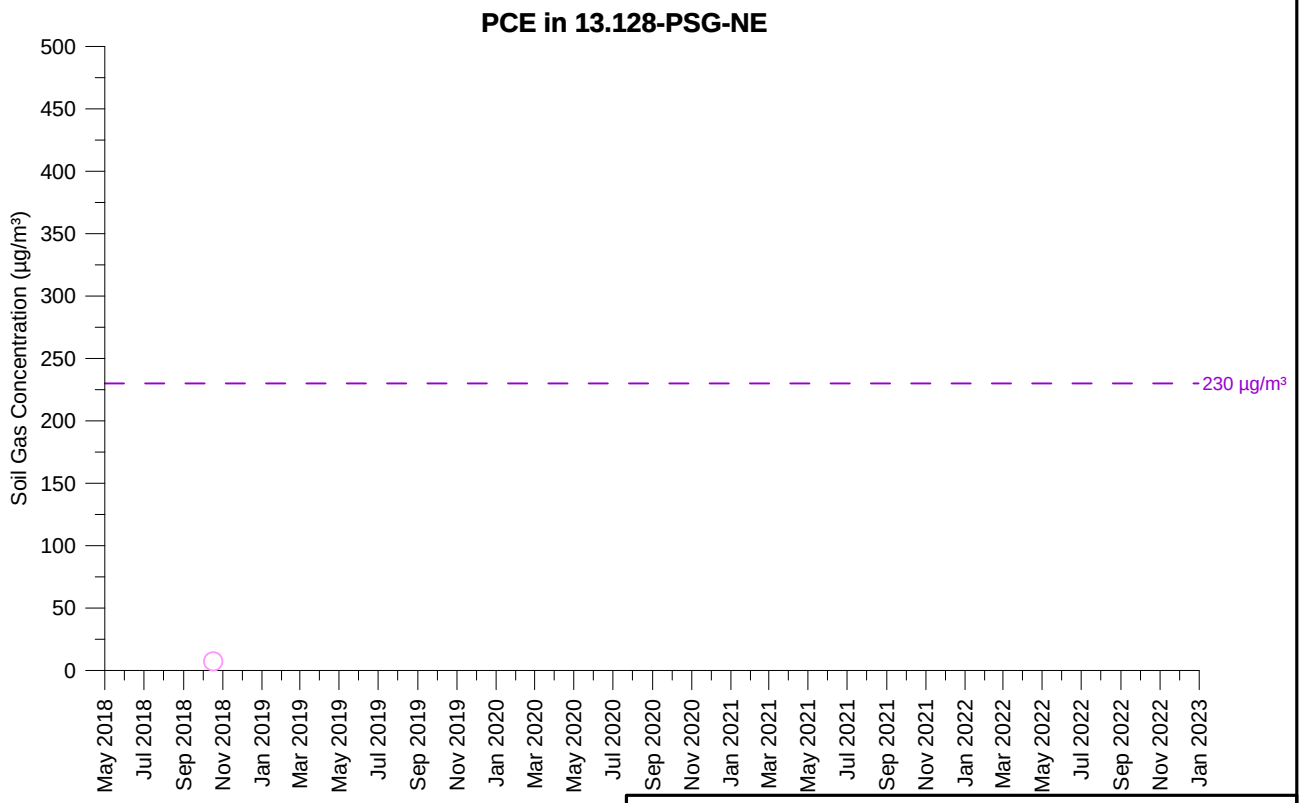

TCE Concentration (5 feet)

PCE Concentration (5 feet)

Open symbol denotes non-detect value

13.128-PSG-NE
TCE AND PCE SOIL GAS CONCENTRATIONS OVER TIME
PARCEL 13
Former Ford Aeronutronic Property
Newport Beach, California

wsp	By: DMO	Proj. No. 8620397107.1.1G
	Date: 2/2/2023	Figure **H-1-343**

C:\Users\dave.oshea\Wood PLC\Bay Area Graphics - Documents\FordNB\fnb\1.1H\22_1117_gr\app_H1\psg_H-1-343_13.128-PSG-NE.grf

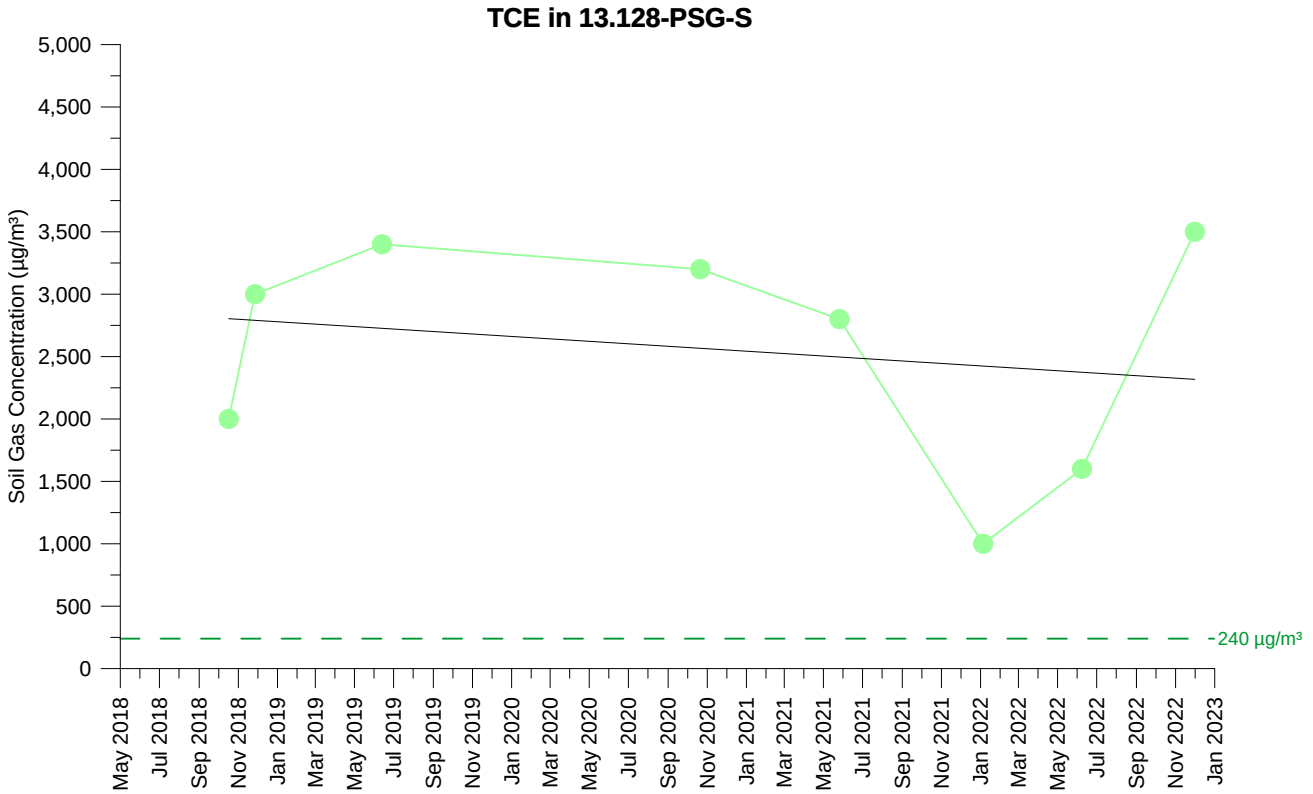

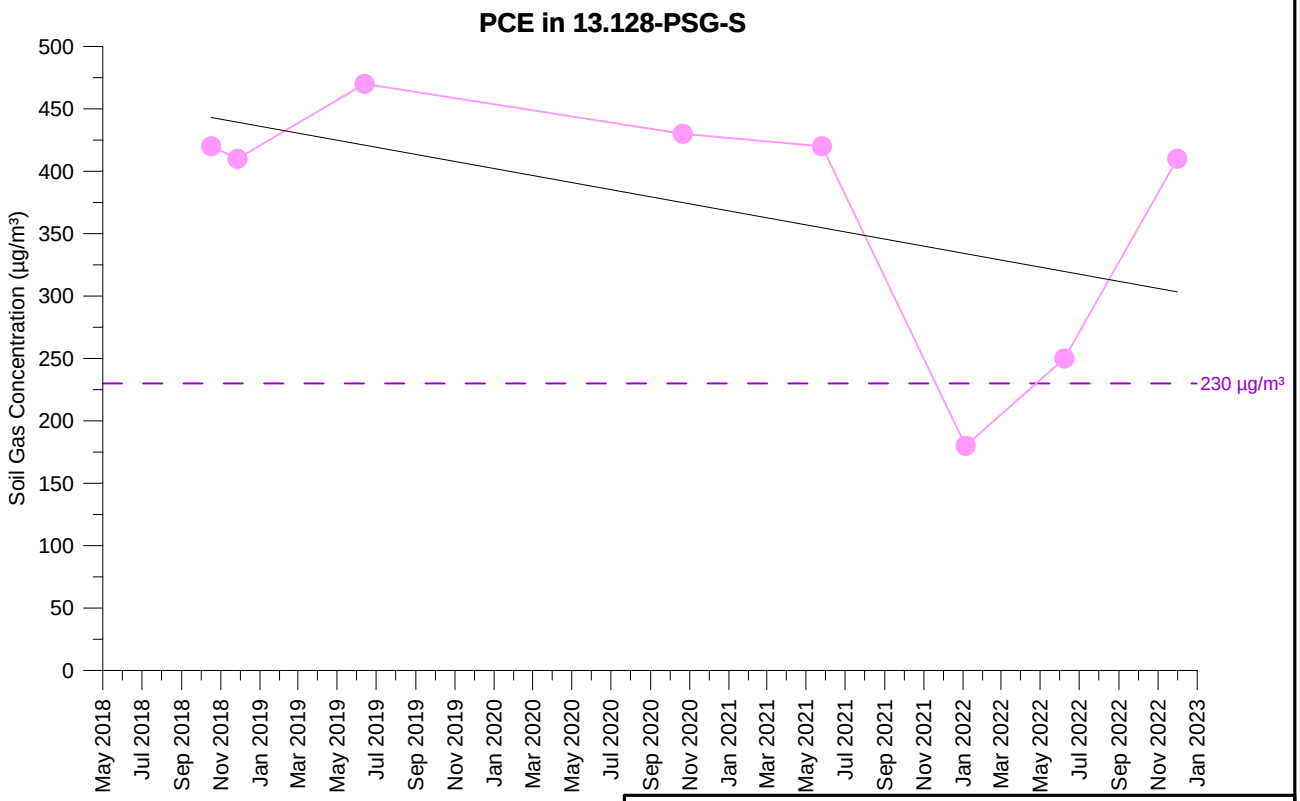

TCE Concentration (5 feet)

PCE Concentration (5 feet)

Open symbol denotes non-detect value

13.128-PSG-S
TCE AND PCE SOIL GAS CONCENTRATIONS OVER TIME
PARCEL 13
Former Ford Aeronutronic Property
Newport Beach, California

wsp	By: DMO	Proj. No. 8620397107.1.1G
	Date: 2/2/2023	Figure **H-1-344**

C:\Users\dave.oshea\Wood PLC\Bay Area Graphics - Documents\FordNB\fnb\1.1H\22_1117_gr\app_H1\psg_H-1-344_13.128-PSG-S.grf

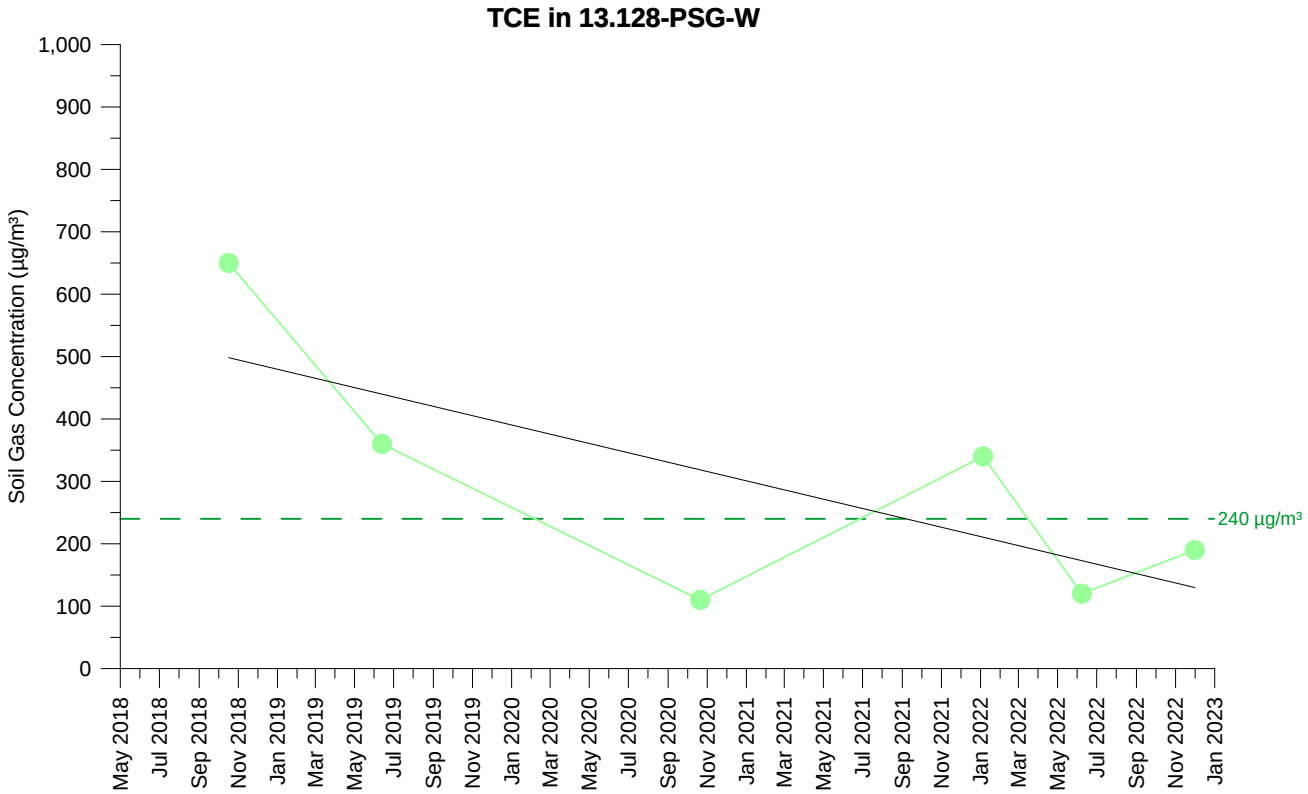

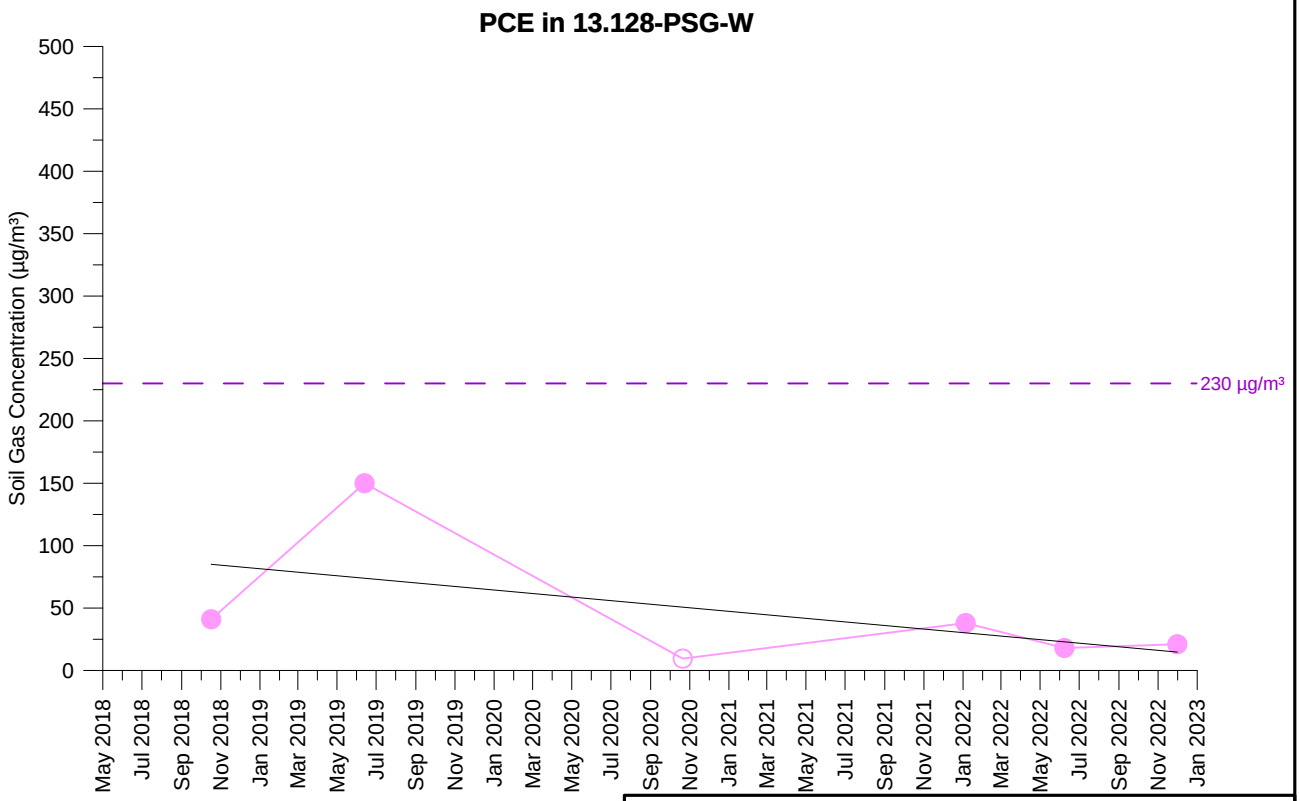

TCE Concentration (5 feet)

PCE Concentration (5 feet)

Open symbol denotes non-detect value

13.128-PSG-W
TCE AND PCE SOIL GAS CONCENTRATIONS OVER TIME
PARCEL 13
Former Ford Aeronutronic Property
Newport Beach, California

wsp	By: DMO	Proj. No. 8620397107.1.1G
	Date: 2/2/2023	Figure **H-1-345**

C:\Users\dave.oshea\Wood PLC\Bay Area Graphics - Documents\FordNB\fnb\1.1H\22_1117_gr\app_H1\psg_H-1-345_13.128-PSG-W.grf

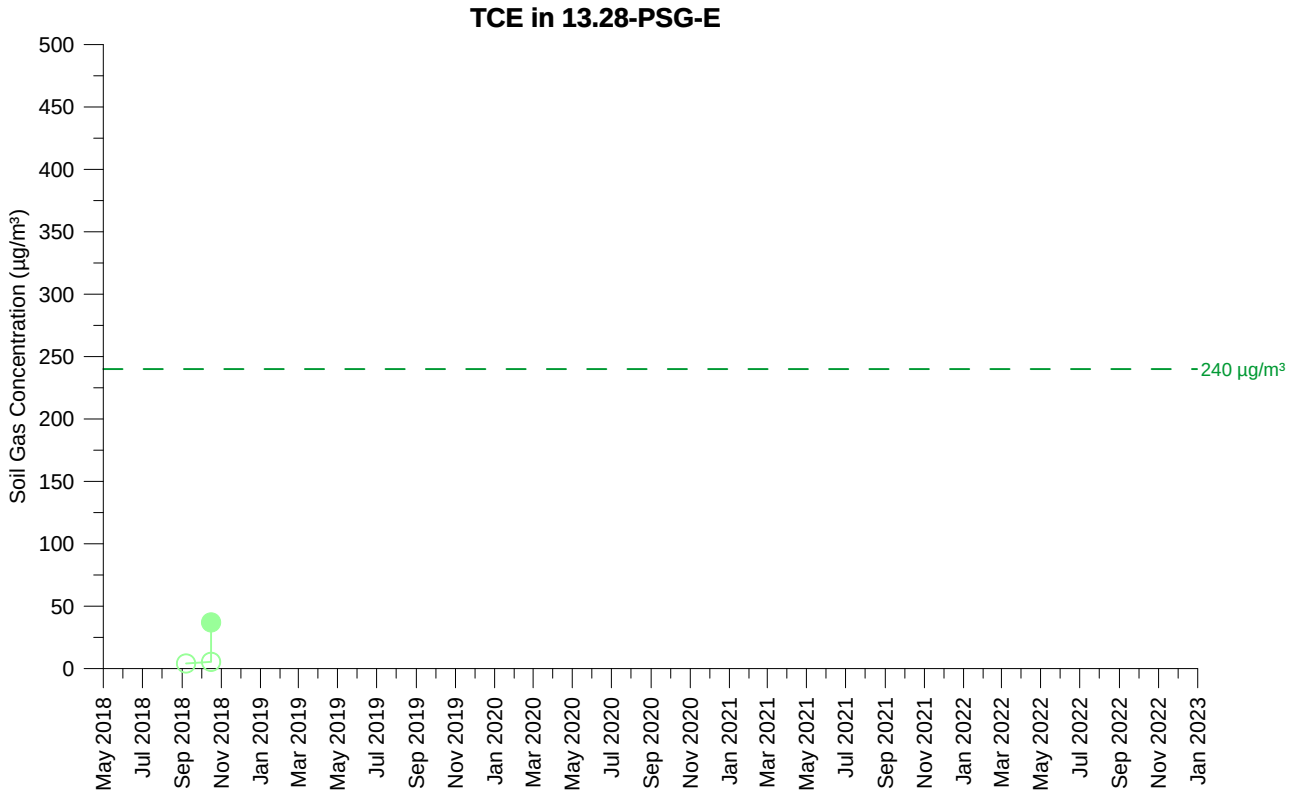

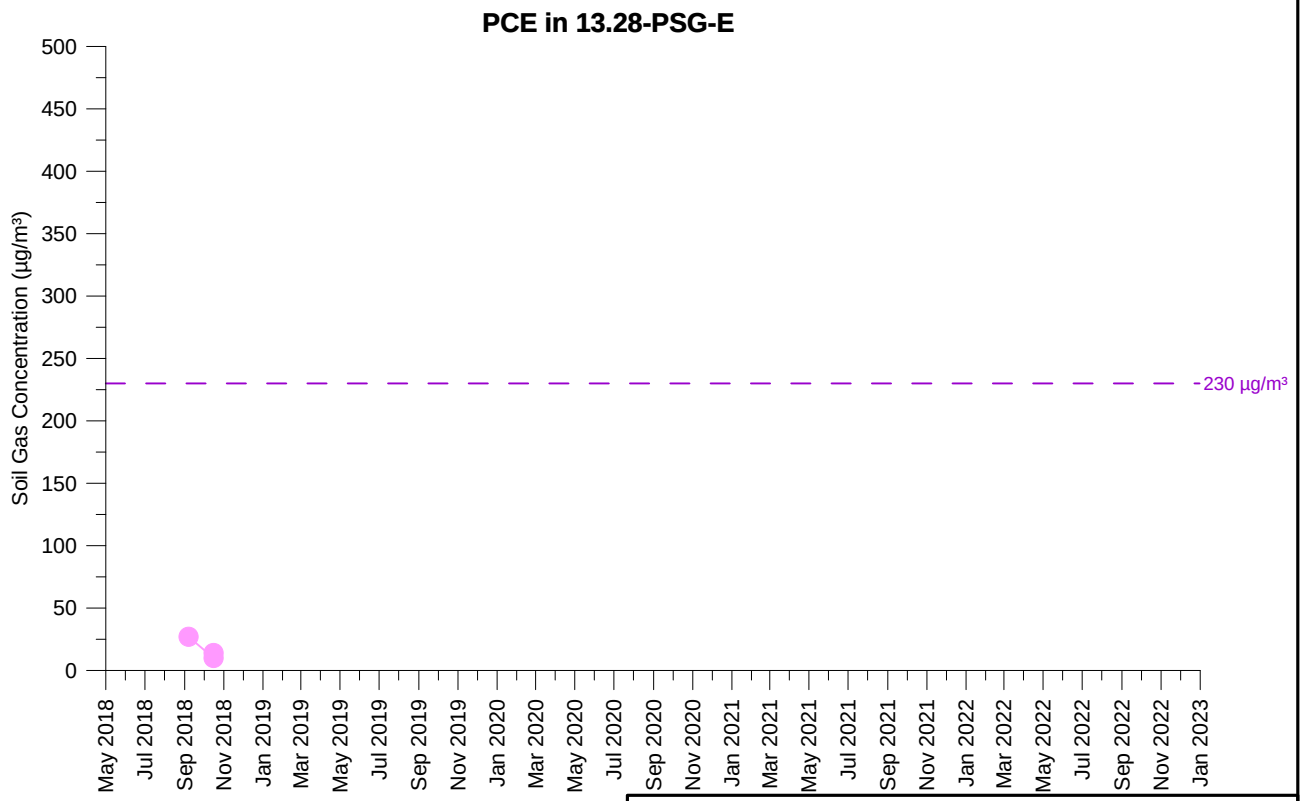

TCE Concentration (5 feet)

PCE Concentration (5 feet)

Open symbol denotes non-detect value

13.28-PSG-E
TCE AND PCE SOIL GAS CONCENTRATIONS OVER TIME
PARCEL 13
Former Ford Aeronutronic Property
Newport Beach, California

wsp	By: DMO	Proj. No. 8620397107.1.1G
	Date: 2/2/2023	Figure **H-1-346**

C:\Users\dave.oshea\Wood PLC\Bay Area Graphics - Documents\FordNB\fnb\1.1H\22_1117_gr\app_H1\psg_H-1-346_13.28-PSG-E.grf

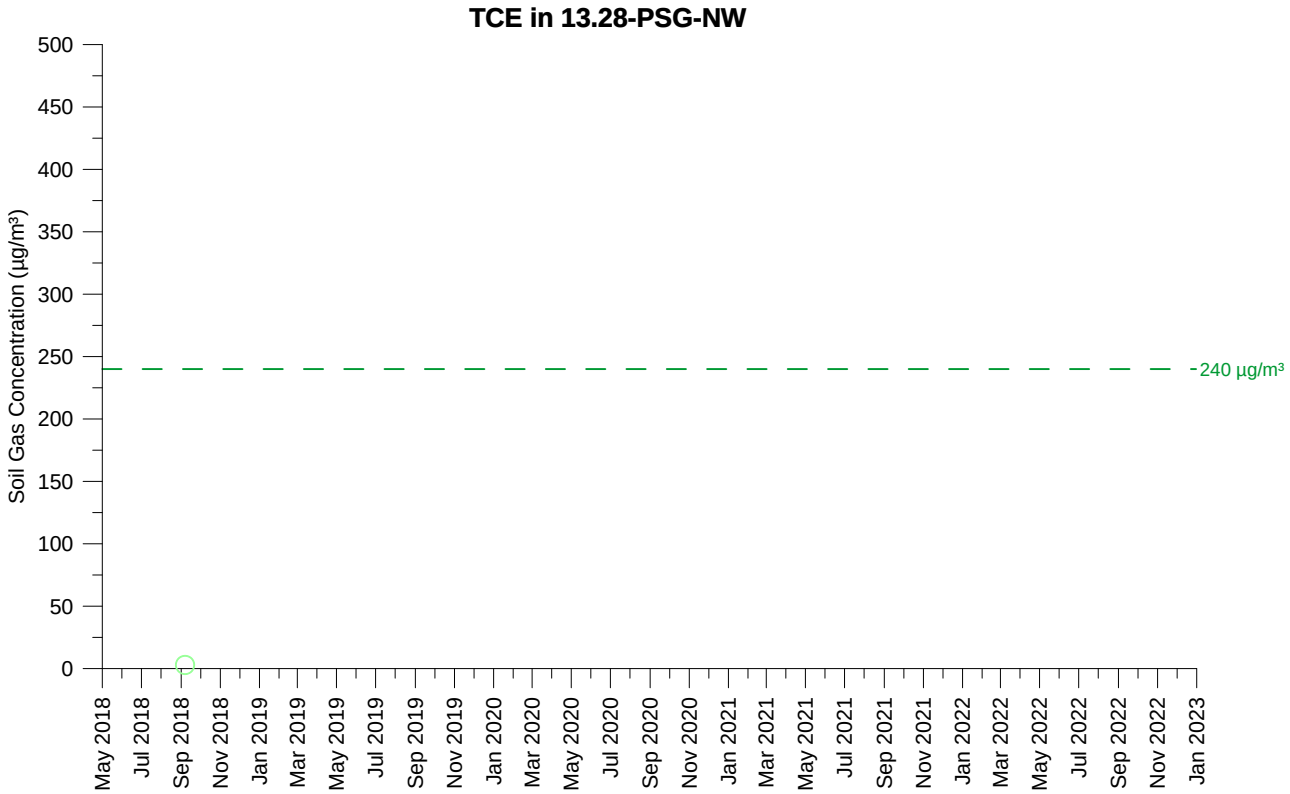

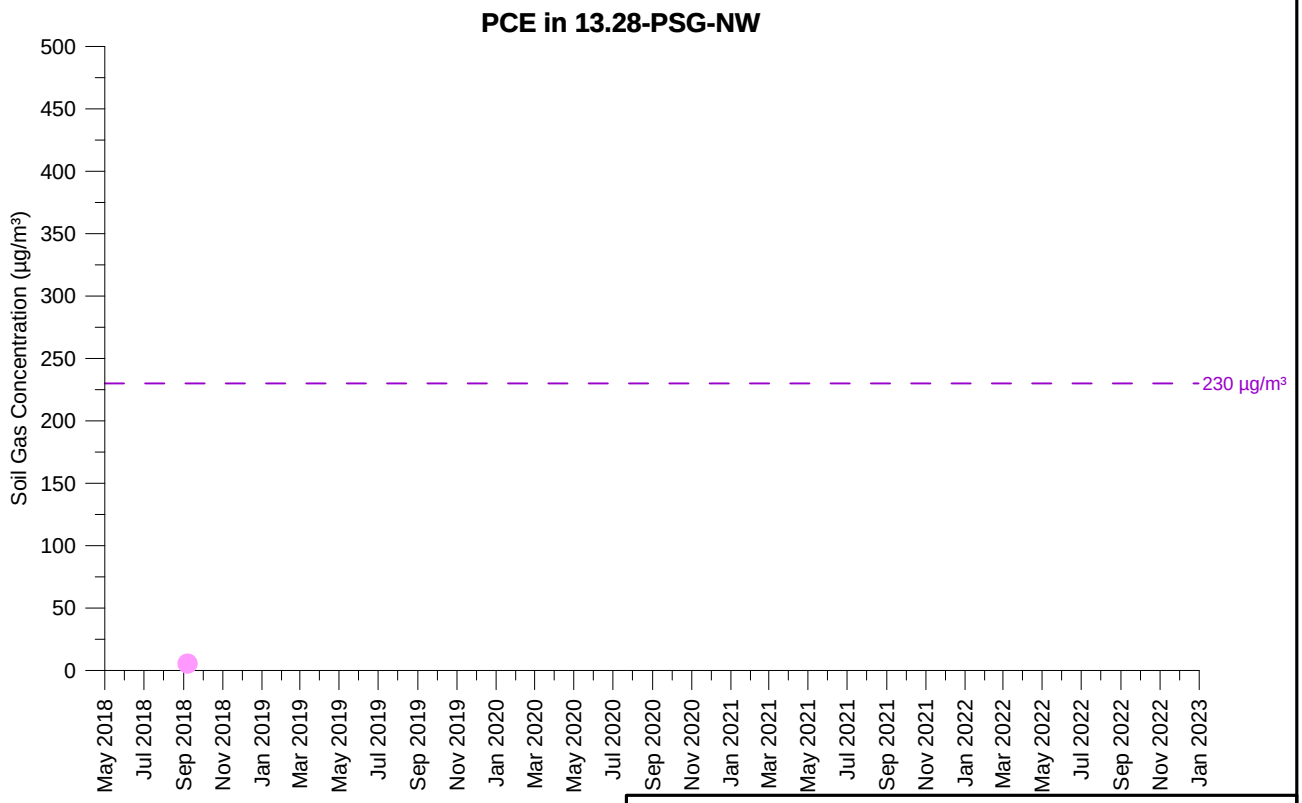

TCE Concentration (5 feet)

PCE Concentration (5 feet)

Open symbol denotes non-detect value

13.28-PSG-NW
TCE AND PCE SOIL GAS CONCENTRATIONS OVER TIME
PARCEL 13
Former Ford Aeronutronic Property
Newport Beach, California

wsp	By: DMO	Proj. No. 8620397107.1.1G
	Date: 2/2/2023	Figure **H-1-347**

C:\Users\dave.oshea\Wood PLC\Bay Area Graphics - Documents\FordNB\fnb\1.1H\22_1117_gr\app_H1\psg_H-1-347_13.28-PSG-NW.grf

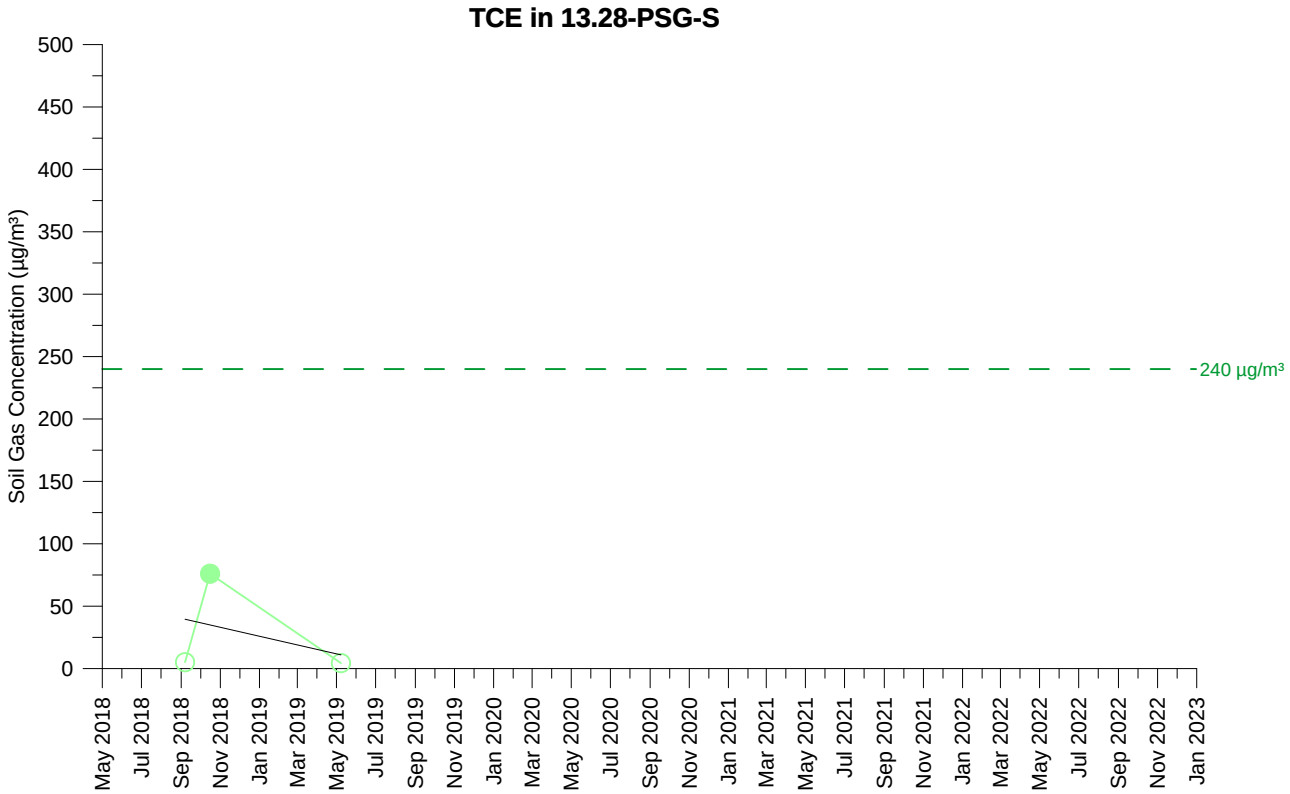

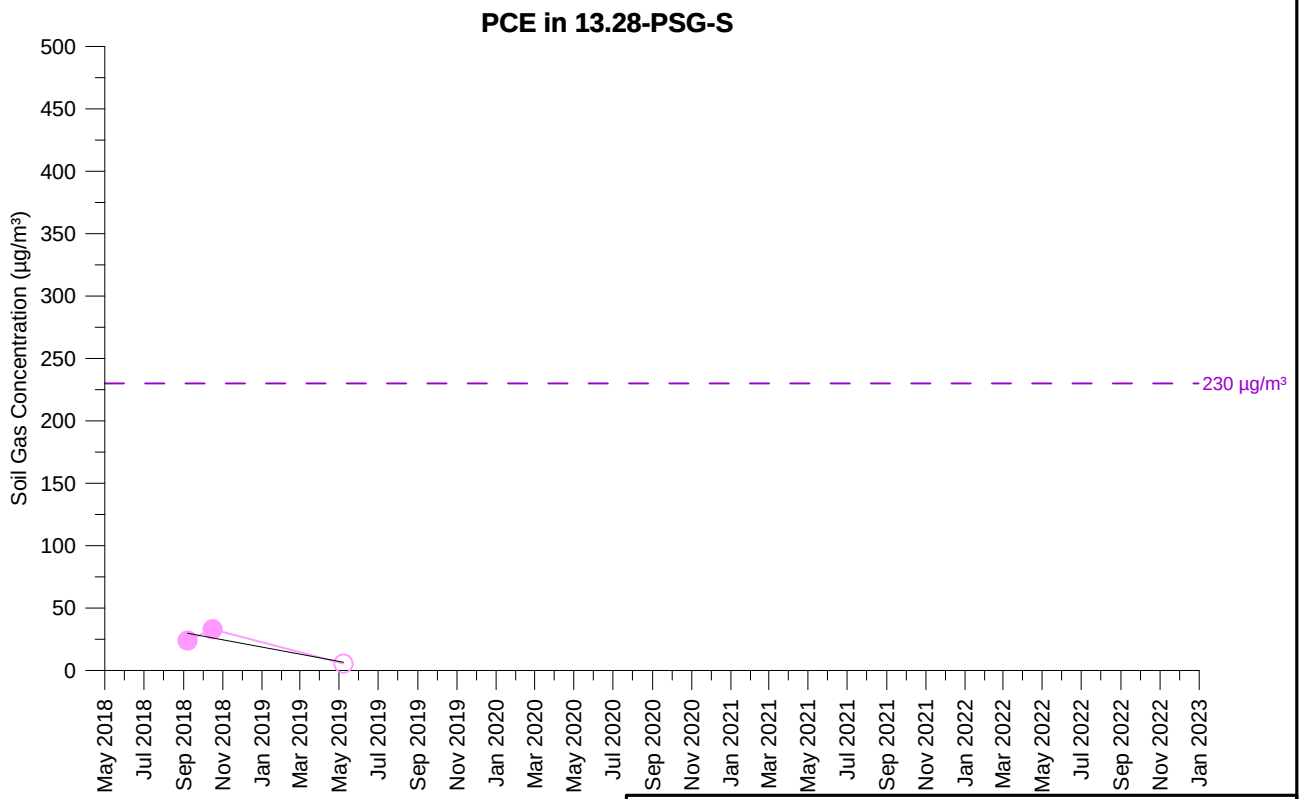

TCE Concentration (5 feet)

PCE Concentration (5 feet)

Open symbol denotes non-detect value

13.28-PSG-S
TCE AND PCE SOIL GAS CONCENTRATIONS OVER TIME
PARCEL 13
Former Ford Aeronutronic Property
Newport Beach, California

wsp	By: DMO	Proj. No. 8620397107.1.1G
	Date: 2/2/2023	Figure **H-1-348**

C:\Users\dave.oshea\Wood PLC\Bay Area Graphics - Documents\FordNB\fnb\1.1H\22_1117_gr\app_H1\psg_H-1-348_13.28-PSG-S.grf

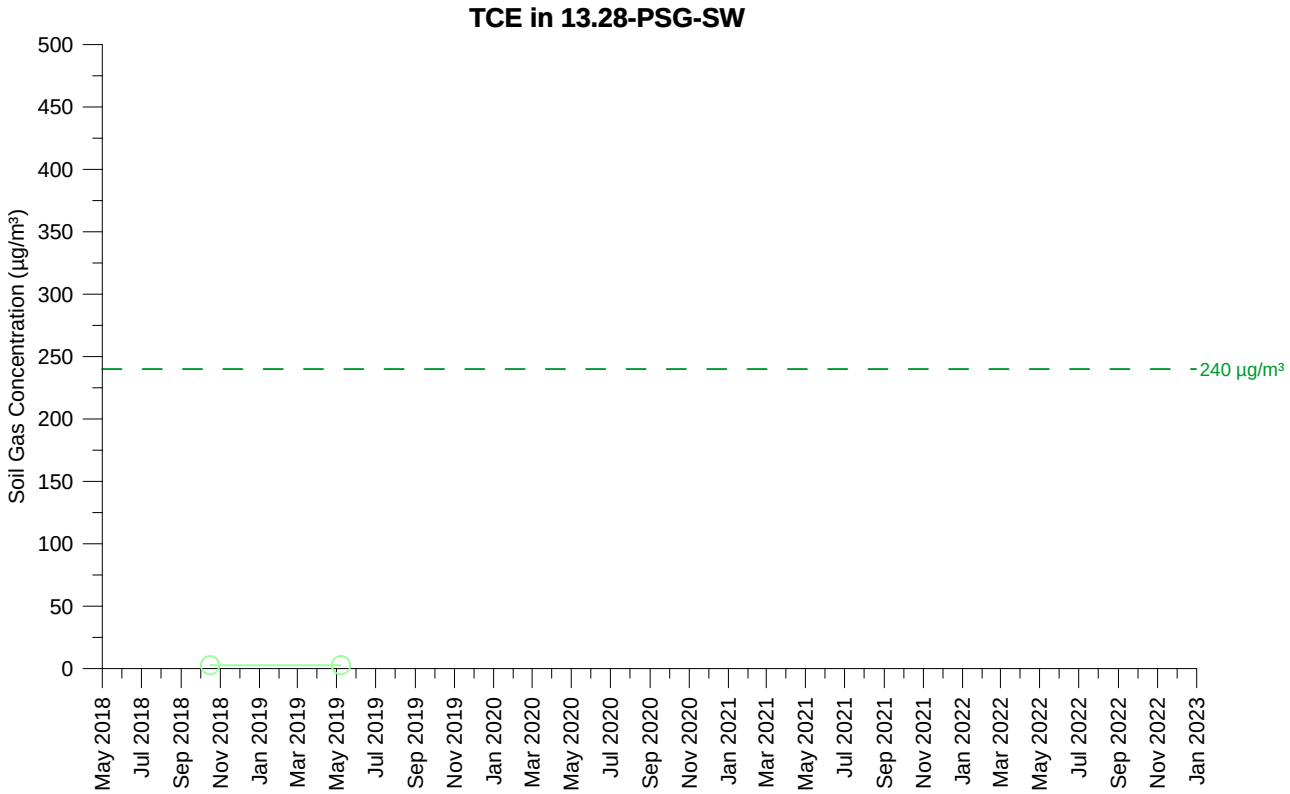

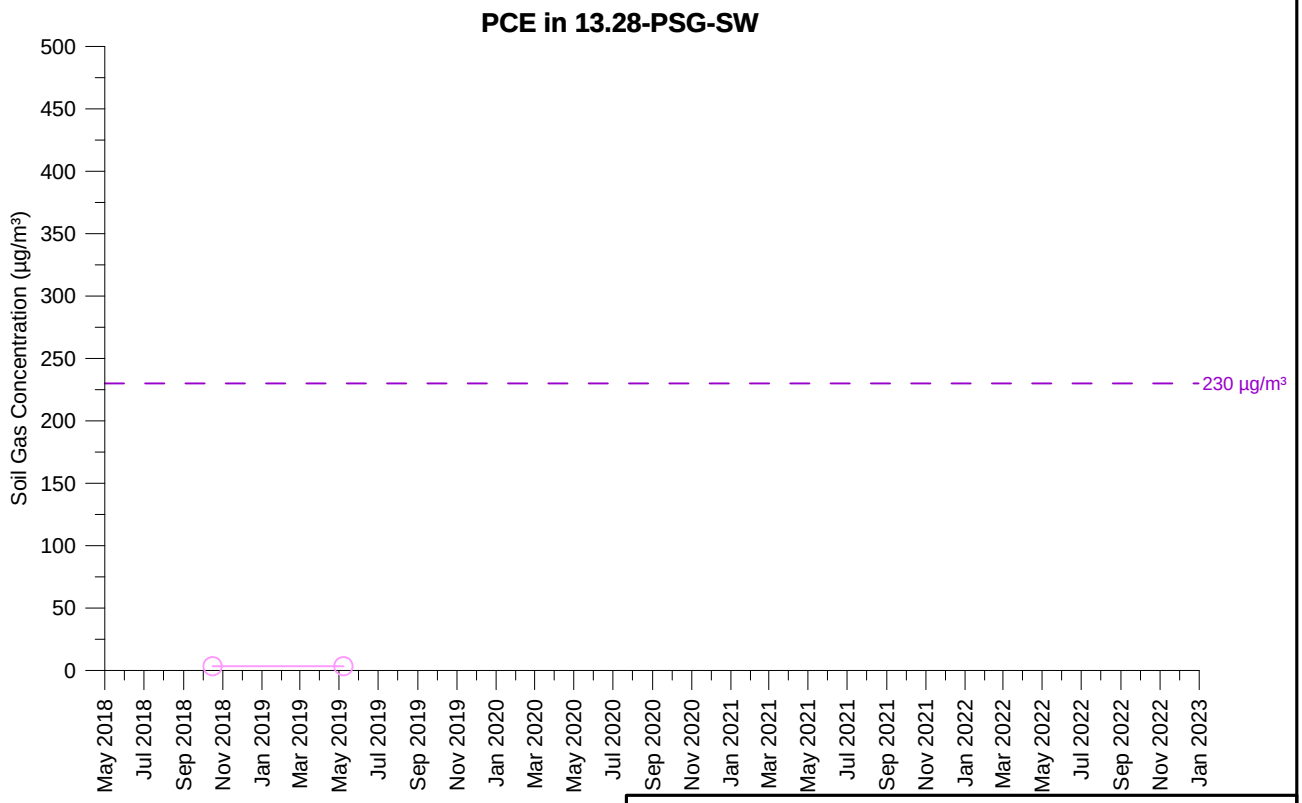

TCE Concentration (5 feet)

PCE Concentration (5 feet)

Open symbol denotes non-detect value

13.28-PSG-SW
TCE AND PCE SOIL GAS CONCENTRATIONS OVER TIME
PARCEL 13
Former Ford Aeronutronic Property
Newport Beach, California

wsp	By: DMO	Proj. No. 8620397107.1.1G
	Date: 2/2/2023	Figure **H-1-349**

C:\Users\dave.oshea\Wood PLC\Bay Area Graphics - Documents\FordNB\fnb\1.1H\22_1117_gr\app_H1\psg_H-1-349_13.28-PSG-SW.grf

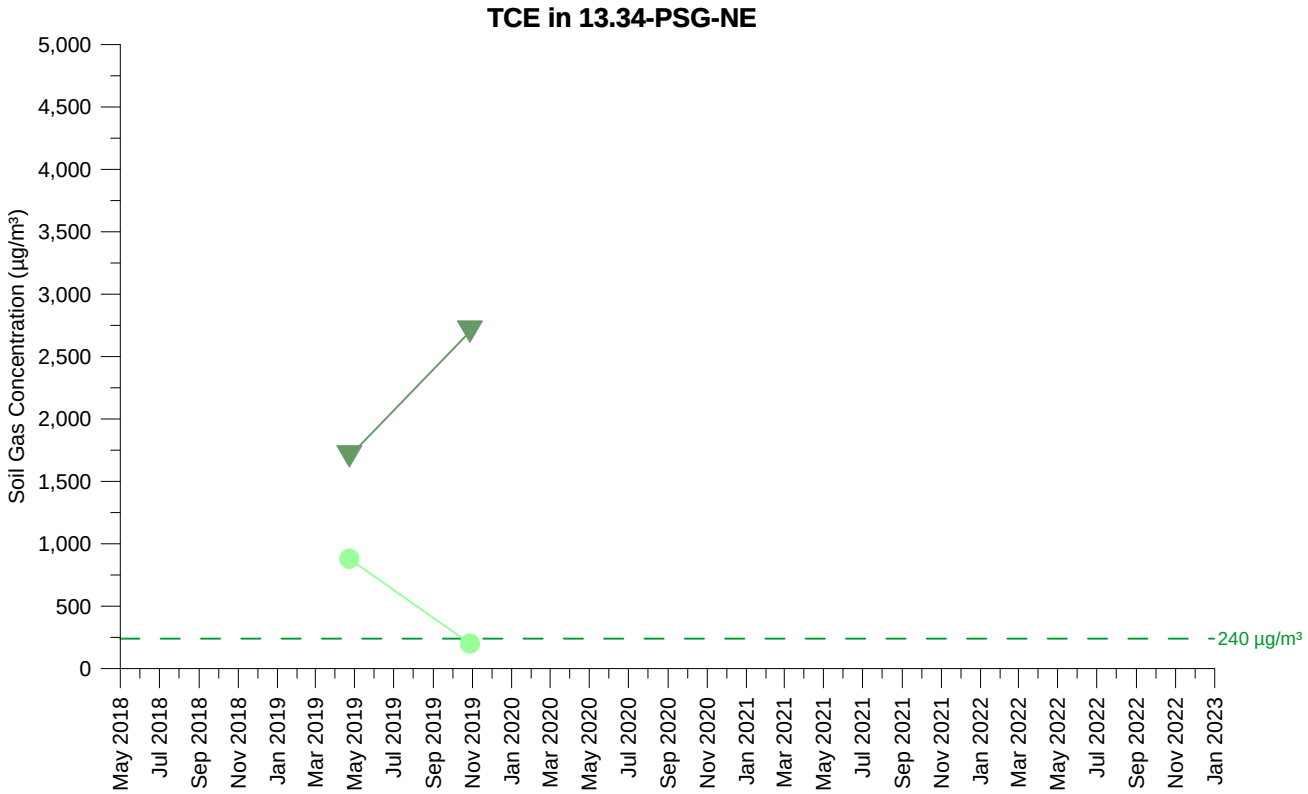

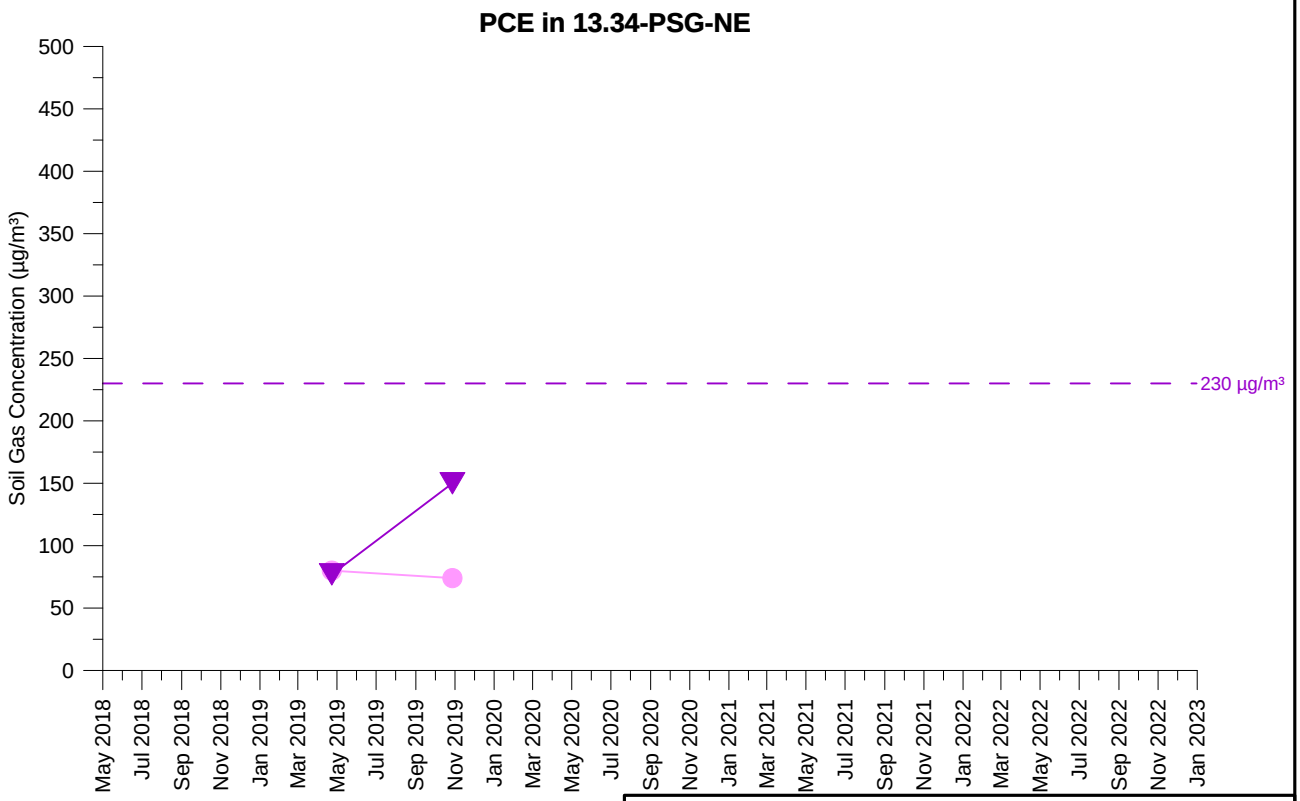

TCE Concentration (5 feet)
TCE Concentration (15 feet)
PCE Concentration (5 feet)
PCE Concentration (15 feet)

Open symbol denotes non-detect value

13.34-PSG-NE
TCE AND PCE SOIL GAS CONCENTRATIONS OVER TIME
PARCEL 13
Former Ford Aeronutronic Property
Newport Beach, California

wsp	By: DMO	Proj. No. 8620397107.1.1G
	Date: 2/2/2023	Figure **H-1-350**

C:\Users\dave.oshea\Wood PLC\Bay Area Graphics - Documents\FordNB\fnb\1.1H\22_1117_gr\app_H1\psg_H-1-350_13.34-PSG-NE.grf

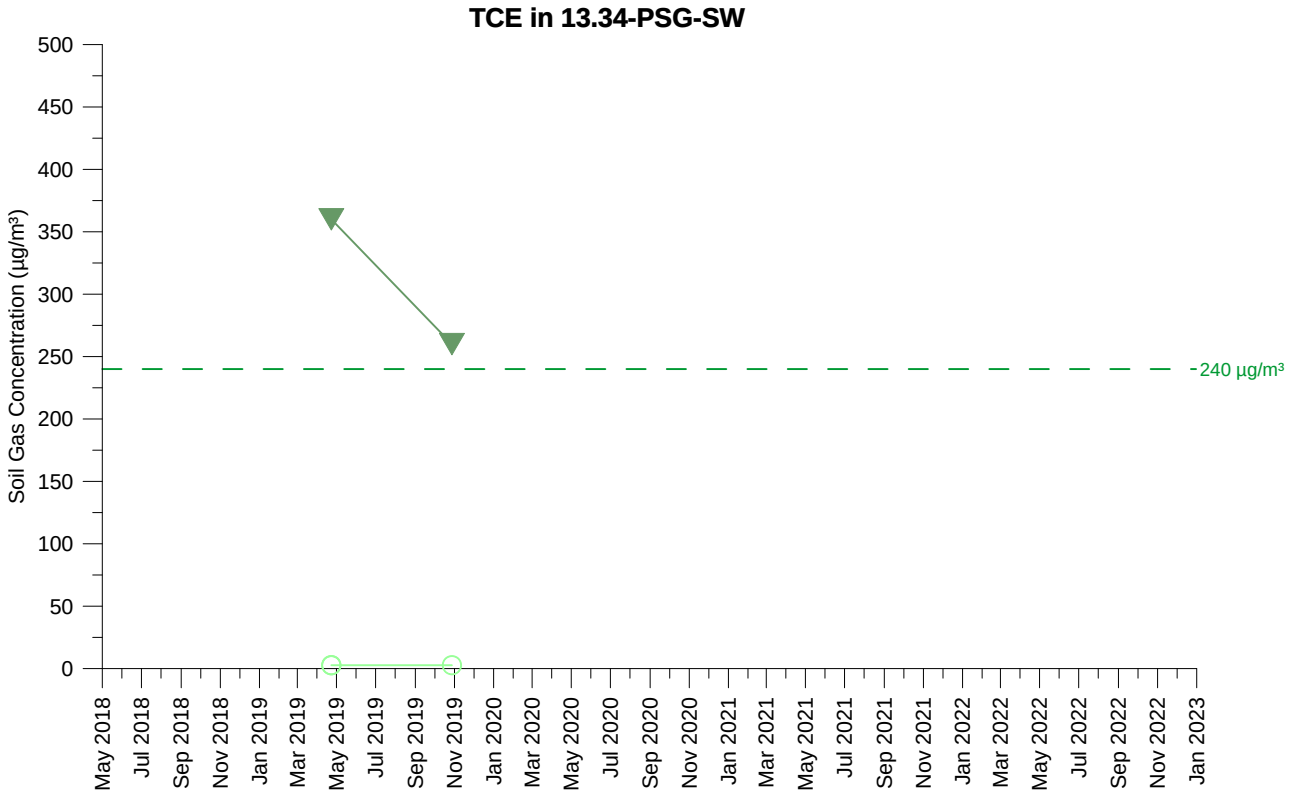

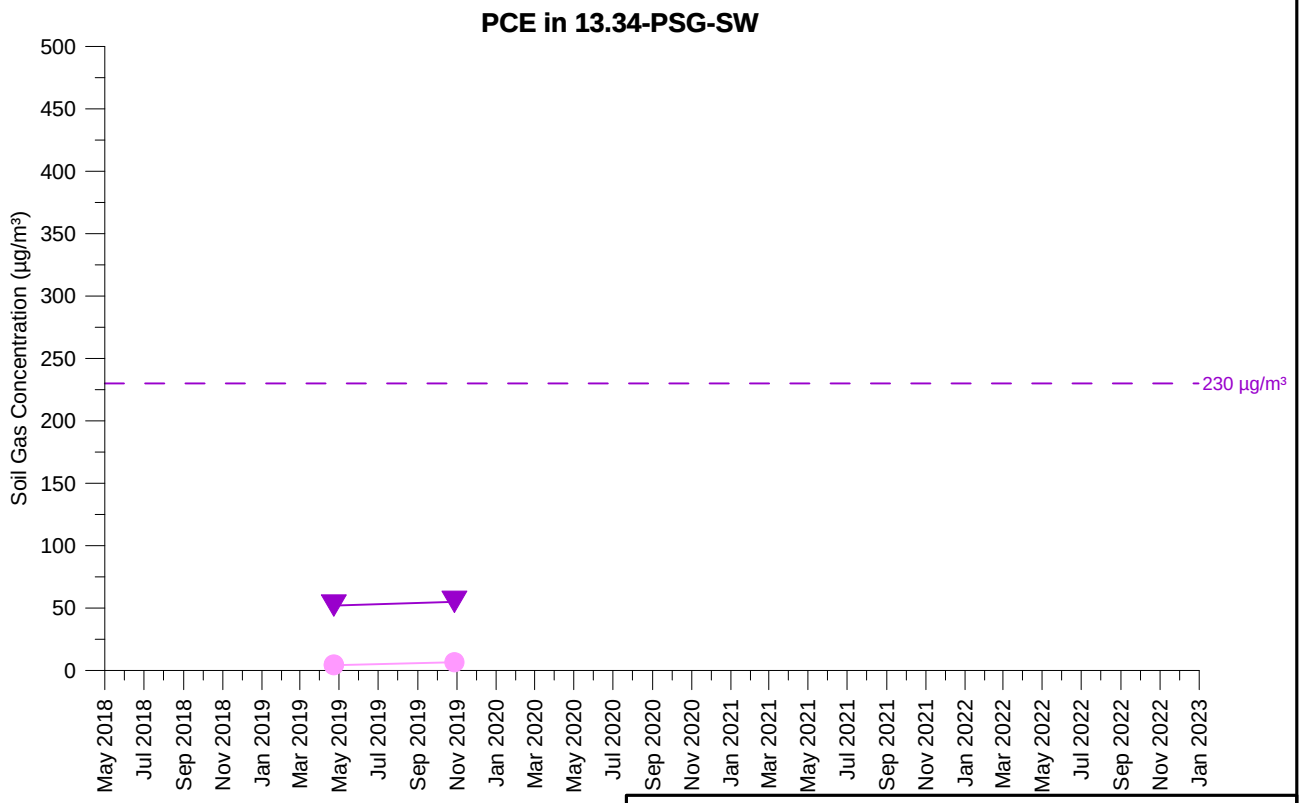

TCE Concentration (5 feet)
TCE Concentration (15 feet)
PCE Concentration (5 feet)
PCE Concentration (15 feet)

Open symbol denotes non-detect value

13.34-PSG-SW
TCE AND PCE SOIL GAS CONCENTRATIONS OVER TIME
PARCEL 13
Former Ford Aeronutronic Property
Newport Beach, California

wsp	By: DMO	Proj. No. 8620397107.1.1G
	Date: 2/2/2023	Figure **H-1-351**

C:\Users\dave.oshea\Wood PLC\Bay Area Graphics - Documents\FordNB\fnb\1.1H\22_1117_gr\app_H1\psg_H-1-351_13.34-PSG-SW.grf

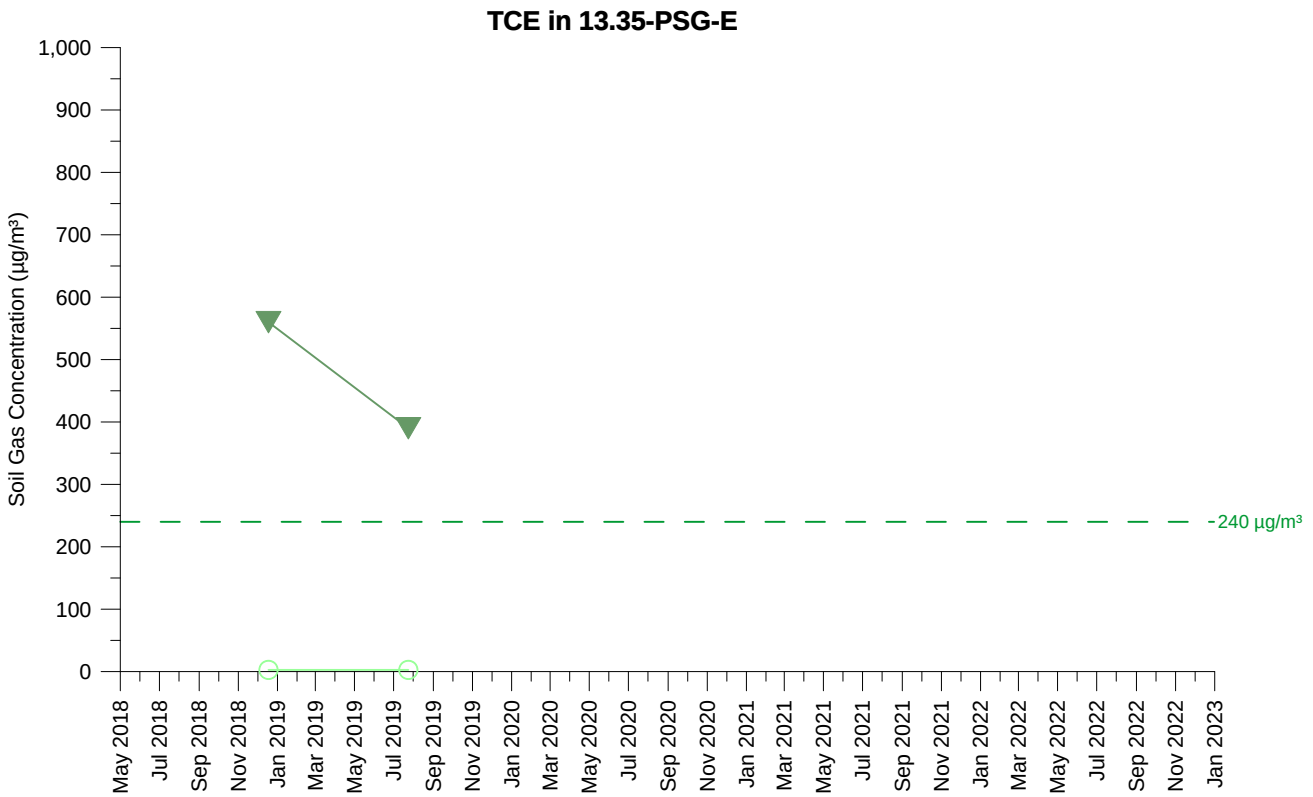

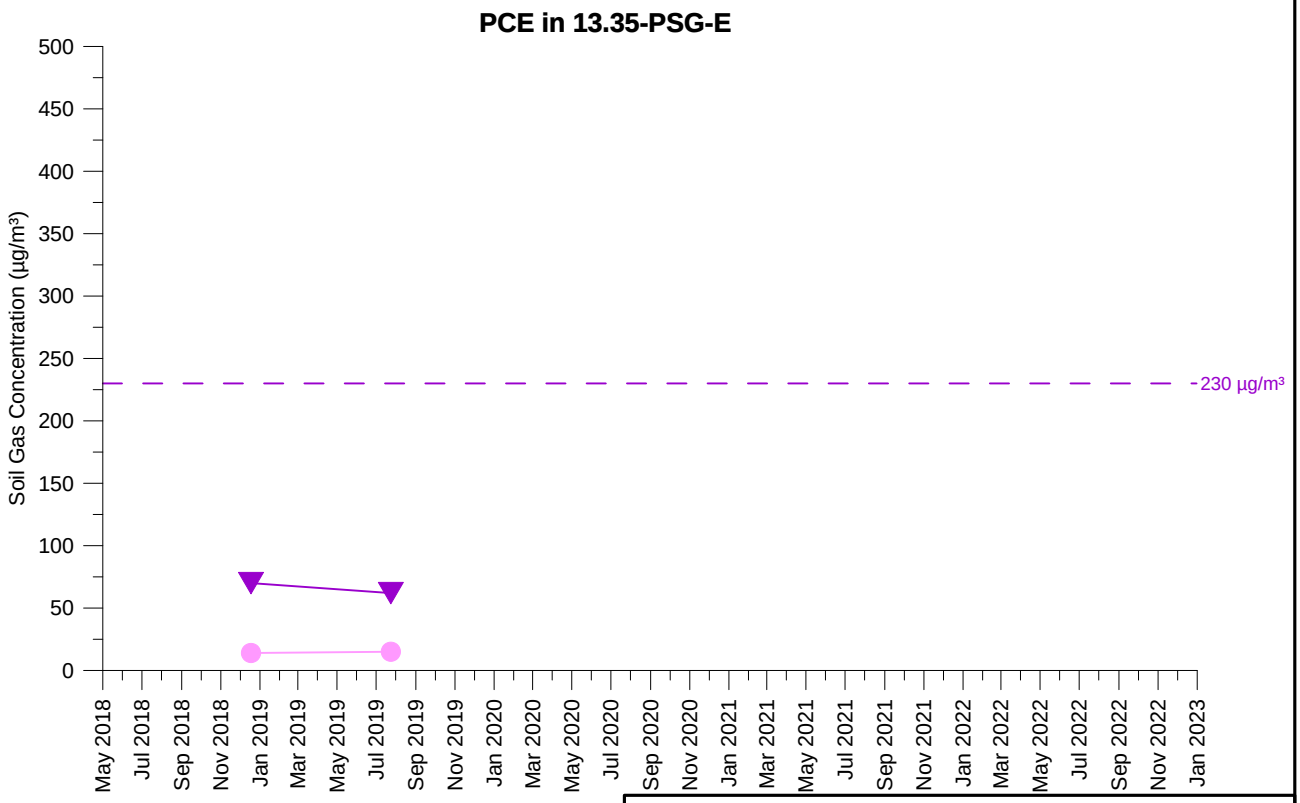

TCE Concentration (5 feet)
TCE Concentration (15 feet)
PCE Concentration (5 feet)
PCE Concentration (15 feet)
Open symbol denotes non-detect value

13.35-PSG-E
TCE AND PCE SOIL GAS CONCENTRATIONS OVER TIME
PARCEL 13
Former Ford Aeronutronic Property
Newport Beach, California

wsp	By: DMO	Proj. No. 8620397107.1.1G
	Date: 2/2/2023	Figure **H-1-352**

C:\Users\dave.oshea\Wood PLC\Bay Area Graphics - Documents\FordNB\fnb\1.1H\22_1117_gr\app_H1\psg_H-1-352_13.35-PSG-E.grf

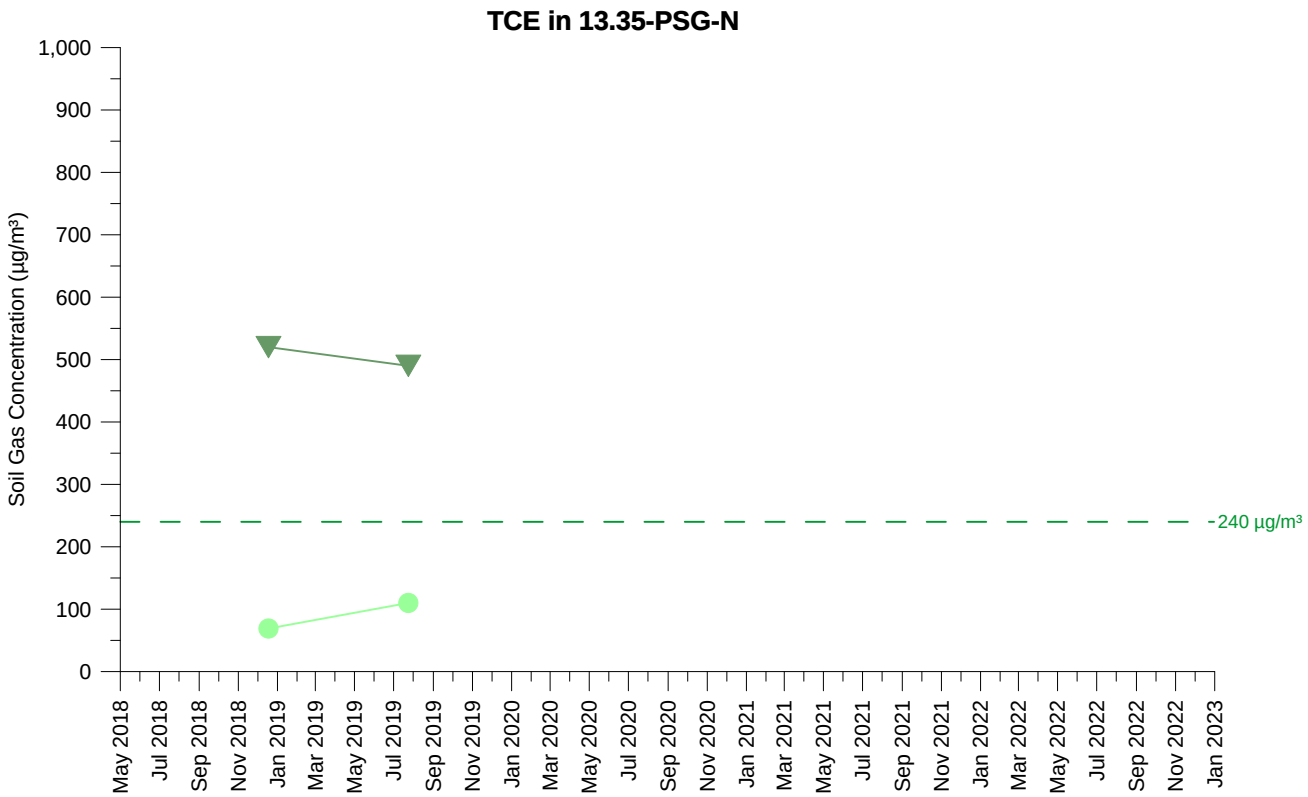

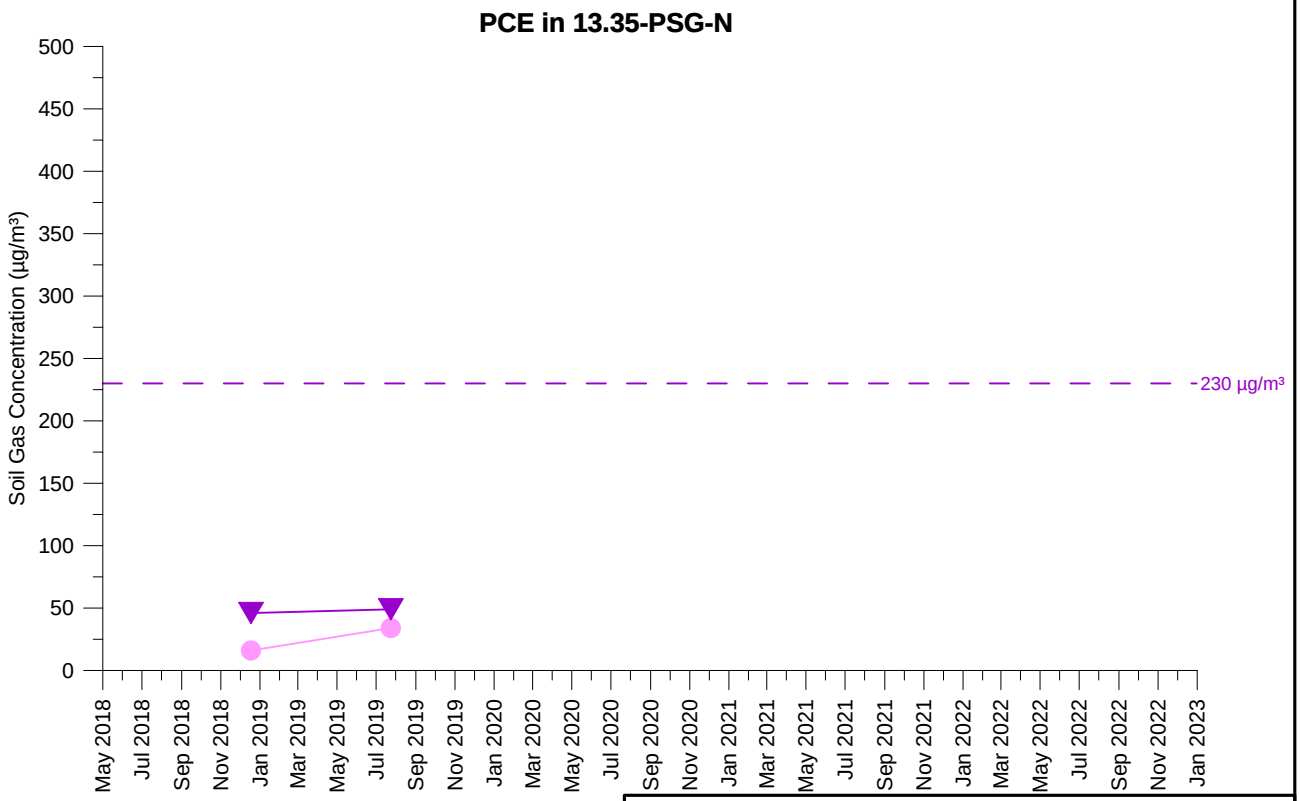

TCE Concentration (5 feet)
TCE Concentration (15 feet)
PCE Concentration (5 feet)
PCE Concentration (15 feet)

Open symbol denotes non-detect value

13.35-PSG-N
TCE AND PCE SOIL GAS CONCENTRATIONS OVER TIME
PARCEL 13
Former Ford Aeronutronic Property
Newport Beach, California

wsp	By: DMO	Proj. No. 8620397107.1.1G
	Date: 2/2/2023	Figure **H-1-353**

C:\Users\dave.oshea\Wood PLC\Bay Area Graphics - Documents\FordNB\fnb\1.1H\22_1117_gr\app_H1\psg_H-1-353_13.35-PSG-N.grf

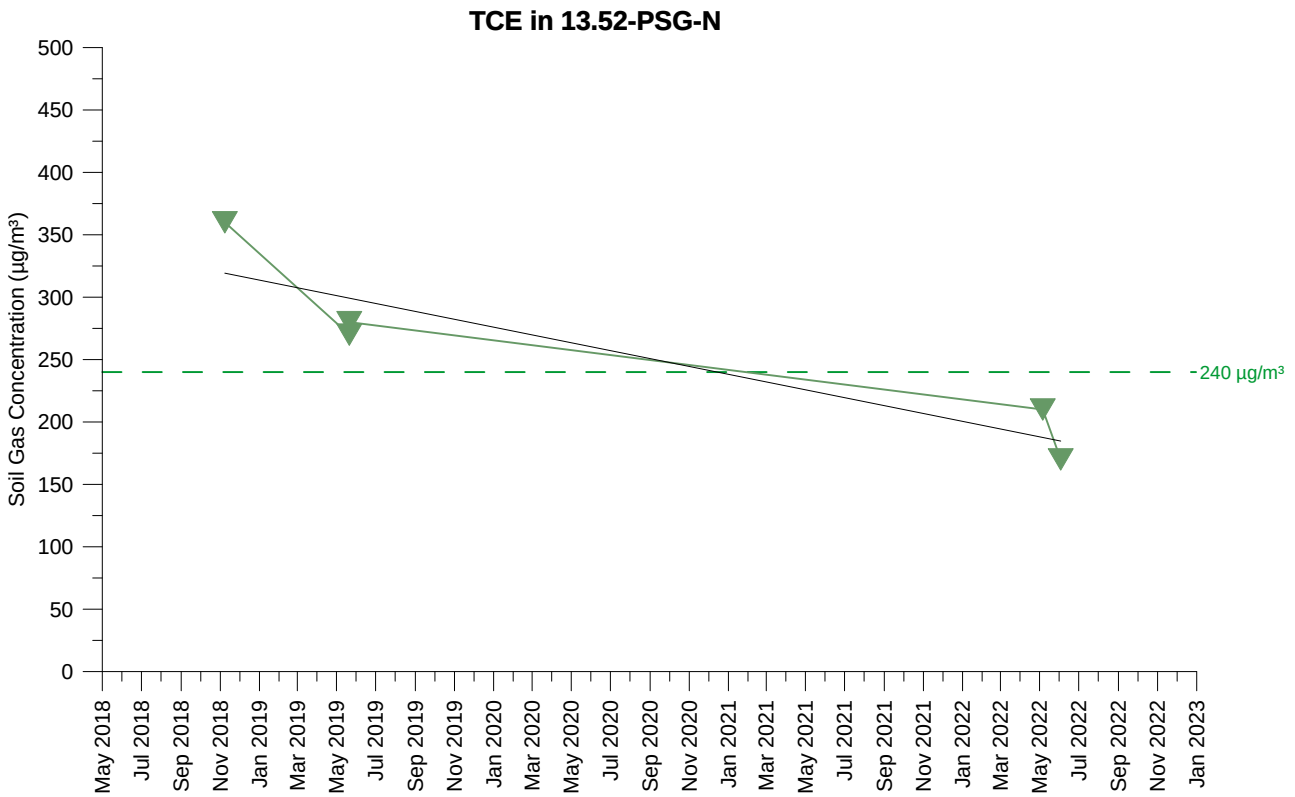

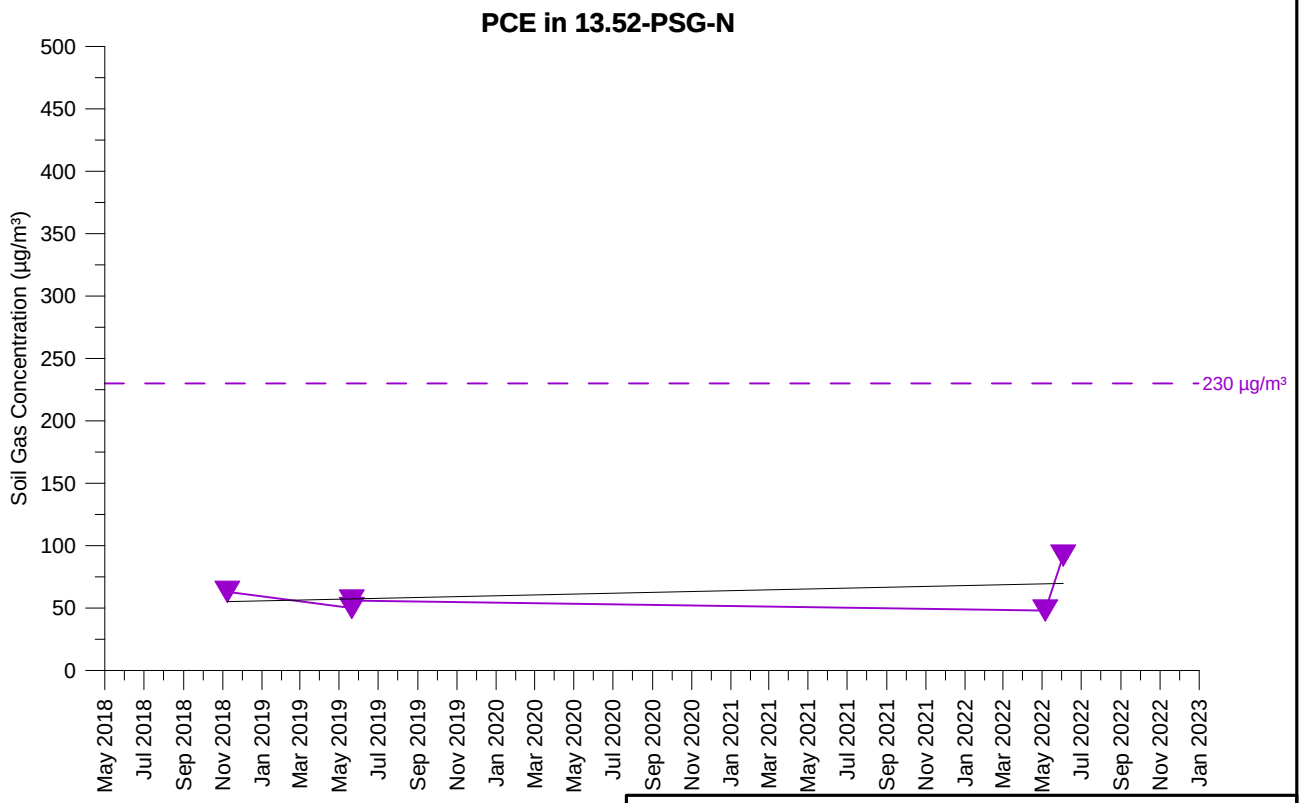

TCE Concentration (15 feet)

PCE Concentration (15 feet)

Open symbol denotes non-detect value

13.52-PSG-N
TCE AND PCE SOIL GAS CONCENTRATIONS OVER TIME
PARCEL 13
Former Ford Aeronutronic Property
Newport Beach, California

wsp	By: DMO	Proj. No. 8620397107.1.1G
	Date: 2/2/2023	Figure **H-1-354**

C:\Users\dave.oshea\Wood PLC\Bay Area Graphics - Documents\FordNB\fnb\1.1H\22_1117_gr\app_H1\psg_H-1-354_13.52-PSG-N.grf

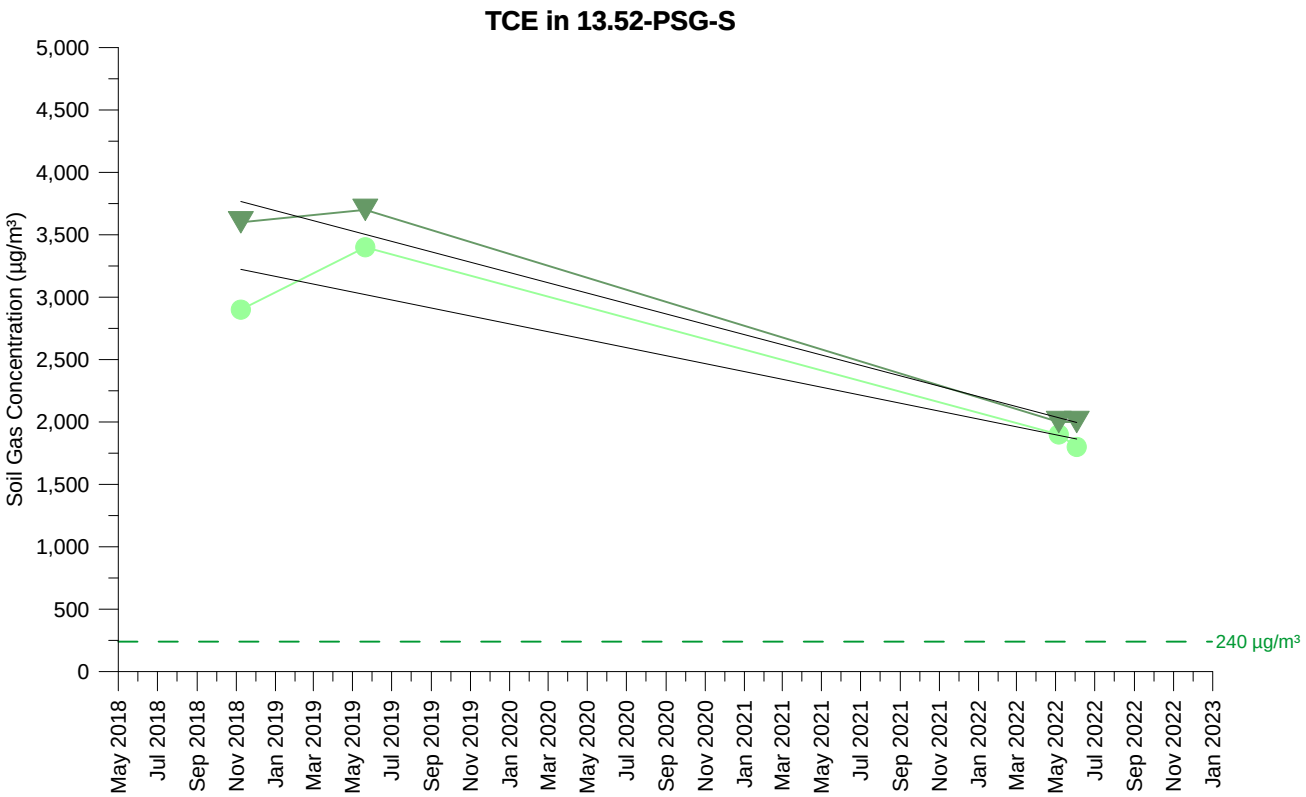

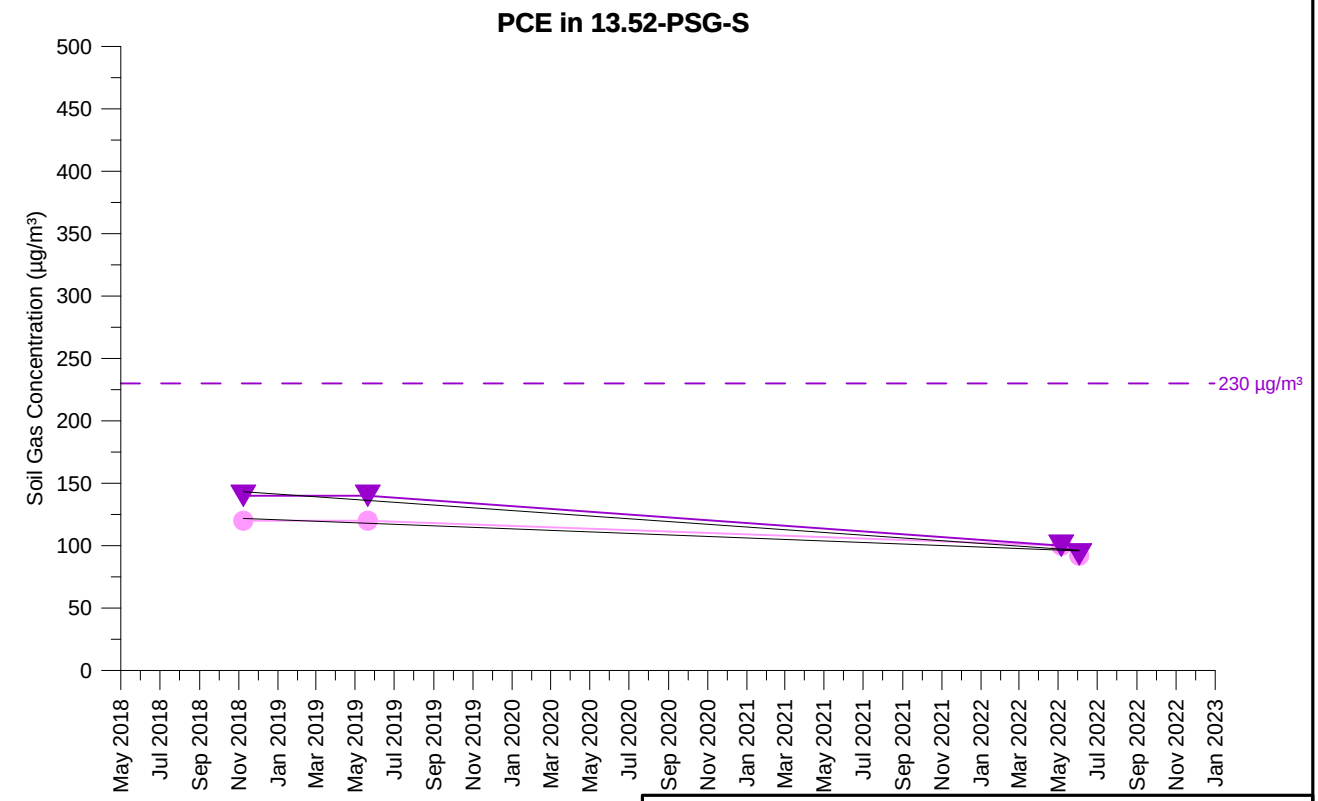

TCE Concentration (5 feet)
TCE Concentration (15 feet)
PCE Concentration (5 feet)
PCE Concentration (15 feet)

Open symbol denotes non-detect value

13.52-PSG-S
TCE AND PCE SOIL GAS CONCENTRATIONS OVER TIME
PARCEL 13
Former Ford Aeronutronic Property
Newport Beach, California

wsp	By: DMO	Proj. No. 8620397107.1.1G
	Date: 2/2/2023	Figure **H-1-355**

C:\Users\dave.oshea\Wood PLC\Bay Area Graphics - Documents\FordNB\fnb\1.1H\22_1117_gr\app_H1\psg_H-1-355_13.52-PSG-S.grf

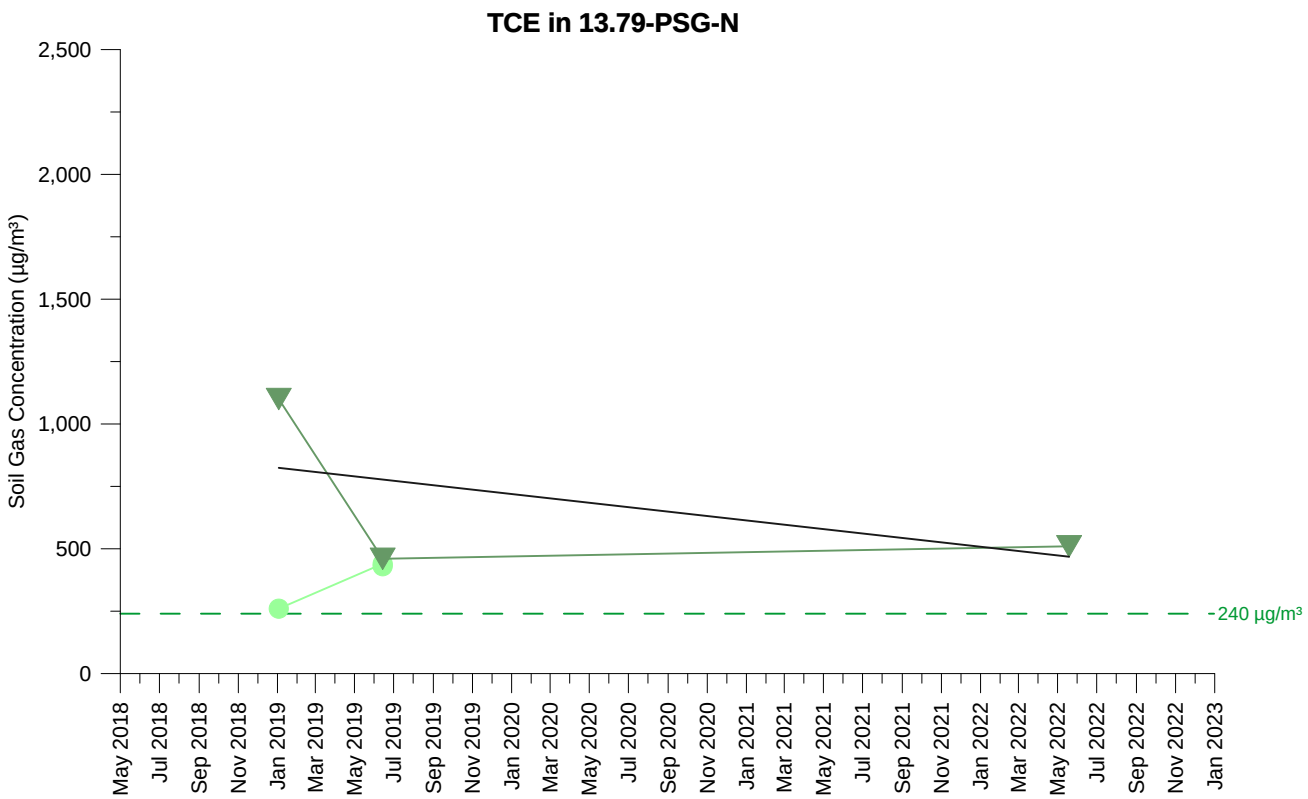

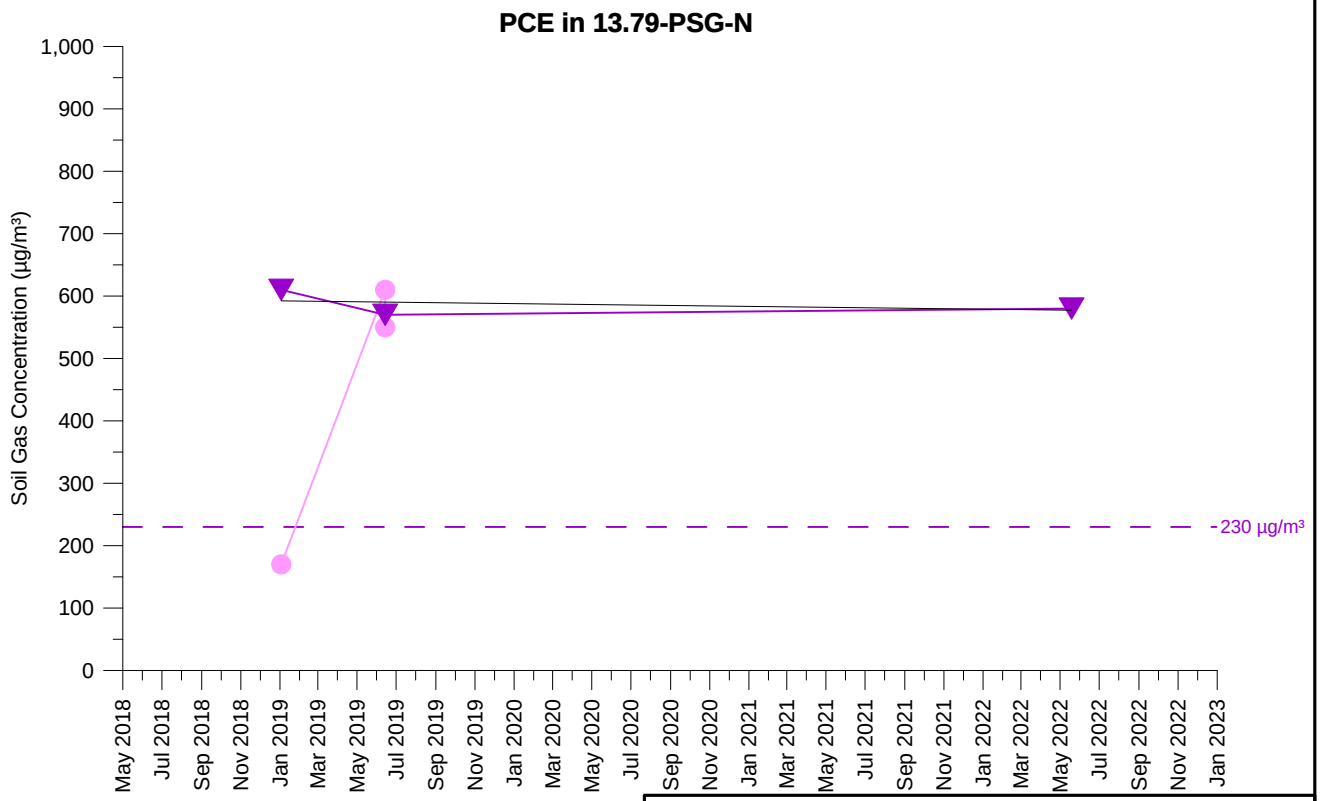

TCE Concentration (5 feet)
TCE Concentration (15 feet)
PCE Concentration (5 feet)
PCE Concentration (15 feet)

Open symbol denotes non-detect value

13.79-PSG-N
TCE AND PCE SOIL GAS CONCENTRATIONS OVER TIME
PARCEL 13
Former Ford Aeronutronic Property
Newport Beach, California

wsp	By: DMO	Proj. No. 8620397107.1.1G
	Date: 2/2/2023	Figure **H-1-356**

C:\Users\dave.oshea\Wood PLC\Bay Area Graphics - Documents\FordNB\fnb\1.1H\22_1117_gr\app_H1\psg_H-1-356_13.79-PSG-N.grf

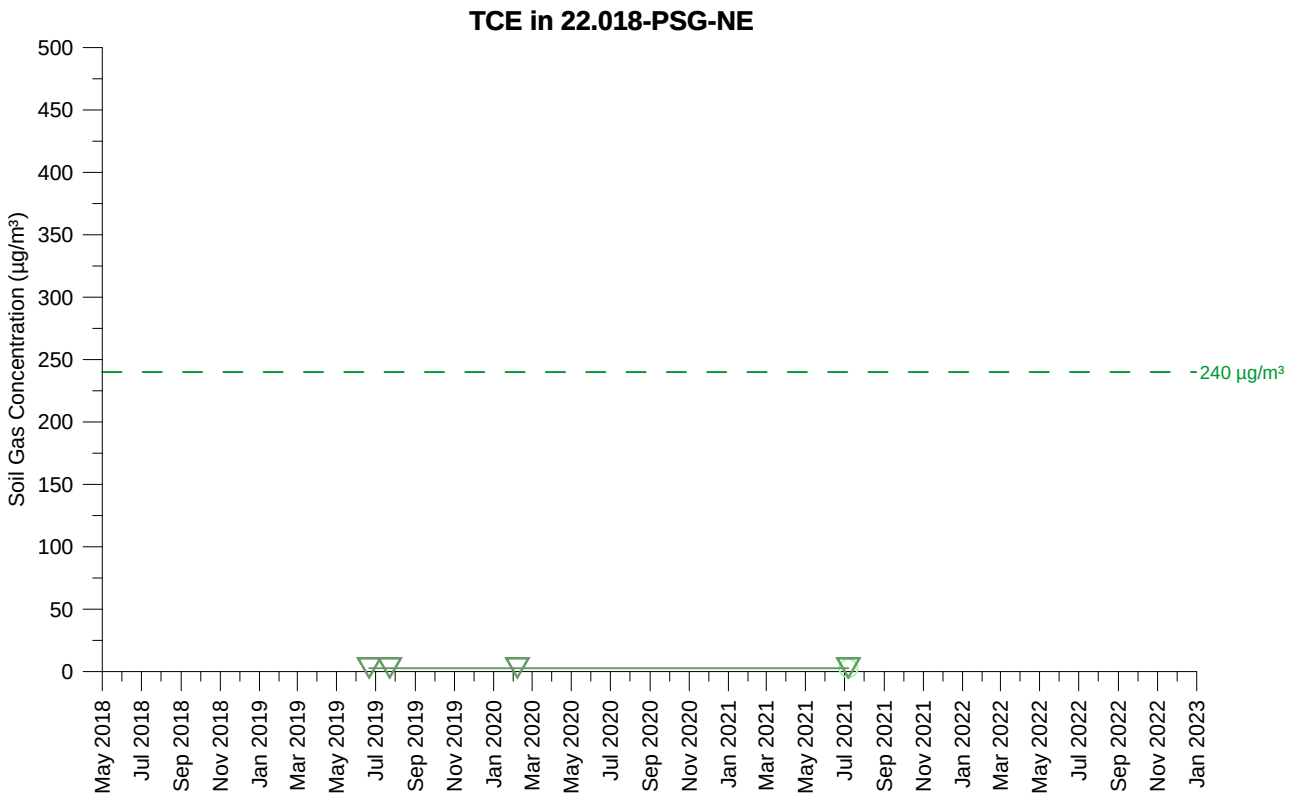

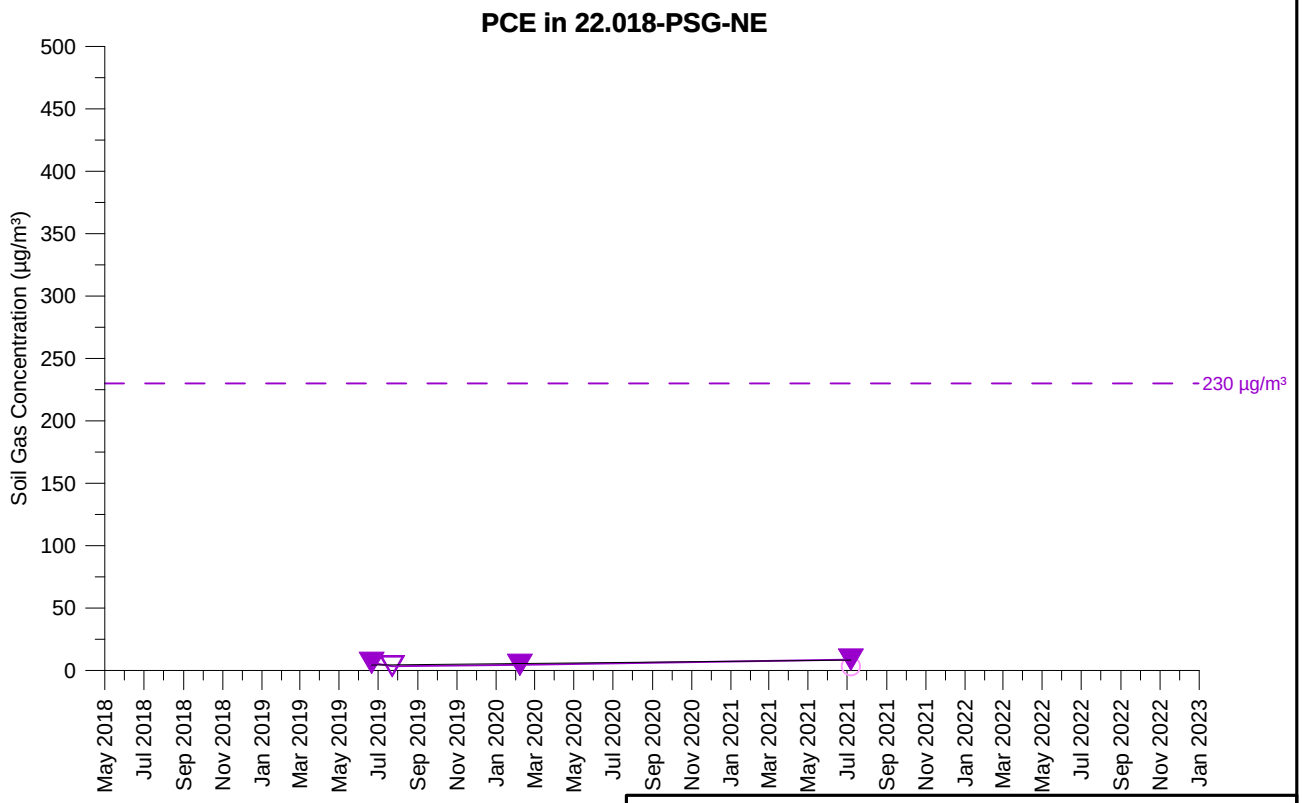

TCE Concentration (5 feet)
TCE Concentration (15 feet)
PCE Concentration (5 feet)
PCE Concentration (15 feet)

Open symbol denotes non-detect value

22.018-PSG-NE
TCE AND PCE SOIL GAS CONCENTRATIONS OVER TIME
PARCEL 22
Former Ford Aeronutronic Property
Newport Beach, California

wsp	By: DMO	Proj. No. 8620397107.1.1G
	Date: 2/2/2023	Figure **H-1-357**

C:\Users\dave.oshea\Wood PLC\Bay Area Graphics - Documents\FordNB\fnb\1.1H\22_1117_gr\app_H1\psg_H-1-357_22.018-PSG-NE.grf

VINYL CHLORIDE CONCENTRATION GRAPHS

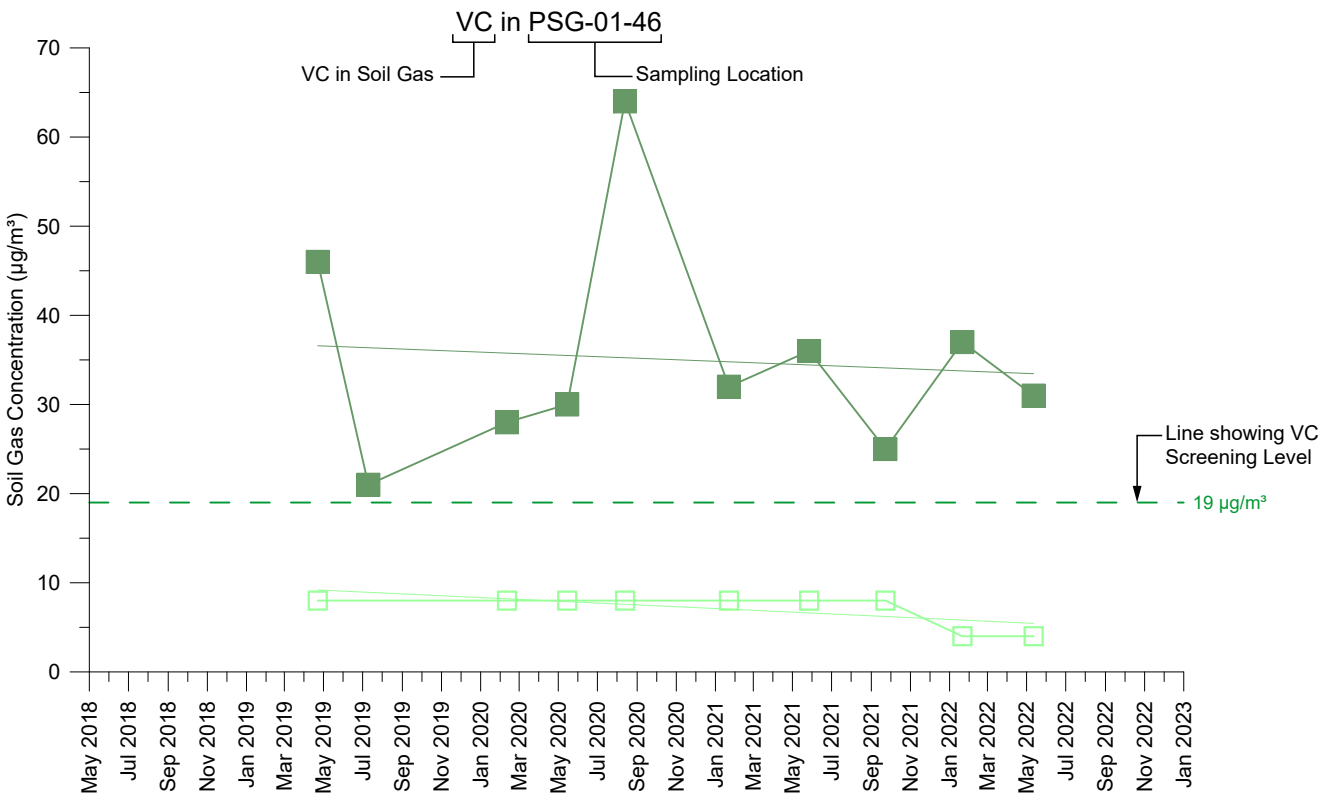

VC Concentration (upper depth)

VC Concentration (lower depth)

Closed symbol signifies a detection, and is plotted at the sample result value

Open symbol signifies a non-detect result, and is plotted at the method detection limit

Abbreviations

VC = Vinyl chloride
µg/m³ = micrograms per cubic meter

- Reporting period is from September 17, 2018 through December 31, 2021.
- Not all soil gas probes have produced a sample during every sampling event mainly due to saturated soil or vacuum.
- Validation qualifiers are not included in the plots.
- Rejected values are not included in the plots.
- SVE Monitoring Points and select soil gas sampling locations may have been sampled as part of the SVE Pilot Test monitoring network and are therefore not used to evaluate indoor air. These values are reported in these figures for completeness. Refer to Table E-1 for more information.

EXPLANATION FOR GRAPHS OF VINYL CHLORIDE GAS CONCENTRATIONS OVER TIME

Former Ford Aeronutronic Property
Newport Beach, California

wsp	By: DMO	Proj. No. 8622397108.01.1H
	Date: 02/02/2023	Figure **H-1-358**

C:\Users\dave.oshea\Wood PLC\Bay Area Graphics - Documents\FordNB\fnb\1.1H\22_1117_gh\app_H1\vc_H-1-358_legend.ai

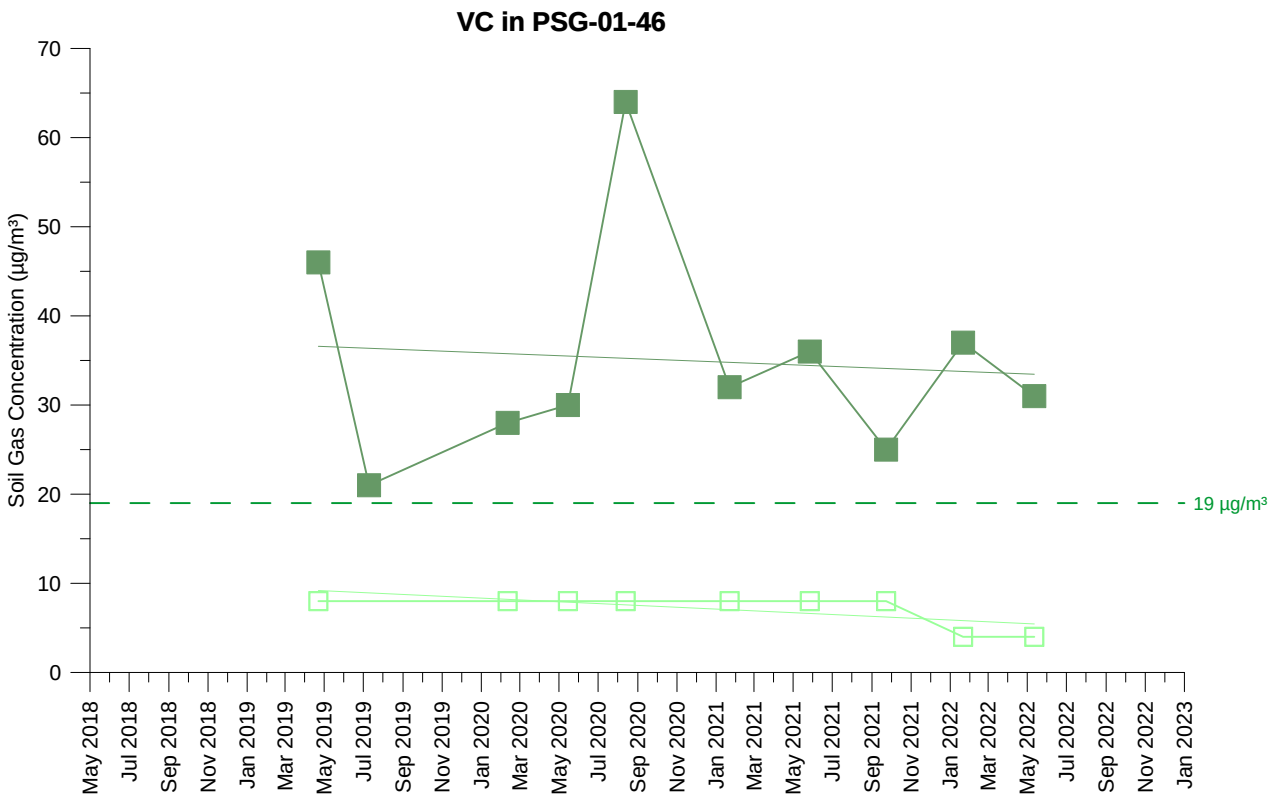

VC Concentration (5 feet)

VC Concentration (15 feet)

Open symbol denotes non-detect value

PSG-01-46
VINYL CHLORIDE SOIL GAS CONCENTRATIONS OVER TIME
PARCEL 1
Former Ford Aeronutronic Property
Newport Beach, California

wsp	By: DMO	Proj. No. 8622397108.01.1H
	Date: 2/2/2023	Figure **H-1-359**

C:\Users\dave.oshea\Wood PLC\Bay Area Graphics - Documents\FordNB\fnb\1.1H\22_1117_gr\app_H1\vc_H1-359_PSG-01-46.grf

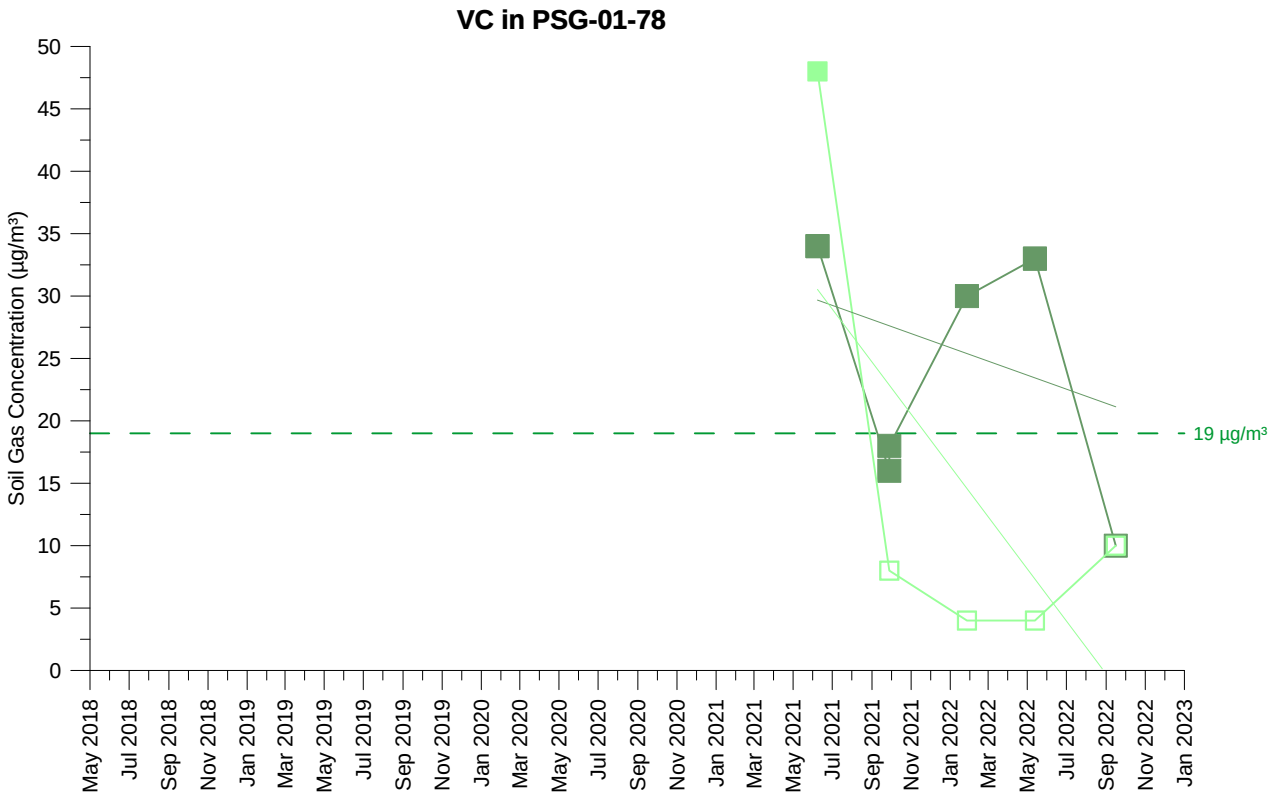

VC Concentration (5 feet)

VC Concentration (13 feet)

Open symbol denotes non-detect value

PSG-01-78
VINYL CHLORIDE SOIL GAS CONCENTRATIONS OVER TIME
PARCEL 1
Former Ford Aeronutronic Property
Newport Beach, California

wsp	By: DMO	Proj. No. 8622397108.01.1H
	Date: 2/2/2023	Figure **H-1-360**

C:\Users\dave.oshea\Wood PLC\Bay Area Graphics - Documents\FordNB\fnb\1.1H\22_1117_gr\app_H1\vc_H1-360_PSG-01-78.grf

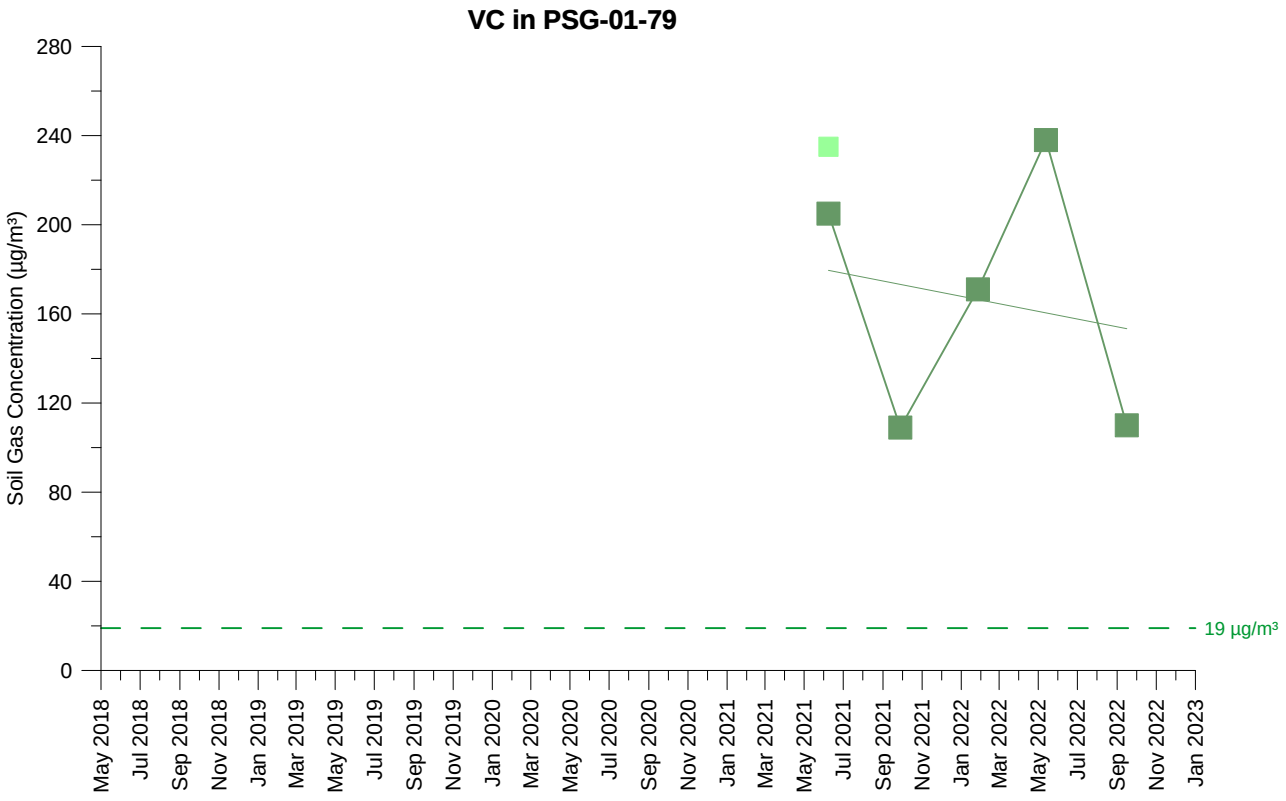

VC Concentration (5 feet)

VC Concentration (13 feet)

Open symbol denotes non-detect value

PSG-01-79
VINYL CHLORIDE SOIL GAS CONCENTRATIONS OVER TIME
PARCEL 1
Former Ford Aeronutronic Property
Newport Beach, California

wsp	By: DMO	Proj. No. 8622397108.01.1H
	Date: 2/2/2023	Figure **H-1-361**

C:\Users\dave.oshea\Wood PLC\Bay Area Graphics - Documents\FordNB\fnb\1.1H\22_1117_gr\app_H1\vc_H1-361_PSG-01-79.grf

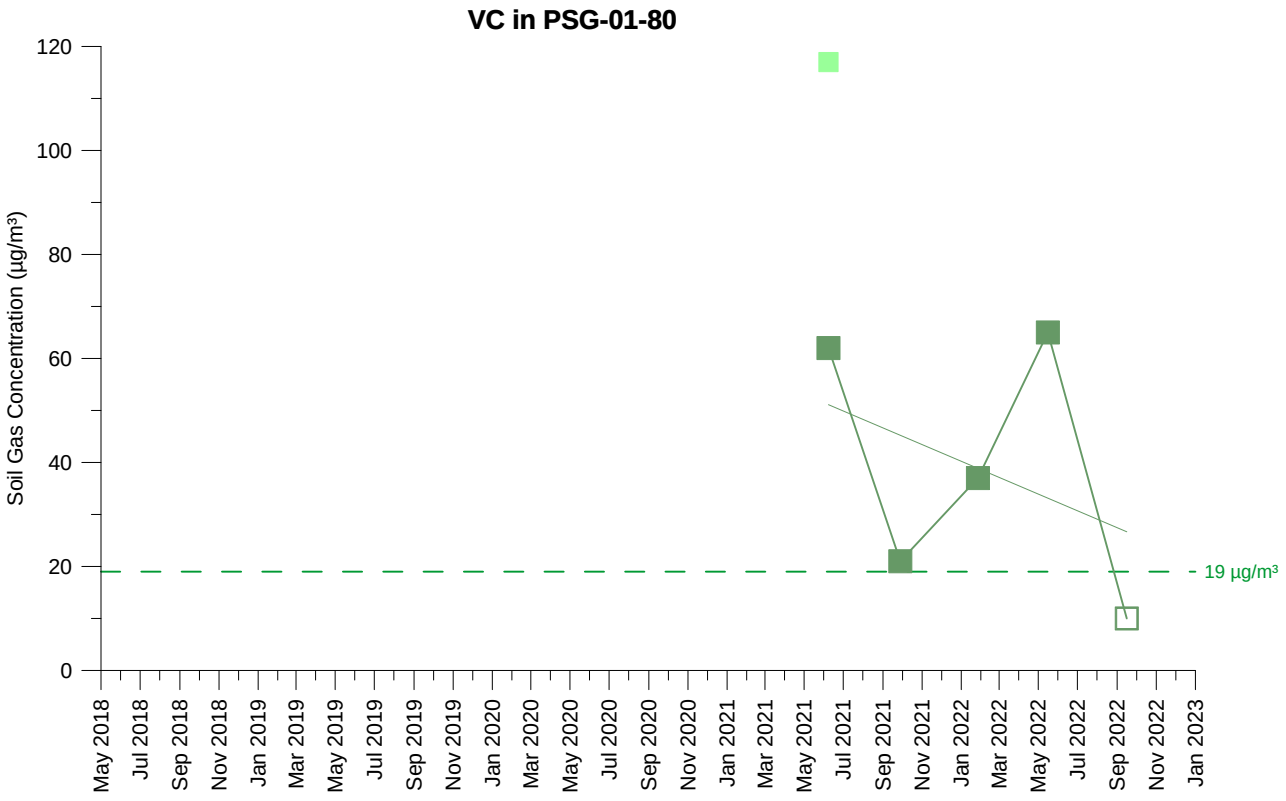

VC Concentration (5 feet)

VC Concentration (13 feet)

Open symbol denotes non-detect value

PSG-01-80
VINYL CHLORIDE SOIL GAS CONCENTRATIONS OVER TIME
PARCEL 1
Former Ford Aeronutronic Property
Newport Beach, California

wsp	By: DMO	Proj. No. 8622397108.01.1H
	Date: 2/2/2023	Figure **H-1-362**

C:\Users\dave.oshea\Wood PLC\Bay Area Graphics - Documents\FordNB\fnb\1.1H\22_1117_gr\app_H1\vc_H1-362_PSG-01-80.grf

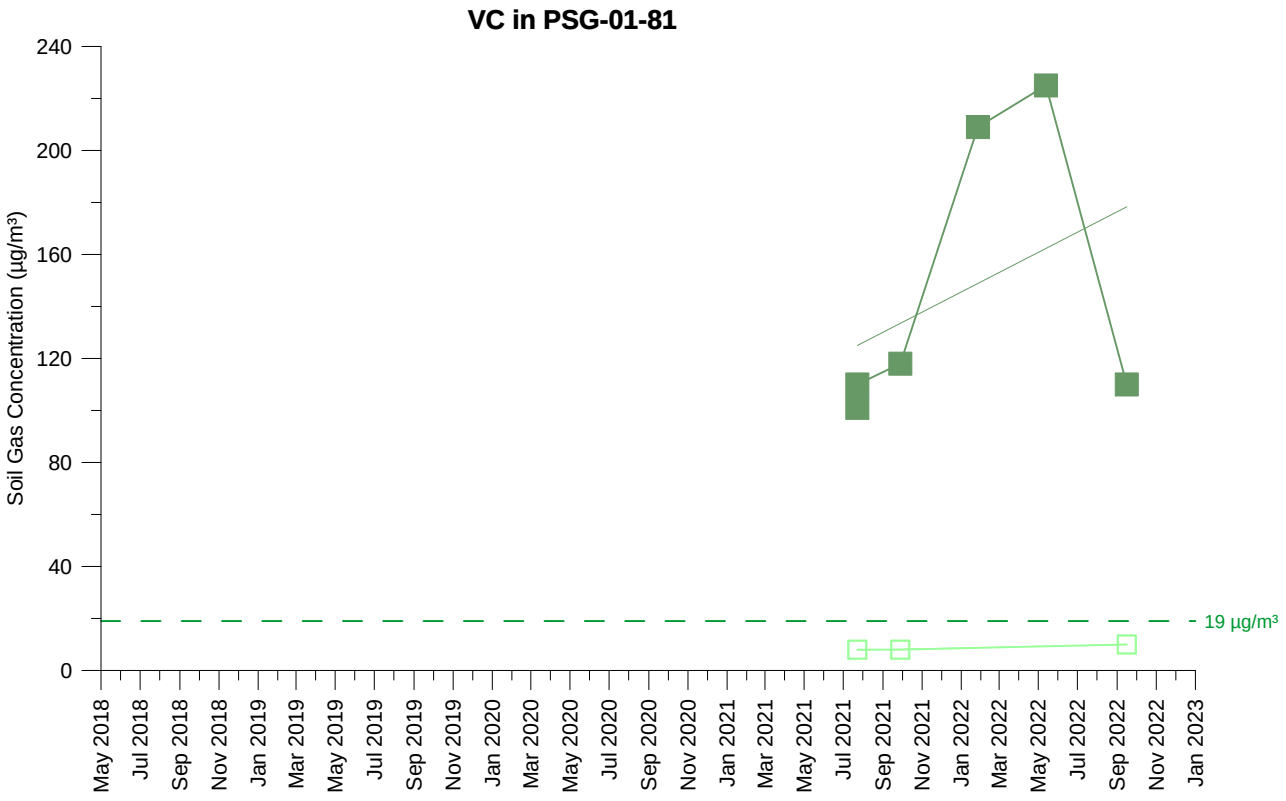

VC Concentration (5 feet)

VC Concentration (14 feet)

Open symbol denotes non-detect value

PSG-01-81
VINYL CHLORIDE SOIL GAS CONCENTRATIONS OVER TIME
PARCEL 1
Former Ford Aeronutronic Property
Newport Beach, California

wsp	By: DMO	Proj. No. 8622397108.01.1H
	Date: 2/2/2023	Figure **H-1-363**

C:\Users\dave.oshea\Wood PLC\Bay Area Graphics - Documents\FordNB\fnb\1.1H\22_1117_gr\app_H1\vc_H1-363_PSG-01-81.grf

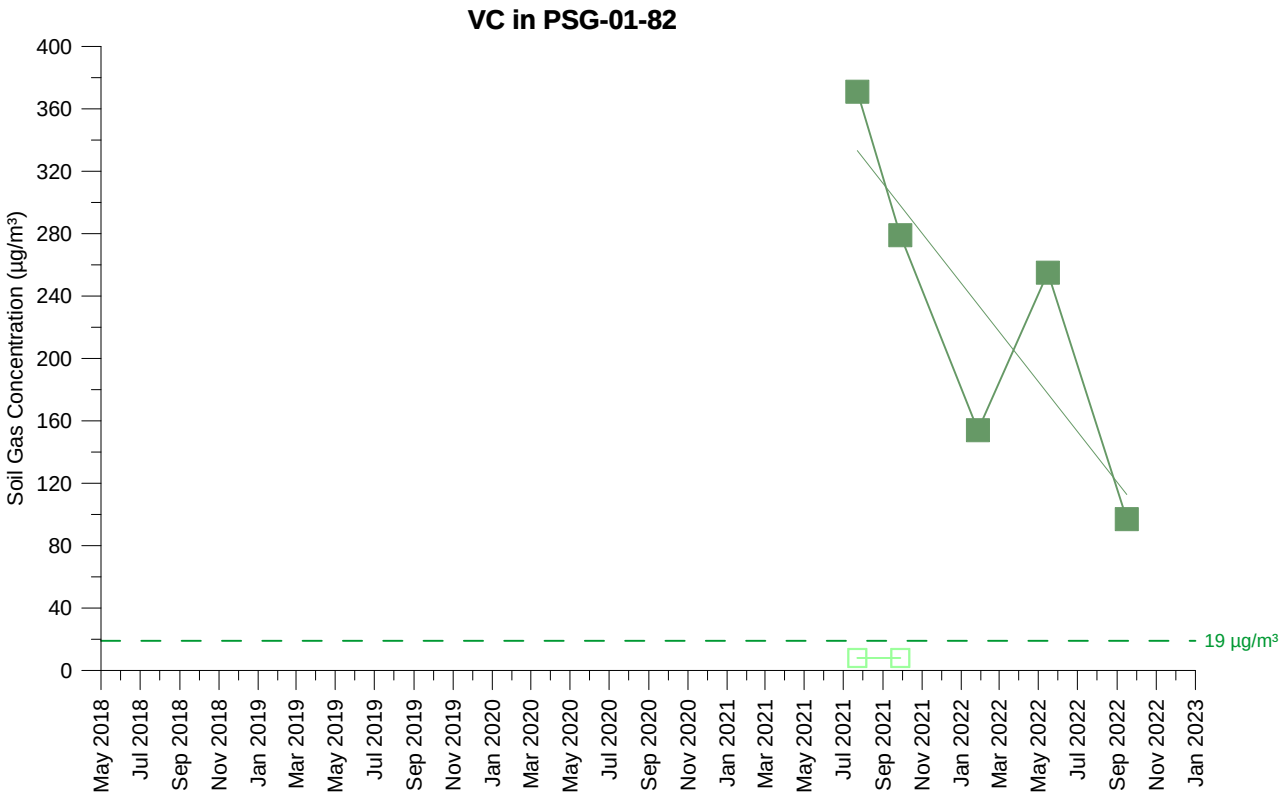

VC Concentration (5 feet)

VC Concentration (14 feet)

Open symbol denotes non-detect value

PSG-01-82
VINYL CHLORIDE SOIL GAS CONCENTRATIONS OVER TIME
PARCEL 1
Former Ford Aeronutronic Property
Newport Beach, California

wsp	By: DMO	Proj. No. 8622397108.01.1H
	Date: 2/2/2023	Figure **H-1-364**

C:\Users\dave.oshea\Wood PLC\Bay Area Graphics - Documents\FordNB\fnb\1.1H\22_1117_gr\app_H1\vc_H1-364_PSG-01-82.grf

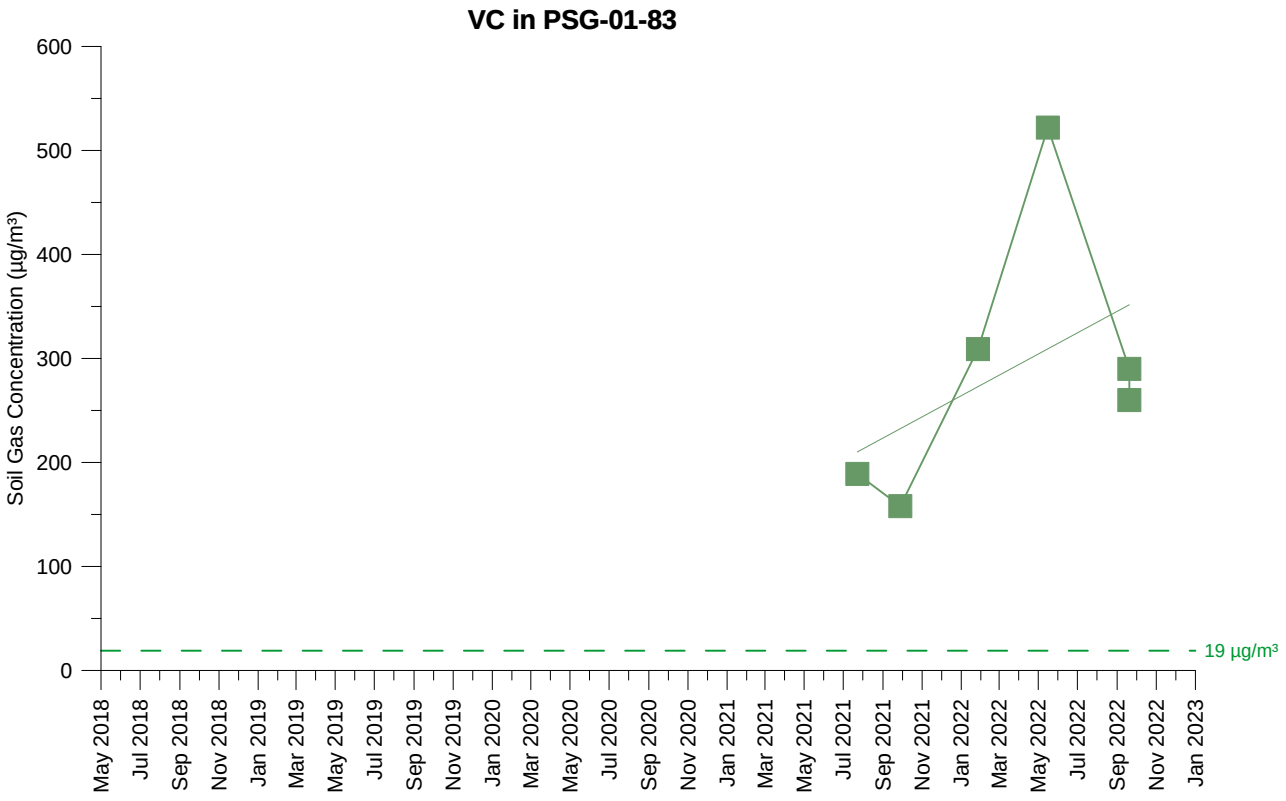

VC Concentration (13.5 feet)

Open symbol denotes non-detect value

PSG-01-83
VINYL CHLORIDE SOIL GAS CONCENTRATIONS OVER TIME
PARCEL 1
Former Ford Aeronutronic Property
Newport Beach, California

wsp	By: DMO	Proj. No. 8622397108.01.1H
	Date: 2/2/2023	Figure **H-1-365**

C:\Users\dave.oshea\Wood PLC\Bay Area Graphics - Documents\FordNB\fnb\1.1H\22_1117_gr\app_H1\vc_H1-365_PSG-01-83.grf

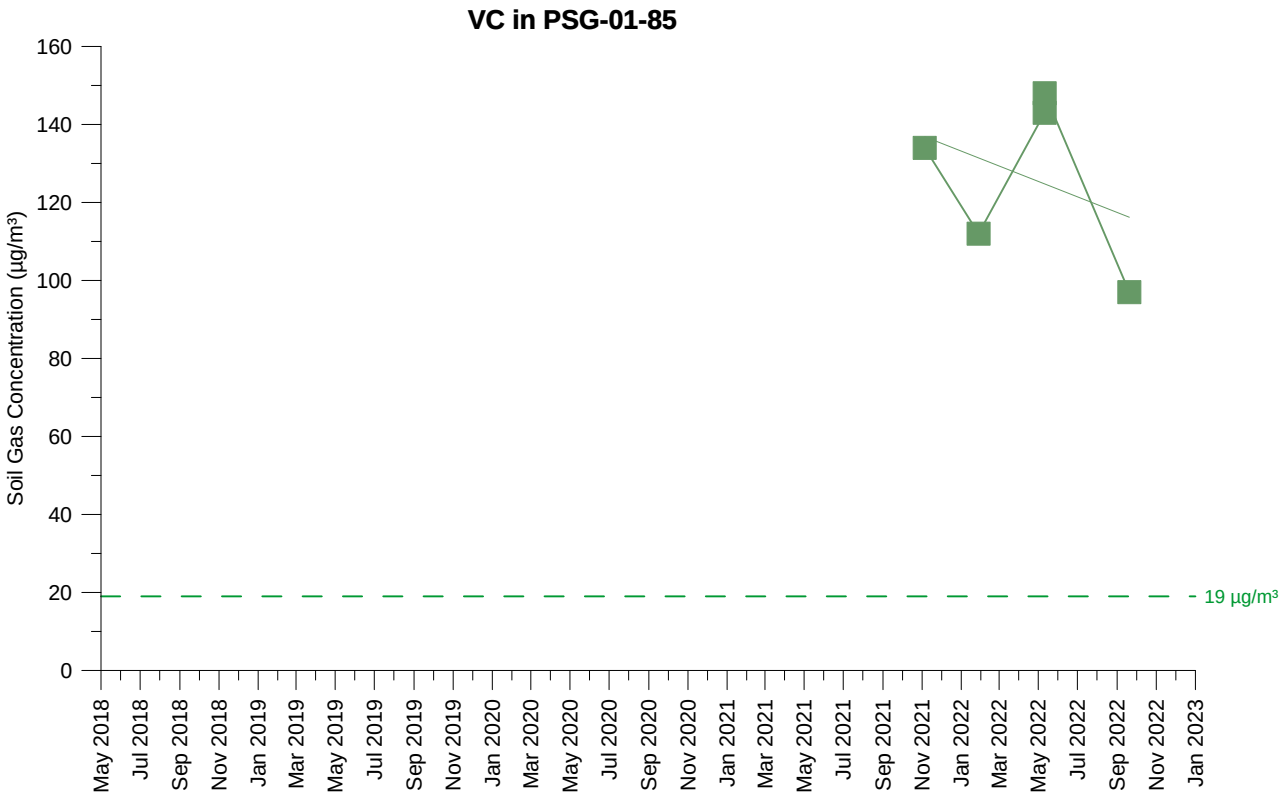

VC Concentration (12 feet)

Open symbol denotes non-detect value

PSG-01-85
VINYL CHLORIDE SOIL GAS CONCENTRATIONS OVER TIME
PARCEL 1
Former Ford Aeronutronic Property
Newport Beach, California

wsp	By: DMO	Proj. No. 8622397108.01.1H
	Date: 2/2/2023	Figure **H-1-366**

C:\Users\dave.oshea\Wood PLC\Bay Area Graphics - Documents\FordNB\fnb\1.1H\22_1117_gr\app_H1\vc_H1-366_PSG-01-85.grf

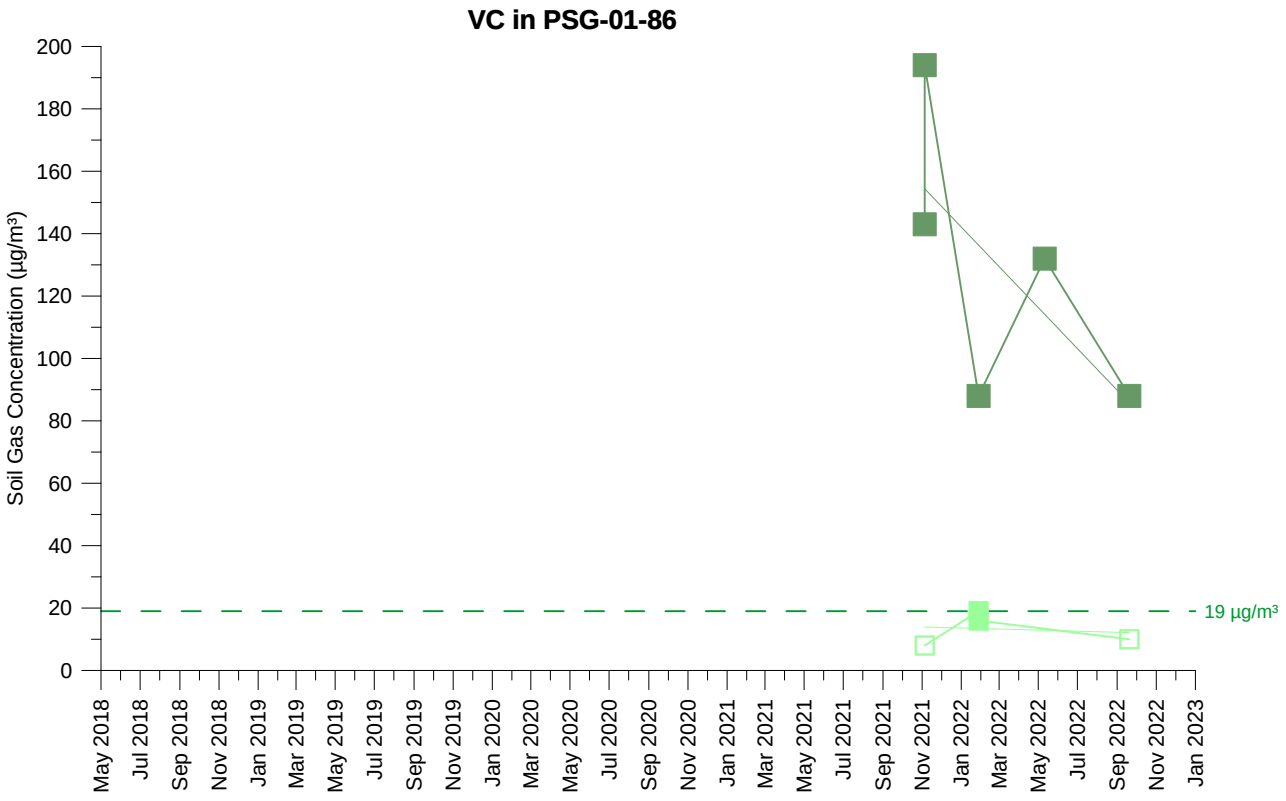

VC Concentration (5 feet)

VC Concentration (13 feet)

Open symbol denotes non-detect value

PSG-01-86
VINYL CHLORIDE SOIL GAS CONCENTRATIONS OVER TIME
PARCEL 1
Former Ford Aeronutronic Property
Newport Beach, California

wsp	By: DMO	Proj. No. 8622397108.01.1H
	Date: 2/2/2023	Figure **H-1-367**

C:\Users\dave.oshea\Wood PLC\Bay Area Graphics - Documents\FordNB\fnb\1.1H\22_1117_gr\app_H1\vc_H1-367_PSG-01-86.grf

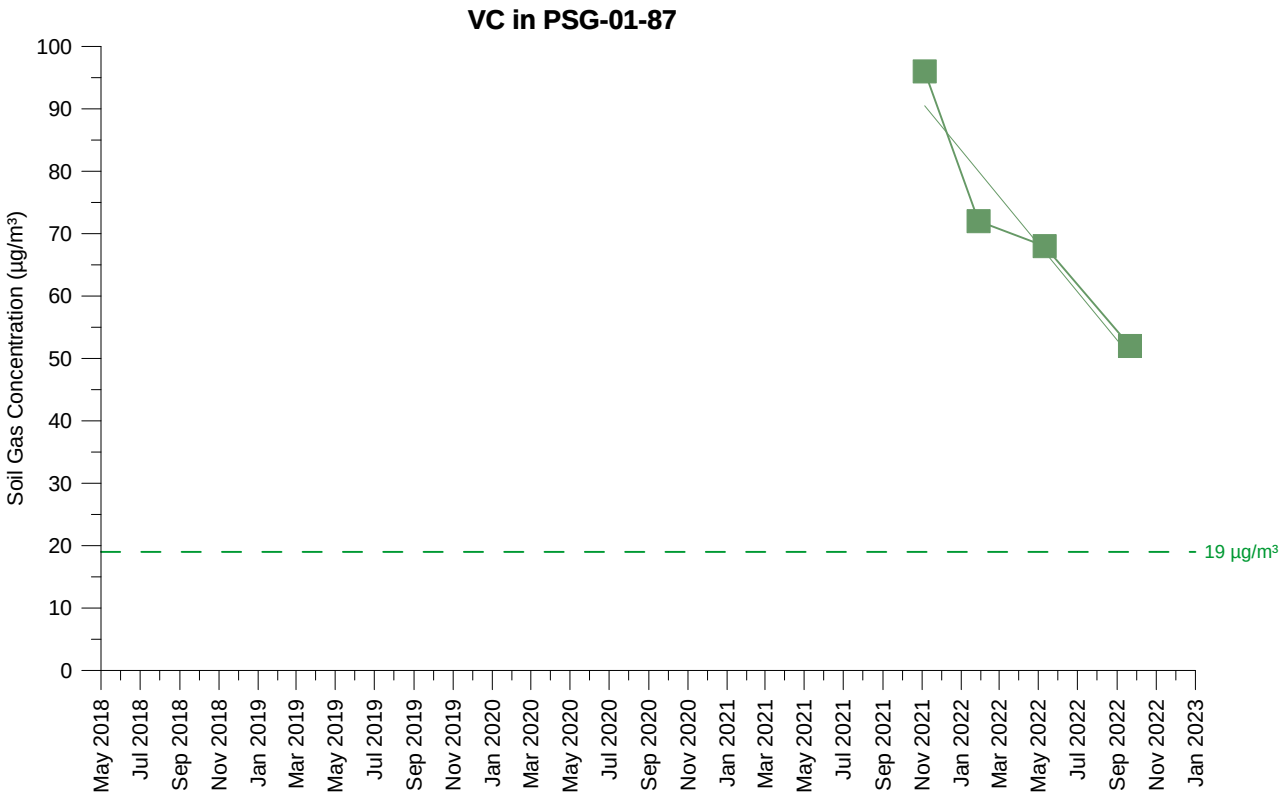

VC Concentration (13 feet)

Open symbol denotes non-detect value

PSG-01-87
VINYL CHLORIDE SOIL GAS CONCENTRATIONS OVER TIME
PARCEL 1
Former Ford Aeronutronic Property
Newport Beach, California

wsp	By: DMO	Proj. No. 8622397108.01.1H
	Date: 2/2/2023	Figure **H-1-368**

C:\Users\dave.oshea\Wood PLC\Bay Area Graphics - Documents\FordNB\fnb\1.1H\22_1117_gr\app_H1\vc_H1-368_PSG-01-87.grf

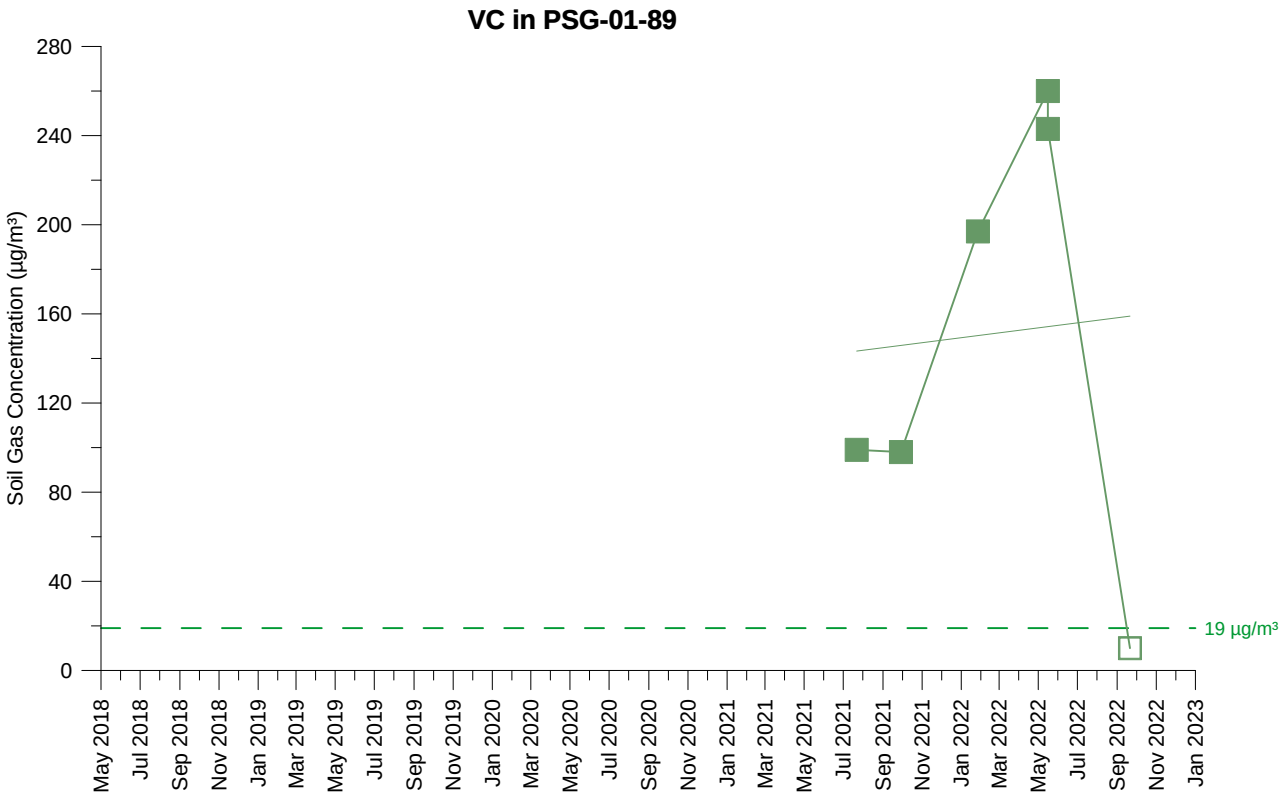

VC Concentration (12.5 feet)

Open symbol denotes non-detect value

PSG-01-89
VINYL CHLORIDE SOIL GAS CONCENTRATIONS OVER TIME
PARCEL 1
Former Ford Aeronutronic Property
Newport Beach, California

wsp	By: DMO	Proj. No. 8622397108.01.1H
	Date: 2/2/2023	Figure **H-1-369**

C:\Users\dave.oshea\Wood PLC\Bay Area Graphics - Documents\FordNB\fnb\1.1H\22_1117_gr\app_H1\vc_H1-369_PSG-01-89.grf

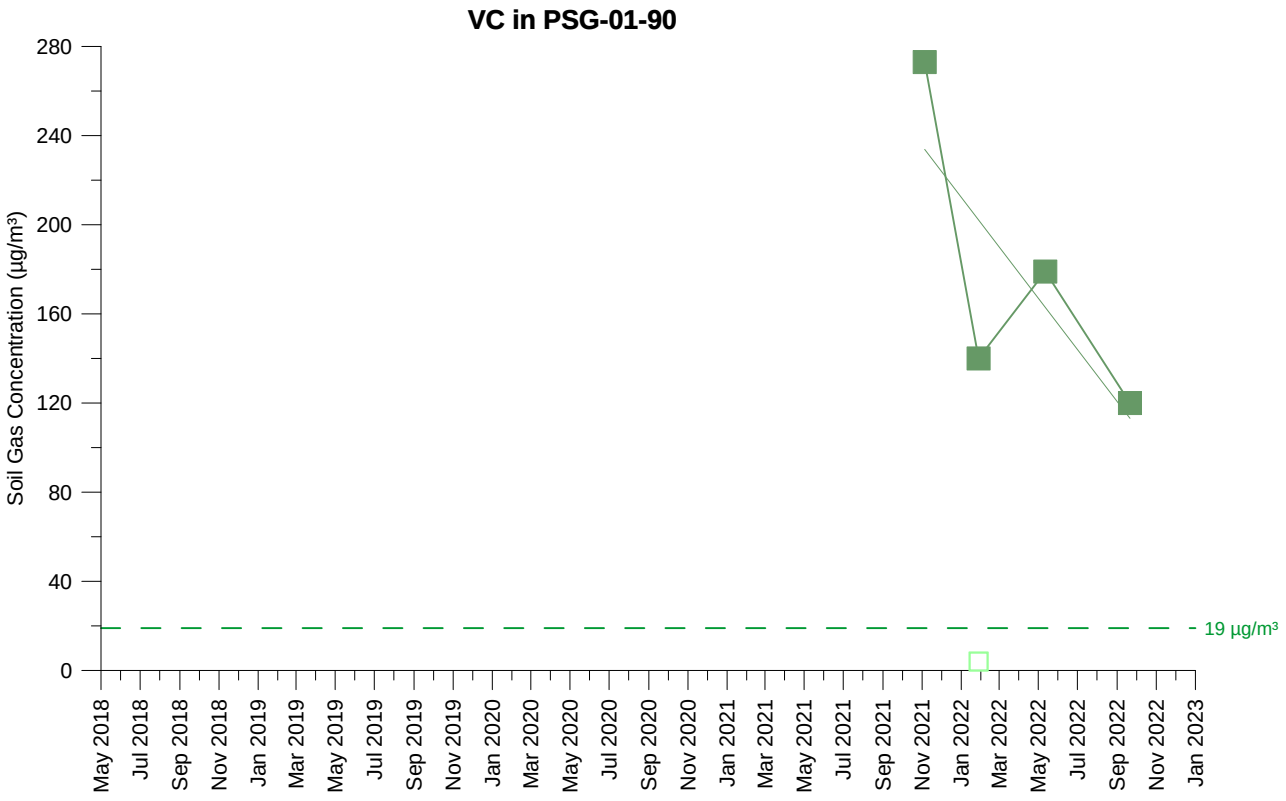

VC Concentration (5 feet)

VC Concentration (12 feet)

Open symbol denotes non-detect value

PSG-01-90
VINYL CHLORIDE SOIL GAS CONCENTRATIONS OVER TIME
PARCEL 1
Former Ford Aeronutronic Property
Newport Beach, California

wsp	By: DMO	Proj. No. 8622397108.01.1H
	Date: 2/2/2023	Figure **H-1-370**

C:\Users\dave.oshea\Wood PLC\Bay Area Graphics - Documents\FordNB\fnb\1.1H\22_1117_gr\app_H1\vc_H1-370_PSG-01-90.grf

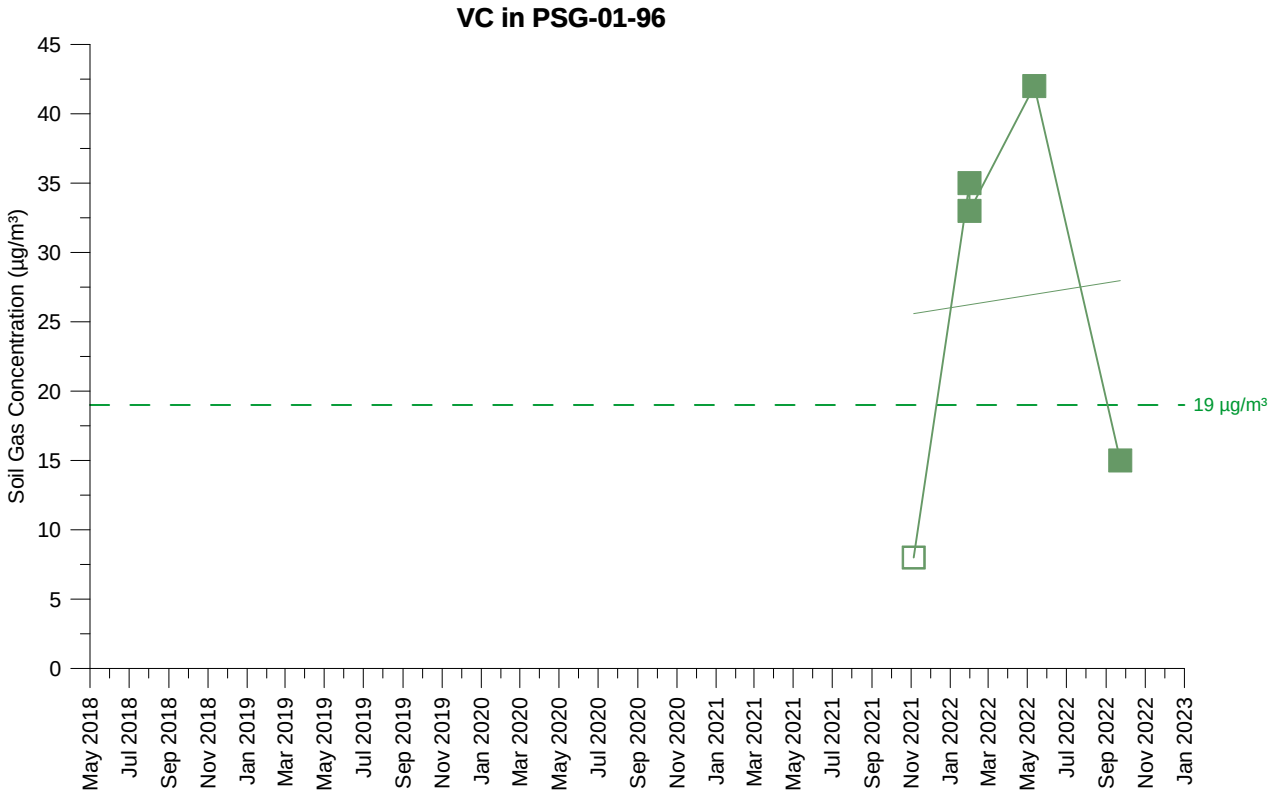

VC Concentration (12 feet)

Open symbol denotes non-detect value

PSG-01-96
VINYL CHLORIDE SOIL GAS CONCENTRATIONS OVER TIME
PARCEL 1
Former Ford Aeronutronic Property
Newport Beach, California

wsp	By: DMO	Proj. No. 8622397108.01.1H
	Date: 2/2/2023	Figure **H-1-371**

C:\Users\dave.oshea\Wood PLC\Bay Area Graphics - Documents\FordNB\fnb\1.1H\22_1117_gr\app_H1\vc_H1-371_PSG-01-96.grf

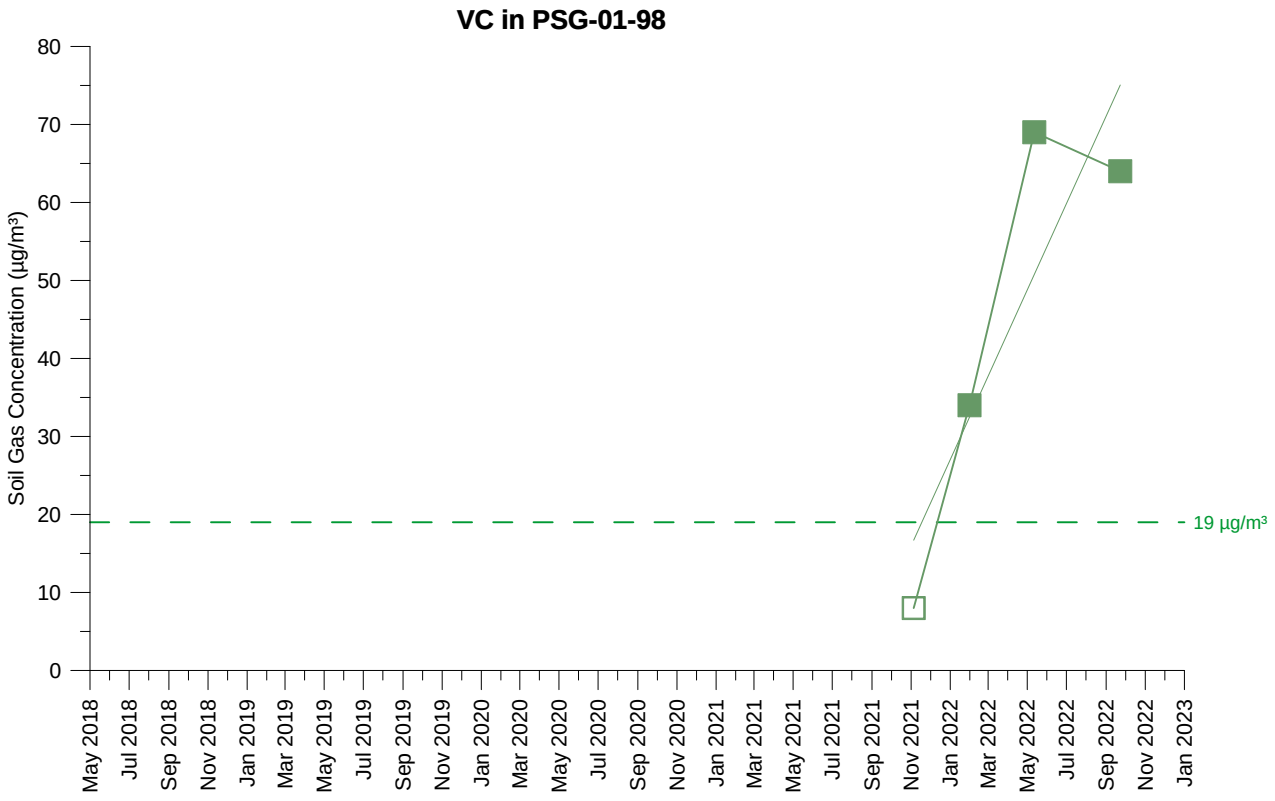

VC Concentration (13 feet)

Open symbol denotes non-detect value

PSG-01-98
VINYL CHLORIDE SOIL GAS CONCENTRATIONS OVER TIME
PARCEL 1
Former Ford Aeronutronic Property
Newport Beach, California

wsp	By: DMO	Proj. No. 8622397108.01.1H
	Date: 2/2/2023	Figure **H-1-372**

C:\Users\dave.oshea\Wood PLC\Bay Area Graphics - Documents\FordNB\fnb\1.1H\22_1117_gr\app_H1\vc_H1-372_PSG-01-98.grf

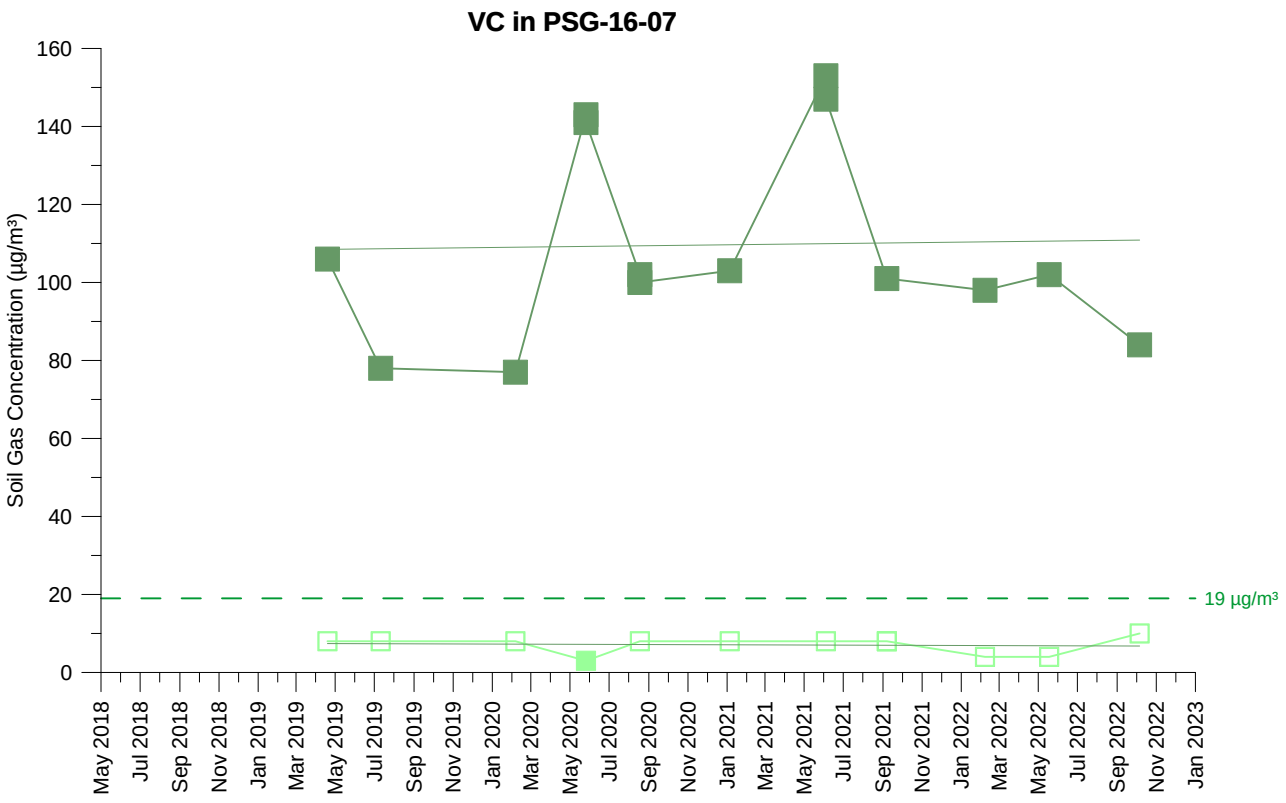

VC Concentration (5 feet)

VC Concentration (15 feet)

Open symbol denotes non-detect value

PSG-16-07
VINYL CHLORIDE SOIL GAS CONCENTRATIONS OVER TIME
PARCEL 16
Former Ford Aeronutronic Property
Newport Beach, California

wsp	By: DMO	Proj. No. 8622397108.01.1H
	Date: 2/2/2023	Figure **H-1-373**

C:\Users\dave.oshea\Wood PLC\Bay Area Graphics - Documents\FordNB\fnb\1.1H\22_1117_gr\app_H1\vc_H1-373-PSG-16-07.grf

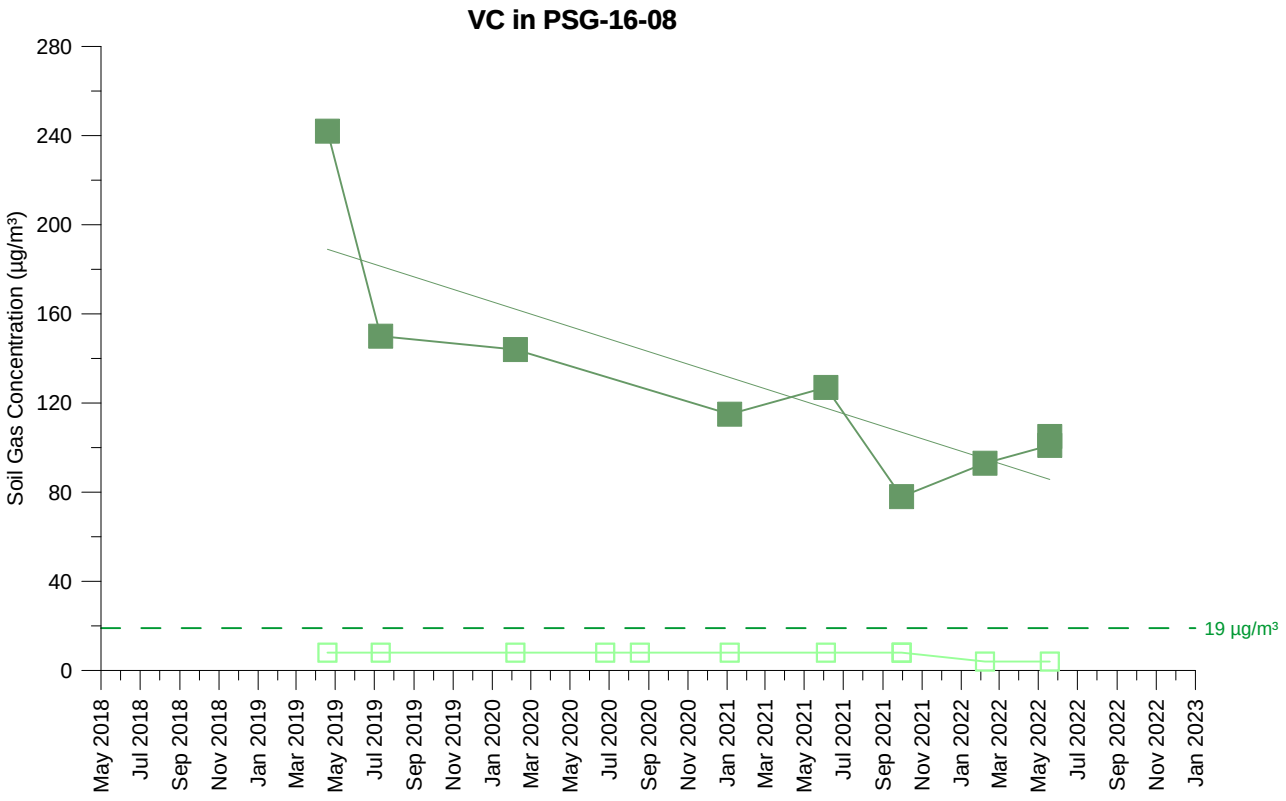

VC Concentration (5 feet)

VC Concentration (15 feet)

Open symbol denotes non-detect value

PSG-16-08
VINYL CHLORIDE SOIL GAS CONCENTRATIONS OVER TIME
PARCEL 16
Former Ford Aeronutronic Property
Newport Beach, California

wsp	By: DMO	Proj. No. 8622397108.01.1H
	Date: 2/2/2023	Figure **H-1-374**

C:\Users\dave.oshea\Wood PLC\Bay Area Graphics - Documents\FordNB\fnb\1.1H\22_1117_gr\app_H1\vc_H1-374-PSG-16-08.grf

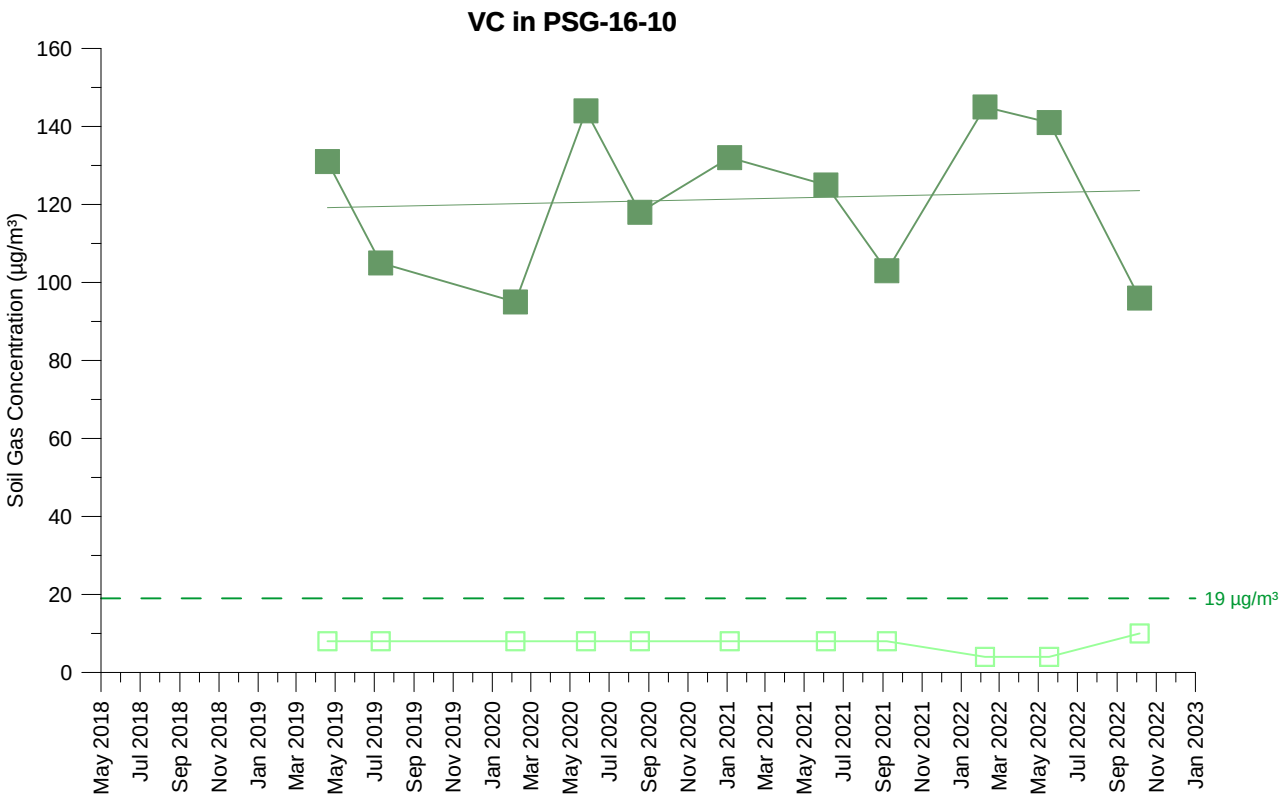

VC Concentration (5 feet)

VC Concentration (15 feet)

Open symbol denotes non-detect value

PSG-16-10
VINYL CHLORIDE SOIL GAS CONCENTRATIONS OVER TIME
PARCEL 16
Former Ford Aeronutronic Property
Newport Beach, California

wsp	By: DMO	Proj. No. 8622397108.01.1H
	Date: 2/2/2023	Figure **H-1-375**

C:\Users\dave.oshea\Wood PLC\Bay Area Graphics - Documents\FordNB\fnb\1.1H\22_1117_gr\app_H1\vc_H1-375_PSG-16-10.grf

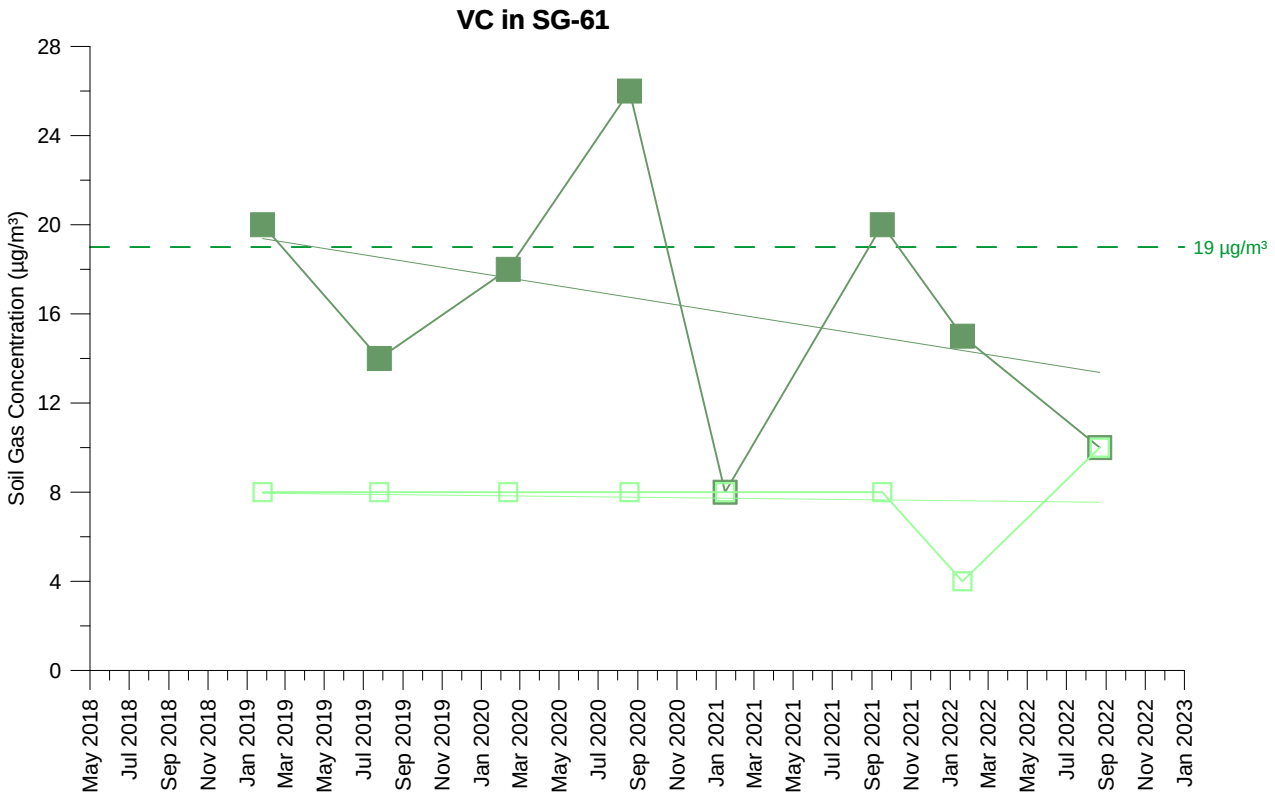

VC Concentration (5 feet)

VC Concentration (15 feet)

Open symbol denotes non-detect value

SG-61
VINYL CHLORIDE SOIL GAS CONCENTRATIONS OVER TIME
RIGHT OF WAY
Former Ford Aeronutronic Property
Newport Beach, California

wsp	By: DMO	Proj. No. 8622397108.01.1H
	Date: 2/2/2023	Figure **H-1-376**

C:\Users\dave.oshea\Wood PLC\Bay Area Graphics - Documents\FordNB\fnb\1.1H\22_1117_gr\app_H1\vc_H1-376_SG-61.grf

VC Concentration (5 feet)

VC Concentration (15 feet)

Open symbol denotes non-detect value

SG-73
VINYL CHLORIDE SOIL GAS CONCENTRATIONS OVER TIME
PARCEL 16
Former Ford Aeronutronic Property
Newport Beach, California

wsp	By: DMO	Proj. No. 8622397108.01.1H
	Date: 2/2/2023	Figure **H-1-377**

C:\Users\dave.oshea\Wood PLC\Bay Area Graphics - Documents\FordNB\fnb\1.1H\22_1117_gr\app_H1\vc_H1-377_SG-73.grf

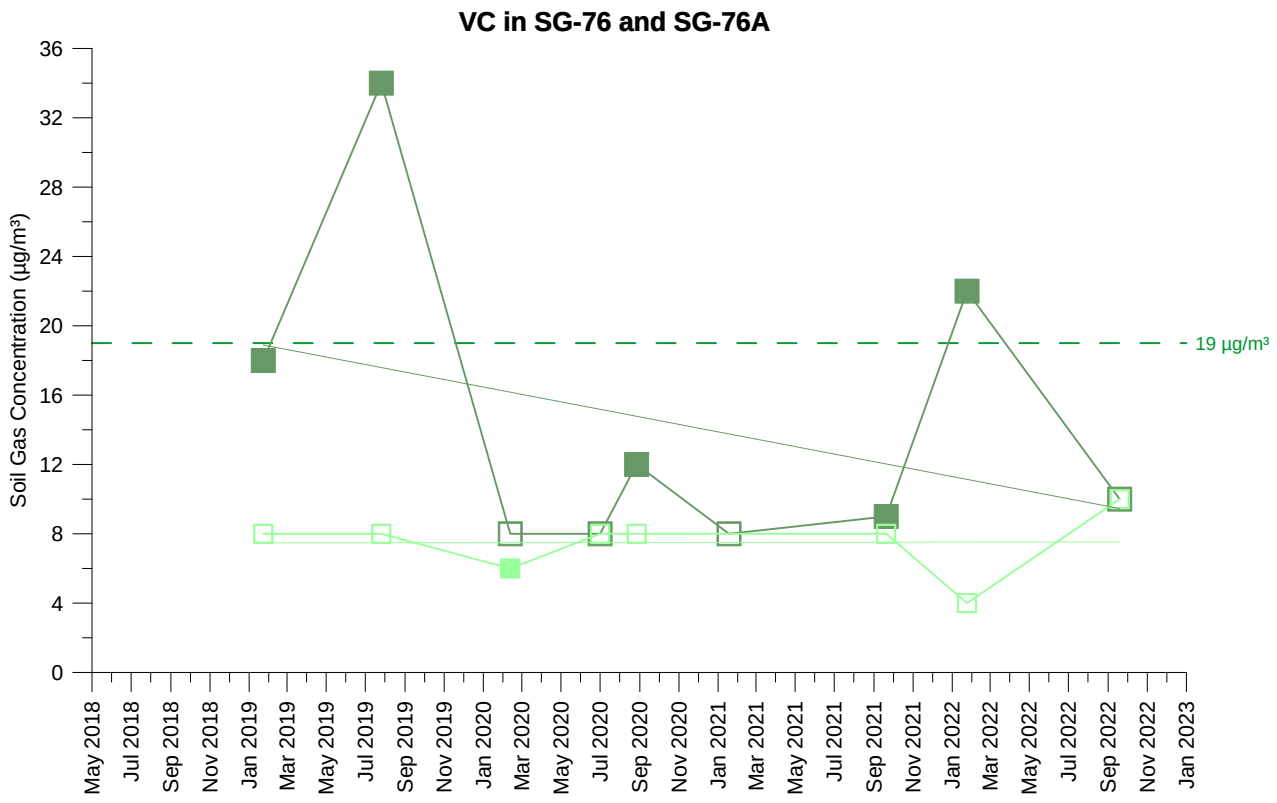

VC Concentration (5 feet)

VC Concentration (15 feet)

Open symbol denotes non-detect value

SG-76 and SG-76A
VINYL CHLORIDE SOIL GAS
CONCENTRATIONS OVER TIME
RIGHT OF WAY
Former Ford Aeronutronic Property
Newport Beach, California

wsp	By: DMO	Proj. No. 8622397108.01.1H
	Date: 2/2/2023	Figure **H-1-378**

C:\Users\dave.oshea\Wood PLC\Bay Area Graphics - Documents\FordNB\fnb\1.1H\22_1117_gr\app_H1\vc_H1-378_SG-76-76A.grf

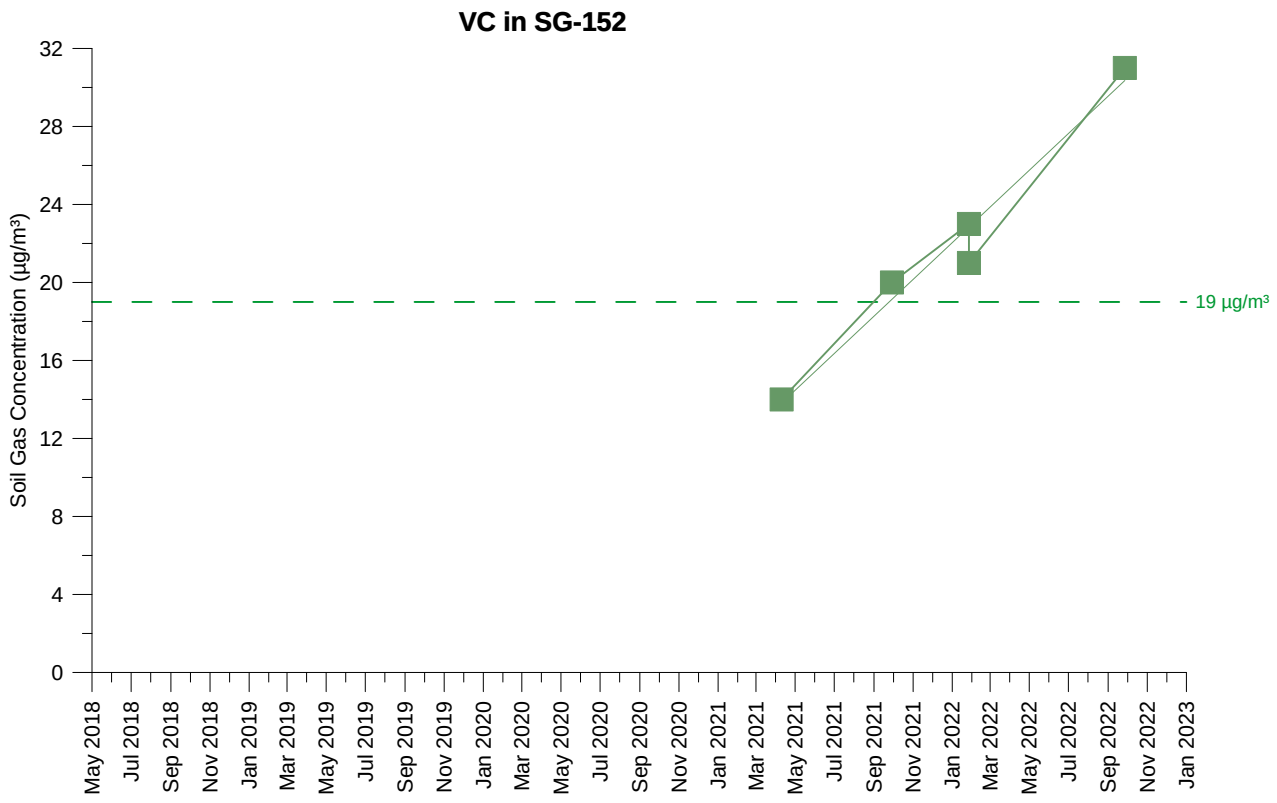

VC Concentration (12.5 feet)

Open symbol denotes non-detect value

SG-152
VINYL CHLORIDE SOIL GAS CONCENTRATIONS OVER TIME
PARCEL 1
Former Ford Aeronutronic Property
Newport Beach, California

wsp	By: DMO	Proj. No. 8622397108.01.1H
	Date: 2/2/2023	Figure **H-1-379**

C:\Users\dave.oshea\Wood PLC\Bay Area Graphics - Documents\FordNB\fnb\1.1H\22_1117_gr\app_H1\vc_H1-379_SG-152.grf

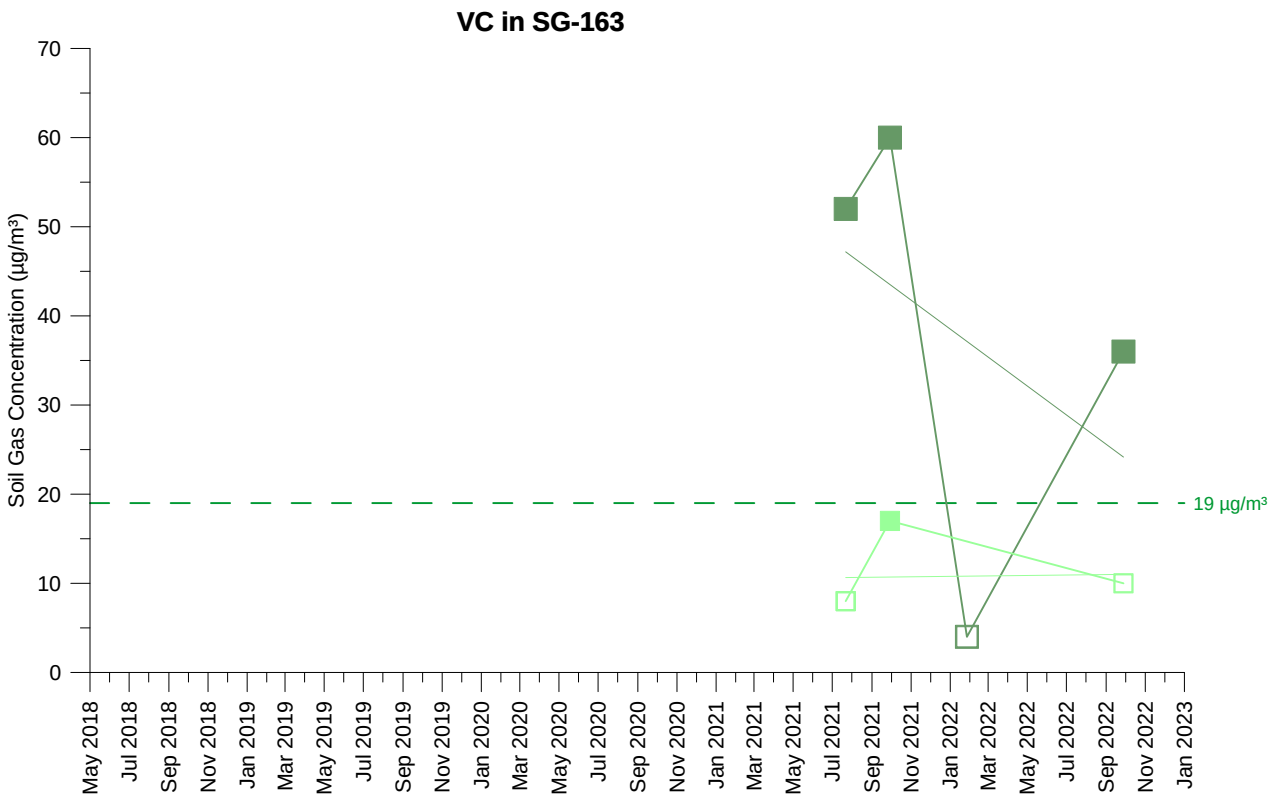

VC Concentration (12 feet)

Open symbol denotes non-detect value

SG-163
VINYL CHLORIDE SOIL GAS CONCENTRATIONS OVER TIME
PARCEL 1
Former Ford Aeronutronic Property
Newport Beach, California

wsp	By: DMO	Proj. No. 8622397108.01.1H
	Date: 2/2/2023	Figure **H-1-380**

C:\Users\dave.oshea\Wood PLC\Bay Area Graphics - Documents\FordNB\fnb\1.1H\22_1117_gr\app_H1\vc_H1-380_SG-163.grf

ATTACHMENT B

ProUCL Trend Analysis Outputs

	A	B	C	D	E	F	G	H	I	J	K	L
1				**Mann-Kendall Trend Test Analysis**								
2			User Selected Options									
3			Date/Time of Computation	ProUCL 5.2 12/29/2022 12:48:33 PM								
4			From File	PSG ProUCL Input TCE MK Analysis 20221229.xls								
5			Full Precision	OFF								
6			Confidence Coefficient	0.95								
7			Level of Significance	0.05								
8												
33	**Average of TCE-1n**											
34												
35	**General Statistics**											
36			Number of Events Reported (m)		6							
37			Number of Missing Events		0							
38			Number or Reported Events Used		6							
39			Number Values Reported (n)		6							
40			Minimum		6156							
41			Maximum		15900							
42			Mean		10792							
43			Geometric Mean		10370							
44			Median		10339							
45			Standard Deviation		3246							
46			Coefficient of Variation		0.301							
47												
48	**Mann-Kendall Test**											
49			M-K Test Value (S)		-9							
50			Tabulated p-value		0.068							
51			Standard Deviation of S		5.323							
52			Standardized Value of S		-1.503							
53			Approximate p-value		0.0664							
54												
55	**Insufficient evidence to identify a significant**											
56	**trend at the specified level of significance.**											

	A	B	C	D	E	F	G	H	I	J	K	L
1				**Mann-Kendall Trend Test Analysis**								
2			User Selected Options									
3			Date/Time of Computation	ProUCL 5.2 12/29/2022 12:51:51 PM								
4			From File	PSG ProUCL Input VC MK Analysis 20221229.xls								
5			Full Precision	OFF								
6			Confidence Coefficient	0.95								
7			Level of Significance	0.05								
8												
9	**Average of VC-1n**											
10												
11	**General Statistics**											
12			Number of Events Reported (m)		6							
13			Number of Missing Events		0							
14			Number or Reported Events Used		6							
15			Number Values Reported (n)		6							
16			Minimum		83.75							
17			Maximum		195.9							
18			Mean		142.2							
19			Geometric Mean		135.7							
20			Median		139.2							
21			Standard Deviation		46.35							
22			Coefficient of Variation		0.326							
23												
24	**Mann-Kendall Test**											
25			M-K Test Value (S)		5							
26			Tabulated p-value		0.235							
27			Standard Deviation of S		5.323							
28			Standardized Value of S		0.751							
29			Approximate p-value		0.226							
30												
31	**Insufficient evidence to identify a significant**											
32	**trend at the specified level of significance.**											
33	**Average of VC-1q**											
34												
35	**General Statistics**											
36			Number of Events Reported (m)		4							
37			Number of Missing Events		0							
38			Number or Reported Events Used		4							
39			Number Values Reported (n)		4							
40			Minimum		8							
41			Maximum		41.5							
42			Mean		29.27							
43			Geometric Mean		24.67							
44			Median		33.79							
45			Standard Deviation		15.21							
46			Coefficient of Variation		0.52							
47												
48	**Mann-Kendall Test**											
49			M-K Test Value (S)		6							
50			Tabulated p-value		0.042							
51			Standard Deviation of S		2.944							
52			Standardized Value of S		1.698							

	A	B	C	D	E	F	G	H	I	J	K	L
53				Approximate p-value	0.0447							
54												
55	**Statistically significant evidence of an increasing**											
56	**trend at the specified level of significance.**											

	A	B	C	D	E	F	G	H	I	J	K	L
1				**Mann-Kendall Trend Test Analysis**								
2			User Selected Options									
3			Date/Time of Computation	ProUCL 5.2 12/29/2022 11:40:01 AM								
4			From File	SG ProUCL Input PCE 5ft MK Analysis 20221229.xls								
5			Full Precision	OFF								
6			Confidence Coefficient	0.95								
7			Level of Significance	0.05								
8												
33	**Average of PCE-sg-141**											
34												
35	**General Statistics**											
36			Number of Events Reported (m)		5							
37			Number of Missing Events		0							
38			Number or Reported Events Used		5							
39			Number Values Reported (n)		5							
40			Minimum		2580							
41			Maximum		4430							
42			Mean		3352							
43			Geometric Mean		3289							
44			Median		3400							
45			Standard Deviation		736.1							
46			Coefficient of Variation		0.22							
47												
48	**Mann-Kendall Test**											
49			M-K Test Value (S)		-2							
50			Tabulated p-value		0.408							
51			Standard Deviation of S		4.082							
52			Standardized Value of S		-0.245							
53			Approximate p-value		0.403							
54												
55	**Insufficient evidence to identify a significant**											
56	**trend at the specified level of significance.**											

	A	B	C	D	E	F	G	H	I	J	K	L
1				**Mann-Kendall Trend Test Analysis**								
2			User Selected Options									
3			Date/Time of Computation	ProUCL 5.2 12/29/2022 11:42:11 AM								
4			From File	SG ProUCL Input PCE 15ft MK Analysis 20221229.xls								
5			Full Precision	OFF								
6			Confidence Coefficient	0.95								
7			Level of Significance	0.05								
8												
33	**Average of PCE-sg-140**											
34												
35	**General Statistics**											
36			Number of Events Reported (m)		5							
37			Number of Missing Events		0							
38			Number or Reported Events Used		5							
39			Number Values Reported (n)		5							
40			Minimum		900							
41			Maximum		1390							
42			Mean		1134							
43			Geometric Mean		1123							
44			Median		1100							
45			Standard Deviation		179.4							
46			Coefficient of Variation		0.158							
47												
48	**Mann-Kendall Test**											
49			M-K Test Value (S)		6							
50			Tabulated p-value		0.117							
51			Standard Deviation of S		4.082							
52			Standardized Value of S		1.225							
53			Approximate p-value		0.11							
54												
55	**Insufficient evidence to identify a significant**											
56	**trend at the specified level of significance.**											

	A	B	C	D	E	F	G	H	I	J	K	L
1				**Mann-Kendall Trend Test Analysis**								
2			User Selected Options									
3			Date/Time of Computation	ProUCL 5.2 12/29/2022 11:11:52 AM								
4			From File	SG ProUCL Input TCE 15ft MK Analysis 20221229.xls								
5			Full Precision	OFF								
6			Confidence Coefficient	0.95								
7			Level of Significance	0.05								
8												
33	**Average of TCE-sg-140**											
34												
35	**General Statistics**											
36			Number of Events Reported (m)		5							
37			Number of Missing Events		0							
38			Number or Reported Events Used		5							
39			Number Values Reported (n)		5							
40			Minimum		2570							
41			Maximum		4050							
42			Mean		3112							
43			Geometric Mean		3071							
44			Median		3020							
45			Standard Deviation		583.8							
46			Coefficient of Variation		0.188							
47												
48	**Mann-Kendall Test**											
49			M-K Test Value (S)		-4							
50			Tabulated p-value		0.242							
51			Standard Deviation of S		4.082							
52			Standardized Value of S		-0.735							
53			Approximate p-value		0.231							
54												
55	**Insufficient evidence to identify a significant**											
56	**trend at the specified level of significance.**											
81	**Average of TCE-sg-80**											
82												
83	**General Statistics**											
84			Number of Events Reported (m)		9							
85			Number of Missing Events		0							
86			Number or Reported Events Used		9							
87			Number Values Reported (n)		9							
88			Minimum		7590							
89			Maximum		14600							
90			Mean		9723							
91			Geometric Mean		9475							
92			Median		8600							
93			Standard Deviation		2487							
94			Coefficient of Variation		0.256							
95												
96	**Mann-Kendall Test**											
97			M-K Test Value (S)		-8							
98			Tabulated p-value		0.238							
99			Standard Deviation of S		9.592							
100			Standardized Value of S		-0.73							

	A	B	C	D	E	F	G	H	I	J	K	L
101				Approximate p-value	0.233							
102												
103	Insufficient evidence to identify a significant											
104	trend at the specified level of significance.											

APPENDIX H-2

EVALUATION OF SEASONALITY OF INDOOR AIR SAMPLING

Former Ford Aeronutronic Facility
Newport Beach, California

1.0 INTRODUCTION

WSP USA Environment & Infrastructure Inc. (WSP, formerly known as Wood Environment & Infrastructure Solutions, Inc.) has prepared this *Evaluation of Seasonality of Indoor Air Sampling*, on behalf of Ford Motor Company for the Former Ford Aeronutronics Facility, formerly located in Newport Beach, California (Site). This evaluation compares the concentrations of trichloroethylene (TCE) in indoor air for the "wet/cold" season from November through March to indoor air concentrations from the "dry/hot" season from April through October to determine whether there is a seasonal difference in indoor air concentrations. This evaluation was prepared in response to) the Santa Ana Regional Water Quality Control Board (Water Board) comments, dated January 12, 2022 on the *Revised Indoor Air Monitoring Plan for Sub-Slab Soil Gas Properties* (Sub-Slab Monitoring Plan, Wood, 2021d). The Water Board requested that a statistical evaluation of the indoor air results be performed to evaluate the seasonality of indoor air data periodically to support the frequency of sampling in the Sub-Slab Monitoring Plan and the *Revised Indoor Air Monitoring Plan for Perimeter Soil Gas Properties* (collectively, Plans; Wood, 2021a, 2021b, 2021c, and 2022).

As presented in the Plans, indoor air sampling at properties in the monitoring phase is typically conducted at a frequency of once per year, once per every 2 years, or once per every 5 years. This type of sampling frequency necessarily indicates that indoor air sampling would most often be conducted during the same general time of year (e.g., sampling in summer 2021 followed by sampling in summer of 2022, 2023 or 2026), and the sampling interval would not cover different seasons (e.g., summer and winter).

2.0 APPROACH

This evaluation includes all indoor air data collected at the Site for all parcels, and was conducted using only data for TCE, as other COPCs are either not detected frequently in indoor air or are more likely to be influenced by the presence of indoor sources (e.g., 1,2-dichloroethane and PCE). By necessity, this analysis was also limited to properties where at least two rounds of indoor air sampling have been conducted in the different seasons. In addition,

duplicate samples, ambient air samples, material air samples, air samples from non-living spaces, and samples collected under mitigated conditions (e.g., with air purifiers operating) were not used in the evaluation.

The sampling results from the indoor data set compiled based on the above criteria were categorized as "wet/cold" or "dry/hot" seasonal data. Then, average concentrations of TCE were calculated by season and sample (e.g., average concentrations in each sample at property 10.01 for dry and wet seasons), and the average concentration from the dry season was subtracted from the average concentration in the wet season to obtain the seasonal difference. A positive value would potentially indicate that indoor air concentrations may be higher in the dry season, and a negative value would potentially indicate that indoor air concentrations may be higher in the wet season. To perform the calculation, a detection of TCE in indoor air in at least one season was required, so that indoor air data sets that were non-detect for both seasons were not included in the evaluation.

3.0 RESULTS

The results of this evaluation are presented in Figures H-2-1 and H-2-2. Figure H-2-1 provides a histogram of the differences between the dry and wet seasonal indoor air concentrations. As shown in the graph, the two largest bins are those from -0.1 to zero and zero to 0.1, indicating that there is not a substantial difference in the seasonal concentrations. The arithmetic average of the seasonal differences is -0.03. The histogram in general follows an approximately normal (i.e., bell curve) distribution, indicating that seasonal differences are not biased in any particular direction for the data set. To test the hypothesis that the seasonal differences are not different from zero, the values of the differences were entered into U.S. EPA's ProUCL software (U.S. EPA, 2022), and a two-sided one-sample t-test was performed with the null hypothesis that the values are equal to zero. The t-test has a *p*-value of 0.219, which is not statistically significant and indicates that the null hypothesis of no difference should not be rejected. This result shows that the values are not statistically different from zero (ProUCL output provided in Attachment A). Therefore, concentrations of TCE in indoor air by season do not vary in a statistically significant way.

Figure H-2-2 is a scatter plot of the average dry and wet seasonal indoor air concentrations by property. A line of no difference would be represented by a straight line from the bottom left corner of the graph to the top right corner. While there is variability in the data, overall the concentrations do appear to form a relatively linear relationship, which is illustrated by the slope of the linear trend line of approximately 0.75 and the R-squared value of 0.5, indicating that a

linear model accounts for about 50 percent of the variance in the data (note that the trend line on the graph appears slightly curved because the data are plotted on a log-log scale while the trend line is linear). The approximately equal number of points above and below the plotted regression line also indicate that the data appear to be non-biased by season. Because data sets were included where one season's data were non-detect, the graph has a substantial number of points along the x and y-axis locations representing the typical TCE reporting limit of 0.13 µg/m^3 in indoor air. The inclusion of the non-detects does not affect the overall conclusions of this analysis. The graph also indicates some results for Property 10.56 that are different than other properties but these results do not affect the overall analysis.

4.0 CONCLUSION

Based on the evaluation of the data using the charts presented in Figures H-2-1 and H-2-2 and statistical analysis of the seasonal differences using ProUCL, this analysis concludes that indoor air concentrations at the Site do not demonstrate statistically significant differences by season. Therefore, sampling indoor air during any portion of the year is expected to represent the typical indoor air conditions at a given property regardless of season.

5.0 FUTURE EVALUATIONS

An evaluation of TCE indoor air concentrations by season will continue to be conducted on an annual basis, and future updates to this analysis will be submitted as part of the Semi-annual Vapor Intrusion and Groundwater Monitoring Report on February 15 of each year until long-term indoor air monitoring activities are concluded.

6.0 REFERENCES

U.S. EPA, 2022. ProUCL Software, Version 5.2.00. https://www.epa.gov/land-research/proucl-software

Wood Environment & Infrastructure Solutions (Wood), 2021a. Revised Indoor Air Monitoring Plan for Perimeter Soil Gas Properties, Former Ford Aeronutronic Facility, 1000 Ford Road, Newport Beach, California, February 24.

Wood, 2021b. Addendum for Parcel 16 to Revised Indoor Air Monitoring Plan for Perimeter Soil Gas Properties, Former Ford Aeronutronic Facility, 1000 Ford Road, Newport Beach, California, October 14.

Wood, 2021c. Addendum for Parcel 1 to Revised Indoor Air Monitoring Plan for Perimeter Soil Gas Properties, Former Ford Aeronutronic Facility, 1000 Ford Road, Newport Beach, California, December 13.

Wood, 2021d. Revised Indoor Air Monitoring Plan for Sub-Slab Soil Gas Properties, Former Ford Aeronutronic Facility, 1000 Ford Road, Newport Beach, California, July 21.

Wood, 2022. Final Revised Indoor Air Monitoring Plan for Properties in Parcels 4, 6, and 8, Former Ford Aeronutronics Facility, 1000 Ford Road, Newport Beach, California, May 24.

FIGURES

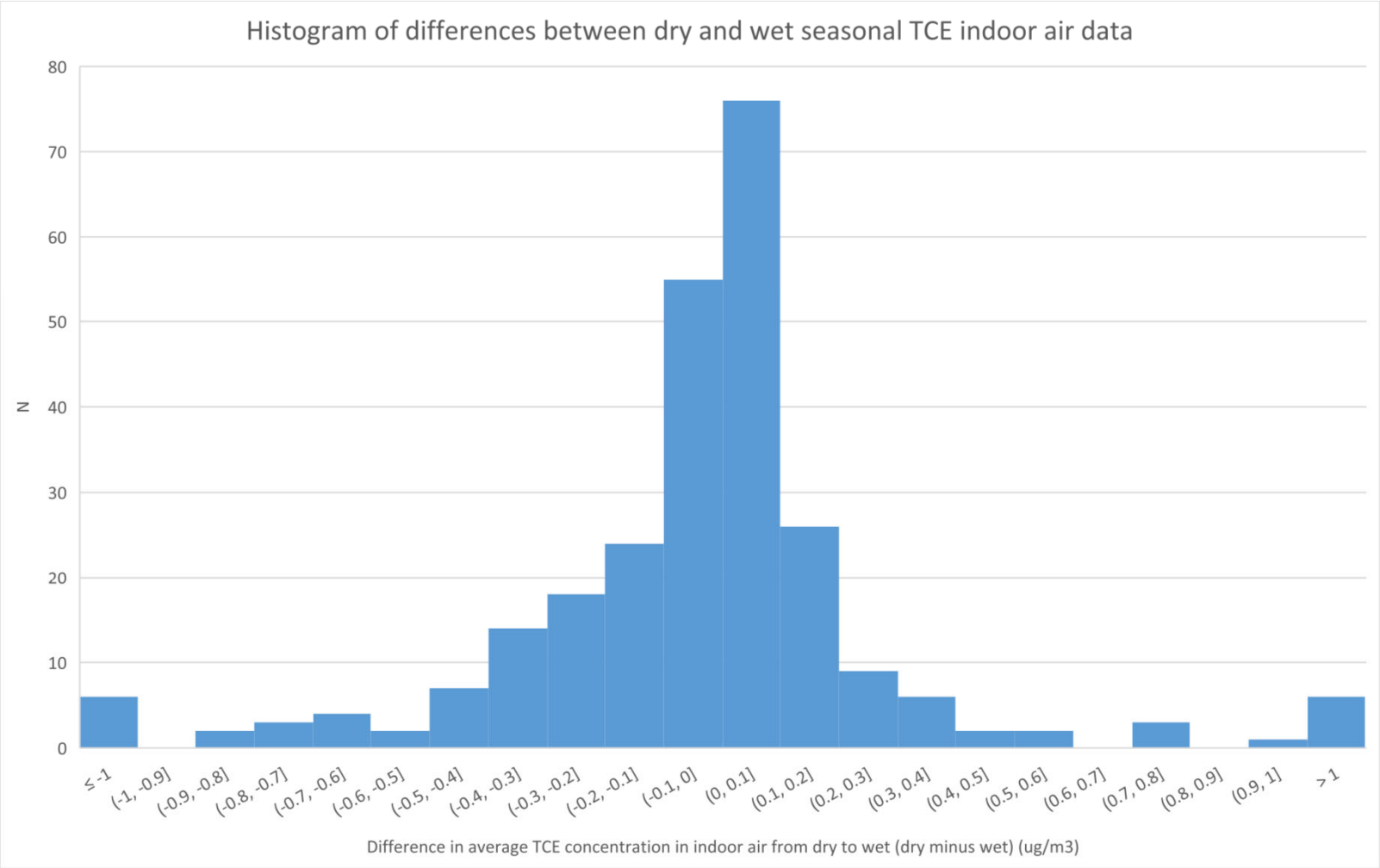

HISTOGRAM OF DIFFERENCES BETWEEN DRY AND WET SEASONAL TCE INDOOR AIR DATA

Former Ford Aeronutronic Property
Newport Beach, California

wsp	By: smm	Proj. No. 8620397107.2.2C
	Date: 02/10/2021	Figure **H-2-1**

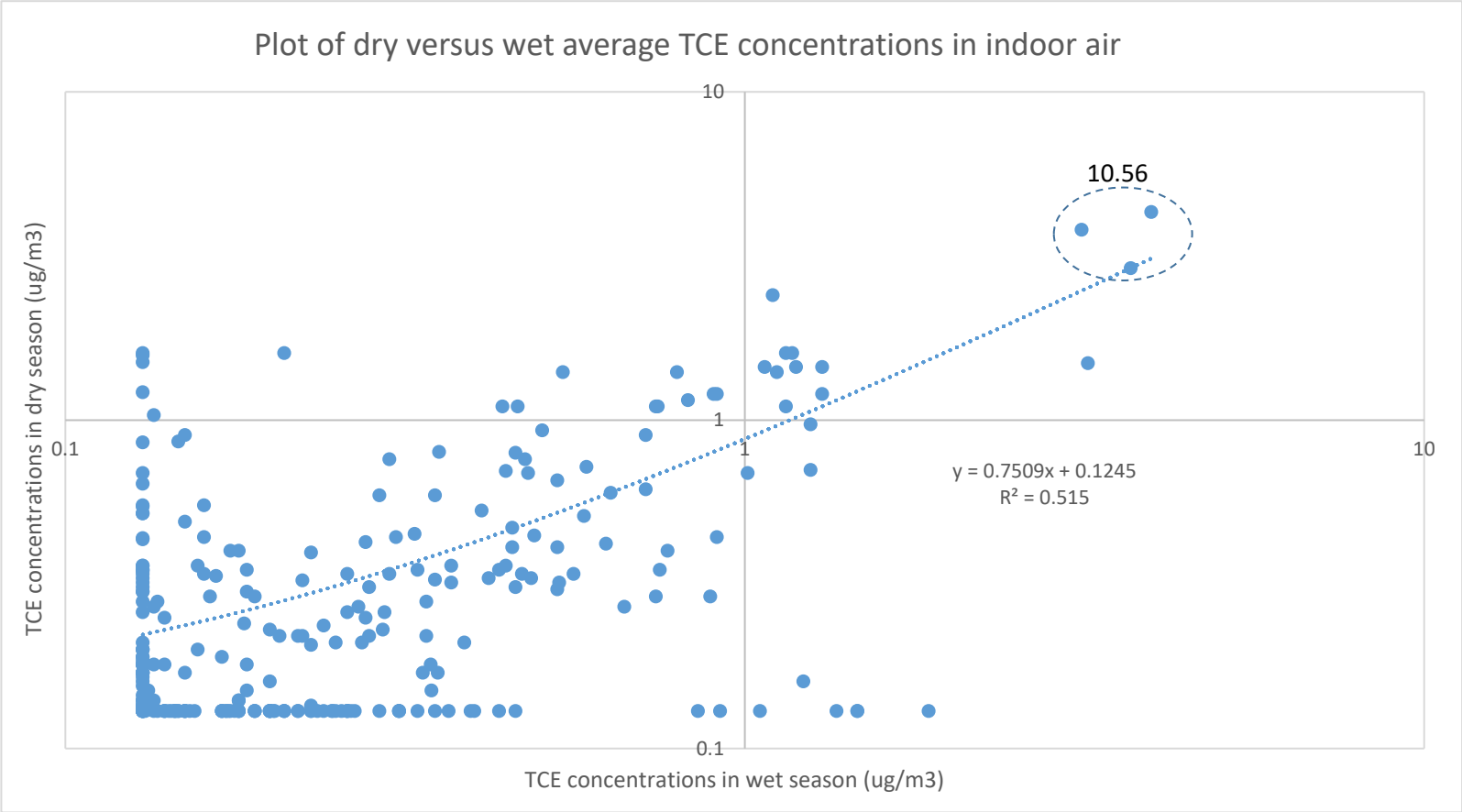

PLOT OF DRY VERSUS WET SEASON AVERAGE TCE CONCENTRATIONS IN INDOOR AIR

Former Ford Aeronutronic Property
Newport Beach, California

wsp	By: smm	Proj. No. 8620397107.2.2C
	Date: 02/10/2021	Figure **H-2-2**

ATTACHMENT A

ProUCL Trend Analysis Output

	A	B	C	D	E	F	G	H	I	J	K	L
1	**One Sample t-Test for Uncensored Full Data Sets without NDs**											
2												
3			User Selected Options									
4			Date/Time of Computation	ProUCL 5.2 12/15/2022 12:08:20 PM								
5			From File	Diffs for T test_b.xls								
6			Full Precision	OFF								
7			Confidence Coefficient	95%								
8			Substantial Difference	0.000								
9			Action Level	0.000								
10			Selected Null Hypothesis	Mean = Action Level (2 Sided Alternative)								
11			Alternative Hypothesis	Mean <> Action Level								
12												
13	**Diff**											
14												
15			**One Sample t-Test**									
16												
17			**Raw Statistics**									
18			Number of Valid Observations		266							
19			Number of Missing Observations		5							
20			Number of Distinct Observations		195							
21			Minimum		-1.47							
22			Maximum		1.735							
23			Mean		-0.0289							
24			Median		0							
25			SD		0.382							
26			SE of Mean		0.0234							
27												
28	**H0: Sample Mean = 0**											
29												
30			Test Value		-1.233							
31			Degrees of Freedom		265							
32			Lower Critical Value (0.025)		-1.969							
33			Upper Critical Value (0.975)		1.969							
34			P-Value		0.219							
35												
36	**Conclusion with Alpha = 0.05**											
37	**Do Not Reject H0, Conclude Mean = 0**											
38	**P-Value > Alpha (0.05)**											
39												

APPENDIX I

Survey Report

Not applicable to the current reporting period.
This is a placeholder for consistency with past reports.